

SUZUKI

DF70A/80A/90A

E01

SUZUKI

PARTS CATALOGUE

DF70A/80A/90A

DF70A

DF70ATH

DF80A

DF90A

DF90ATH



OUTBOARD MOTOR

2011-6

1ST EDITION

PREFACE

When it becomes necessary to replace parts on SUZUKI OUTBOARD MOTORS, always use SUZUKI GENUINE PARTS which have passed a strict inspection which guarantees quality and performance.

This parts catalogue covers the list of all service parts for SUZUKI DF70A/80A/90A production 2011.

INSTRUCTIONS FOR QUOTING THE CATALOGUE

1. DIMENSIONS

Dimensions of the parts in this catalogue are indicated in unit millimeters.

2. ABBREVIATIONS

Abbreviations used in this catalogue are as follows:

AR	: As required	NT	: Number of teeth
ASSY	: Assembly	OPT	: Optional
E.NO.	: Engine number	OS	: Over size
F.NO.	: Frame number	STD	: Standard
D	: Diameter of material	T	: Thickness
ID	: Inside diameter	US	: Under size
OD	: Outside diameter	W	: Width
L	: Length	W/	: With
LH(PORT)	: Left hand side	L, X	: Transom type
RH(STBD)	: Right hand side	SUS	: Stainless steel
~031234	: Up to E.No. 09003F-031234	PTT	: Power trim and tilt
031234~	: From E.No. 09003F-031234	—	— — — — —

12 x 34 x 5.6..... Figures in the description column

| | | show the dimensions of parts.

ID OD T(or W, L)

→12345-56781 (Parts No.) : indicates that the parts number was changed to 12345-56781 and the new parts are interchangeable with the former ones but the former ones are not interchangeable with new ones.

←12345-56781 (Parts No.) : indicates that the former and new parts are interchangeable with each other and both are usable.

3. INNER PARTS OF ASSEMBLY

Part name with a dot (.) in front as shown in the description column indicates the component of the assembly also available individually.

4. MODIFICATION NOTICE

A parts bulletin will be sent to you on all occasions when changes in parts occur, including interchangeable modifications between new parts and old ones.

5. NOTE

5-1. There are some different parts from those of production models among spare parts for the administrative reasons and common use of them with other models.

5-2. In respect of rubber hoses and vinyl tubes, please be sure to use them by cutting off according to the length mentioned on parts catalogue or what is actually required on the vehicle.

5-3. Note that the drawings on the illustration page are for ready reference of spare parts number, not to be used as an assembly manual.
When assembling, use "SUZUKI SERVICE MANUAL".

6. MODEL NAME AND ENGINE NUMBER

<u>MODEL</u>	<u>DESTINATION</u>	<u>TYPE</u>	<u>TRANSOM</u>	<u>ENGINE No.</u>
DF70AT	E01, E40	07003F	L, X	07003F-210001~
DF70ATH	E01, E40	07003F	L, X	07003F-210001~
DF80AT	E01, E40	08002F	L, X	08002F-210001~
DF90AT	E01, E40	09003F	L, X	09003F-210001~
DF90ATH	E01, E40	09003F	L, X	09003F-210001~
—	—	—	—	—

COLOR CHART
 TABLEAU DES COULEURS

COLOR NO. NO DE COULEUR	COLOR DESCRIPTION DESCRIPTION DE COULEUR	COLOR NO. NO DE COULEUR	COLOR DESCRIPTION DESCRIPTION DE COULEUR
0EP	SHADOW BLACK METALLIC		
13L	BRIGHT SILVER METALLIC		
5ES	OFF BLACK		

DF70A 80A 90A E01 01 — —

MILLIMETER → INCH CONVERSION CHART

	0	1	2	3	4	5	6	7	8	9
00	.000	.039	.079	.118	.157	.197	.236	.276	.315	.354
10	.394	.433	.472	.512	.551	.591	.630	.669	.709	.748
20	.787	.827	.866	.906	.945	.984	1.024	1.063	1.102	1.142
30	1.181	1.220	1.260	1.299	1.339	1.378	1.417	1.457	1.496	1.535
40	1.575	1.614	1.654	1.693	1.732	1.772	1.811	1.850	1.890	1.929
50	1.969	2.008	2.047	2.087	2.126	2.165	2.205	2.214	2.283	2.323
60	2.362	2.402	2.441	2.480	2.520	2.559	2.598	2.638	2.677	2.717
70	2.756	2.795	2.835	2.874	2.913	2.953	2.992	3.031	3.071	3.110
80	3.150	3.189	3.228	3.268	3.307	3.346	3.386	3.425	3.465	3.504
90	3.543	3.583	3.622	3.661	3.701	3.740	3.780	3.819	3.858	3.898

How to read

	0	1	2	3	4
00
10
20	0.906	...
30

23 millimeters equal 0.906 inch

Contents are subject to change without notice or obligation.

FIG. NO.	T I T L E	ADDRESS NO.
1	CYLINDER HEAD	1-B-02
2	CYLINDER BLOCK	1-B-03
3	RING GEAR COVER (DF70A E01)	1-B-04
4	RING GEAR COVER (DF70A E40)	1-B-05
5	RING GEAR COVER (DF70ATH E01)	1-B-06
6	RING GEAR COVER (DF70ATH E40)	1-B-07
7	RING GEAR COVER (DF80A E01)	1-B-08
8	RING GEAR COVER (DF80A E40)	1-B-09
9	RING GEAR COVER (DF90A E01)	1-B-10
10	RING GEAR COVER (DF90A E40)	1-B-11
11	RING GEAR COVER (DF90ATH E01)	1-B-12
12	RING GEAR COVER (DF90ATH E40)	1-B-13
13	CRANKSHAFT	1-B-14
14	TIMING CHAIN	1-B-15
15	CAMSHAFT (DF70A E01)	1-C-02
		1-C-03
16	CAMSHAFT (DF70A E40)	1-C-04
		1-C-05
17	CAMSHAFT (DF70ATH E01)	1-C-06
		1-C-07
18	CAMSHAFT (DF70ATH E40)	1-C-08
		1-C-09
19	CAMSHAFT (DF80A E01)	1-C-10
		1-C-11
20	CAMSHAFT (DF80A E40)	1-C-12
		1-C-13
21	CAMSHAFT (DF90A E01)	1-C-14
		1-C-15
22	CAMSHAFT (DF90A E40)	1-D-02
		1-D-03
23	CAMSHAFT (DF90ATH E01)	1-D-04
		1-D-05
24	CAMSHAFT (DF90ATH E40)	1-D-06
		1-D-07
25	INTAKE MANIFOLD	1-D-08
26	SILENCER	1-D-09
27	EXHAUST COVER	1-D-10
28	FUEL VAPOR SEPARATOR (DF70A E01) — — — — —	1-D-11
29	FUEL VAPOR SEPARATOR (DF70A E40)	1-D-12
30	FUEL VAPOR SEPARATOR (DF70ATH E01)	1-D-13
31	FUEL VAPOR SEPARATOR (DF70ATH E40)	1-D-14
32	FUEL VAPOR SEPARATOR (DF80A E01)	1-D-15
33	FUEL VAPOR SEPARATOR (DF80A E40)	1-E-02
34	FUEL VAPOR SEPARATOR (DF90A E01)	1-E-03
35	FUEL VAPOR SEPARATOR (DF90A E40)	1-E-04
36	FUEL VAPOR SEPARATOR (DF90ATH E01)	1-E-05
37	FUEL VAPOR SEPARATOR (DF90ATH E40)	1-E-06
38	FUEL INJECTOR (DF70A E01)	1-E-07
39	FUEL INJECTOR (DF70A E40)	1-E-08
40	FUEL INJECTOR (DF70ATH E01)	1-E-09
41	FUEL INJECTOR (DF70ATH E40)	1-E-10
42	FUEL INJECTOR (DF80A E01)	1-E-11
43	FUEL INJECTOR (DF80A E40)	1-E-12
44	FUEL INJECTOR (DF90A E01)	1-E-13
45	FUEL INJECTOR (DF90A E40)	1-E-14
46	FUEL INJECTOR (DF90ATH E01)	1-E-15
47	FUEL INJECTOR (DF90ATH E40)	1-F-02
48	FUEL PUMP	1-F-03
49	WATER PUMP (DF70A E01)	1-F-04
50	WATER PUMP (DF70A E40)	1-F-05
51	WATER PUMP (DF70ATH E01)	1-F-06
52	WATER PUMP (DF70ATH E40)	1-F-07
53	WATER PUMP (DF80A E01)	1-F-08
54	WATER PUMP (DF80A E40)	1-F-09
55	WATER PUMP (DF90A E01)	1-F-10
56	WATER PUMP (DF90A E40)	1-F-11
57	WATER PUMP (DF90ATH E01)	1-F-12

FIG. NO.	T I T L E	ADDRESS NO.
58	WATER PUMP (DF90ATH E40)	1-F-13
59	THERMOSTAT	1-F-14
60	THROTTLE BODY (DF70A E01)	1-F-15
61	THROTTLE BODY (DF70A E40)	1-G-02
62	THROTTLE BODY (DF70ATH E01)	1-G-03
63	THROTTLE BODY (DF70ATH E40)	1-G-04
64	THROTTLE BODY (DF80A E01)	1-G-05
65	THROTTLE BODY (DF80A E40)	1-G-06
66	THROTTLE BODY (DF90A E01)	1-G-07
67	THROTTLE BODY (DF90A E40)	1-G-08
68	THROTTLE BODY (DF90ATH E01)	1-G-09
69	THROTTLE BODY (DF90ATH E40)	1-G-10
70	OIL PUMP	1-G-11
71	OIL PAN	1-G-12
72	CLUTCH SHAFT	1-G-13
73	CLUTCH ROD	1-G-14
74	TRANSMISSION	1-G-15
75	STARTING MOTOR	1-H-02
		1-H-03
		1-H-04
76	MAGNETO	1-H-05
77	RECTIFIER / IGNITION COIL	1-H-06
78	SENSOR	1-H-07
79	HARNESS (DF70A E01)	1-H-08
		1-H-09
80	HARNESS (DF70A E40)	1-H-10
		1-H-11
81	HARNESS (DF70ATH E01)	1-H-12
		1-H-13
82	HARNESS (DF70ATH E40)	1-H-14
		1-H-15
83	HARNESS (DF80A E01)	1-I-02
		1-I-03
84	HARNESS (DF80A E40)	1-I-04
		1-I-05
85	HARNESS (DF90A E01)	1-I-06
		1-I-07
86	HARNESS (DF90A E40)	1-I-08
		1-I-09
87	HARNESS (DF90ATH E01)	1-I-10
		1-I-11
88	HARNESS (DF90ATH E40)	1-I-12
		1-I-13
89	PTT SWITCH / ENGINE CONTROL UNIT (DF70A E01)	1-I-14
90	PTT SWITCH / ENGINE CONTROL UNIT (DF70A E40)	1-I-15
91	PTT SWITCH / ENGINE CONTROL UNIT (DF70ATH E01)	1-J-02
92	PTT SWITCH / ENGINE CONTROL UNIT (DF70ATH E40)	1-J-03
93	PTT SWITCH / ENGINE CONTROL UNIT (DF80A E01)	1-J-04
94	PTT SWITCH / ENGINE CONTROL UNIT (DF80A E40)	1-J-05
95	PTT SWITCH / ENGINE CONTROL UNIT (DF90A E01)	1-J-06
96	PTT SWITCH / ENGINE CONTROL UNIT (DF90A E40)	1-J-07
97	PTT SWITCH / ENGINE CONTROL UNIT (DF90ATH E01)	1-J-08
98	PTT SWITCH / ENGINE CONTROL UNIT (DF90ATH E40)	1-J-09
99	CLAMP BRACKET	1-J-10
100	SWIVEL BRACKET (DF70A E01)	1-J-11
101	SWIVEL BRACKET (DF70A E40)	1-J-12
102	SWIVEL BRACKET (DF70ATH E01)	1-J-13
103	SWIVEL BRACKET (DF70ATH E40)	1-J-14
104	SWIVEL BRACKET (DF80A E01)	1-J-15
105	SWIVEL BRACKET (DF80A E40)	1-K-02
106	SWIVEL BRACKET (DF90A E01)	1-K-03
107	SWIVEL BRACKET (DF90A E40)	1-K-04
108	SWIVEL BRACKET (DF90ATH E01)	1-K-05
109	SWIVEL BRACKET (DF90ATH E40)	1-K-06
110	TRIM CYLINDER	1-K-07
111	PTT MOTOR	1-K-08
112	ENGINE HOLDER	1-K-09

FIG. NO.	T I T L E	ADDRESS NO.
113	DRIVE SHAFT HOUSING	1-K-10
114	GEAR CASE	1-K-11
		1-K-12
115	SIDE COVER	1-K-13
		1-K-14
		1-K-15
116	ENGINE COVER (DF70A E01)	1-L-02
117	ENGINE COVER (DF70A E40)	1-L-03
118	ENGINE COVER (DF70ATH E01)	1-L-04
119	ENGINE COVER (DF70ATH E40)	1-L-05
120	ENGINE COVER (DF80A E01)	1-L-06
121	ENGINE COVER (DF80A E40)	1-L-07
122	ENGINE COVER (DF90A E01)	1-L-08
123	ENGINE COVER (DF90A E40)	1-L-09
124	ENGINE COVER (DF90ATH E01)	1-L-10
125	ENGINE COVER (DF90ATH E40)	1-L-11
126	TILLER HANDLE (DF70ATH E01)	1-L-12
		1-L-13
		1-L-14
127	TILLER HANDLE (DF70ATH E40)	1-L-15
		2-B-02
		2-B-03
128	TILLER HANDLE (DF90ATH E01)	2-B-04
		2-B-05
		2-B-06
129	TILLER HANDLE (DF90ATH E40)	2-B-07
		2-B-08
		2-B-09
		2-B-10
130	FUEL TANK (PLASTIC)	
131	DRAG LINK (DF70A E01)	2-B-11
132	DRAG LINK (DF70A E40)	2-B-12
133	DRAG LINK (DF70ATH E01)	2-B-13
134	DRAG LINK (DF70ATH E40)	2-B-14
135	DRAG LINK (DF80A E01)	2-B-15
136	DRAG LINK (DF80A E40)	2-C-02
137	DRAG LINK (DF90A E01)	2-C-03
138	DRAG LINK (DF90A E40)	2-C-04
139	DRAG LINK (DF90ATH E01)	2-C-05
140	DRAG LINK (DF90ATH E40)	2-C-06
141	METER (DF70A E01)	2-C-07
142	METER (DF70A E40)	2-C-08
143	METER (DF80A E01)	2-C-09
144	METER (DF80A E40)	2-C-10
145	METER (DF90A E01)	2-C-11
146	METER (DF90A E40)	2-C-12
147	OPT:METER (1)	2-C-13
		2-C-14
148	OPT:METER (2) (DF70A E01)	2-C-15
149	OPT:METER (2) (DF70A E40)	2-D-02
150	OPT:METER (2) (DF70ATH E01)	2-D-03
151	OPT:METER (2) (DF70ATH E40)	2-D-04
152	OPT:METER (2) (DF80A E01)	2-D-05
153	OPT:METER (2) (DF80A E40)	2-D-06
154	OPT:METER (2) (DF90A E01)	2-D-07
155	OPT:METER (2) (DF90A E40)	2-D-08
156	OPT:METER (2) (DF90ATH E01)	2-D-09
157	OPT:METER (2) (DF90ATH E40)	2-D-10
158	OPT:WATER PRESSURE GAUGE SUB KIT (DF70A E01)	2-D-11
159	OPT:WATER PRESSURE GAUGE SUB KIT (DF70A E40)	2-D-12
160	OPT:WATER PRESSURE GAUGE SUB KIT (DF70ATH E01)	2-D-13
161	OPT:WATER PRESSURE GAUGE SUB KIT (DF70ATH E40)	2-D-14
162	OPT:WATER PRESSURE GAUGE SUB KIT (DF80A E01)	2-D-15
163	OPT:WATER PRESSURE GAUGE SUB KIT (DF80A E40)	2-E-02
164	OPT:WATER PRESSURE GAUGE SUB KIT (DF90A E01)	2-E-03
165	OPT:WATER PRESSURE GAUGE SUB KIT (DF90A E40)	2-E-04
166	OPT:WATER PRESSURE GAUGE SUB KIT (DF90ATH E01)	2-E-05
167	OPT:WATER PRESSURE GAUGE SUB KIT (DF90ATH E40)	2-E-06

FIG. NO.	T I T L E	ADDRESS NO.
168	OPT:REMOTE CONTROL	2-E-07
169	OPT:HARNESS (DF70A E01)	2-E-08
170	OPT:HARNESS (DF70A E40)	2-E-09
		2-E-10
171	OPT:HARNESS (DF70ATH E01)	2-E-11
172	OPT:HARNESS (DF70ATH E40)	2-E-12
173	OPT:HARNESS (DF80A E01)	2-E-13
174	OPT:HARNESS (DF80A E40)	2-E-14
175	OPT:HARNESS (DF90A E01)	2-E-15
176	OPT:HARNESS (DF90A E40)	2-F-02
177	OPT:HARNESS (DF90ATH E01)	2-F-03
178	OPT:HARNESS (DF90ATH E40)	2-F-04
179	OPT:SWITCH (DF70A E01)	2-F-05
180	OPT:SWITCH (DF70A E40)	2-F-06
181	OPT:SWITCH (DF80A E01)	2-F-07
182	OPT:SWITCH (DF80A E40)	2-F-08
183	OPT:SWITCH (DF90A E01)	2-F-09
184	OPT:SWITCH (DF90A E40)	2-F-10
185	OPT:TILLER HANDLE (DF70A E01)	2-F-11
		2-F-12
		2-F-13
186	OPT:TILLER HANDLE (DF70A E40)	2-F-14
		2-F-15
187	OPT:TILLER HANDLE (DF80A E01)	2-G-02
		2-G-03
		2-G-04
		2-G-05
188	OPT:TILLER HANDLE (DF80A E40)	2-G-06
		2-G-07
		2-G-08
189	OPT:TILLER HANDLE (DF90A E01)	2-G-09
		2-G-10
		2-G-11
190	OPT:TILLER HANDLE (DF90A E40)	2-G-12
		2-G-13
		2-G-14
191	OPT:GASKET SET (DF70A E01)	2-G-15
192	OPT:GASKET SET (DF70A E40)	2-H-02
193	OPT:GASKET SET (DF70ATH E01)	2-H-03
194	OPT:GASKET SET (DF70ATH E40)	2-H-04
195	OPT:GASKET SET (DF80A E01)	2-H-05
196	OPT:GASKET SET (DF80A E40)	2-H-06
197	OPT:GASKET SET (DF90A E01)	2-H-07
198	OPT:GASKET SET (DF90A E40)	2-H-08
199	OPT:GASKET SET (DF90ATH E01)	2-H-09
200	OPT:GASKET SET (DF90ATH E40)	2-H-10
201	OPT:REMOTE CONTROL SPACER	2-H-11

FIG.1



DE APARAT 1276
ENTREAZVER

FIG.2



DE APARAT 1276
ENTREAZVER

FIG.3



DE APARAT 1276
ENTREAZVER

FIG.4



DE APARAT 1276
ENTREAZVER

FIG.5



DE APARAT 1276
ENTREAZVER

FIG.6



DE APARAT 1276
ENTREAZVER

FIG.7



DE APARAT 1276
ENTREAZVER

FIG.8



DE APARAT 1276
ENTREAZVER

FIG.9



DEPATENAL 12/04
TAVN-607

FIG.10




DEPATENAL 12/04
TAVN-607

FIG.11




DEPATENAL 12/04
TAVN-607

FIG.12



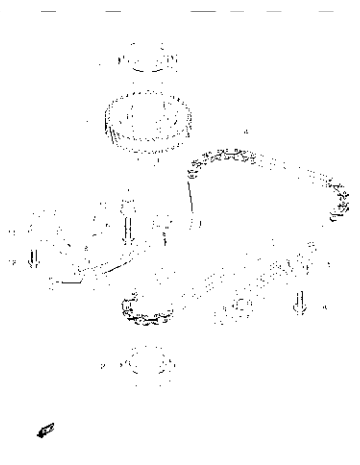
DEPATENAL 12/04
TAVN-607

FIG.13



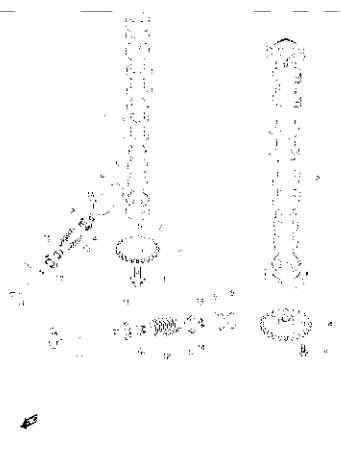
DEPATENAL 12/04
TAVN-607

FIG.14



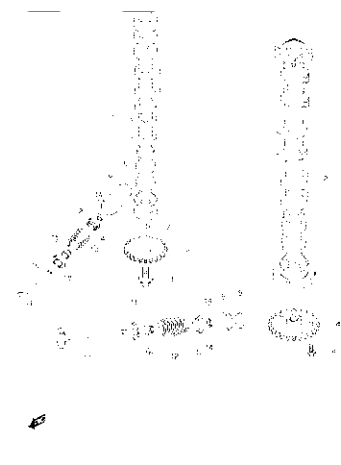
DEPATENAL 12/04
TAVN-607

FIG.15



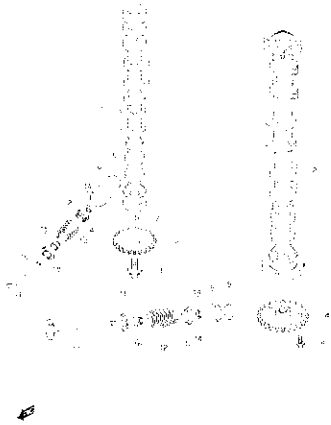
DEPATENAL 12/04
TAVN-607

FIG.16



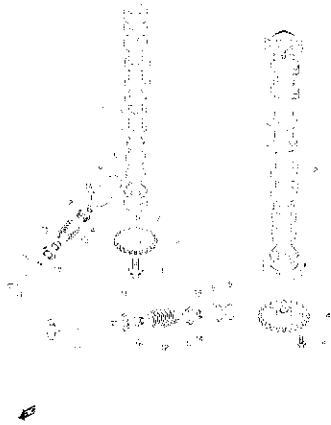
DEPATENAL 12/04
TAVN-607

FIG.17




DE APARATUL 12-49
Aparat

FIG.18




DE APARATUL 12-49
Aparat

FIG.19



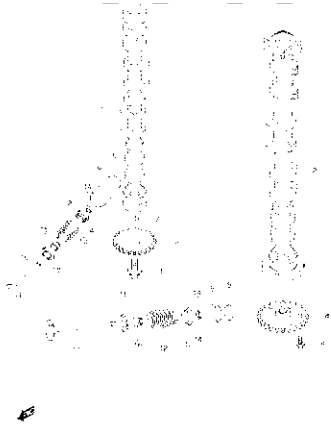
DE APARATUL 12-49
Aparat

FIG.20




DE APARATUL 12-49
Aparat

FIG.21



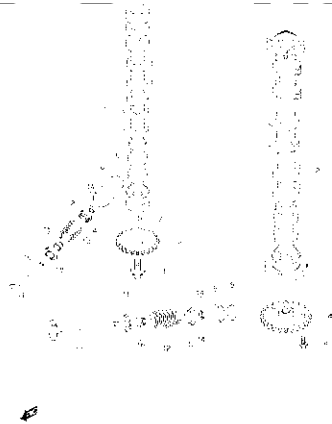
DE APARATUL 12-49
Aparat

FIG.22




DE APARATUL 12-49
Aparat

FIG.23



DE APARATUL 12-49
Aparat

FIG.24



DE APARATUL 12-49
Aparat

FIG.25



027 APKAWAT 112-46
 1122 VAPORU KE SIVARON

FIG.26




027 APKAWAT 112-46
 1122 VAPORU KE SIVARON

FIG.27



027 APKAWAT 112-47
 1122 VAPORU KE SIVARON

FIG.28




027 APKAWAT 112-48
 1122 VAPORU KE SIVARON

FIG.29




027 APKAWAT 112-49
 1122 VAPORU KE SIVARON

FIG.30




027 APKAWAT 112-50
 1122 VAPORU KE SIVARON

FIG.31



027 APKAWAT 112-51
 1122 VAPORU KE SIVARON

FIG.32



027 APKAWAT 112-52
 1122 VAPORU KE SIVARON

FIG.33




FIG.34




FIG.35




FIG.36




FIG.37




FIG.38



FIG.39



FIG.40



FIG.41



DEBARWATI TO 14
7/2/2004

FIG.42



DEBARWATI TO 14
7/2/2004

FIG.43



DEBARWATI TO 14
7/2/2004

FIG.44




DEBARWATI TO 14
7/2/2004

FIG.45



DEBARWATI TO 14
7/2/2004

FIG.46



DEBARWATI TO 14
7/2/2004

FIG.47



DEBARWATI TO 14
7/2/2004

FIG.48



DEBARWATI TO 14
7/2/2004

FIG.49



02 APAKAT 1216
WELEP VP

FIG.50



02 APAKAT 1216
WELEP VP

FIG.51



02 APAKAT 1216
WELEP VP

FIG.52



02 APAKAT 1216
WELEP VP

FIG.53



02 APAKAT 1216
WELEP VP

FIG.54



02 APAKAT 1216
WELEP VP

FIG.55



02 APAKAT 1216
WELEP VP

FIG.56



02 APAKAT 1216
WELEP VP

FIG.57



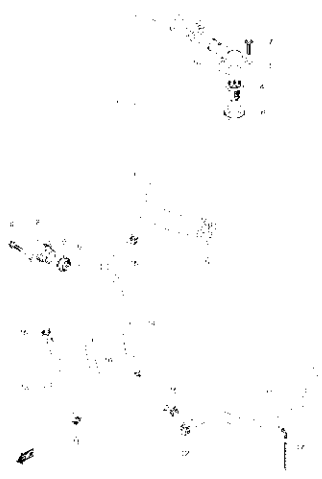
02/APAKAT 1-274
WEERF OP

FIG.58



02/APAKAT 1-274
WEERF OP

FIG.59



02/APAKAT 1-274
INVOERK

FIG.60



02/APAKAT 1-274
THROTTLE BODY

FIG.61



02/APAKAT 1-274
THROTTLE BODY

FIG.62



02/APAKAT 1-274
THROTTLE BODY

FIG.63



02/APAKAT 1-274
THROTTLE BODY

FIG.64




02/APAKAT 1-274
THROTTLE BODY

FIG.65




02 APARAT 1 206
THROTTLE BODY

FIG.66



02 APARAT 1 206
THROTTLE BODY

FIG.67



02 APARAT 1 206
THROTTLE BODY

FIG.68



02 APARAT 1 206
THROTTLE BODY

FIG.69



02 APARAT 1 206
THROTTLE BODY

FIG.70



02 APARAT 1 206
THROTTLE BODY

FIG.71



02 APARAT 1 206
THROTTLE BODY

FIG.72




02 APARAT 1 206
THROTTLE BODY

FIG.73




DE ARKAT 12-04
L-20-002

FIG.74



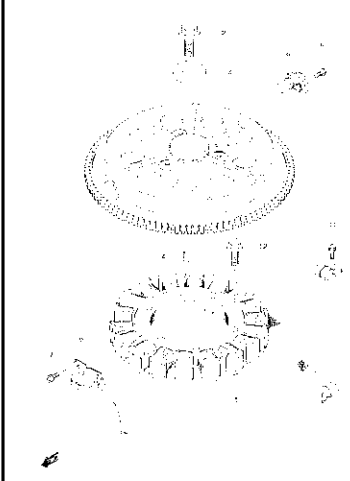
DE ARKAT 12-04
19-00-001

FIG.75



DE ARKAT 12-04
PART 100-001

FIG.76




DE ARKAT 12-04
VAIN-1

FIG.77




DE ARKAT 12-04
40-01-01-002

FIG.78




DE ARKAT 12-04
SUN-0

FIG.79



DE ARKAT 12-04
10-01-001

FIG.80



DE ARKAT 12-04
10-01-001

FIG.81




DATA AVAILABLE 12/06/18 10:51:52

FIG.82




DATA AVAILABLE 12/06/18 10:51:52

FIG.83



DATA AVAILABLE 12/06/18 10:51:52

FIG.84



DATA AVAILABLE 12/06/18 10:51:52

FIG.85




DATA AVAILABLE 12/06/18 10:51:52

FIG.86




DATA AVAILABLE 12/06/18 10:51:52

FIG.87




DATA AVAILABLE 12/06/18 10:51:52

FIG.88



DATA AVAILABLE 12/06/18 10:51:52

FIG.89




02APAKA01110-04
P12W (ORANGE) 02NTE (L) 02

FIG.90




02APAKA01110-04
P12W (ORANGE) 02NTE (L) 02

FIG.91




02APAKA01110-04
P12W (ORANGE) 02NTE (L) 02

FIG.92




02APAKA01110-04
P12W (ORANGE) 02NTE (L) 02

FIG.93




02APAKA01110-04
P12W (ORANGE) 02NTE (L) 02

FIG.94




02APAKA01110-04
P12W (ORANGE) 02NTE (L) 02

FIG.95




02APAKA01110-04
P12W (ORANGE) 02NTE (L) 02

FIG.96




02APAKA01110-04
P12W (ORANGE) 02NTE (L) 02

FIG.97



222 APARAT 110-07
SOW, BAWOK

FIG.98



222 APARAT 110-06
SOW, BAWOK

FIG.99



222 APARAT 110-09
SOW, BAWOK

FIG.100



222 APARAT 110-10
SOW, BAWOK

FIG.101



222 APARAT 110-11
SOW, BAWOK

FIG.102



222 APARAT 110-12
SOW, BAWOK

FIG.103



222 APARAT 110-13
SOW, BAWOK

FIG.104



222 APARAT 110-14
SOW, BAWOK

FIG.105



DEPATENANT 12 16
S.W.E. B.M.W.G.

FIG.106




DEPATENANT 12 16
S.W.E. B.M.W.G.

FIG.107



DEPATENANT 12 17
S.W.E. B.M.W.G.

FIG.108



DEPATENANT 12 16
S.W.E. B.M.W.G.

FIG.109



DEPATENANT 12 16
S.W.E. B.M.W.G.

FIG.110



DEPATENANT 12 16
TRUMPF, NÜR

FIG.111



DEPATENANT 12 17
D.F.M. DOR

FIG.112



DEPATENANT 12 19
ENTENHOLZER

FIG.113



FIG.114



FIG.115



FIG.116




FIG.117




FIG.118




FIG.119





FIG.120



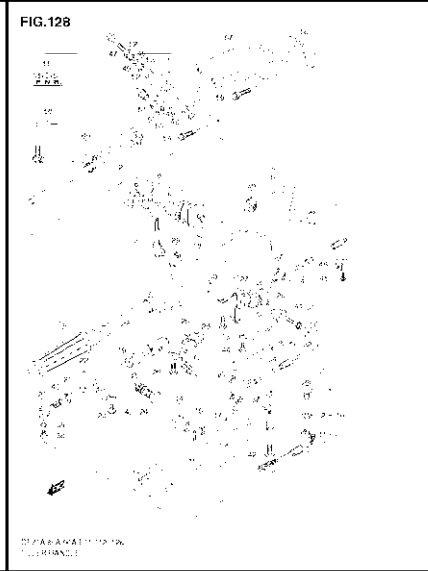
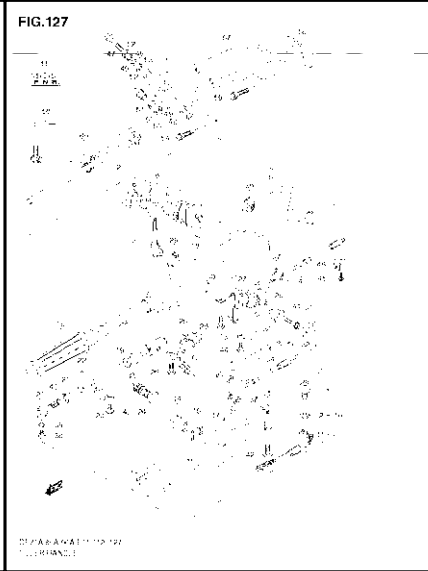
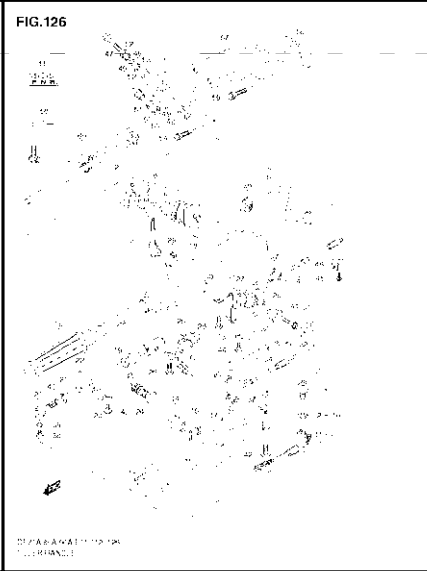

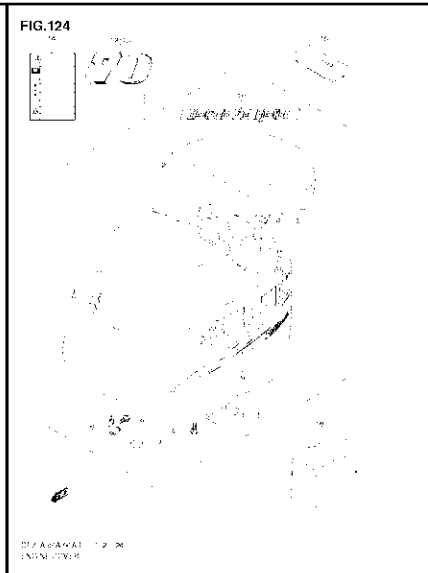





FIG.129




DEBARKAT 12.129
DRAE, N

FIG.130




DEBARKAT 12.130
DRAE, N

FIG.131



DEBARKAT 12.131
DRAE, N

FIG.132



DEBARKAT 12.132
DRAE, N

FIG.133




DEBARKAT 12.133
DRAE, N

FIG.134




DEBARKAT 12.134
DRAE, N

FIG.135




DEBARKAT 12.135
DRAE, N

FIG.136




DEBARKAT 12.136
DRAE, N

FIG.137




DEPATENAN 12/07
DRES. IX

FIG.138




DEPATENAN 12/06
DRES. IX

FIG.139




DEPATENAN 12/06
DRES. IX

FIG.140



DEPATENAN 12/06
DRES. IX

FIG.141




DEPATENAN 12/07
VETER

FIG.142




DEPATENAN 12/07
VETER

FIG.143



DEPATENAN 12/06
VETER

FIG.144



DEPATENAN 12/06
VETER

FIG.145




DEBARKAT 2. 46
WEEK

FIG.146



DEBARKAT 2. 46
WEEK

FIG.147



DEBARKAT 12. 142
TOP VIEW

FIG.148



DEBARKAT 12. 46
TOP VIEW

FIG.149



DEBARKAT 12. 146
TOP VIEW

FIG.150



DEBARKAT 12. 14
TOP VIEW

FIG.151



DEBARKAT 12. 14
TOP VIEW

FIG.152



DEBARKAT 12. 14
TOP VIEW

FIG.153



22 FABRIKAT 12 16
TOP VIEW 2

FIG.154



22 FABRIKAT 12 14
TOP VIEW 2

FIG.155



22 FABRIKAT 12 16
TOP VIEW 2

FIG.156




22 FABRIKAT 12 16
TOP VIEW 2

FIG.157




22 FABRIKAT 12 17
TOP VIEW 2

FIG.158




22 FABRIKAT 12 16
TOP VIEW PREN RE FALDER BK 1

FIG.159



22 FABRIKAT 12 16
TOP VIEW PREN RE FALDER BK 1

FIG.160




22 FABRIKAT 12 16
TOP VIEW PREN RE FALDER BK 1

FIG.161



02 APARKE111210
TOP (WATER PINE RE FALDER BK)

FIG.162



02 APARKE111210
TOP (WATER PINE RE FALDER BK)

FIG.163



02 APARKE111210
TOP (WATER PINE RE FALDER BK)

FIG.164



02 APARKE111210
TOP (WATER PINE RE FALDER BK)

FIG.165



02 APARKE111210
TOP (WATER PINE RE FALDER BK)

FIG.166



02 APARKE111210
TOP (WATER PINE RE FALDER BK)

FIG.167




02 APARKE111210
TOP (WATER PINE RE FALDER BK)

FIG.168




02 APARKE111210
TOP (WATER PINE RE FALDER BK)

FIG.169



22 APARAT 12. 6
TOP HAVAN

FIG.170



22 APARAT 12. 6
TOP HAVAN

FIG.171




22 APARAT 12. 7
TOP HAVAN

FIG.172




22 APARAT 12. 8
TOP HAVAN

FIG.173




22 APARAT 12. 6
TOP HAVAN

FIG.174




22 APARAT 12. 6
TOP HAVAN

FIG.175



22 APARAT 12. 6
TOP HAVAN

FIG.176



22 APARAT 12. 6
TOP HAVAN

FIG.177



DIABAKAT 1914
OF WINDS

FIG.178



DIABAKAT 1914
OF WINDS

FIG.179



DIABAKAT 1914
OF WINDS

FIG.180



DIABAKAT 1914
OF WINDS

FIG.181



DIABAKAT 1914
OF WINDS

FIG.182




DIABAKAT 1914
OF WINDS

FIG.183



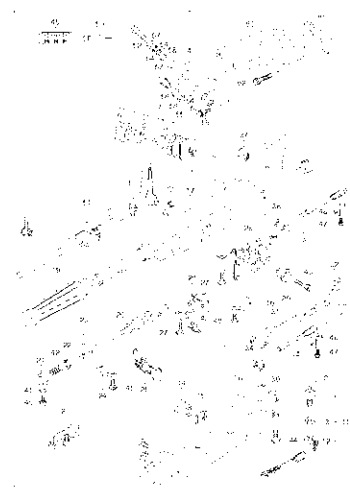
DIABAKAT 1914
OF WINDS

FIG.184




DIABAKAT 1914
OF WINDS

FIG.185



22 PARAKET 119 114
TOP VIEW

FIG.186




22 PARAKET 119 114
TOP VIEW

FIG.187



22 PARAKET 119 114
TOP VIEW

FIG.188



22 PARAKET 119 114
TOP VIEW

FIG.189



22 PARAKET 119 114
TOP VIEW

FIG.190



22 PARAKET 119 114
TOP VIEW

FIG.191




22 PARAKET 119 114
TOP VIEW

FIG.192



22 PARAKET 119 114
TOP VIEW

FIG.193




027 APARKAET119 TM
TOP (DANG) (SE)

FIG.194




027 APARKAET119 TM
TOP (DANG) (SE)

FIG.195



027 APARKAET119 TM
TOP (DANG) (SE)

FIG.196



027 APARKAET119 TM
TOP (DANG) (SE)

FIG.197




027 APARKAET119 TM
TOP (DANG) (SE)

FIG.198



027 APARKAET119 TM
TOP (DANG) (SE)

FIG.199



027 APARKAET119 TM
TOP (DANG) (SE)

FIG.200



027 APARKAET119 TM
TOP (DANG) (SE)

FIG.201



2018/04/11 11:10 AM
C:\REVIEWS\001\REV_001.dwg

FIG.1

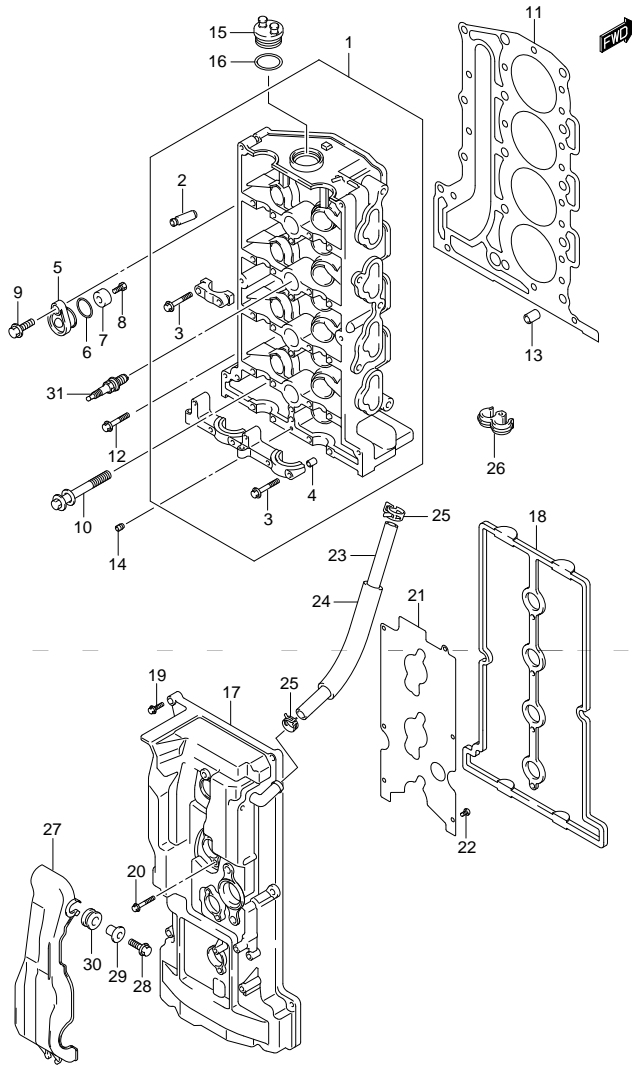


FIG.1 (1-B-2) CYLINDER HEAD

REF. NO.	PART NO.	DESCRIPTION	Q' TY	REMARKS
1	11100-87L01	HEAD ASSY, CYLINDER	1	
2	11115-73G01-001	·GUIDE, VALVE	16	
3	09103-06266	·BOLT (6X40)	22	
4	09206-08001	·PIN	18	
5	11261-93J00	COVER, PROTECTION ANODE	2	
6	09280-22019	O RING (D:1.9.ID:21.8)	2	
7	55321-87J00	ANODE, PROTECTION	2	
8	09103-06281	BOLT (6X14)	2	
9	01550-08207	BOLT	2	
10	11117-89J00	BOLT, CYLINDER HEAD	10	
11	11141-87L00	GASKET, CYLINDER HEAD	1	
12	01550-08407	BOLT	5	
13	04211-13189	PIN	2	
14	11112-84400	PLUG, OIL VENTURI	1	
15	11382-99E00	CAP, OIL FILLER	1	
16	09280-26006	O RING (D:3.1.ID:26.4)	1	
17	11170-87L10	COVER, CYLINDER HEAD	1	
18	11189-87L00	GASKET, CYLINDER HEAD COVER	1	
19	01547-06257	BOLT	8	
20	01547-06457	BOLT	4	
21	11173-87L00	PLATE, BREATHER	1	
22	02112-0612A	SCREW	6	
23	09355-11165-600	HOSE (11X16X600)	1	L:600->260
24	18498-95J00	PROTECTOR, BREATHER HOSE	1	
25	09401-15414	CLIP	2	
26	09408-00155	CLAMP	1	
27	11194-87L10	GUARD, FUEL HOSE	1	
28	01550-06207	BOLT	2	
29	09169-06062	WASHER	2	
30	09320-09016	CUSHION	2	
31	09482-00446	SPARK PLUG (NGK,DCPR6E)	4	

FIG.2

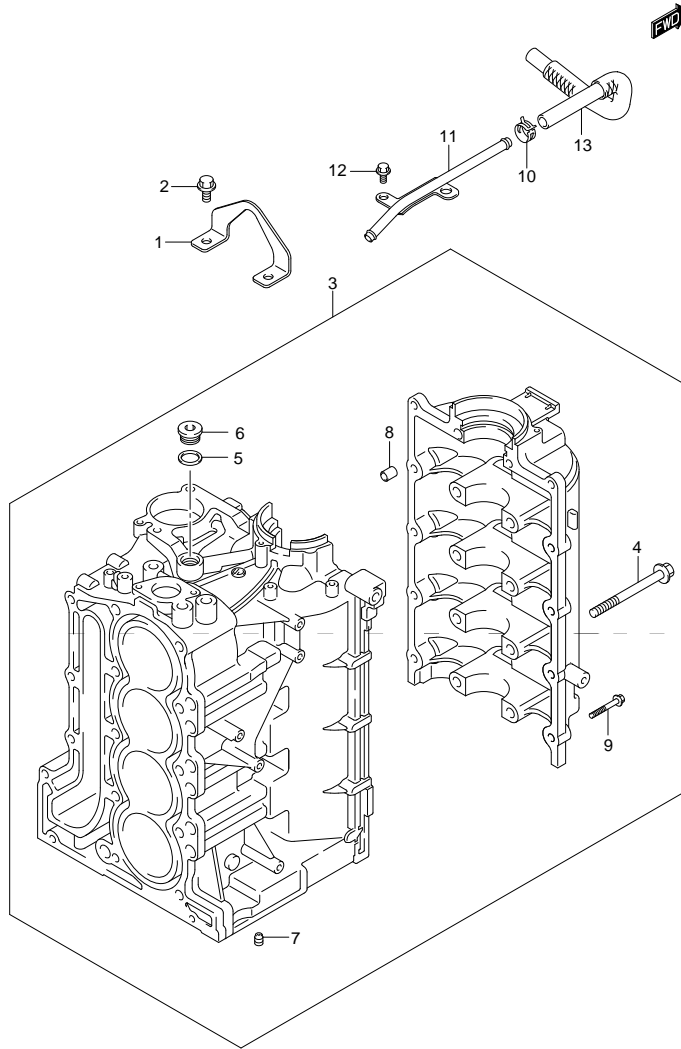
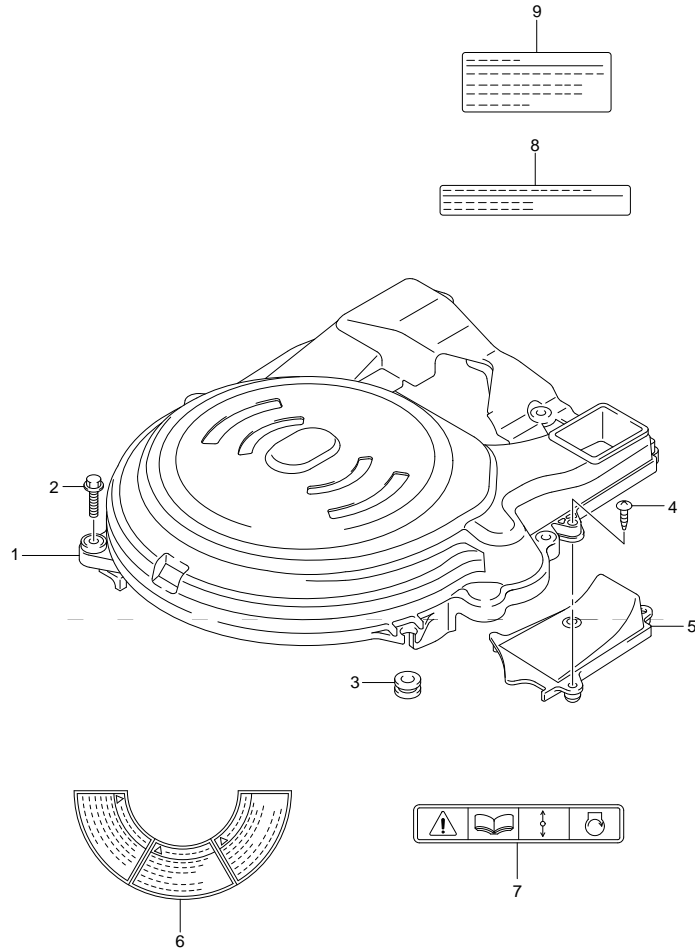


FIG. 2 (1-B-3) CYLINDER BLOCK

REF NO.	PART NO.	DESCRIPTION	Q'TY	REMARKS
1	11291-87L00	HOOK, ENGINE	1	
2	01550-08207	BOLT	2	
3	11300-87L00	BLOCK ASSY, CYLINDER	1	
4	11117-90J10	·BOLT, CRANKCASE	10	
5	11216-77E00	·GASKET, OIL GALLERY PLUG	3	
6	09248-18011	·PLUG	3	
7	11118-98J01	·PLUG, WATER	1	
8	09206-13019	·PIN	5	
9	01550-08407	·BOLT	10	
10	09401-15414	CLIP	1	
11	11223-87L00	PIPE, BREATHER	1	
12	01550-06127	BOLT	2	
13	11224-87L00	HOSE, BREATHER NO.2	1	

FIG.3

FIG.3 (1-B-4) RING GEAR COVER (DF70A E01)



REF NO.	PART NO.	DESCRIPTION	Q' TY	REMARKS
1	11510-87L02	COVER, RING GEAR	1	
2	01550-06307	BOLT	4	
3	09320-09016	CUSHION	1	
4	03542-06209	SCREW	2	
5	11514-87L00	PLATE, RING GEAR COVER	1	
6	61472-93E40	LABEL, MAG COVER	1	
7	69711-93E10	LABEL (S.I.G.P.)	1	
8	61493-96J00	LABEL, CLEARANCE	1	
9	61494-87L00	LABEL, OIL	1	

FIG.4

FIG.4 (1-B-5) RING GEAR COVER (DF70A E40)

REF NO.	PART NO.	DESCRIPTION	Q' TY	REMARKS
1	11510-87L02	COVER, RING GEAR	1	
2	01550-06307	BOLT	4	
3	09320-09016	CUSHION	1	
4	03542-06209	SCREW	2	
5	11514-87L00	PLATE, RING GEAR COVER	1	
6	61472-93E32	LABEL, MAG COVER	1	
7	69711-93E10	LABEL (S.I.G.P.)	1	
8	61493-96J00	LABEL, CLEARANCE	1	
9	61494-87L00	LABEL, OIL	1	

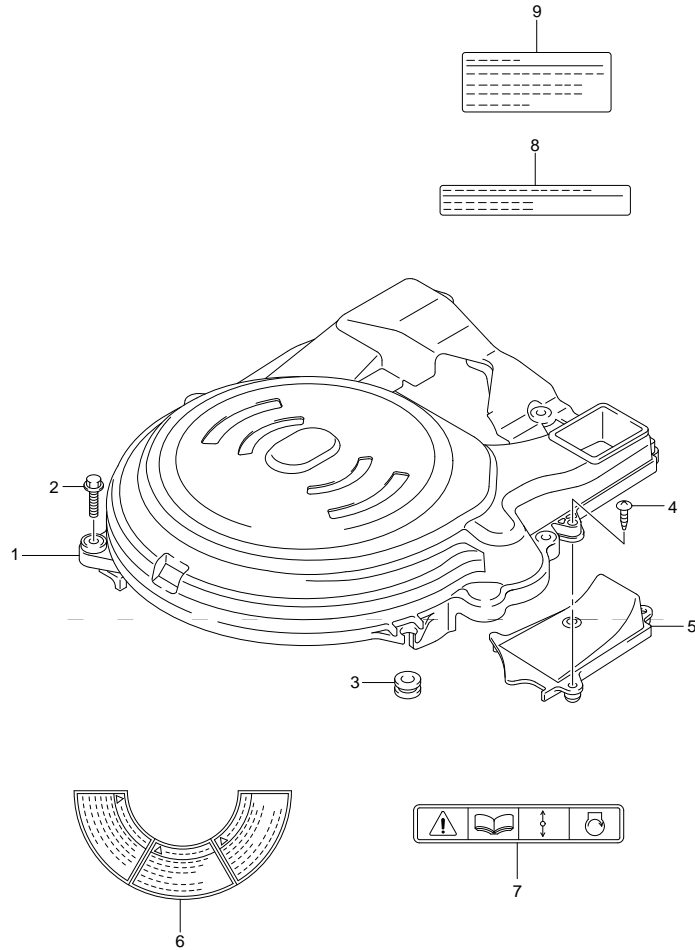
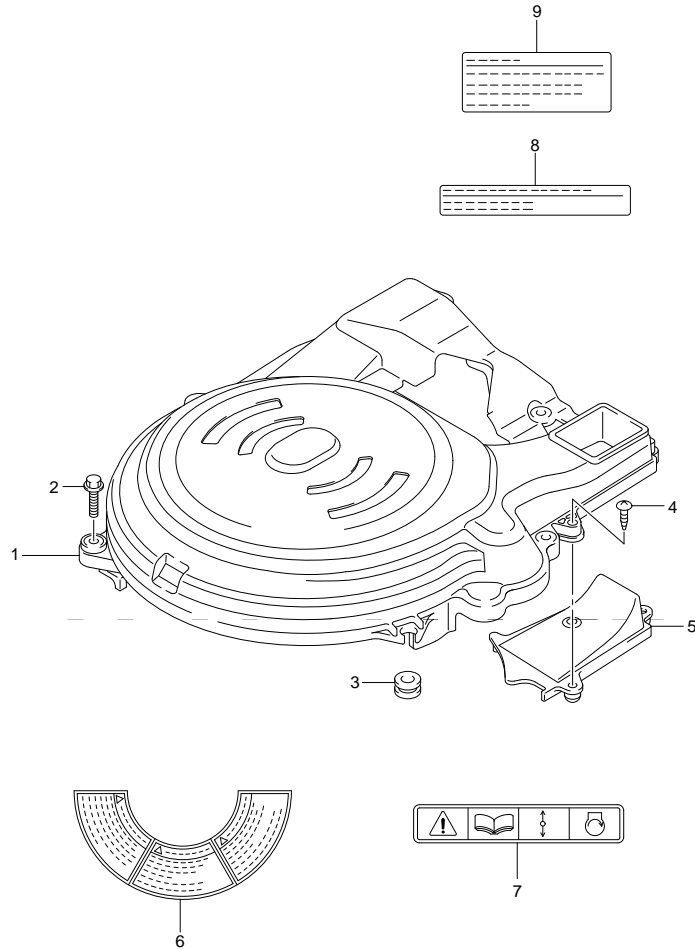


FIG.5

FIG. 5 (1-B-6) RING GEAR COVER (DF70ATH E01)



REF NO.	PART NO.	DESCRIPTION	Q' TY	REMARKS
1	11510-87L02	COVER, RING GEAR	1	
2	01550-06307	BOLT	4	
3	09320-09016	CUSHION	1	
4	03542-06209	SCREW	2	
5	11514-87L00	PLATE, RING GEAR COVER	1	
6	61472-93E40	LABEL, MAG COVER	1	
7	69711-93E10	LABEL (S.I.G.P.)	1	
8	61493-96J00	LABEL, CLEARANCE	1	
9	61494-87L00	LABEL, OIL	1	

FIG.6

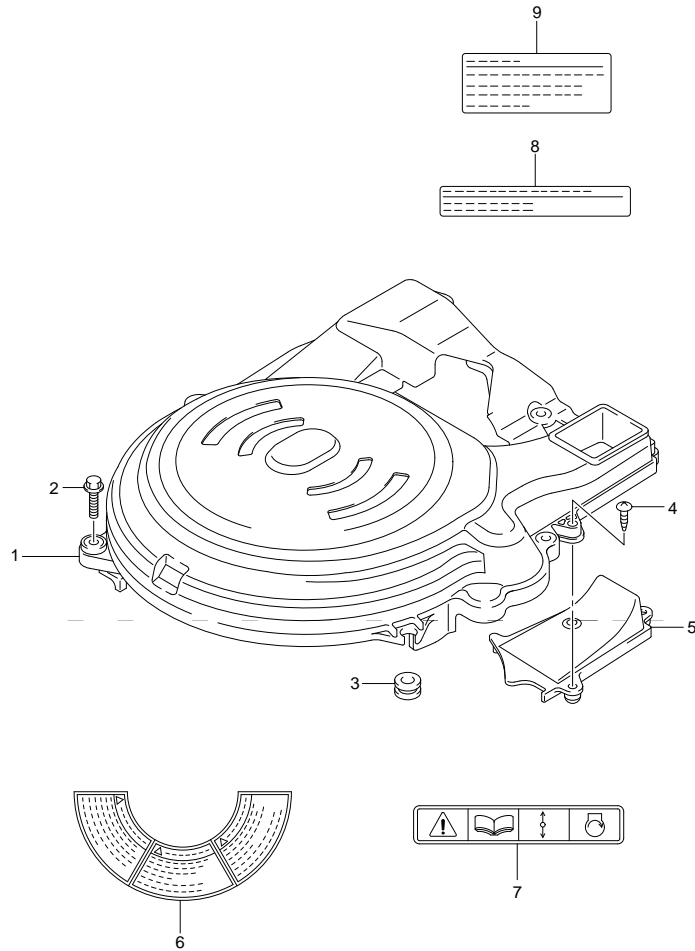


FIG.6 (1-B-7) RING GEAR COVER (DF70ATH E40)

REF NO.	PART NO.	DESCRIPTION	Q' TY	REMARKS
1	11510-87L02	COVER, RING GEAR	1	
2	01550-06307	BOLT	4	
3	09320-09016	CUSHION	1	
4	03542-06209	SCREW	2	
5	11514-87L00	PLATE, RING GEAR COVER	1	
6	61472-93E32	LABEL, MAG COVER	1	
7	69711-93E10	LABEL (S.I.G.P.)	1	
8	61493-96J00	LABEL, CLEARANCE	1	
9	61494-87L00	LABEL, OIL	1	

FIG.7

FIG.7 (1-B-8) RING GEAR COVER (DF80A E01)

REF NO.	PART NO.	DESCRIPTION	Q' TY	REMARKS
1	11510-87L02	COVER, RING GEAR	1	
2	01550-06307	BOLT	4	
3	09320-09016	CUSHION	1	
4	03542-06209	SCREW	2	
5	11514-87L00	PLATE, RING GEAR COVER	1	
6	61472-93E40	LABEL, MAG COVER	1	
7	69711-93E10	LABEL (S.I.G.P.)	1	
8	61493-96J00	LABEL, CLEARANCE	1	
9	61494-87L00	LABEL, OIL	1	

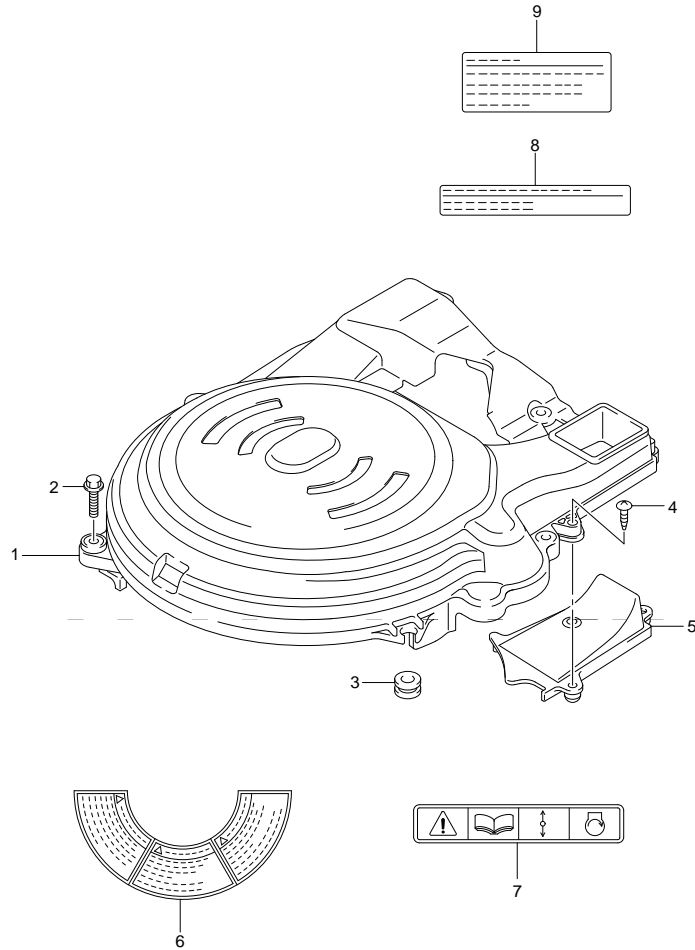


FIG.8

FIG. 8 (1-B-9) RING GEAR COVER (DF80A E40)

REF NO.	PART NO.	DESCRIPTION	Q' TY	REMARKS
1	11510-87L02	COVER, RING GEAR	1	
2	01550-06307	BOLT	4	
3	09320-09016	CUSHION	1	
4	03542-06209	SCREW	2	
5	11514-87L00	PLATE, RING GEAR COVER	1	
6	61472-93E32	LABEL, MAG COVER	1	
7	69711-93E10	LABEL (S.I.G.P.)	1	
8	61493-96J00	LABEL, CLEARANCE	1	
9	61494-87L00	LABEL, OIL	1	

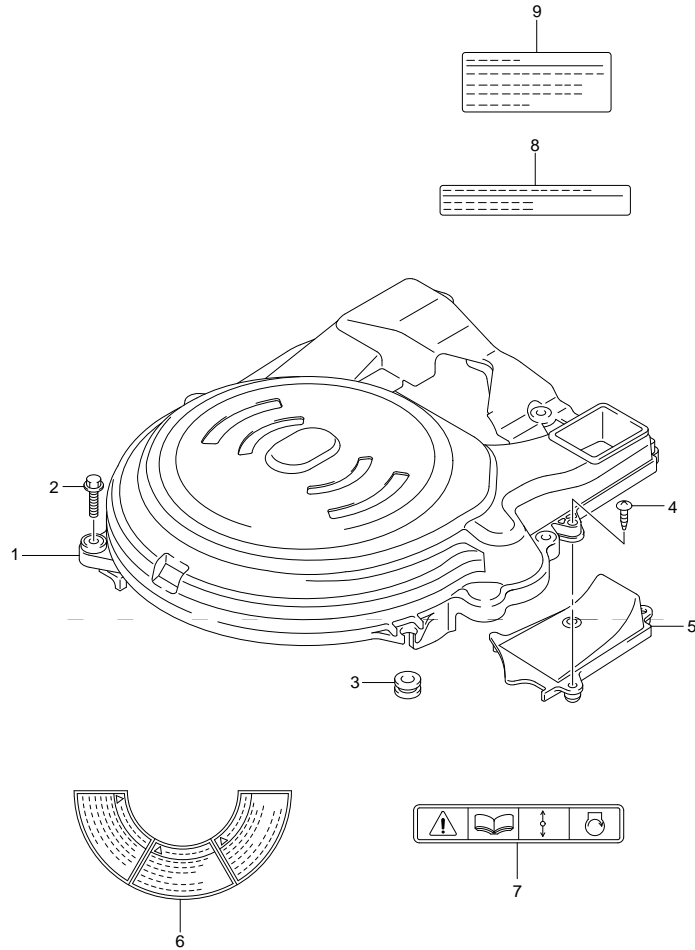


FIG.9

FIG.9 (1-B-10) RING GEAR COVER (DF90A E01)

REF NO.	PART NO.	DESCRIPTION	Q' TY	REMARKS
1	11510-87L02	COVER, RING GEAR	1	
2	01550-06307	BOLT	4	
3	09320-09016	CUSHION	1	
4	03542-06209	SCREW	2	
5	11514-87L00	PLATE, RING GEAR COVER	1	
6	61472-93E40	LABEL, MAG COVER	1	
7	69711-93E10	LABEL (S.I.G.P.)	1	
8	61493-96J00	LABEL, CLEARANCE	1	
9	61494-87L00	LABEL, OIL	1	

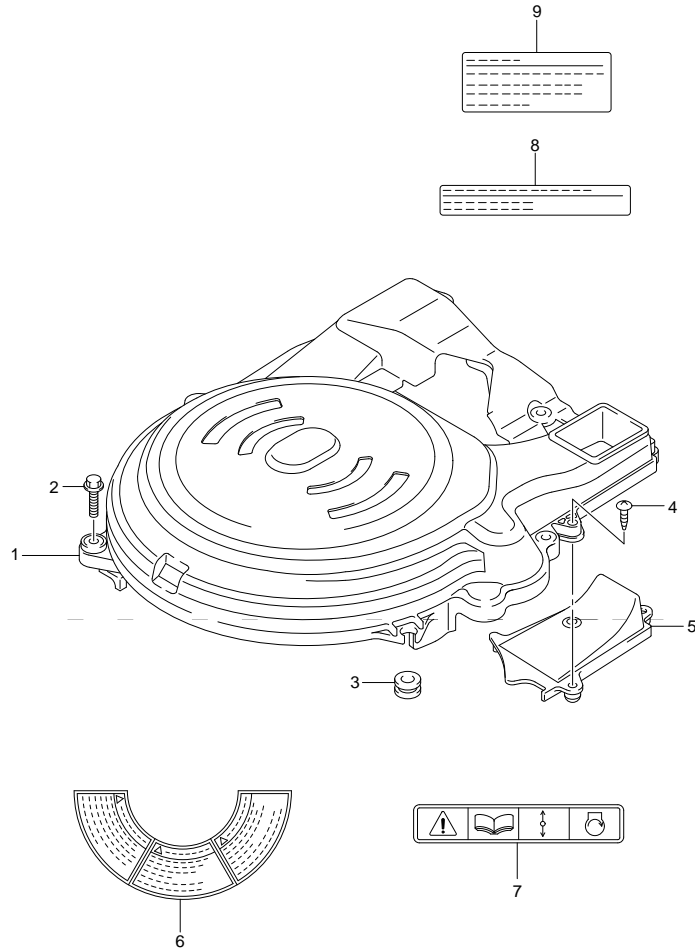
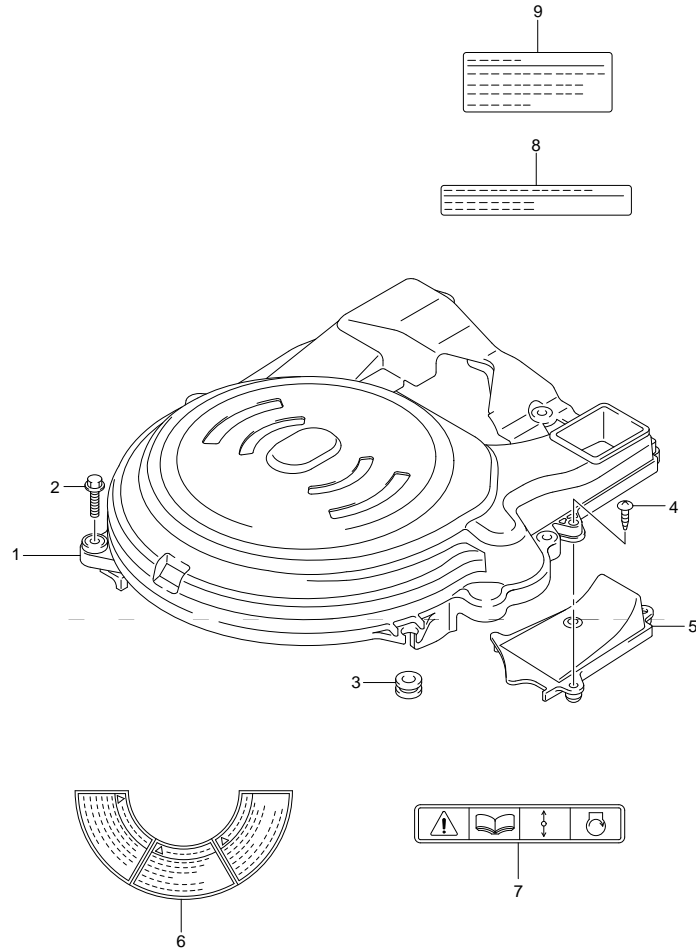


FIG.10

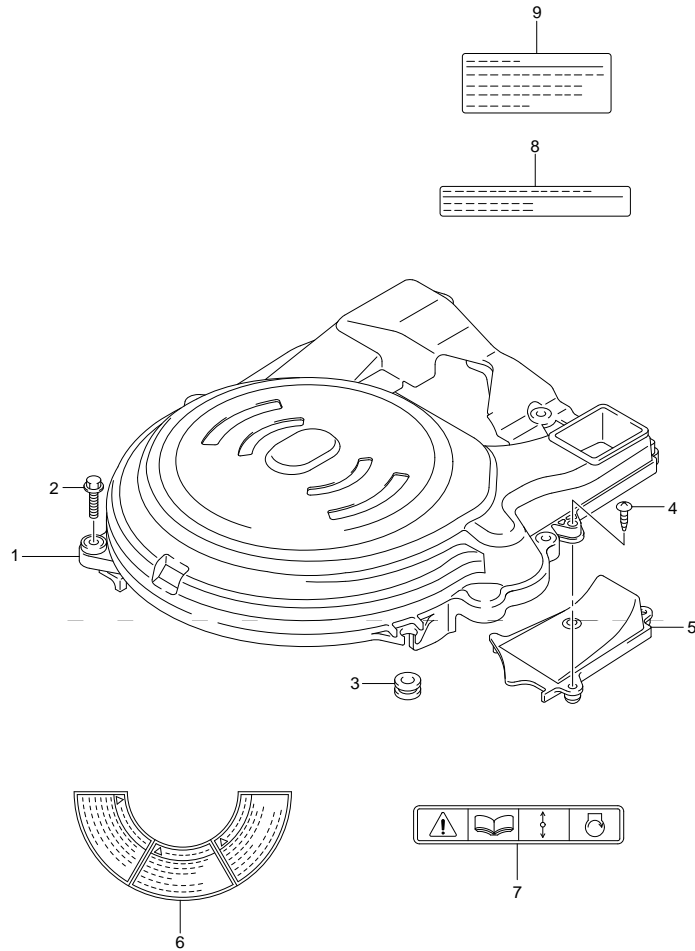
FIG.10 (1-B-11) RING GEAR COVER (DF90A E40)



REF NO.	PART NO.	DESCRIPTION	Q' TY	REMARKS
1	11510-87L02	COVER, RING GEAR	1	
2	01550-06307	BOLT	4	
3	09320-09016	CUSHION	1	
4	03542-06209	SCREW	2	
5	11514-87L00	PLATE, RING GEAR COVER	1	
6	61472-93E32	LABEL, MAG COVER	1	
7	69711-93E10	LABEL (S.I.G.P.)	1	
8	61493-96J00	LABEL, CLEARANCE	1	
9	61494-87L00	LABEL, OIL	1	

FIG.11

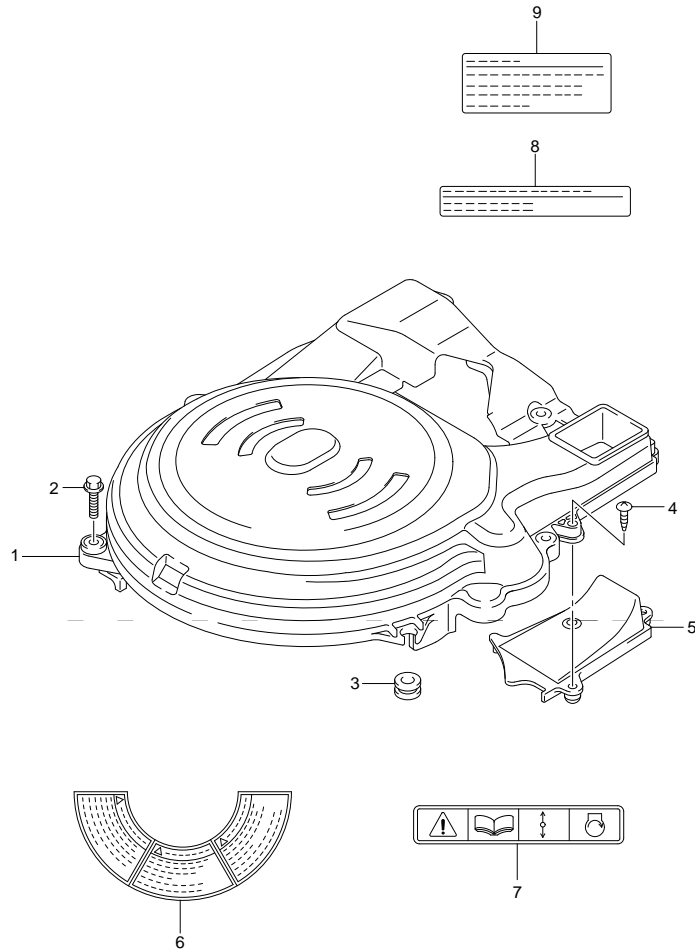
FIG.11 (1-B-12) RING GEAR COVER (DF90ATH E01)



REF NO.	PART NO.	DESCRIPTION	QTY	REMARKS
1	11510-87L02	COVER, RING GEAR	1	
2	01550-06307	BOLT	4	
3	09320-09016	CUSHION	1	
4	03542-06209	SCREW	2	
5	11514-87L00	PLATE, RING GEAR COVER	1	
6	61472-93E40	LABEL, MAG COVER	1	
7	69711-93E10	LABEL (S.I.G.P.)	1	
8	61493-96J00	LABEL, CLEARANCE	1	
9	61494-87L00	LABEL, OIL	1	

FIG.12

FIG.12 (1-B-13) RING GEAR COVER (DF90ATH E40)



REF NO.	PART NO.	DESCRIPTION	QTY	REMARKS
1	11510-87L02	COVER, RING GEAR	1	
2	01550-06307	BOLT	4	
3	09320-09016	CUSHION	1	
4	03542-06209	SCREW	2	
5	11514-87L00	PLATE, RING GEAR COVER	1	
6	61472-93E32	LABEL, MAG COVER	1	
7	69711-93E10	LABEL (S.I.G.P.)	1	
8	61493-96J00	LABEL, CLEARANCE	1	
9	61494-87L00	LABEL, OIL	1	

FIG.13

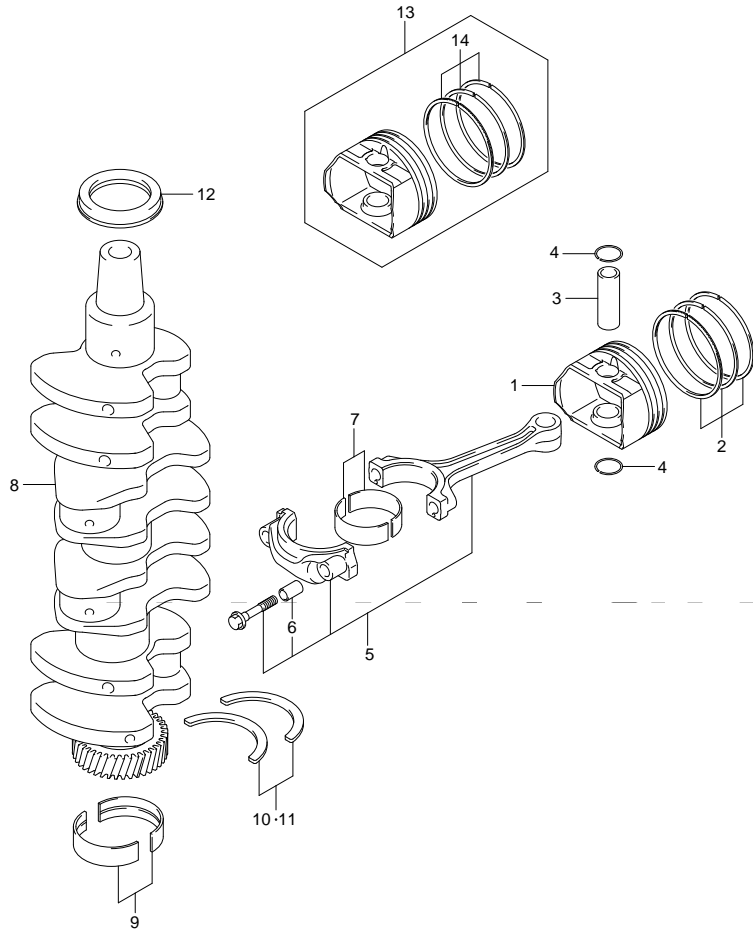


FIG.13 (1-B-14) CRANKSHAFT

REF NO.	PART NO.	DESCRIPTION	Q'TY	REMARKS
1	12111-87L00	PISTON	4	
2	12140-87L00	RING SET, PISTON	4	
3	12151-54A50	PIN, PISTON	4	
4	09381-18002	CIRCLIP	8	
5	12160-87L00	CONNROD ASSY	4	
6	04221-04089	·PIN	8	
7-1	12100-69830-0A0	BEARING SET, CONNROD	4	GREEN
7-2	12100-69830-0B0	BEARING SET, CONNROD	4	BLACK
7-3	12100-69830-0C0	BEARING SET, CONNROD	4	NON
7-4	12100-69830-0D0	BEARING SET, CONNROD	4	YELLOW
7-5	12100-69830-0E0	BEARING SET, CONNROD	4	BLUE
7-6	12100-69830-025	BEARING SET, CONNROD (US:0.25)	4	OPT
8	12220-87L00	CRANKSHAFT	1	
9-1	12340-57K02-0C0	BEARING SET, CRANKSHAFT	5	GREEN
9-2	12340-57K02-0D0	BEARING SET, CRANKSHAFT	5	BLACK
9-3	12340-57K02-0E0	BEARING SET, CRANKSHAFT	5	NON
9-4	12340-57K02-0A0	BEARING SET, CRANKSHAFT	5	PURPLE
9-5	12340-57K02-0B0	BEARING SET, CRANKSHAFT	5	BROWN
9-6	12300-57820-0AA	BEARING SET, CRANKSHAFT (RED/GREEN) (US:0.25)	5	OPT
9-7	12300-57820-0BA	BEARING SET, CRANKSHAFT (RED/BLACK) (US:0.25)	5	OPT
9-8	12300-57820-0CA	BEARING SET, CRANKSHAFT (RED) (US:0.25)	5	OPT
9-9	12300-57820-0DA	BEARING SET, CRANKSHAFT (GREEN) (US:0.25)	5	OPT
9-10	12300-57820-0EA	BEARING SET, CRANKSHAFT (WHITE) (US:0.25)	5	OPT
10	12300-78890	BEARING SET, CRANK THRUST	1	
11	12300-78890-012	BEARING SET, CRANK THRUST (OS:0.12)	2	OPT
12	09283-52004	OIL SEAL (52X70X10)	1	
13	12100-87L00-050	PISTON SET (OS:0.50)	4	OPT
14	12140-87L00-050	·RING SET, PISTON (OS:0.50)	4	OPT

FIG.14

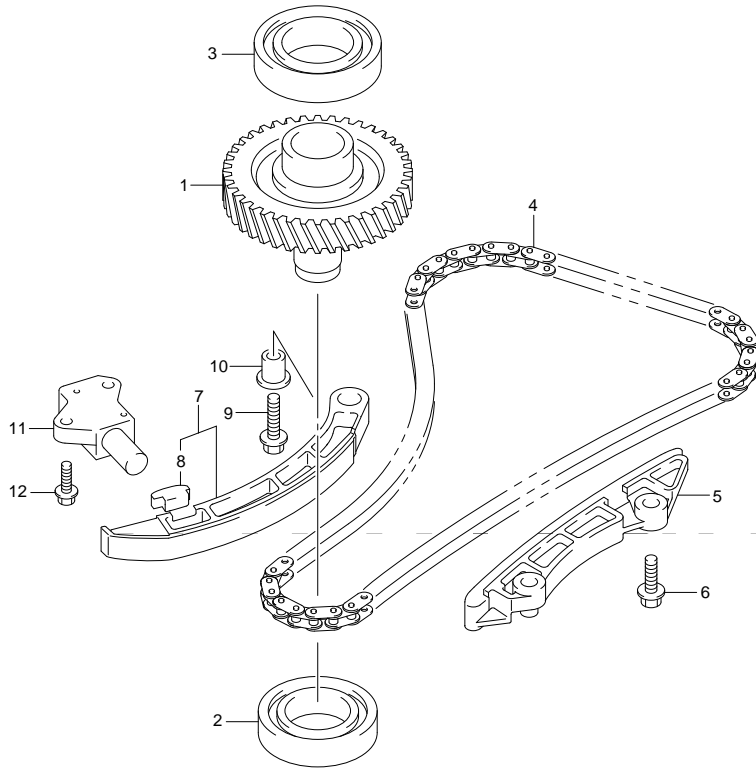


FIG. 14 (1-B-15) TIMING CHAIN

REF NO.	PART NO.	DESCRIPTION	QTY	REMARKS
1	12730-87L00	GEAR, DRIVEN	1	
2	09262-32008	BEARING (32X58X13)	1	
3	09262-35070	BEARING (35X62X14)	1	
4	12761-87L00	CHAIN, TIMING	1	
5	12771-87L00	GUIDE, TIMING CHAIN	1	
6	01550-0825A	BOLT	2	
7	12810-87L00	TENSIONER ASSY, TIMING CHAIN	1	
8	12813-73G00	PAD, TIMING CHAIN TENSIONER	1	
9	01550-0835A	BOLT	1	
10	12812-90J00	SPACER, TIMING CHAIN TENSIONER	1	
11	12831-93J01	ADJUSTER ASSY, TENSIONER	1	
12	01550-0620A	BOLT	2	



FIG.15

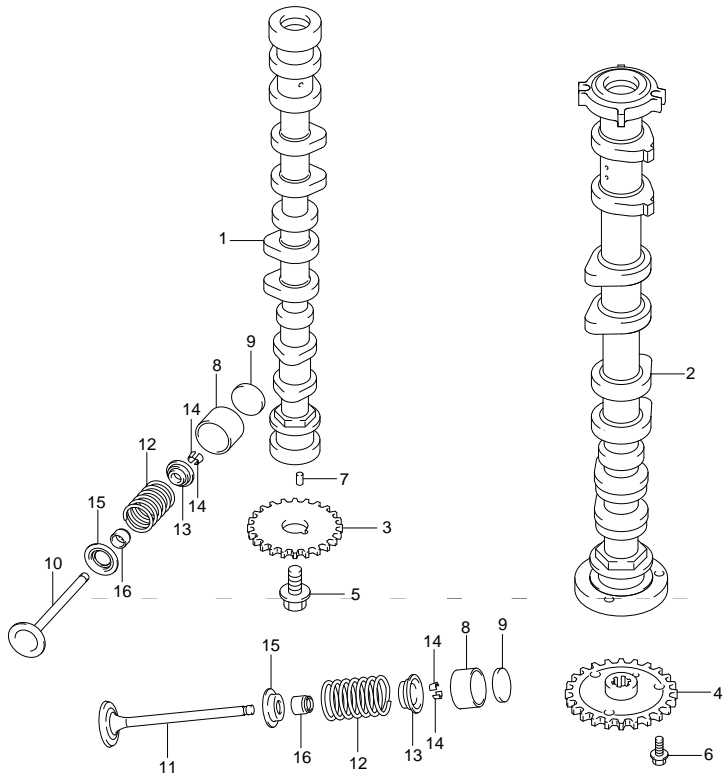


FIG.15 (1-C-2) CAMSHAFT (DF70A E01)

REF NO.	PART NO.	DESCRIPTION	Q' TY	REMARKS
1	12701-87L20	CAMSHAFT, INTAKE	1	
2	12705-87L00	CAMSHAFT, EXHAUST	1	
3	12741-90J01	SPROCKET, CAMSHAFT TIMING	1	
4	12748-87L00	SPROCKET, EXH CAMSHAFT	1	
5	12749-93J00	BOLT, CAMSHAFT	1	
6	01550-0612A	BOLT	3	
7	04221-05109	PIN	2	
8	12891-69J00	TAPPET	16	
9-1	12892-69J00-228	SHIM, TAPPET	16	
9-2	12892-69J00-230	SHIM, TAPPET	16	
9-3	12892-69J00-232	SHIM, TAPPET	16	
9-4	12892-69J00-234	SHIM, TAPPET	16	
9-5	12892-69J00-236	SHIM, TAPPET	16	
9-6	12892-69J00-238	SHIM, TAPPET	16	
9-7	12892-69J00-240	SHIM, TAPPET	16	
9-8	12892-69J00-242	SHIM, TAPPET	16	
9-9	12892-69J00-244	SHIM, TAPPET	16	
9-10	12892-69J00-246	SHIM, TAPPET	16	
9-11	12892-69J00-248	SHIM, TAPPET	16	
9-12	12892-69J00-250	SHIM, TAPPET	16	
9-13	12892-69J00-252	SHIM, TAPPET	16	
9-14	12892-69J00-254	SHIM, TAPPET	16	
9-15	12892-69J00-256	SHIM, TAPPET	16	
9-16	12892-69J00-258	SHIM, TAPPET	16	
9-17	12892-69J00-260	SHIM, TAPPET	16	
9-18	12892-69J00-262	SHIM, TAPPET	16	
9-19	12892-69J00-264	SHIM, TAPPET	16	
9-20	12892-69J00-266	SHIM, TAPPET	16	
9-21	12892-69J00-268	SHIM, TAPPET	16	
9-22	12892-69J00-270	SHIM, TAPPET	16	
9-23	12892-69J00-272	SHIM, TAPPET	16	
10	12911-87L00	VALVE, INTAKE	8	
11	12915-87L00	VALVE, EXHAUST	8	
12	12921-87J10	SPRING, VALVE	16	

FIG.15

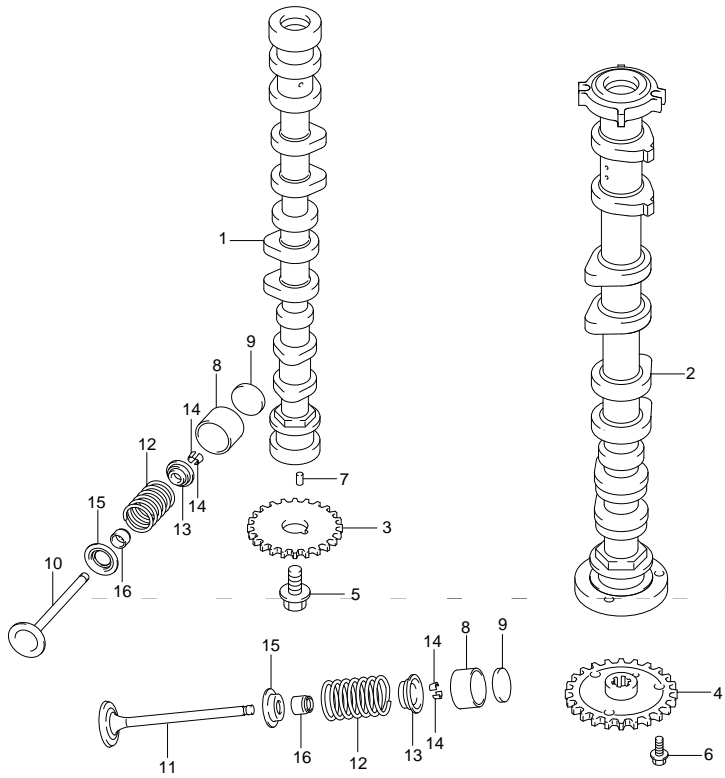


FIG. 15 (1-C-3) CAMSHAFT (DF70A E01)

REF NO.	PART NO.	DESCRIPTION	Q' TY	REMARKS
13	12931-78G00	RETAINER, VALVE SPRING	16	
14	12932-24400	COTTER, VALVE	32	
15	12933-51E00	SEAT, VALVE SPRING	16	
16	09289-05012	OIL SEAL (5.5X11.5X9.3)	16	



FIG.16

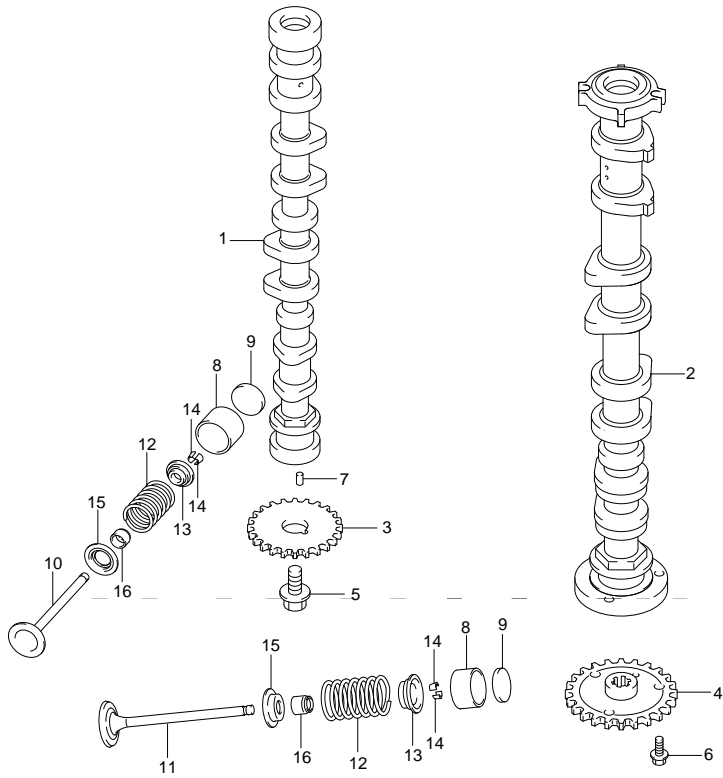


FIG.16 (1-C-4) CAMSHAFT (DF70A F40)

REF NO.	PART NO.	DESCRIPTION	Q' TY	REMARKS
1	12701-87L20	CAMSHAFT, INTAKE	1	
2	12705-87L00	CAMSHAFT, EXHAUST	1	
3	12741-90J01	SPROCKET, CAMSHAFT TIMING	1	
4	12748-87L00	SPROCKET, EXH CAMSHAFT	1	
5	12749-93J00	BOLT, CAMSHAFT	1	
6	01550-0612A	BOLT	3	
7	04221-05109	PIN	2	
8	12891-69J00	TAPPET	16	
9-1	12892-69J00-228	SHIM, TAPPET	16	
9-2	12892-69J00-230	SHIM, TAPPET	16	
9-3	12892-69J00-232	SHIM, TAPPET	16	
9-4	12892-69J00-234	SHIM, TAPPET	16	
9-5	12892-69J00-236	SHIM, TAPPET	16	
9-6	12892-69J00-238	SHIM, TAPPET	16	
9-7	12892-69J00-240	SHIM, TAPPET	16	
9-8	12892-69J00-242	SHIM, TAPPET	16	
9-9	12892-69J00-244	SHIM, TAPPET	16	
9-10	12892-69J00-246	SHIM, TAPPET	16	
9-11	12892-69J00-248	SHIM, TAPPET	16	
9-12	12892-69J00-250	SHIM, TAPPET	16	
9-13	12892-69J00-252	SHIM, TAPPET	16	
9-14	12892-69J00-254	SHIM, TAPPET	16	
9-15	12892-69J00-256	SHIM, TAPPET	16	
9-16	12892-69J00-258	SHIM, TAPPET	16	
9-17	12892-69J00-260	SHIM, TAPPET	16	
9-18	12892-69J00-262	SHIM, TAPPET	16	
9-19	12892-69J00-264	SHIM, TAPPET	16	
9-20	12892-69J00-266	SHIM, TAPPET	16	
9-21	12892-69J00-268	SHIM, TAPPET	16	
9-22	12892-69J00-270	SHIM, TAPPET	16	
9-23	12892-69J00-272	SHIM, TAPPET	16	
10	12911-87L00	VALVE, INTAKE	8	
11	12915-87L50	VALVE, EXHAUST	8	
12	12921-87J10	SPRING, VALVE	16	



FIG.16

FIG.16 (1-C-5) CAMSHAFT (DF70A E40)

REF NO.	PART NO.	DESCRIPTION	Q' TY	REMARKS
13	12931-78G00	RETAINER, VALVE SPRING	16	
14	12932-24400	COTTER, VALVE	32	
15	12933-51E00	SEAT, VALVE SPRING	16	
16	09289-05012	OIL SEAL (5.5X11.5X9.3)	16	

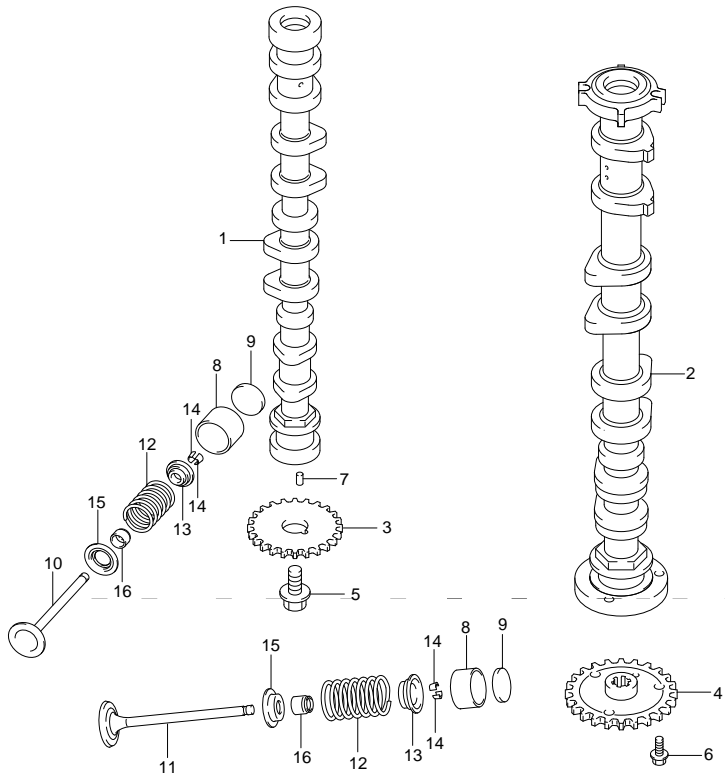


FIG.17

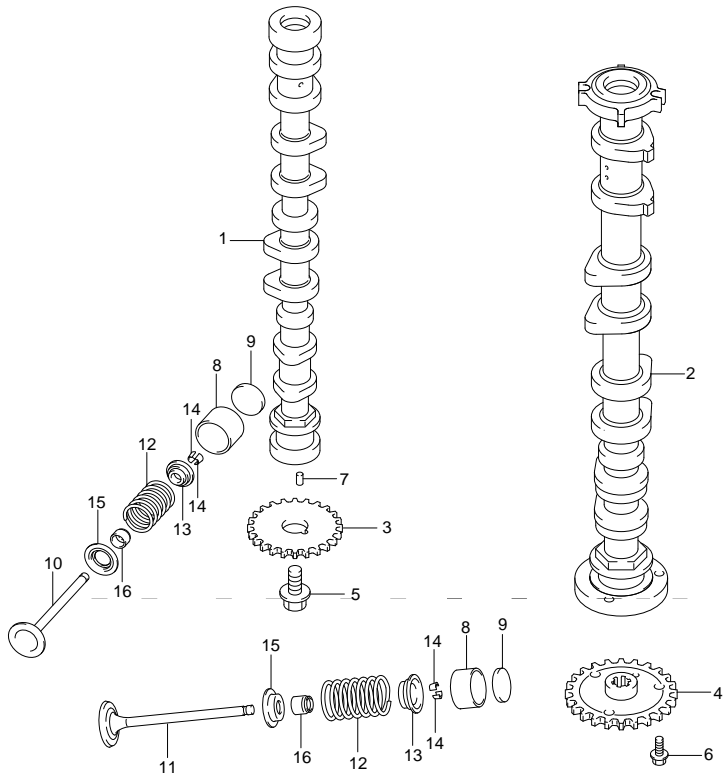


FIG.17 (1-C-6) CAMSHAFT (DF70ATH E01)

REF NO.	PART NO.	DESCRIPTION	Q' TY	REMARKS
1	12701-87L20	CAMSHAFT, INTAKE	1	
2	12705-87L00	CAMSHAFT, EXHAUST	1	
3	12741-90J01	SPROCKET, CAMSHAFT TIMING	1	
4	12748-87L00	SPROCKET, EXH CAMSHAFT	1	
5	12749-93J00	BOLT, CAMSHAFT	1	
6	01550-0612A	BOLT	3	
7	04221-05109	PIN	2	
8	12891-69J00	TAPPET	16	
9-1	12892-69J00-228	SHIM, TAPPET	16	
9-2	12892-69J00-230	SHIM, TAPPET	16	
9-3	12892-69J00-232	SHIM, TAPPET	16	
9-4	12892-69J00-234	SHIM, TAPPET	16	
9-5	12892-69J00-236	SHIM, TAPPET	16	
9-6	12892-69J00-238	SHIM, TAPPET	16	
9-7	12892-69J00-240	SHIM, TAPPET	16	
9-8	12892-69J00-242	SHIM, TAPPET	16	
9-9	12892-69J00-244	SHIM, TAPPET	16	
9-10	12892-69J00-246	SHIM, TAPPET	16	
9-11	12892-69J00-248	SHIM, TAPPET	16	
9-12	12892-69J00-250	SHIM, TAPPET	16	
9-13	12892-69J00-252	SHIM, TAPPET	16	
9-14	12892-69J00-254	SHIM, TAPPET	16	
9-15	12892-69J00-256	SHIM, TAPPET	16	
9-16	12892-69J00-258	SHIM, TAPPET	16	
9-17	12892-69J00-260	SHIM, TAPPET	16	
9-18	12892-69J00-262	SHIM, TAPPET	16	
9-19	12892-69J00-264	SHIM, TAPPET	16	
9-20	12892-69J00-266	SHIM, TAPPET	16	
9-21	12892-69J00-268	SHIM, TAPPET	16	
9-22	12892-69J00-270	SHIM, TAPPET	16	
9-23	12892-69J00-272	SHIM, TAPPET	16	
10	12911-87L00	VALVE, INTAKE	8	
11	12915-87L00	VALVE, EXHAUST	8	
12	12921-87J10	SPRING, VALVE	16	

FIG.17

FIG. 17 (1-C-7) CAMSHAFT (DF70ATH E01)

REF NO.	PART NO.	DESCRIPTION	Q' TY	REMARKS
13	12931-78G00	RETAINER, VALVE SPRING	16	
14	12932-24400	COTTER, VALVE	32	
15	12933-51E00	SEAT, VALVE SPRING	16	
16	09289-05012	OIL SEAL (5.5X11.5X9.3)	16	

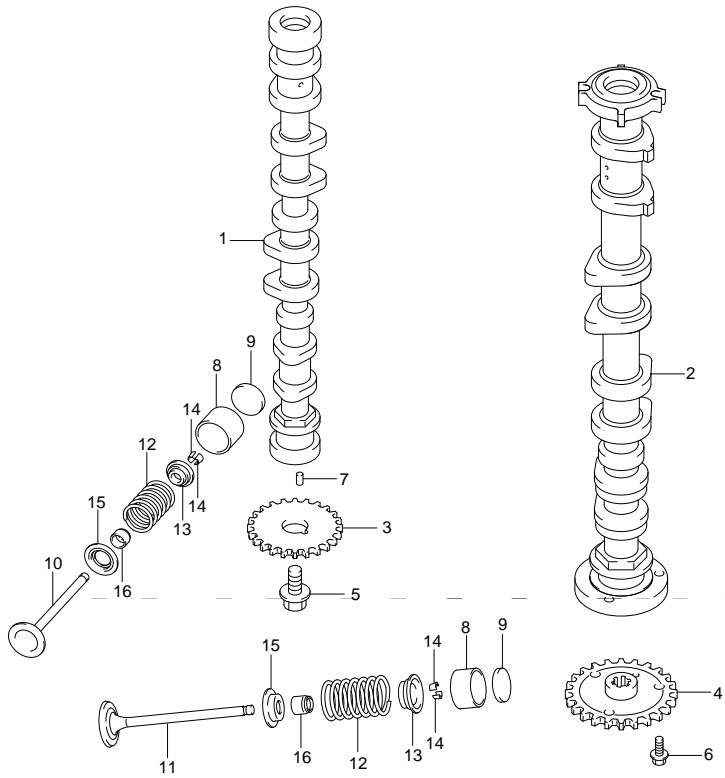


FIG.18

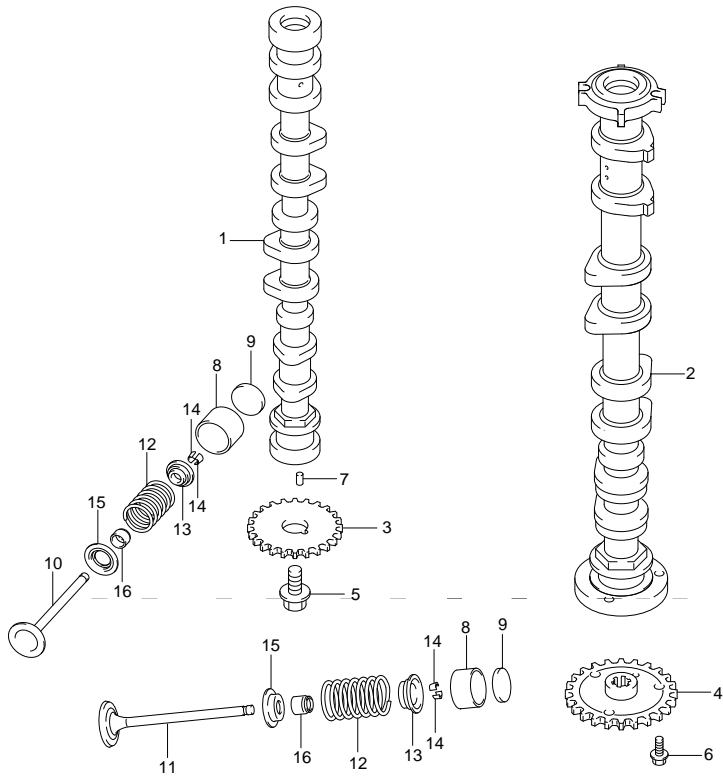


FIG.18 (1-C-8) CAMSHAFT (DF70ATH E40)

REF NO.	PART NO.	DESCRIPTION	Q' TY	REMARKS
1	12701-87L20	CAMSHAFT, INTAKE	1	
2	12705-87L00	CAMSHAFT, EXHAUST	1	
3	12741-90J01	SPROCKET, CAMSHAFT TIMING	1	
4	12748-87L00	SPROCKET, EXH CAMSHAFT	1	
5	12749-93J00	BOLT, CAMSHAFT	1	
6	01550-0612A	BOLT	3	
7	04221-05109	PIN	2	
8	12891-69J00	TAPPET	16	
9-1	12892-69J00-228	SHIM, TAPPET	16	
9-2	12892-69J00-230	SHIM, TAPPET	16	
9-3	12892-69J00-232	SHIM, TAPPET	16	
9-4	12892-69J00-234	SHIM, TAPPET	16	
9-5	12892-69J00-236	SHIM, TAPPET	16	
9-6	12892-69J00-238	SHIM, TAPPET	16	
9-7	12892-69J00-240	SHIM, TAPPET	16	
9-8	12892-69J00-242	SHIM, TAPPET	16	
9-9	12892-69J00-244	SHIM, TAPPET	16	
9-10	12892-69J00-246	SHIM, TAPPET	16	
9-11	12892-69J00-248	SHIM, TAPPET	16	
9-12	12892-69J00-250	SHIM, TAPPET	16	
9-13	12892-69J00-252	SHIM, TAPPET	16	
9-14	12892-69J00-254	SHIM, TAPPET	16	
9-15	12892-69J00-256	SHIM, TAPPET	16	
9-16	12892-69J00-258	SHIM, TAPPET	16	
9-17	12892-69J00-260	SHIM, TAPPET	16	
9-18	12892-69J00-262	SHIM, TAPPET	16	
9-19	12892-69J00-264	SHIM, TAPPET	16	
9-20	12892-69J00-266	SHIM, TAPPET	16	
9-21	12892-69J00-268	SHIM, TAPPET	16	
9-22	12892-69J00-270	SHIM, TAPPET	16	
9-23	12892-69J00-272	SHIM, TAPPET	16	
10	12911-87L00	VALVE, INTAKE	8	
11	12915-87L50	VALVE, EXHAUST	8	
12	12921-87J10	SPRING, VALVE	16	

FIG.18

FIG. 18 (1-C-9) CAMSHAFT (DF70ATH E40)

REF NO.	PART NO.	DESCRIPTION	Q' TY	REMARKS
13	12931-78G00	RETAINER, VALVE SPRING	16	
14	12932-24400	COTTER, VALVE	32	
15	12933-51E00	SEAT, VALVE SPRING	16	
16	09289-05012	OIL SEAL (5.5X11.5X9.3)	16	

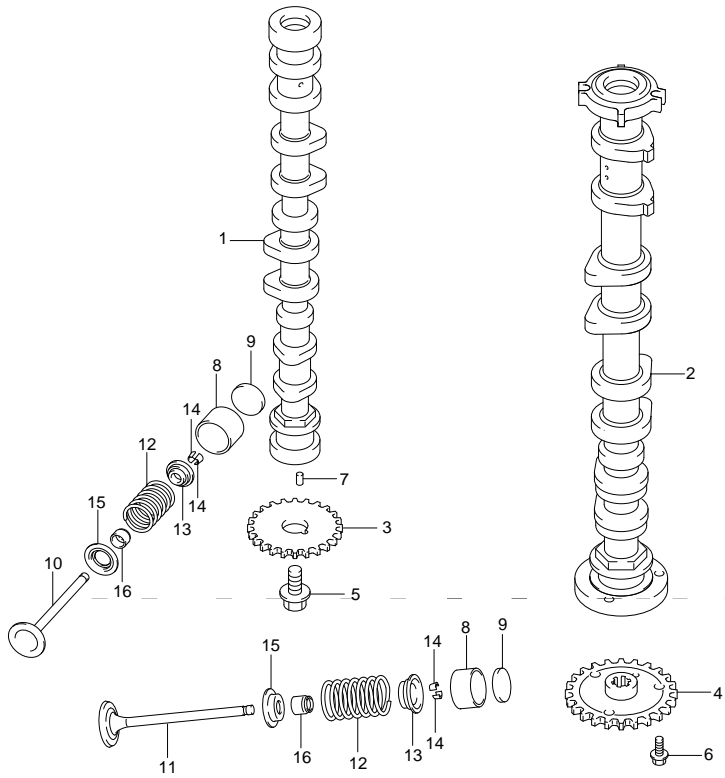


FIG.19

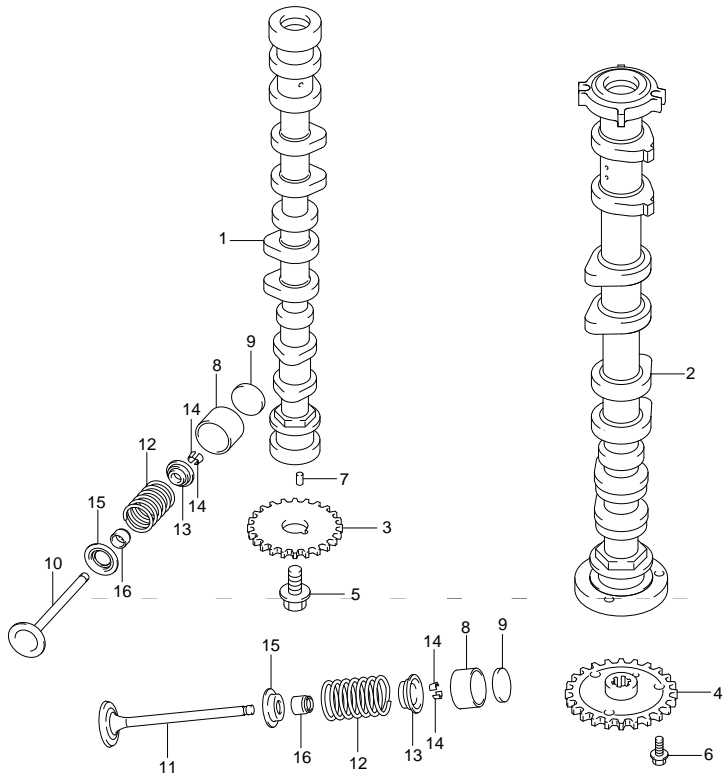


FIG. 19 (1-C-10) CAMSHAFT (DF80A E01)

REF NO.	PART NO.	DESCRIPTION	Q' TY	REMARKS
1	12701-87L00	CAMSHAFT, INTAKE	1	
2	12705-87L00	CAMSHAFT, EXHAUST	1	
3	12741-90J01	SPROCKET, CAMSHAFT TIMING	1	
4	12748-87L00	SPROCKET, EXH CAMSHAFT	1	
5	12749-93J00	BOLT, CAMSHAFT	1	
6	01550-0612A	BOLT	3	
7	04221-05109	PIN	2	
8	12891-69J00	TAPPET	16	
9-1	12892-69J00-228	SHIM, TAPPET	16	
9-2	12892-69J00-230	SHIM, TAPPET	16	
9-3	12892-69J00-232	SHIM, TAPPET	16	
9-4	12892-69J00-234	SHIM, TAPPET	16	
9-5	12892-69J00-236	SHIM, TAPPET	16	
9-6	12892-69J00-238	SHIM, TAPPET	16	
9-7	12892-69J00-240	SHIM, TAPPET	16	
9-8	12892-69J00-242	SHIM, TAPPET	16	
9-9	12892-69J00-244	SHIM, TAPPET	16	
9-10	12892-69J00-246	SHIM, TAPPET	16	
9-11	12892-69J00-248	SHIM, TAPPET	16	
9-12	12892-69J00-250	SHIM, TAPPET	16	
9-13	12892-69J00-252	SHIM, TAPPET	16	
9-14	12892-69J00-254	SHIM, TAPPET	16	
9-15	12892-69J00-256	SHIM, TAPPET	16	
9-16	12892-69J00-258	SHIM, TAPPET	16	
9-17	12892-69J00-260	SHIM, TAPPET	16	
9-18	12892-69J00-262	SHIM, TAPPET	16	
9-19	12892-69J00-264	SHIM, TAPPET	16	
9-20	12892-69J00-266	SHIM, TAPPET	16	
9-21	12892-69J00-268	SHIM, TAPPET	16	
9-22	12892-69J00-270	SHIM, TAPPET	16	
9-23	12892-69J00-272	SHIM, TAPPET	16	
10	12911-87L00	VALVE, INTAKE	8	
11	12915-87L00	VALVE, EXHAUST	8	
12	12921-87J10	SPRING, VALVE	16	

FIG.19

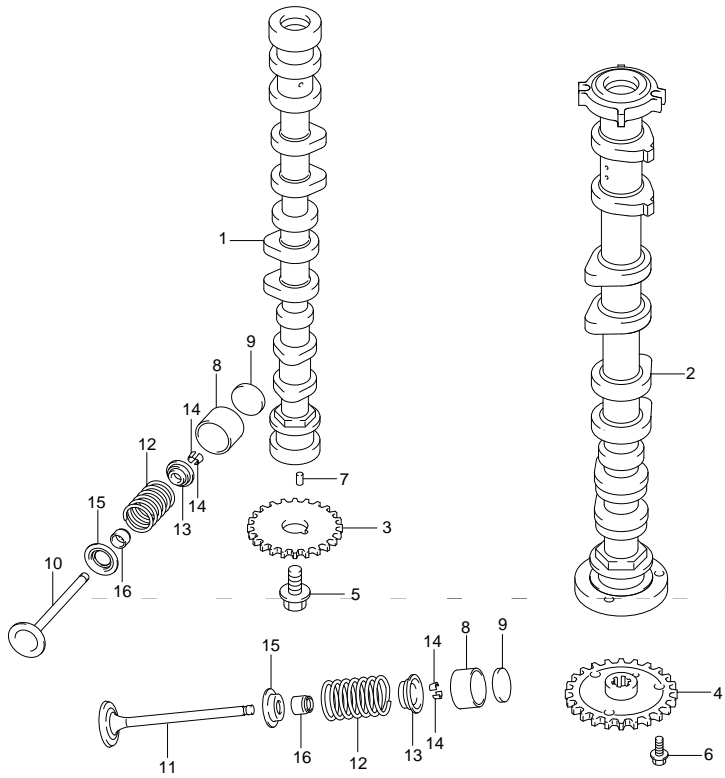


FIG. 19 (1-C-11) CAMSHAFT (DF80A E01)

REF NO.	PART NO.	DESCRIPTION	Q' TY	REMARKS
13	12931-78G00	RETAINER, VALVE SPRING	16	
14	12932-24400	COTTER, VALVE	32	
15	12933-51E00	SEAT, VALVE SPRING	16	
16	09289-05012	OIL SEAL (5.5X11.5X9.3)	16	



FIG.20

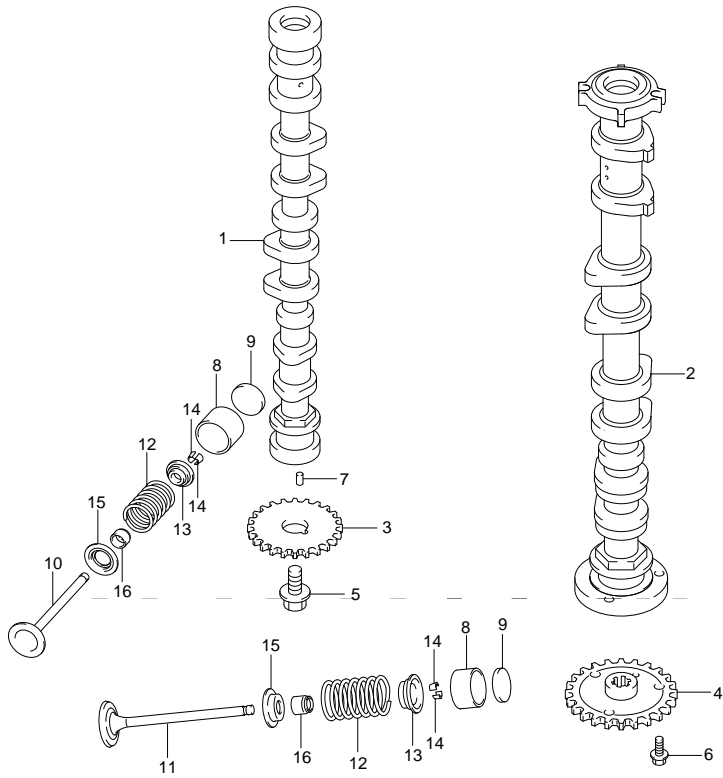


FIG.20 (1-G-12) CAMSHAFT (DF80A F40)

REF NO.	PART NO.	DESCRIPTION	Q' TY	REMARKS
1	12701-87L00	CAMSHAFT, INTAKE	1	
2	12705-87L00	CAMSHAFT, EXHAUST	1	
3	12741-90J01	SPROCKET, CAMSHAFT TIMING	1	
4	12748-87L00	SPROCKET, EXH CAMSHAFT	1	
5	12749-93J00	BOLT, CAMSHAFT	1	
6	01550-0612A	BOLT	3	
7	04221-05109	PIN	2	
8	12891-69J00	TAPPET	16	
9-1	12892-69J00-228	SHIM, TAPPET	16	
9-2	12892-69J00-230	SHIM, TAPPET	16	
9-3	12892-69J00-232	SHIM, TAPPET	16	
9-4	12892-69J00-234	SHIM, TAPPET	16	
9-5	12892-69J00-236	SHIM, TAPPET	16	
9-6	12892-69J00-238	SHIM, TAPPET	16	
9-7	12892-69J00-240	SHIM, TAPPET	16	
9-8	12892-69J00-242	SHIM, TAPPET	16	
9-9	12892-69J00-244	SHIM, TAPPET	16	
9-10	12892-69J00-246	SHIM, TAPPET	16	
9-11	12892-69J00-248	SHIM, TAPPET	16	
9-12	12892-69J00-250	SHIM, TAPPET	16	
9-13	12892-69J00-252	SHIM, TAPPET	16	
9-14	12892-69J00-254	SHIM, TAPPET	16	
9-15	12892-69J00-256	SHIM, TAPPET	16	
9-16	12892-69J00-258	SHIM, TAPPET	16	
9-17	12892-69J00-260	SHIM, TAPPET	16	
9-18	12892-69J00-262	SHIM, TAPPET	16	
9-19	12892-69J00-264	SHIM, TAPPET	16	
9-20	12892-69J00-266	SHIM, TAPPET	16	
9-21	12892-69J00-268	SHIM, TAPPET	16	
9-22	12892-69J00-270	SHIM, TAPPET	16	
9-23	12892-69J00-272	SHIM, TAPPET	16	
10	12911-87L00	VALVE, INTAKE	8	
11	12915-87L50	VALVE, EXHAUST	8	
12	12921-87J10	SPRING, VALVE	16	

FIG.20

FIG. 20 (1-C-13) CAMSHAFT (DF80A E40)

REF NO.	PART NO.	DESCRIPTION	Q' TY	REMARKS
13	12931-78G00	RETAINER, VALVE SPRING	16	
14	12932-24400	COTTER, VALVE	32	
15	12933-51E00	SEAT, VALVE SPRING	16	
16	09289-05012	OIL SEAL (5.5X11.5X9.3)	16	

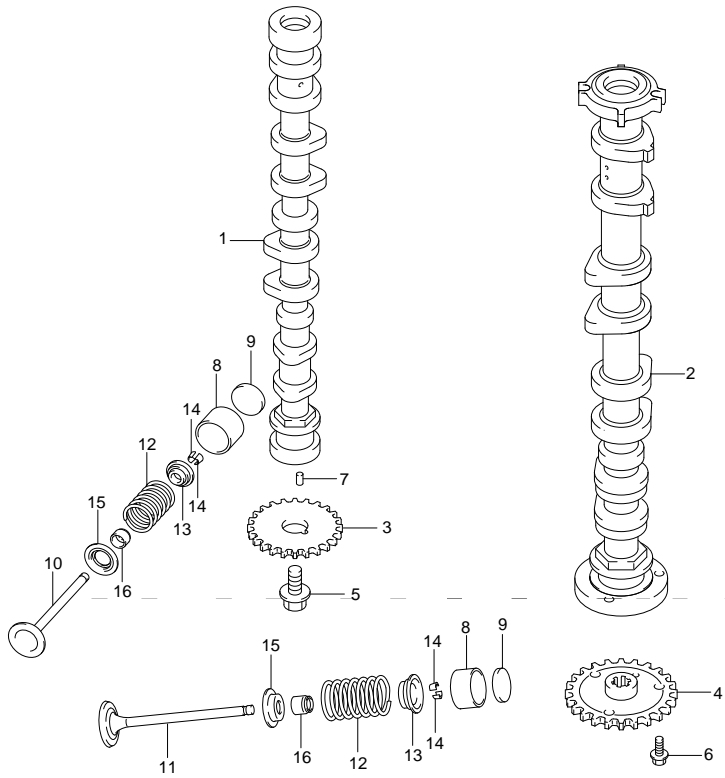


FIG.21

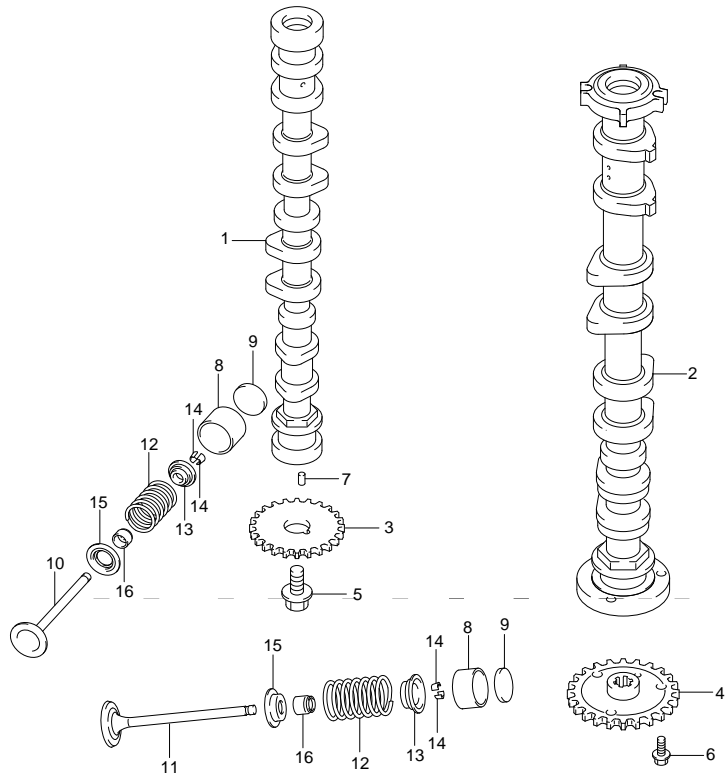


FIG. 21 (1-G-14) CAMSHAFT (DF90A E01)

REF NO.	PART NO.	DESCRIPTION	Q' TY	REMARKS
1	12701-87L10	CAMSHAFT, INTAKE	1	
2	12705-87L10	CAMSHAFT, EXHAUST	1	
3	12741-90J01	SPROCKET, CAMSHAFT TIMING	1	
4	12748-87L00	SPROCKET, EXH CAMSHAFT	1	
5	12749-93J00	BOLT, CAMSHAFT	1	
6	01550-0612A	BOLT	3	
7	04221-05109	PIN	2	
8	12891-69J00	TAPPET	16	
9-1	12892-69J00-228	SHIM, TAPPET	16	
9-2	12892-69J00-230	SHIM, TAPPET	16	
9-3	12892-69J00-232	SHIM, TAPPET	16	
9-4	12892-69J00-234	SHIM, TAPPET	16	
9-5	12892-69J00-236	SHIM, TAPPET	16	
9-6	12892-69J00-238	SHIM, TAPPET	16	
9-7	12892-69J00-240	SHIM, TAPPET	16	
9-8	12892-69J00-242	SHIM, TAPPET	16	
9-9	12892-69J00-244	SHIM, TAPPET	16	
9-10	12892-69J00-246	SHIM, TAPPET	16	
9-11	12892-69J00-248	SHIM, TAPPET	16	
9-12	12892-69J00-250	SHIM, TAPPET	16	
9-13	12892-69J00-252	SHIM, TAPPET	16	
9-14	12892-69J00-254	SHIM, TAPPET	16	
9-15	12892-69J00-256	SHIM, TAPPET	16	
9-16	12892-69J00-258	SHIM, TAPPET	16	
9-17	12892-69J00-260	SHIM, TAPPET	16	
9-18	12892-69J00-262	SHIM, TAPPET	16	
9-19	12892-69J00-264	SHIM, TAPPET	16	
9-20	12892-69J00-266	SHIM, TAPPET	16	
9-21	12892-69J00-268	SHIM, TAPPET	16	
9-22	12892-69J00-270	SHIM, TAPPET	16	
9-23	12892-69J00-272	SHIM, TAPPET	16	
10	12911-87L00	VALVE, INTAKE	8	
11	12915-87L00	VALVE, EXHAUST	8	
12	12921-87J10	SPRING, VALVE	16	

FIG.21

FIG. 21 (1-C-15) CAMSHAFT (DF90A E01)

REF NO.	PART NO.	DESCRIPTION	Q' TY	REMARKS
13	12931-78G00	RETAINER, VALVE SPRING	16	
14	12932-24400	COTTER, VALVE	32	
15	12933-51E00	SEAT, VALVE SPRING	16	
16	09289-05012	OIL SEAL (5.5X11.5X9.3)	16	

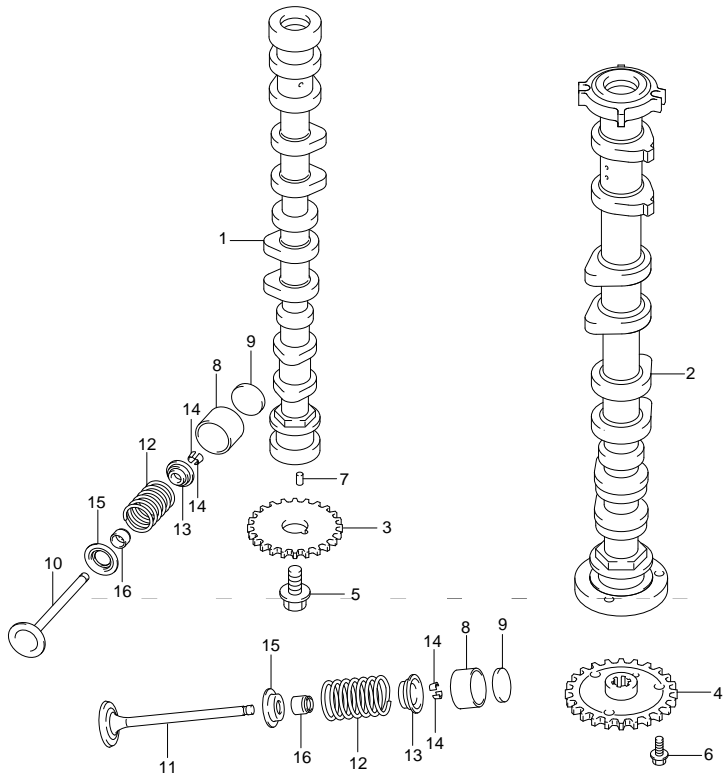


FIG.22

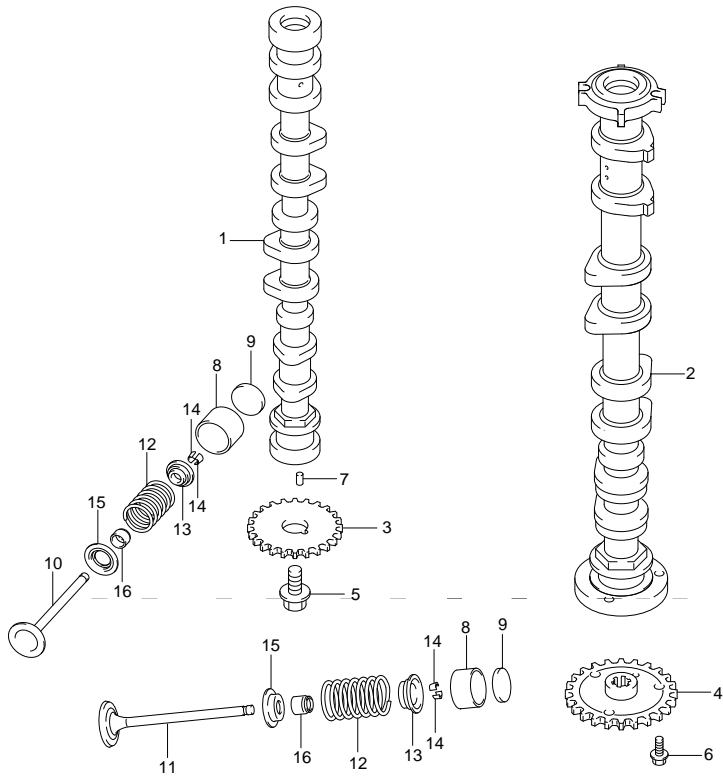


FIG.22 (1-D-2) CAMSHAFT (DF90A F40)

REF NO.	PART NO.	DESCRIPTION	Q' TY	REMARKS
1	12701-87L10	CAMSHAFT, INTAKE	1	
2	12705-87L10	CAMSHAFT, EXHAUST	1	
3	12741-90J01	SPROCKET, CAMSHAFT TIMING	1	
4	12748-87L00	SPROCKET, EXH CAMSHAFT	1	
5	12749-93J00	BOLT, CAMSHAFT	1	
6	01550-0612A	BOLT	3	
7	04221-05109	PIN	2	
8	12891-69J00	TAPPET	16	
9-1	12892-69J00-228	SHIM, TAPPET	16	
9-2	12892-69J00-230	SHIM, TAPPET	16	
9-3	12892-69J00-232	SHIM, TAPPET	16	
9-4	12892-69J00-234	SHIM, TAPPET	16	
9-5	12892-69J00-236	SHIM, TAPPET	16	
9-6	12892-69J00-238	SHIM, TAPPET	16	
9-7	12892-69J00-240	SHIM, TAPPET	16	
9-8	12892-69J00-242	SHIM, TAPPET	16	
9-9	12892-69J00-244	SHIM, TAPPET	16	
9-10	12892-69J00-246	SHIM, TAPPET	16	
9-11	12892-69J00-248	SHIM, TAPPET	16	
9-12	12892-69J00-250	SHIM, TAPPET	16	
9-13	12892-69J00-252	SHIM, TAPPET	16	
9-14	12892-69J00-254	SHIM, TAPPET	16	
9-15	12892-69J00-256	SHIM, TAPPET	16	
9-16	12892-69J00-258	SHIM, TAPPET	16	
9-17	12892-69J00-260	SHIM, TAPPET	16	
9-18	12892-69J00-262	SHIM, TAPPET	16	
9-19	12892-69J00-264	SHIM, TAPPET	16	
9-20	12892-69J00-266	SHIM, TAPPET	16	
9-21	12892-69J00-268	SHIM, TAPPET	16	
9-22	12892-69J00-270	SHIM, TAPPET	16	
9-23	12892-69J00-272	SHIM, TAPPET	16	
10	12911-87L00	VALVE, INTAKE	8	
11	12915-87L50	VALVE, EXHAUST	8	
12	12921-87J10	SPRING, VALVE	16	

FIG.22

FIG. 22 (1-D-3) CAMSHAFT (DF90A E40)

REF NO.	PART NO.	DESCRIPTION	Q' TY	REMARKS
13	12931-78G00	RETAINER, VALVE SPRING	16	
14	12932-24400	COTTER, VALVE	32	
15	12933-51E00	SEAT, VALVE SPRING	16	
16	09289-05012	OIL SEAL (5.5X11.5X9.3)	16	

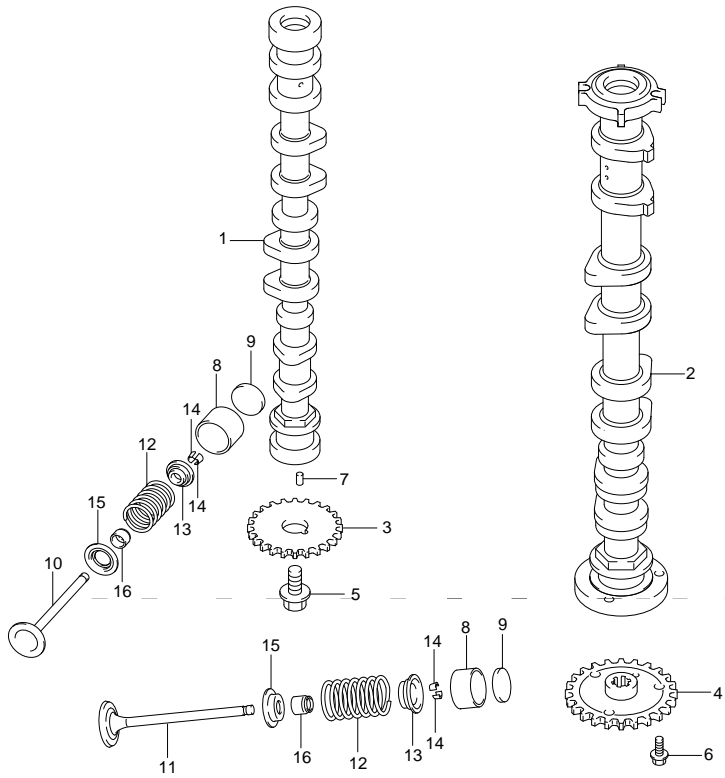


FIG.23

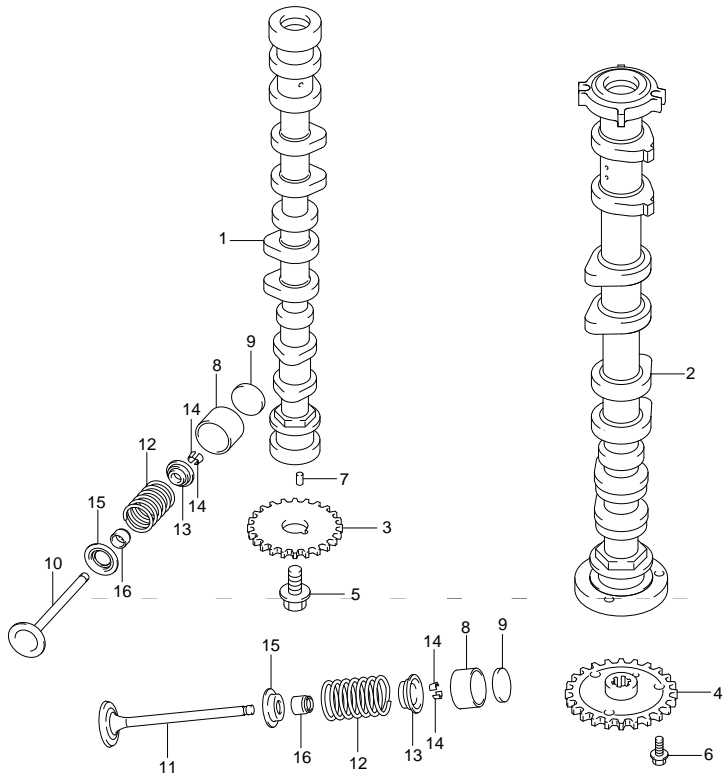


FIG.23 (1-D-4) CAMSHAFT (DF90ATH E01)

REF NO.	PART NO.	DESCRIPTION	Q' TY	REMARKS
1	12701-87L10	CAMSHAFT, INTAKE	1	
2	12705-87L10	CAMSHAFT, EXHAUST	1	
3	12741-90J01	SPROCKET, CAMSHAFT TIMING	1	
4	12748-87L00	SPROCKET, EXH CAMSHAFT	1	
5	12749-93J00	BOLT, CAMSHAFT	1	
6	01550-0612A	BOLT	3	
7	04221-05109	PIN	2	
8	12891-69J00	TAPPET	16	
9-1	12892-69J00-228	SHIM, TAPPET	16	
9-2	12892-69J00-230	SHIM, TAPPET	16	
9-3	12892-69J00-232	SHIM, TAPPET	16	
9-4	12892-69J00-234	SHIM, TAPPET	16	
9-5	12892-69J00-236	SHIM, TAPPET	16	
9-6	12892-69J00-238	SHIM, TAPPET	16	
9-7	12892-69J00-240	SHIM, TAPPET	16	
9-8	12892-69J00-242	SHIM, TAPPET	16	
9-9	12892-69J00-244	SHIM, TAPPET	16	
9-10	12892-69J00-246	SHIM, TAPPET	16	
9-11	12892-69J00-248	SHIM, TAPPET	16	
9-12	12892-69J00-250	SHIM, TAPPET	16	
9-13	12892-69J00-252	SHIM, TAPPET	16	
9-14	12892-69J00-254	SHIM, TAPPET	16	
9-15	12892-69J00-256	SHIM, TAPPET	16	
9-16	12892-69J00-258	SHIM, TAPPET	16	
9-17	12892-69J00-260	SHIM, TAPPET	16	
9-18	12892-69J00-262	SHIM, TAPPET	16	
9-19	12892-69J00-264	SHIM, TAPPET	16	
9-20	12892-69J00-266	SHIM, TAPPET	16	
9-21	12892-69J00-268	SHIM, TAPPET	16	
9-22	12892-69J00-270	SHIM, TAPPET	16	
9-23	12892-69J00-272	SHIM, TAPPET	16	
10	12911-87L00	VALVE, INTAKE	8	
11	12915-87L00	VALVE, EXHAUST	8	
12	12921-87J10	SPRING, VALVE	16	

FIG.23

FIG.23 (1-D-5) CAMSHAFT (DF90ATH E01)

REF NO.	PART NO.	DESCRIPTION	Q' TY	REMARKS
13	12931-78G00	RETAINER, VALVE SPRING	16	
14	12932-24400	COTTER, VALVE	32	
15	12933-51E00	SEAT, VALVE SPRING	16	
16	09289-05012	OIL SEAL (5.5X11.5X9.3)	16	

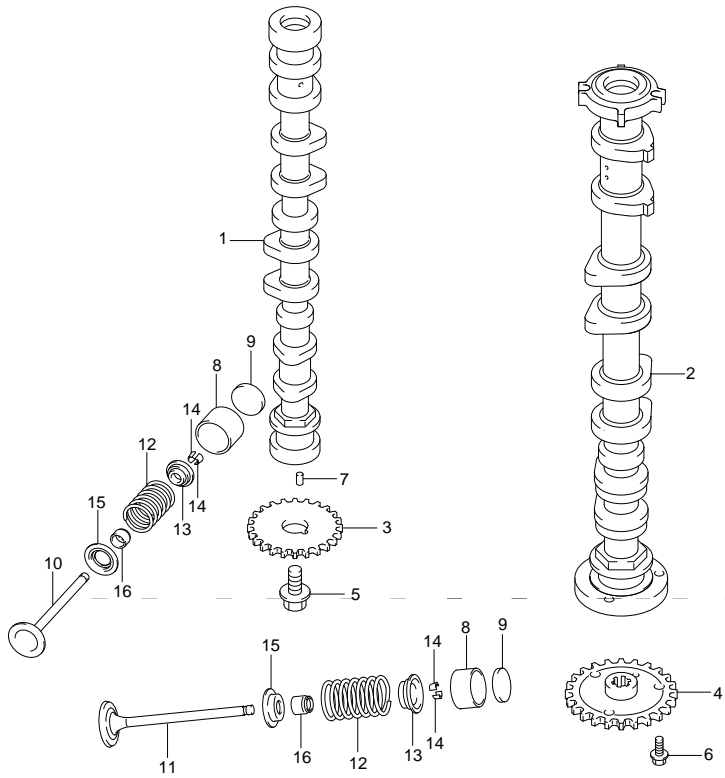


FIG.24

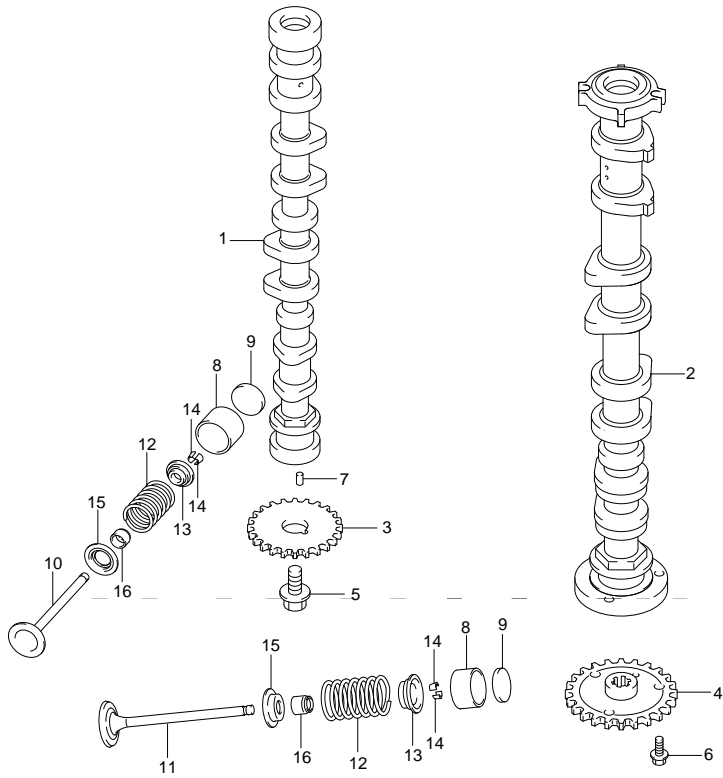


FIG. 24 (1-D-6) CAMSHAFT (DF90ATH E40)

REF NO.	PART NO.	DESCRIPTION	Q' TY	REMARKS
1	12701-87L10	CAMSHAFT, INTAKE	1	
2	12705-87L10	CAMSHAFT, EXHAUST	1	
3	12741-90J01	SPROCKET, CAMSHAFT TIMING	1	
4	12748-87L00	SPROCKET, EXH CAMSHAFT	1	
5	12749-93J00	BOLT, CAMSHAFT	1	
6	01550-0612A	BOLT	3	
7	04221-05109	PIN	2	
8	12891-69J00	TAPPET	16	
9-1	12892-69J00-228	SHIM, TAPPET	16	
9-2	12892-69J00-230	SHIM, TAPPET	16	
9-3	12892-69J00-232	SHIM, TAPPET	16	
9-4	12892-69J00-234	SHIM, TAPPET	16	
9-5	12892-69J00-236	SHIM, TAPPET	16	
9-6	12892-69J00-238	SHIM, TAPPET	16	
9-7	12892-69J00-240	SHIM, TAPPET	16	
9-8	12892-69J00-242	SHIM, TAPPET	16	
9-9	12892-69J00-244	SHIM, TAPPET	16	
9-10	12892-69J00-246	SHIM, TAPPET	16	
9-11	12892-69J00-248	SHIM, TAPPET	16	
9-12	12892-69J00-250	SHIM, TAPPET	16	
9-13	12892-69J00-252	SHIM, TAPPET	16	
9-14	12892-69J00-254	SHIM, TAPPET	16	
9-15	12892-69J00-256	SHIM, TAPPET	16	
9-16	12892-69J00-258	SHIM, TAPPET	16	
9-17	12892-69J00-260	SHIM, TAPPET	16	
9-18	12892-69J00-262	SHIM, TAPPET	16	
9-19	12892-69J00-264	SHIM, TAPPET	16	
9-20	12892-69J00-266	SHIM, TAPPET	16	
9-21	12892-69J00-268	SHIM, TAPPET	16	
9-22	12892-69J00-270	SHIM, TAPPET	16	
9-23	12892-69J00-272	SHIM, TAPPET	16	
10	12911-87L00	VALVE, INTAKE	8	
11	12915-87L50	VALVE, EXHAUST	8	
12	12921-87J10	SPRING, VALVE	16	



FIG.24

FIG. 24 (1-D-7) CAMSHAFT (DF90ATH E40)

REF NO.	PART NO.	DESCRIPTION	Q' TY	REMARKS
13	12931-78G00	RETAINER, VALVE SPRING	16	
14	12932-24400	COTTER, VALVE	32	
15	12933-51E00	SEAT, VALVE SPRING	16	
16	09289-05012	OIL SEAL (5.5X11.5X9.3)	16	

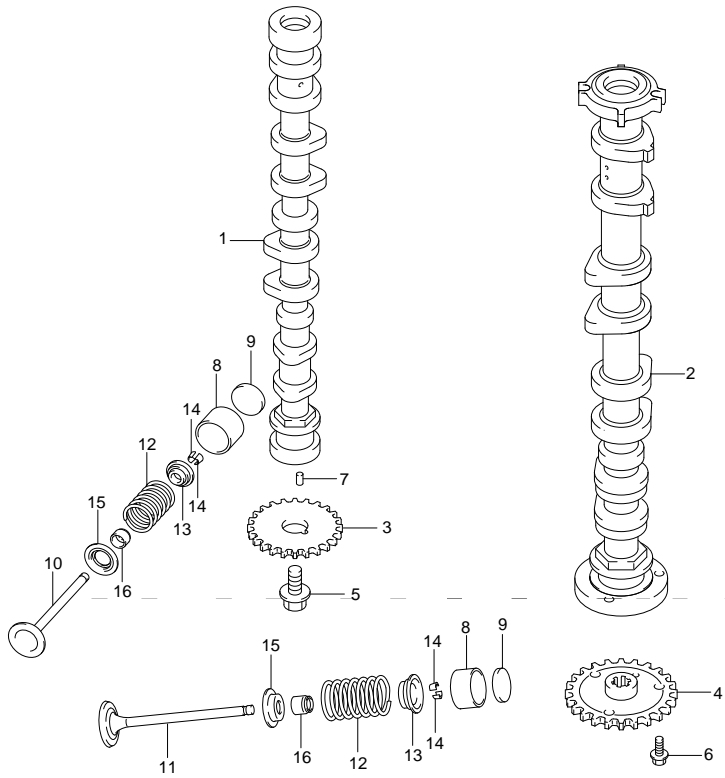


FIG.25

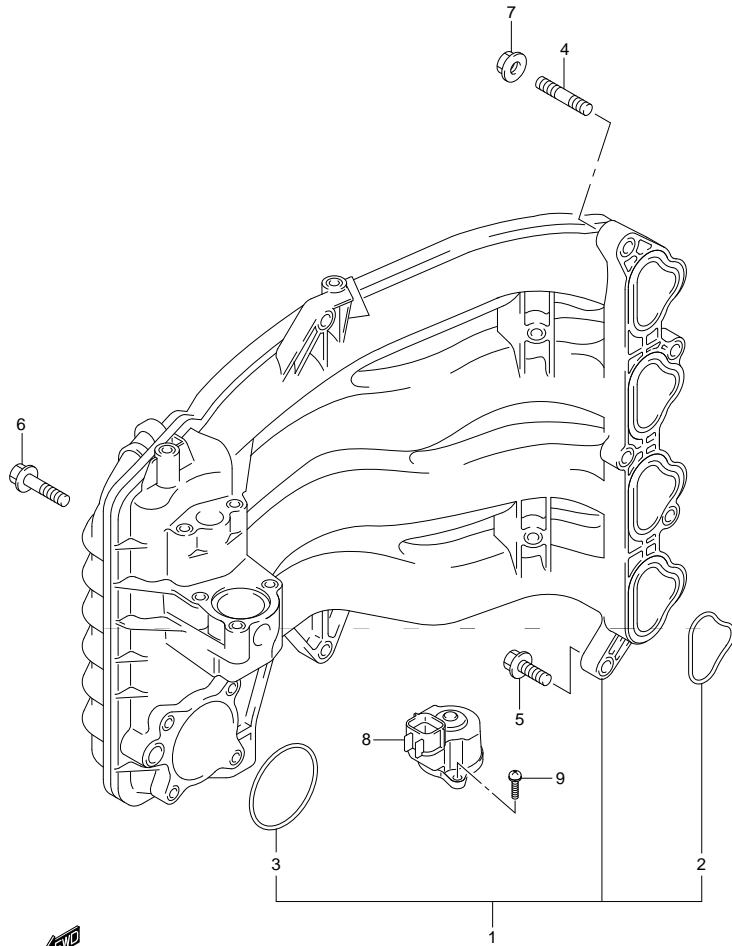


FIG. 25 (1-D-8) INTAKE MANIFOLD

REF NO.	PART NO.	DESCRIPTION	Q' TY	REMARKS
1	13110-87L00	MANIFOLD, INTAKE	1	
2	13119-87L00	GASKET, INTAKE MANIFOLD	4	
3	13125-87L00	GASKET, THROTTLE BODY	1	
4	01421-08257	BOLT	2	
5	01550-08307	BOLT	4	
6	01550-08457	BOLT	1	
7	08316-10087	NUT	2	
8	18137-87L00	VALVE, IAC	1	
9	02112-34167	SCREW	3	

FIG.26

FIG.26 (1-D-9) SILENCER

REF NO.	PART NO.	DESCRIPTION	Q' TY	REMARKS
1	13710-99E00	ARRESTER, FLAME	1	
2	13810-87L00	SILENCER	1	
3	13813-87L00	HOLDER, FLAME ARRESTER	1	
4	09116-06215	BOLT (6X30)	2	
5	09169-06075	WASHER	2	
6	09320-09039	CUSHION	2	

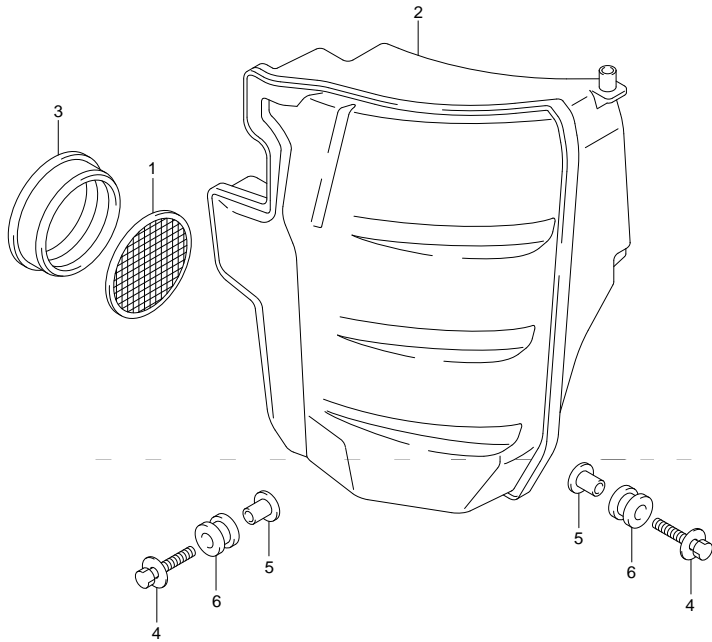


FIG.27

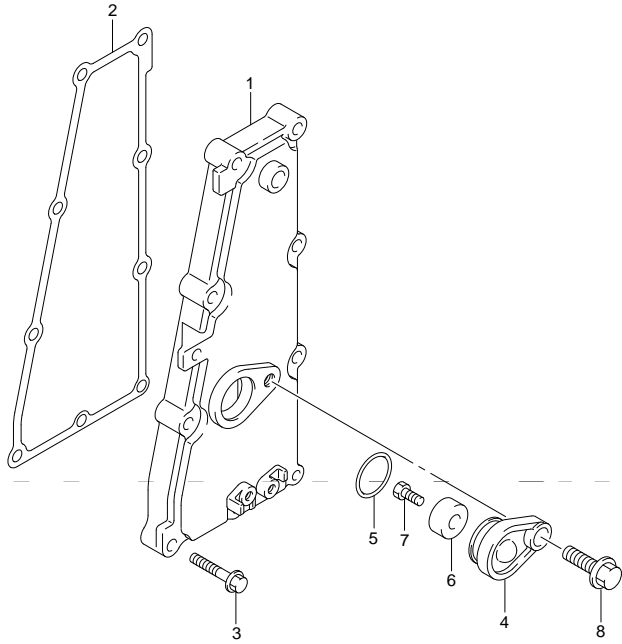


FIG. 27 (1-D-10) EXHAUST COVER

REF NO.	PART NO.	DESCRIPTION	Q' TY	REMARKS
1	14141-87L00	COVER, EXHAUST	1	
2	14151-87L00	GASKET, EXHAUST COVER	1	
3	01550-06307	BOLT	9	
4	11261-93J00	COVER, PROTECTION ANODE	1	
5	09280-22019	O RING (D:1.9,ID:21.8)	1	
6	55321-87J00	ANODE, PROTECTION	1	
7	09103-06281	BOLT (6X14)	1	
8	01550-08207	BOLT	1	

FIG.28

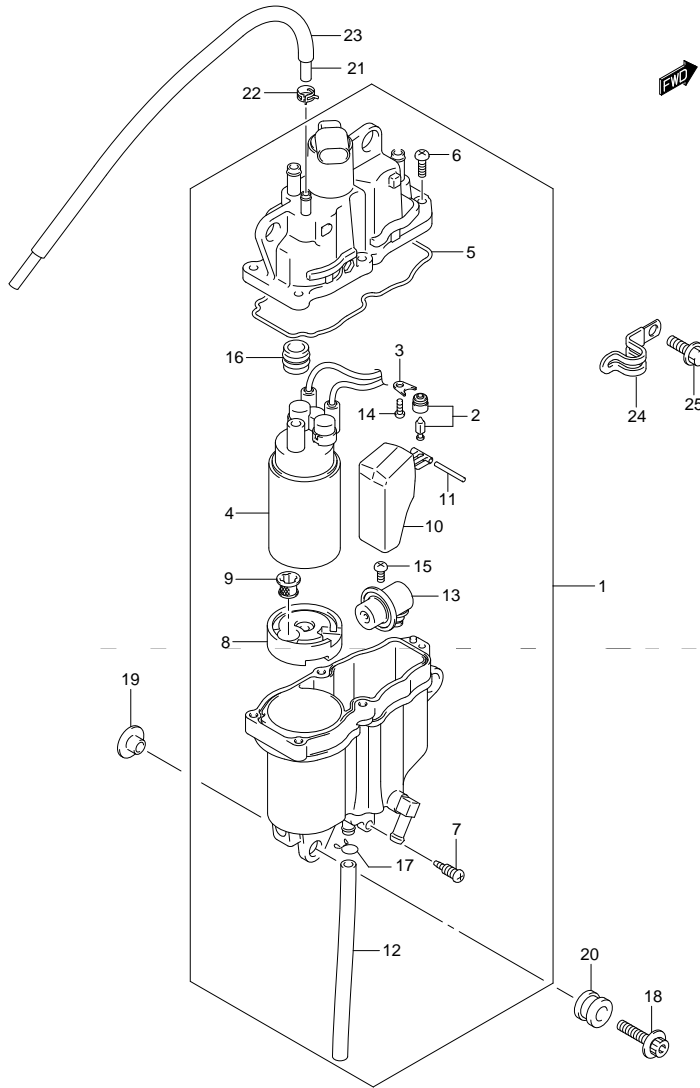


FIG. 28 (1-D-11) FUEL VAPOR SEPARATOR (DF70A E01)

REF NO.	PART NO.	DESCRIPTION	Q'TY	REMARKS
1	15600-87L20	SEPARATOR ASSY, FUEL VAPOR	1	
2	13370-99E00	·VALVE ASSY, NEEDLE	1	
3	13373-39110	·PLATE	1	
4	15200-90J00	·PUMP ASSY, FUEL	1	
5	15626-90J00	·SEAL	1	
6	15628-99E00	·SCREW (L:15)	5	
7	15629-99E10	·SCREW, DRAIN	1	
8	15641-90J00	·SPACER	1	
9	15642-90J00	·FILTER	1	
10	15650-99E00	·FLOAT	1	
11	15654-99E00	·PIN	1	
12	15683-87J00	·HOSE, DRAIN	1	L:240->120
13	15760-87L00	·REGULATOR	1	
14	02112-0408A	·SCREW	1	
15	02112-0510A	·SCREW	1	
16	15647-93J00	·BUSH	1	
17	13671-13F00	·CLIP	1	
18	09116-06202	BOLT (6X25)	3	
19	09169-06075	WASHER	3	
20	09320-09039	CUSHION	3	
21	09352-50823-600	HOSE (5X8.2X600)	1	L:600->460
22	09401-08412	CLIP	1	
23	18498-87JC0	PROTECTOR, EVAP HOSE	1	L:450->390
24	09403-12320	CLAMP	1	
25	01550-06127	BOLT	1	

FIG.29

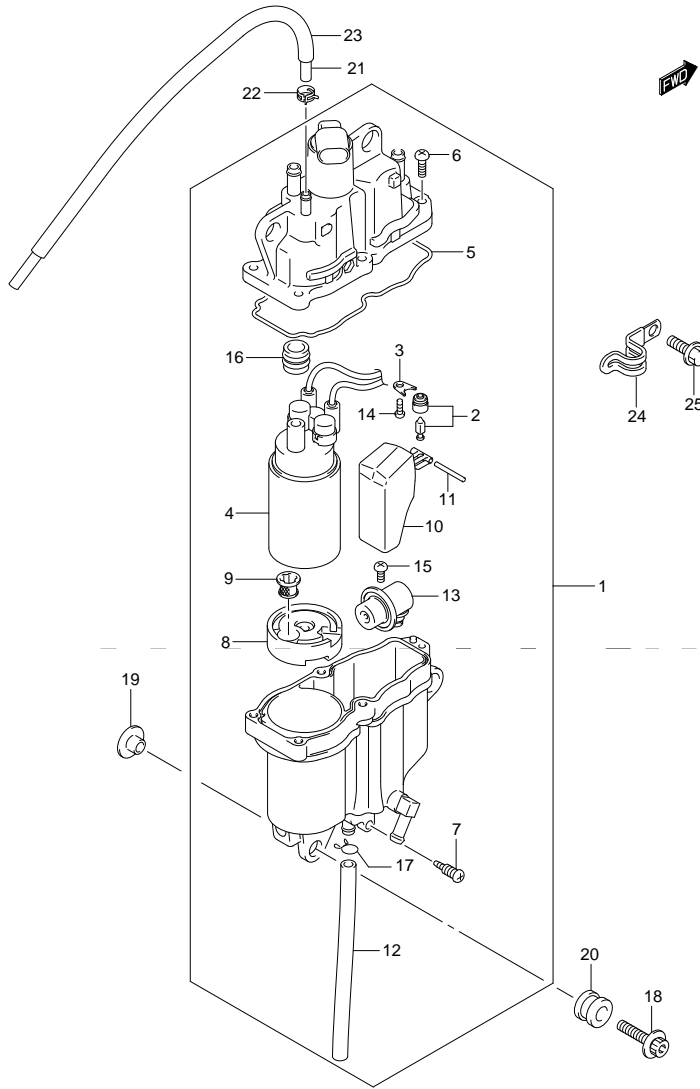


FIG. 29 (1-D-12) FUEL VAPOR SEPARATOR (DF70A F40)

REF NO.	PART NO.	DESCRIPTION	Q'TY	REMARKS
1	15600-87L30	SEPARATOR ASSY, FUEL VAPOR	1	
2	13370-99E10	·VALVE ASSY, NEEDLE	1	
3	13373-99E10	·PLATE	1	
4	15200-90J10	·PUMP ASSY, FUEL	1	
5	15626-90J10	·SEAL	1	
6	15628-99E00	·SCREW (L:15)	5	
7	15629-99E10	·SCREW, DRAIN	1	
8	15641-90J10	·SPACER	1	
9	15642-90J00	·FILTER	1	
10	15650-99E00	·FLOAT	1	
11	15654-99E00	·PIN	1	
12	15683-87J00	·HOSE, DRAIN	1	L:240->120
13	15760-87L00	·REGULATOR	1	
14	13614-89J00	·SCREW	1	
15	15631-99E10	·SCREW	1	
16	15647-93J10	·BUSH	1	
17	13671-13F00	·CLIP	1	
18	09116-06202	BOLT (6X25)	3	
19	09169-06075	WASHER	3	
20	09320-09039	CUSHION	3	
21	09352-50823-600	HOSE (5X8.2X600)	1	L:600->460
22	09401-08412	CLIP	1	
23	18498-87JC0	PROTECTOR, EVAP HOSE	1	L:450->390
24	09403-12320	CLAMP	1	
25	01550-06127	BOLT	1	

FIG.30

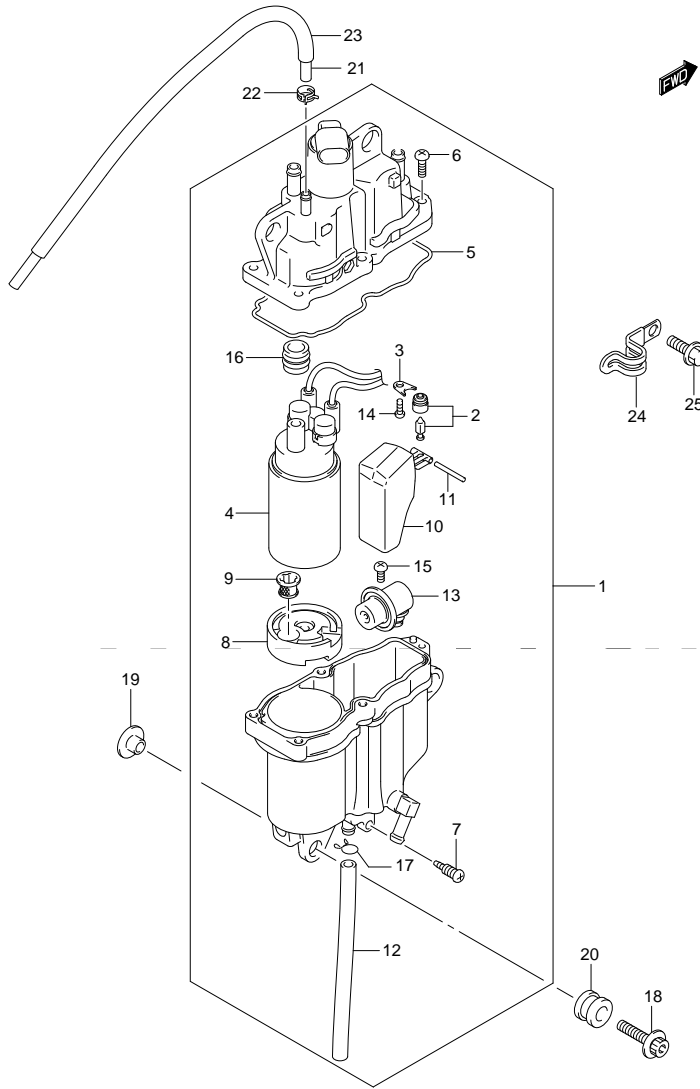


FIG. 30 (1-D-13) FUEL VAPOR SEPARATOR (DF70ATH E01)

REF NO.	PART NO.	DESCRIPTION	Q'TY	REMARKS
1	15600-87L20	SEPARATOR ASSY, FUEL VAPOR	1	
2	13370-99E00	·VALVE ASSY, NEEDLE	1	
3	13373-39110	·PLATE	1	
4	15200-90J00	·PUMP ASSY, FUEL	1	
5	15626-90J00	·SEAL	1	
6	15628-99E00	·SCREW (L:15)	5	
7	15629-99E10	·SCREW, DRAIN	1	
8	15641-90J00	·SPACER	1	
9	15642-90J00	·FILTER	1	
10	15650-99E00	·FLOAT	1	
11	15654-99E00	·PIN	1	
12	15683-87J00	·HOSE, DRAIN	1	L:240->120
13	15760-87L00	·REGULATOR	1	
14	02112-0408A	·SCREW	1	
15	02112-0510A	·SCREW	1	
16	15647-93J00	·BUSH	1	
17	13671-13F00	·CLIP	1	
18	09116-06202	BOLT (6X25)	3	
19	09169-06075	WASHER	3	
20	09320-09039	CUSHION	3	
21	09352-50823-600	HOSE (5X8.2X600)	1	L:600->460
22	09401-08412	CLIP	1	
23	18498-87J00	PROTECTOR, EVAP HOSE	1	L:450->390
24	09403-12320	CLAMP	1	
25	01550-06127	BOLT	1	

FIG.31

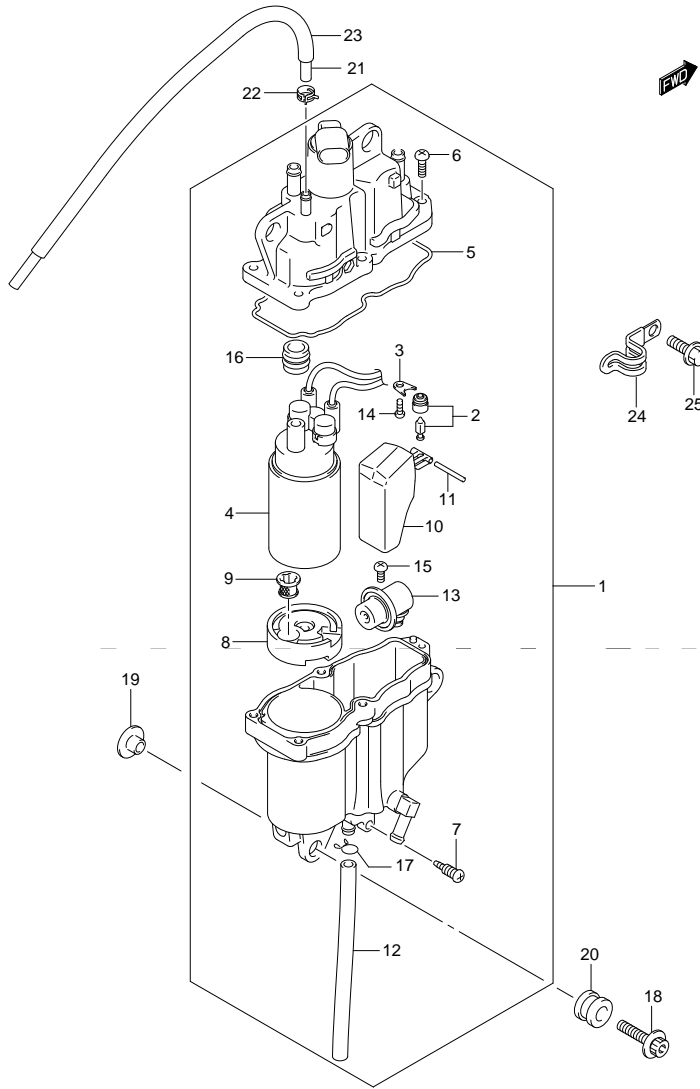


FIG. 31 (1-D-14) FUEL VAPOR SEPARATOR (DF70ATH F40)

REF NO.	PART NO.	DESCRIPTION	Q'TY	REMARKS
1	15600-87L30	SEPARATOR ASSY, FUEL VAPOR	1	
2	13370-99E10	·VALVE ASSY, NEEDLE	1	
3	13373-99E10	·PLATE	1	
4	15200-90J10	·PUMP ASSY, FUEL	1	
5	15626-90J10	·SEAL	1	
6	15628-99E00	·SCREW (L:15)	5	
7	15629-99E10	·SCREW, DRAIN	1	
8	15641-90J10	·SPACER	1	
9	15642-90J00	·FILTER	1	
10	15650-99E00	·FLOAT	1	
11	15654-99E00	·PIN	1	
12	15683-87J00	·HOSE, DRAIN	1	L:240->120
13	15760-87L00	·REGULATOR	1	
14	13614-89J00	·SCREW	1	
15	15631-99E10	·SCREW	1	
16	15647-93J10	·BUSH	1	
17	13671-13F00	·CLIP	1	
18	09116-06202	BOLT (6X25)	3	
19	09169-06075	WASHER	3	
20	09320-09039	CUSHION	3	
21	09352-50823-600	HOSE (5X8.2X600)	1	L:600->460
22	09401-08412	CLIP	1	
23	18498-87JC0	PROTECTOR, EVAP HOSE	1	L:450->390
24	09403-12320	CLAMP	1	
25	01550-06127	BOLT	1	

FIG.32

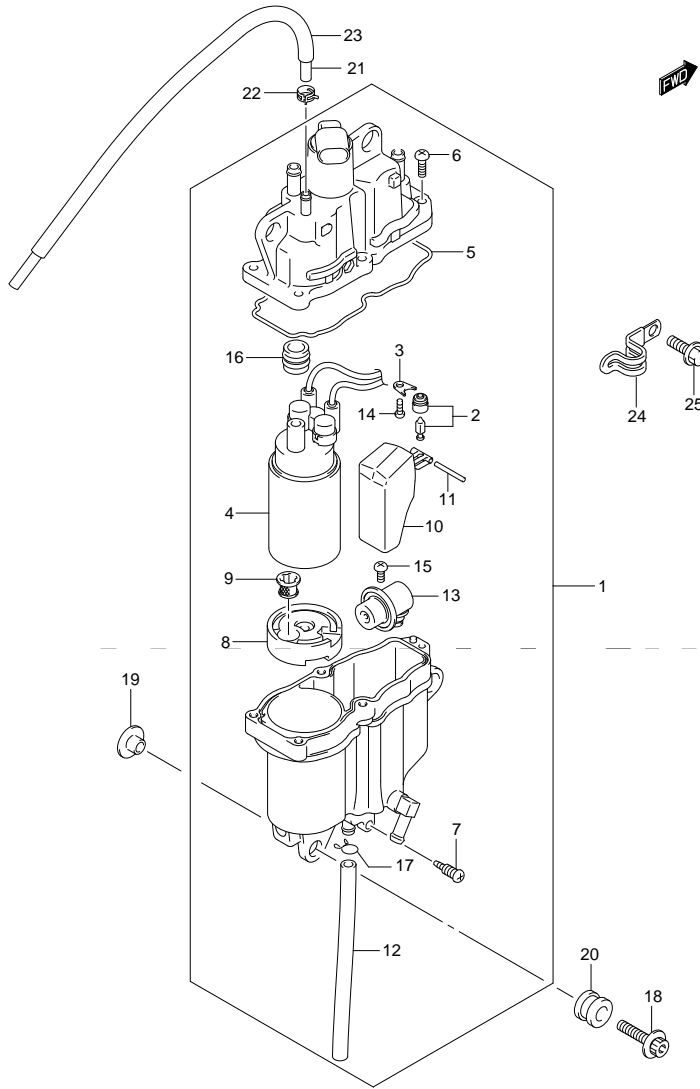


FIG. 32 (1-D-15) FUEL VAPOR SEPARATOR (DF80A E01)

REF NO.	PART NO.	DESCRIPTION	Q'TY	REMARKS
1	15600-87L20	SEPARATOR ASSY, FUEL VAPOR	1	
2	13370-99E00	·VALVE ASSY, NEEDLE	1	
3	13373-39110	·PLATE	1	
4	15200-90J00	·PUMP ASSY, FUEL	1	
5	15626-90J00	·SEAL	1	
6	15628-99E00	·SCREW (L:15)	5	
7	15629-99E10	·SCREW, DRAIN	1	
8	15641-90J00	·SPACER	1	
9	15642-90J00	·FILTER	1	
10	15650-99E00	·FLOAT	1	
11	15654-99E00	·PIN	1	
12	15683-87J00	·HOSE, DRAIN	1	L:240->120
13	15760-87L00	·REGULATOR	1	
14	02112-0408A	·SCREW	1	
15	02112-0510A	·SCREW	1	
16	15647-93J00	·BUSH	1	
17	13671-13F00	·CLIP	1	
18	09116-06202	BOLT (6X25)	3	
19	09169-06075	WASHER	3	
20	09320-09039	CUSHION	3	
21	09352-50823-600	HOSE (5X8.2X600)	1	L:600->460
22	09401-08412	CLIP	1	
23	18498-87JC0	PROTECTOR, EVAP HOSE	1	L:450->390
24	09403-12320	CLAMP	1	
25	01550-06127	BOLT	1	

FIG.33

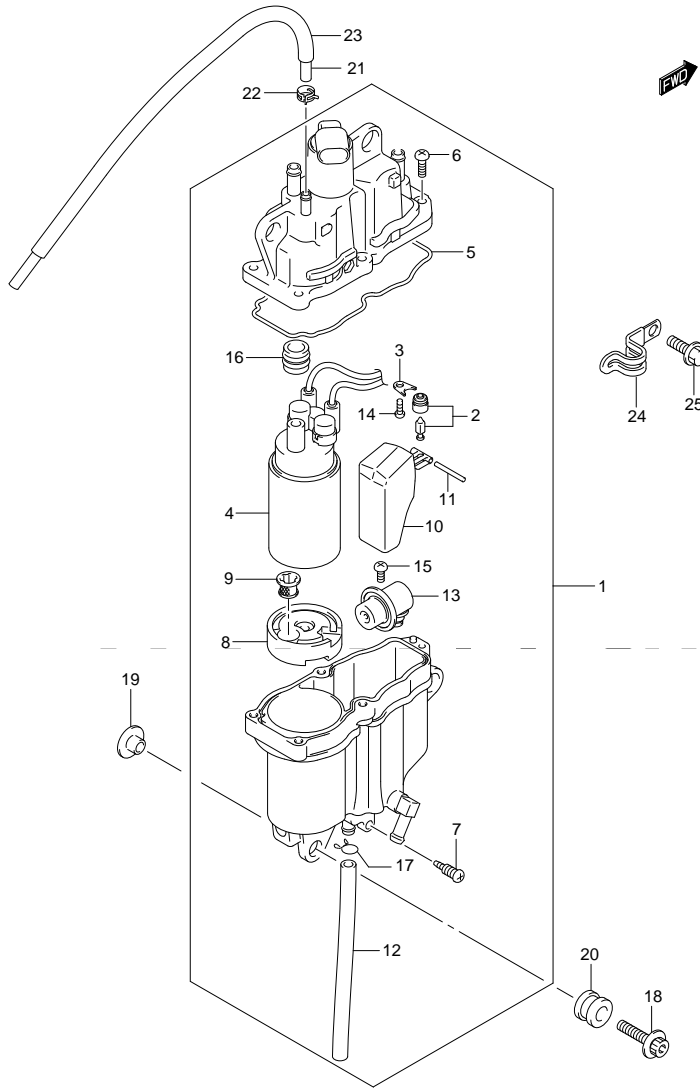


FIG. 33 (1-E-2) FUEL VAPOR SEPARATOR (DF80A F40)

REF NO.	PART NO.	DESCRIPTION	Q'TY	REMARKS
1	15600-87L30	SEPARATOR ASSY, FUEL VAPOR	1	
2	13370-99E10	·VALVE ASSY, NEEDLE	1	
3	13373-99E10	·PLATE	1	
4	15200-90J10	·PUMP ASSY, FUEL	1	
5	15626-90J10	·SEAL	1	
6	15628-99E00	·SCREW (L:15)	5	
7	15629-99E10	·SCREW, DRAIN	1	
8	15641-90J10	·SPACER	1	
9	15642-90J00	·FILTER	1	
10	15650-99E00	·FLOAT	1	
11	15654-99E00	·PIN	1	
12	15683-87J00	·HOSE, DRAIN	1	L:240->120
13	15760-87L00	·REGULATOR	1	
14	13614-89J00	·SCREW	1	
15	15631-99E10	·SCREW	1	
16	15647-93J10	·BUSH	1	
17	13671-13F00	·CLIP	1	
18	09116-06202	BOLT (6X25)	3	
19	09169-06075	WASHER	3	
20	09320-09039	CUSHION	3	
21	09352-50823-600	HOSE (5X8.2X600)	1	L:600->460
22	09401-08412	CLIP	1	
23	18498-87J00	PROTECTOR, EVAP HOSE	1	L:450->390
24	09403-12320	CLAMP	1	
25	01550-06127	BOLT	1	

FIG.34

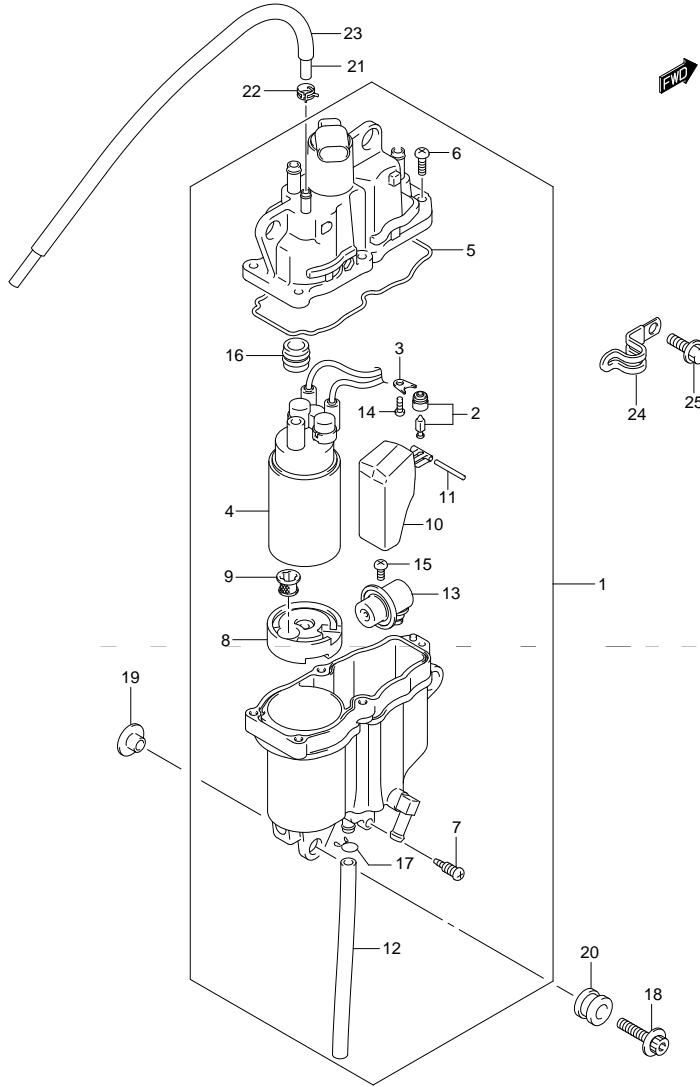
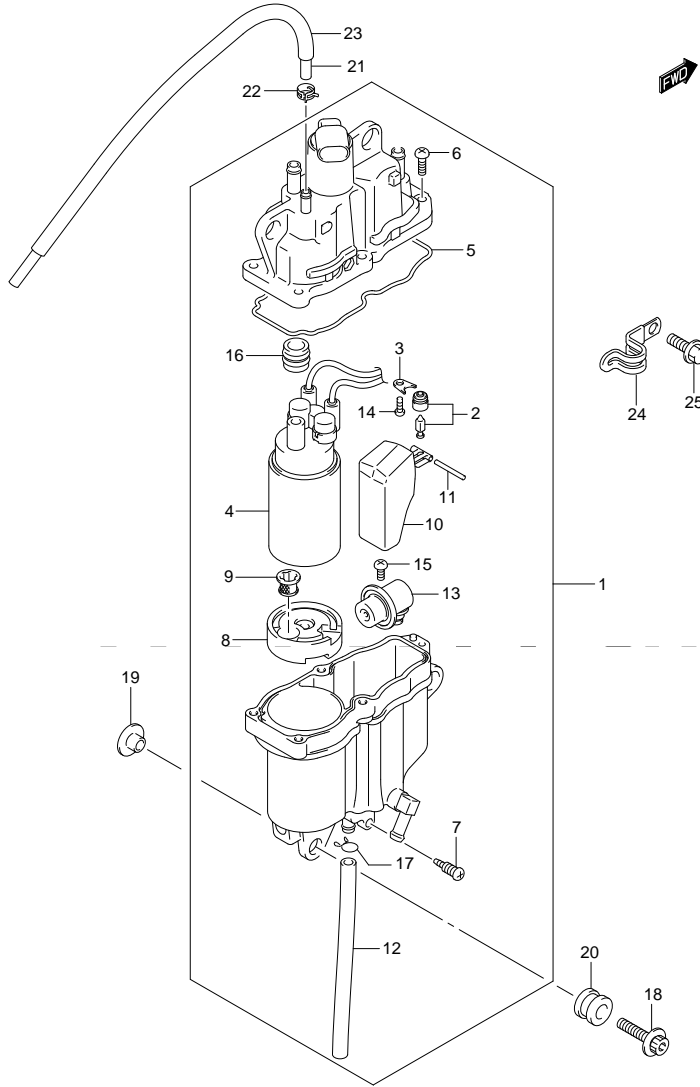


FIG. 34 (1-E-3) FUEL VAPOR SEPARATOR (DF90A E01)

REF. NO.	PART NO.	DESCRIPTION	Q'TY	REMARKS
1	15600-87L20	SEPARATOR ASSY, FUEL VAPOR	1	
2	13370-99E00	·VALVE ASSY, NEEDLE	1	
3	13373-39110	·PLATE	1	
4	15200-90J00	·PUMP ASSY, FUEL	1	
5	15626-90J00	·SEAL	1	
6	15628-99E00	·SCREW (L:15)	5	
7	15629-99E10	·SCREW, DRAIN	1	
8	15641-90J00	·SPACER	1	
9	15642-90J00	·FILTER	1	
10	15650-99E00	·FLOAT	1	
11	15654-99E00	·PIN	1	
12	15683-87J00	·HOSE, DRAIN	1	L:240->120
13	15760-87L00	·REGULATOR	1	
14	02112-0408A	·SCREW	1	
15	02112-0510A	·SCREW	1	
16	15647-93J00	·BUSH	1	
17	13671-13F00	·CLIP	1	
18	09116-06202	BOLT (6X25)	3	
19	09169-06075	WASHER	3	
20	09320-09039	CUSHION	3	
21	09352-50823-600	HOSE (5X8.2X600)	1	L:600->460
22	09401-08412	CLIP	1	
23	18498-87JC0	PROTECTOR, EVAP HOSE	1	L:450->390
24	09403-12320	CLAMP	1	
25	01550-06127	BOLT	1	

FIG.35**FIG. 35 (1-E-4) FUEL VAPOR SEPARATOR (DF90A F40)**

REF NO.	PART NO.	DESCRIPTION	QTY	REMARKS
1	15600-87L30	SEPARATOR ASSY, FUEL VAPOR	1	
2	13370-99E10	·VALVE ASSY, NEEDLE	1	
3	13373-99E10	·PLATE	1	
4	15200-90J10	·PUMP ASSY, FUEL	1	
5	15626-90J10	·SEAL	1	
6	15628-99E00	·SCREW (L:15)	5	
7	15629-99E10	·SCREW, DRAIN	1	
8	15641-90J10	·SPACER	1	
9	15642-90J00	·FILTER	1	
10	15650-99E00	·FLOAT	1	
11	15654-99E00	·PIN	1	
12	15683-87J00	·HOSE, DRAIN	1	L:240->120
13	15760-87L00	·REGULATOR	1	
14	13614-89J00	·SCREW	1	
15	15631-99E10	·SCREW	1	
16	15647-93J10	·BUSH	1	
17	13671-13F00	·CLIP	1	
18	09116-06202	BOLT (6X25)	3	
19	09169-06075	WASHER	3	
20	09320-09039	CUSHION	3	
21	09352-50823-600	HOSE (5X8.2X600)	1	L:600->460
22	09401-08412	CLIP	1	
23	18498-87JC0	PROTECTOR, EVAP HOSE	1	L:450->390
24	09403-12320	CLAMP	1	
25	01550-06127	BOLT	1	

FIG.36

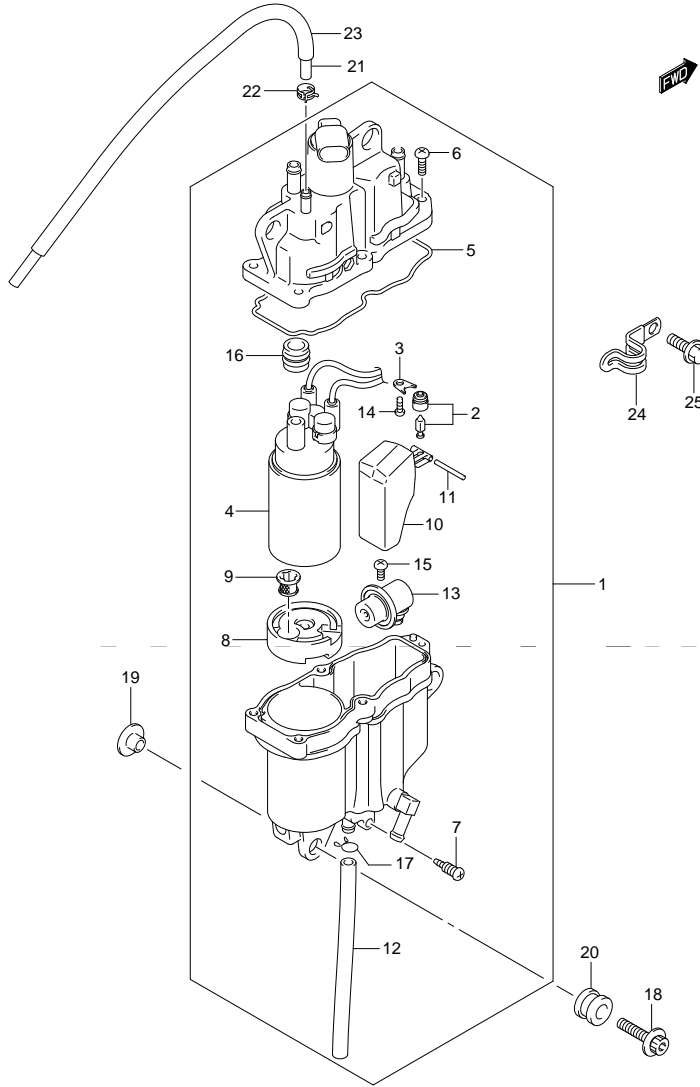


FIG. 36 (1-E-5) FUEL VAPOR SEPARATOR (DF90ATH E01)

REF NO.	PART NO.	DESCRIPTION	QTY	REMARKS
1	15600-87L20	SEPARATOR ASSY, FUEL VAPOR	1	
2	13370-99E00	·VALVE ASSY, NEEDLE	1	
3	13373-39110	·PLATE	1	
4	15200-90J00	·PUMP ASSY, FUEL	1	
5	15626-90J00	·SEAL	1	
6	15628-99E00	·SCREW (L:15)	5	
7	15629-99E10	·SCREW, DRAIN	1	
8	15641-90J00	·SPACER	1	
9	15642-90J00	·FILTER	1	
10	15650-99E00	·FLOAT	1	
11	15654-99E00	·PIN	1	
12	15683-87J00	·HOSE, DRAIN	1	L:240->120
13	15760-87L00	·REGULATOR	1	
14	02112-0408A	·SCREW	1	
15	02112-0510A	·SCREW	1	
16	15647-93J00	·BUSH	1	
17	13671-13F00	·CLIP	1	
18	09116-06202	BOLT (6X25)	3	
19	09169-06075	WASHER	3	
20	09320-09039	CUSHION	3	
21	09352-50823-600	HOSE (5X8.2X600)	1	L:600->460
22	09401-08412	CLIP	1	
23	18498-87J00	PROTECTOR, EVAP HOSE	1	L:450->390
24	09403-12320	CLAMP	1	
25	01550-06127	BOLT	1	

FIG.37

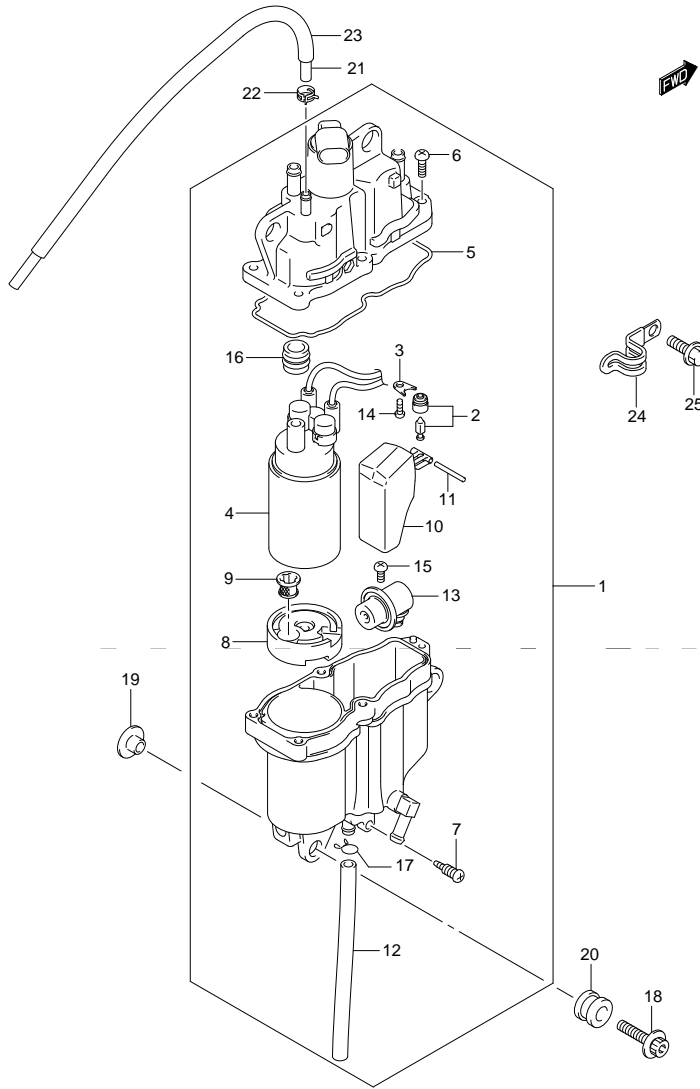


FIG. 37 (1-E-6) FUEL VAPOR SEPARATOR (DF90ATH E40)

REF NO.	PART NO.	DESCRIPTION	Q'TY	REMARKS
1	15600-87L30	SEPARATOR ASSY, FUEL VAPOR	1	
2	13370-99E10	·VALVE ASSY, NEEDLE	1	
3	13373-99E10	·PLATE	1	
4	15200-90J10	·PUMP ASSY, FUEL	1	
5	15626-90J10	·SEAL	1	
6	15628-99E00	·SCREW (L:15)	5	
7	15629-99E10	·SCREW, DRAIN	1	
8	15641-90J10	·SPACER	1	
9	15642-90J00	·FILTER	1	
10	15650-99E00	·FLOAT	1	
11	15654-99E00	·PIN	1	
12	15683-87J00	·HOSE, DRAIN	1	L:240->120
13	15760-87L00	·REGULATOR	1	
14	13614-89J00	·SCREW	1	
15	15631-99E10	·SCREW	1	
16	15647-93J10	·BUSH	1	
17	13671-13F00	·CLIP	1	
18	09116-06202	BOLT (6X25)	3	
19	09169-06075	WASHER	3	
20	09320-09039	CUSHION	3	
21	09352-50823-600	HOSE (5X8.2X600)	1	L:600->460
22	09401-08412	CLIP	1	
23	18498-87J00	PROTECTOR, EVAP HOSE	1	L:450->390
24	09403-12320	CLAMP	1	
25	01550-06127	BOLT	1	

FIG.38

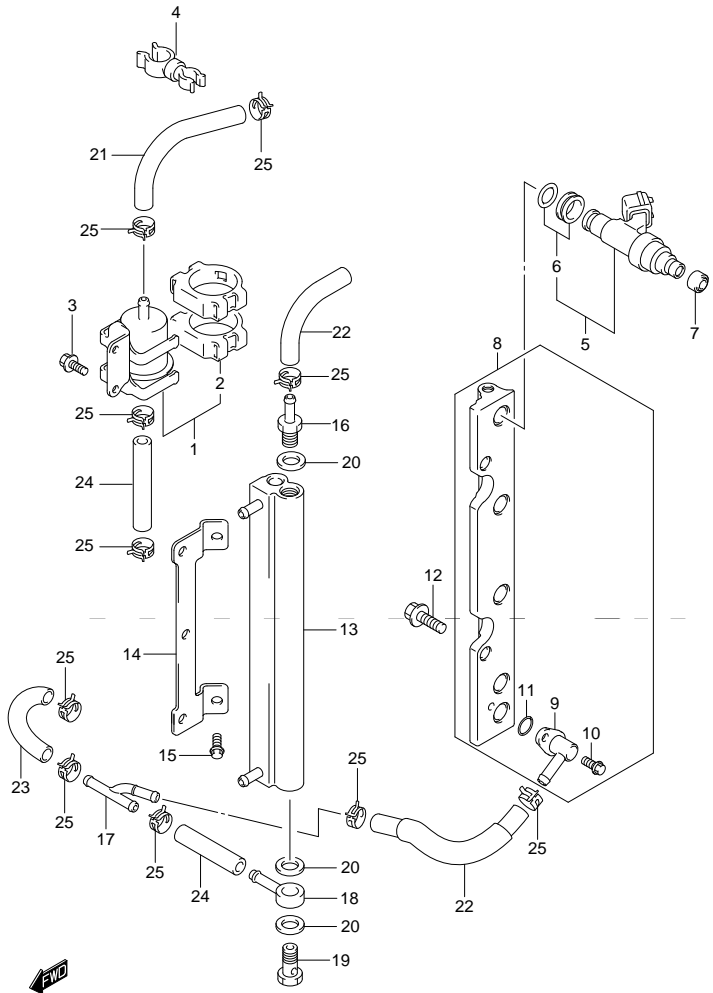


FIG. 38 (1-E-7) FUEL INJECTOR (DF70A E01)

REF NO.	PART NO.	DESCRIPTION	QTY	REMARKS
1	15440-87L10	FILTER ASSY, FUEL	1	
2	15422-96J00	CLAMP	2	
3	01550-06167	BOLT	2	
4	09408-00233	CLAMP	1	
5	15710-82K50	INJECTOR ASSY, FUEL	4	
6	15716-65DT0	GROMMET SET, FUEL INJECTOR	4	
7	09320-08062	CUSHION	4	
8	15750-87L10	PIPE, DELIVERY	1	
9	15830-87L00	JOINT, FUEL MAIN	1	
10	09103-06281	BOLT (6X14)	1	
11	09280-08012	O RING (D:1.9,ID:7.8)	1	
12	01550-08257	BOLT	2	
13	15770-87L00	COOLER, FUEL	1	
14	15775-87L00	BRACKET, FUEL COOLER	1	
15	01550-06167	BOLT	5	
16	15773-90J00	UNION, FUEL HOSE	1	
17	15830-93J00	UNION, 3 WAY FUEL HOSE	1	
18	09363-08004	UNION	1	
19	09360-12008	UNION	1	
20	09168-12013	GASKET (11.8X22X1.2)	3	
21	15681-87L30	HOSE (FILTER TO COOLER)	1	
22	15681-87L40	HOSE (3 WAY TO DLVY)	1	
23	15682-87L20	HOSE (3 WAY TO SEPARATOR)	1	
24	09343-75001-600	HOSE (7.5X13.5X600)	2	
25	09401-11425	CLIP	10	

FIG.39

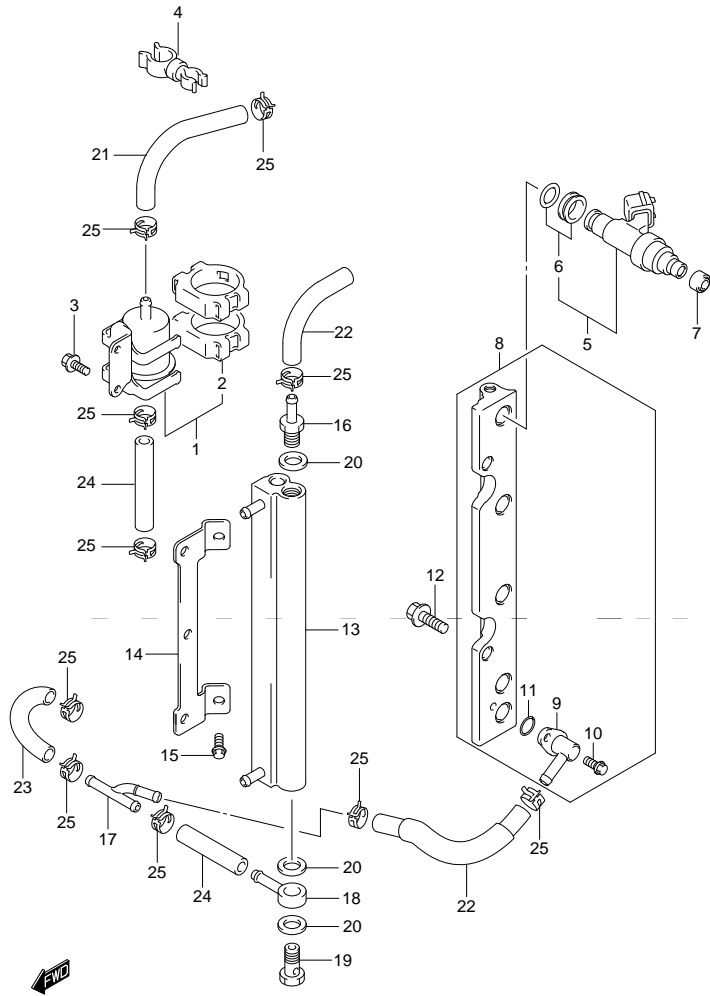


FIG.39 (1-E-8) FUEL INJECTOR (DF70A E40)

REF NO.	PART NO.	DESCRIPTION	Q'TY	REMARKS
1	15440-87L20	FILTER ASSY, FUEL	1	
2	15422-96J00	CLAMP	2	
3	01550-06167	BOLT	2	
4	09408-00233	CLAMP	1	
5	15710-82K50	INJECTOR ASSY, FUEL	4	
6	15716-65DT0	GROMMET SET, FUEL INJECTOR	4	
7	09320-08062	CUSHION	4	
8	15750-87L20	PIPE, DELIVERY	1	
9	15830-87L10	JOINT, FUEL MAIN	1	
10	09103-06281	BOLT (6X14)	1	
11	09280-08012	O RING (D:1.9,ID:7.8)	1	
12	01550-08257	BOLT	2	
13	15770-87L00	COOLER, FUEL	1	
14	15775-87L00	BRACKET, FUEL COOLER	1	
15	01550-06167	BOLT	5	
16	15773-90J00	UNION, FUEL HOSE	1	
17	15830-93J00	UNION, 3 WAY FUEL HOSE	1	
18	15830-90J00	UNION, FUEL HOSE	1	
19	09360-12013	UNION	1	
20	15762-90J00	GASKET, UNION	3	
21	15681-87L30	HOSE (FILTER TO COOLER)	1	
22	15681-87L40	HOSE (3 WAY TO DLVY)	1	
23	15682-87L20	HOSE (3 WAY TO SEPARATOR)	1	
24	09343-75001-600	HOSE (7.5X13.5X600)	2	
25	09401-11425	CLIP	10	

FIG.40

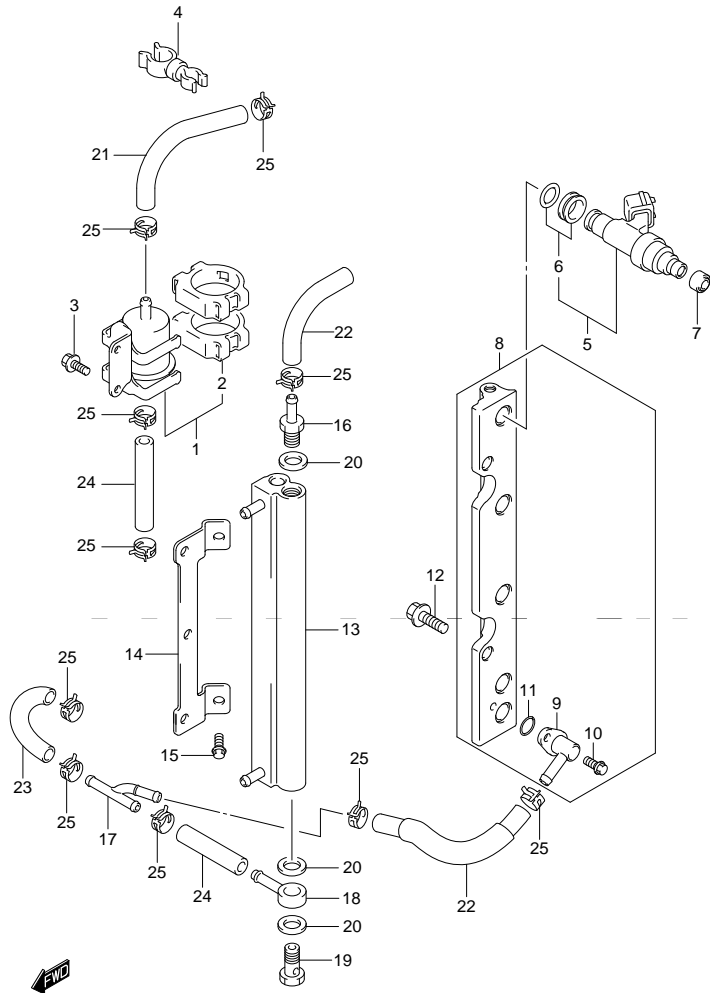


FIG. 40 (1-E-9) FUEL INJECTOR (DF70ATH E01)

REF NO.	PART NO.	DESCRIPTION	Q'TY	REMARKS
1	15440-87L10	FILTER ASSY, FUEL	1	
2	15422-96J00	CLAMP	2	
3	01550-06167	BOLT	2	
4	09408-00233	CLAMP	1	
5	15710-82K50	INJECTOR ASSY, FUEL	4	
6	15716-65DT0	GROMMET SET, FUEL INJECTOR	4	
7	09320-08062	CUSHION	4	
8	15750-87L10	PIPE, DELIVERY	1	
9	15830-87L00	JOINT, FUEL MAIN	1	
10	09103-06281	BOLT (6X14)	1	
11	09280-08012	O RING (D:1.9,ID:7.8)	1	
12	01550-08257	BOLT	2	
13	15770-87L00	COOLER, FUEL	1	
14	15775-87L00	BRACKET, FUEL COOLER	1	
15	01550-06167	BOLT	5	
16	15773-90J00	UNION, FUEL HOSE	1	
17	15830-93J00	UNION, 3 WAY FUEL HOSE	1	
18	09363-08004	UNION	1	
19	09360-12008	UNION	1	
20	09168-12013	GASKET (11.8X22X1.2)	3	
21	15681-87L30	HOSE (FILTER TO COOLER)	1	
22	15681-87L40	HOSE (3 WAY TO DLVY)	1	
23	15682-87L20	HOSE (3 WAY TO SEPARATOR)	1	
24	09343-75001-600	HOSE (7.5X13.5X600)	2	
25	09401-11425	CLIP	10	

FIG.41

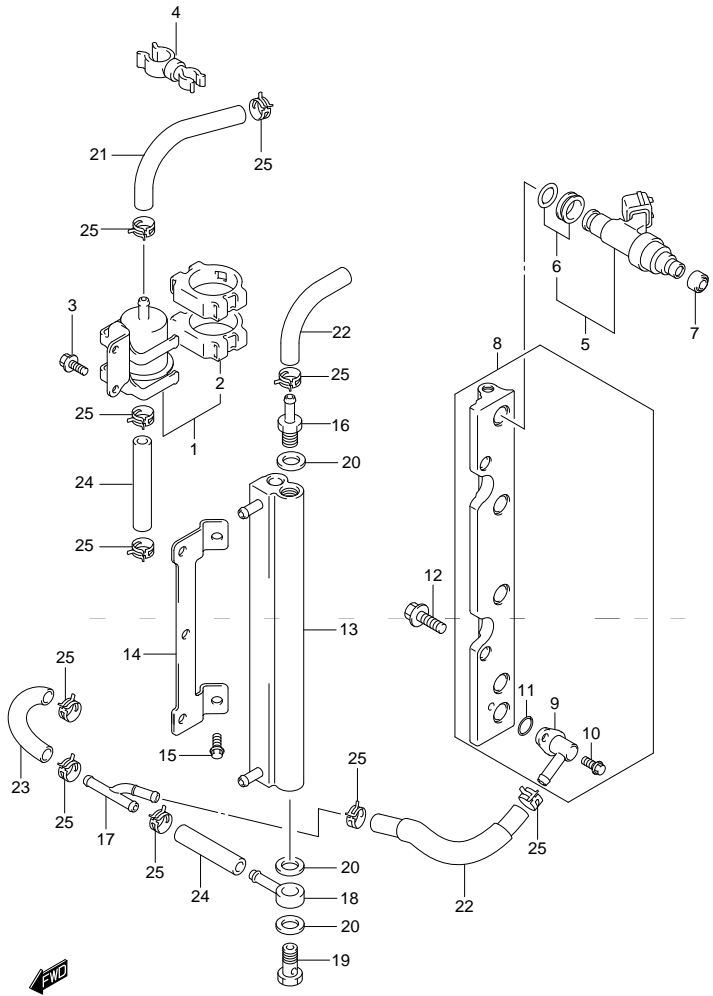


FIG.41 (1-E-10) FUEL INJECTOR (DF70ATH E40)

REF NO.	PART NO.	DESCRIPTION	Q'TY	REMARKS
1	15440-87L20	FILTER ASSY, FUEL	1	
2	15422-96J00	CLAMP	2	
3	01550-06167	BOLT	2	
4	09408-00233	CLAMP	1	
5	15710-82K50	INJECTOR ASSY, FUEL	4	
6	15716-65DT0	GROMMET SET, FUEL INJECTOR	4	
7	09320-08062	CUSHION	4	
8	15750-87L20	PIPE, DELIVERY	1	
9	15830-87L10	JOINT, FUEL MAIN	1	
10	09103-06281	BOLT (6X14)	1	
11	09280-08012	O RING (D:1.9,ID:7.8)	1	
12	01550-08257	BOLT	2	
13	15770-87L00	COOLER, FUEL	1	
14	15775-87L00	BRACKET, FUEL COOLER	1	
15	01550-06167	BOLT	5	
16	15773-90J00	UNION, FUEL HOSE	1	
17	15830-93J00	UNION, 3 WAY FUEL HOSE	1	
18	15830-90J00	UNION, FUEL HOSE	1	
19	09360-12013	UNION	1	
20	15762-90J00	GASKET, UNION	3	
21	15681-87L30	HOSE (FILTER TO COOLER)	1	
22	15681-87L40	HOSE (3 WAY TO DLVY)	1	
23	15682-87L20	HOSE (3 WAY TO SEPARATOR)	1	
24	09343-75001-600	HOSE (7.5X13.5X600)	2	
25	09401-11425	CLIP	10	

FIG.42

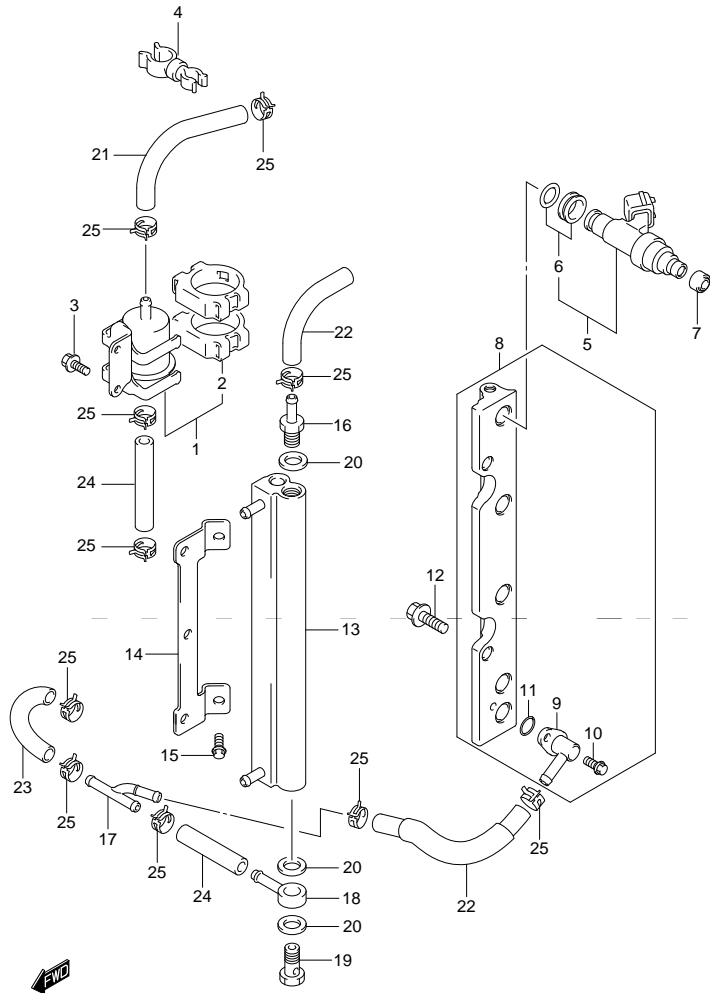


FIG.42 (1-E-11) FUEL INJECTOR (DF80A E01)

REF NO.	PART NO.	DESCRIPTION	QTY	REMARKS
1	15440-87L10	FILTER ASSY, FUEL	1	
2	15422-96J00	CLAMP	2	
3	01550-06167	BOLT	2	
4	09408-00233	CLAMP	1	
5	15710-82K50	INJECTOR ASSY, FUEL	4	
6	15716-65DT0	GROMMET SET, FUEL INJECTOR	4	
7	09320-08062	CUSHION	4	
8	15750-87L10	PIPE, DELIVERY	1	
9	15830-87L00	JOINT, FUEL MAIN	1	
10	09103-06281	BOLT (6X14)	1	
11	09280-08012	O RING (D:1.9,ID:7.8)	1	
12	01550-08257	BOLT	2	
13	15770-87L00	COOLER, FUEL	1	
14	15775-87L00	BRACKET, FUEL COOLER	1	
15	01550-06167	BOLT	5	
16	15773-90J00	UNION, FUEL HOSE	1	
17	15830-93J00	UNION, 3 WAY FUEL HOSE	1	
18	09363-08004	UNION	1	
19	09360-12008	UNION	1	
20	09168-12013	GASKET (11.8X22X1.2)	3	
21	15681-87L30	HOSE (FILTER TO COOLER)	1	
22	15681-87L40	HOSE (3 WAY TO DLVY)	1	
23	15682-87L20	HOSE (3 WAY TO SEPARATOR)	1	
24	09343-75001-600	HOSE (7.5X13.5X600)	2	
25	09401-11425	CLIP	10	

FIG.43

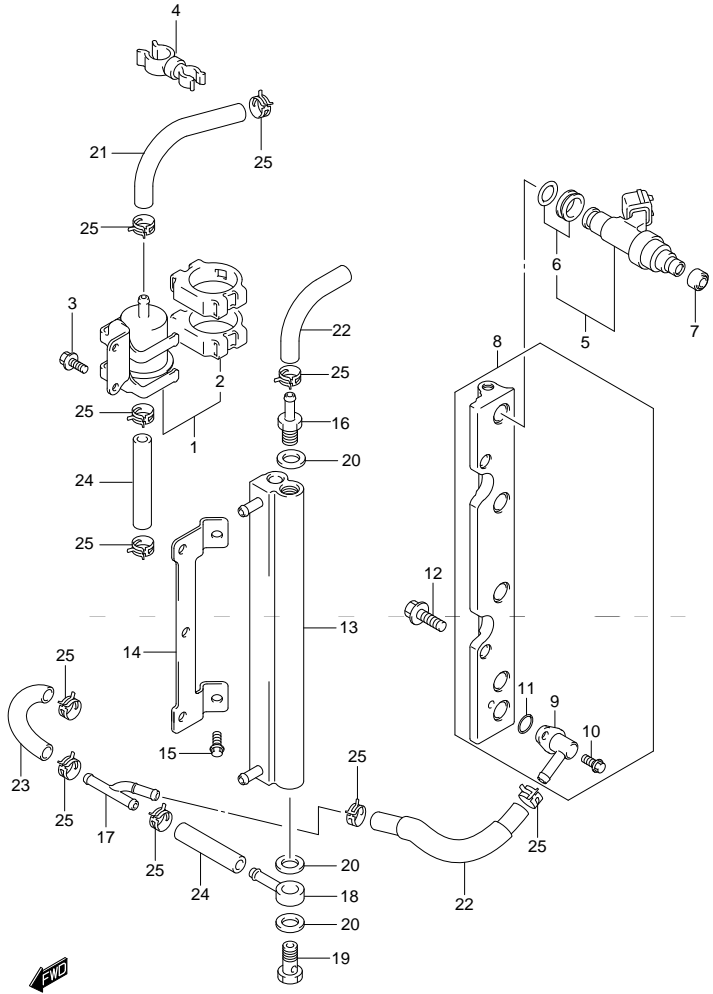


FIG.43 (1-E-12) FUEL INJECTOR (DF80A F40)

REF NO.	PART NO.	DESCRIPTION	Q'TY	REMARKS
1	15440-87L20	FILTER ASSY, FUEL	1	
2	15422-96J00	CLAMP	2	
3	01550-06167	BOLT	2	
4	09408-00233	CLAMP	1	
5	15710-82K50	INJECTOR ASSY, FUEL	4	
6	15716-65DT0	GROMMET SET, FUEL INJECTOR	4	
7	09320-08062	CUSHION	4	
8	15750-87L20	PIPE, DELIVERY	1	
9	15830-87L10	JOINT, FUEL MAIN	1	
10	09103-06281	BOLT (6X14)	1	
11	09280-08012	O RING (D:1.9,ID:7.8)	1	
12	01550-08257	BOLT	2	
13	15770-87L00	COOLER, FUEL	1	
14	15775-87L00	BRACKET, FUEL COOLER	1	
15	01550-06167	BOLT	5	
16	15773-90J00	UNION, FUEL HOSE	1	
17	15830-93J00	UNION, 3 WAY FUEL HOSE	1	
18	15830-90J00	UNION, FUEL HOSE	1	
19	09360-12013	UNION	1	
20	15762-90J00	GASKET, UNION	3	
21	15681-87L30	HOSE (FILTER TO COOLER)	1	
22	15681-87L40	HOSE (3 WAY TO DLVY)	1	
23	15682-87L20	HOSE (3 WAY TO SEPARATOR)	1	
24	09343-75001-600	HOSE (7.5X13.5X600)	2	
25	09401-11425	CLIP	10	

FIG.44

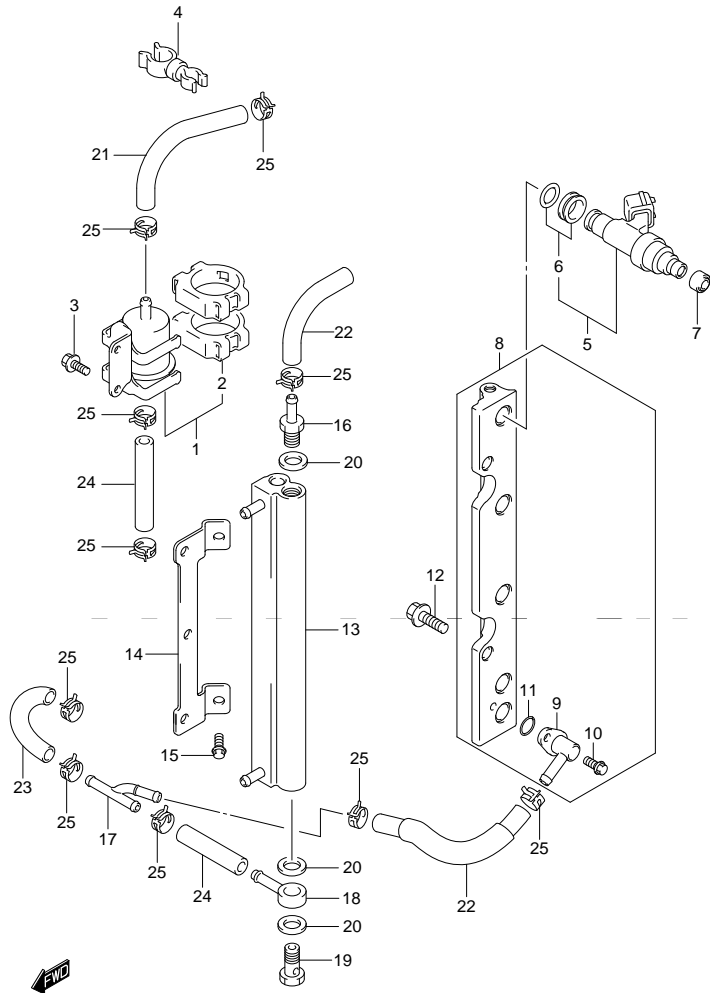


FIG.44 (1-E-13) FUEL INJECTOR (DF90A E01)

REF NO.	PART NO.	DESCRIPTION	QTY	REMARKS
1	15440-87L10	FILTER ASSY, FUEL	1	
2	15422-96J00	CLAMP	2	
3	01550-06167	BOLT	2	
4	09408-00233	CLAMP	1	
5	15710-82K50	INJECTOR ASSY, FUEL	4	
6	15716-65DT0	GROMMET SET, FUEL INJECTOR	4	
7	09320-08062	CUSHION	4	
8	15750-87L10	PIPE, DELIVERY	1	
9	15830-87L00	JOINT, FUEL MAIN	1	
10	09103-06281	BOLT (6X14)	1	
11	09280-08012	O RING (D:1.9,ID:7.8)	1	
12	01550-08257	BOLT	2	
13	15770-87L00	COOLER, FUEL	1	
14	15775-87L00	BRACKET, FUEL COOLER	1	
15	01550-06167	BOLT	5	
16	15773-90J00	UNION, FUEL HOSE	1	
17	15830-93J00	UNION, 3 WAY FUEL HOSE	1	
18	09363-08004	UNION	1	
19	09360-12008	UNION	1	
20	09168-12013	GASKET (11.8X22X1.2)	3	
21	15681-87L30	HOSE (FILTER TO COOLER)	1	
22	15681-87L40	HOSE (3 WAY TO DLVY)	1	
23	15682-87L20	HOSE (3 WAY TO SEPARATOR)	1	
24	09343-75001-600	HOSE (7.5X13.5X600)	2	
25	09401-11425	CLIP	10	

FIG.45

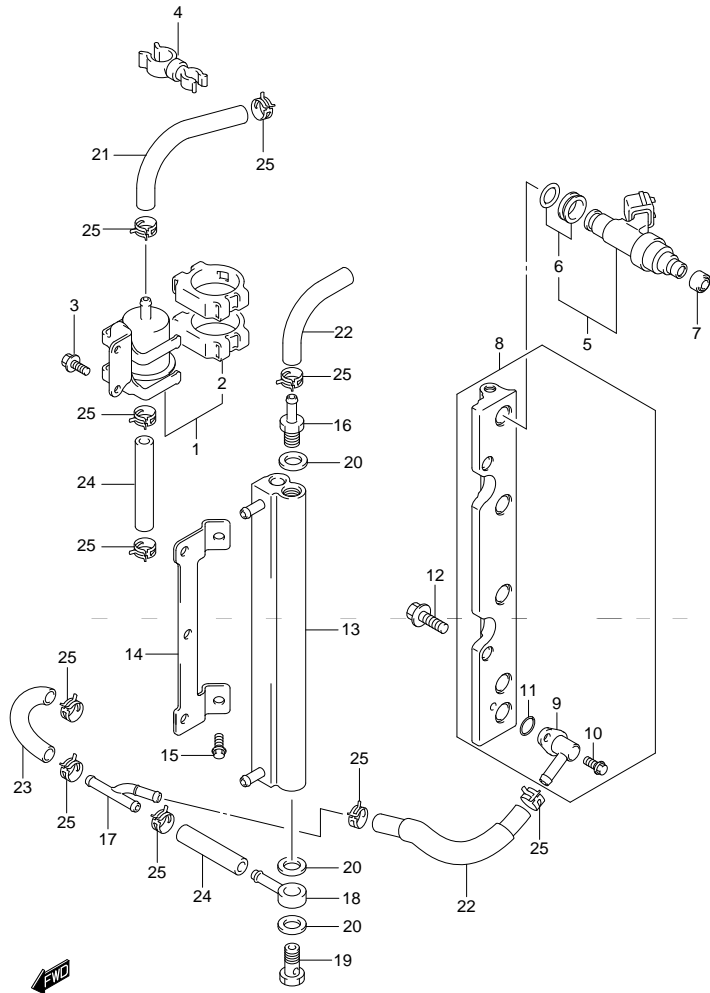


FIG.45 (1-E-14) FUEL INJECTOR (DF90A F40)

REF NO.	PART NO.	DESCRIPTION	QTY	REMARKS
1	15440-87L20	FILTER ASSY, FUEL	1	
2	15422-96J00	CLAMP	2	
3	01550-06167	BOLT	2	
4	09408-00233	CLAMP	1	
5	15710-82K50	INJECTOR ASSY, FUEL	4	
6	15716-65DT0	GROMMET SET, FUEL INJECTOR	4	
7	09320-08062	CUSHION	4	
8	15750-87L20	PIPE, DELIVERY	1	
9	15830-87L10	JOINT, FUEL MAIN	1	
10	09103-06281	BOLT (6X14)	1	
11	09280-08012	O RING (D:1.9,ID:7.8)	1	
12	01550-08257	BOLT	2	
13	15770-87L00	COOLER, FUEL	1	
14	15775-87L00	BRACKET, FUEL COOLER	1	
15	01550-06167	BOLT	5	
16	15773-90J00	UNION, FUEL HOSE	1	
17	15830-93J00	UNION, 3 WAY FUEL HOSE	1	
18	15830-90J00	UNION, FUEL HOSE	1	
19	09360-12013	UNION	1	
20	15762-90J00	GASKET, UNION	3	
21	15681-87L30	HOSE (FILTER TO COOLER)	1	
22	15681-87L40	HOSE (3 WAY TO DLVY)	1	
23	15682-87L20	HOSE (3 WAY TO SEPARATOR)	1	
24	09343-75001-600	HOSE (7.5X13.5X600)	2	
25	09401-11425	CLIP	10	

FIG.46

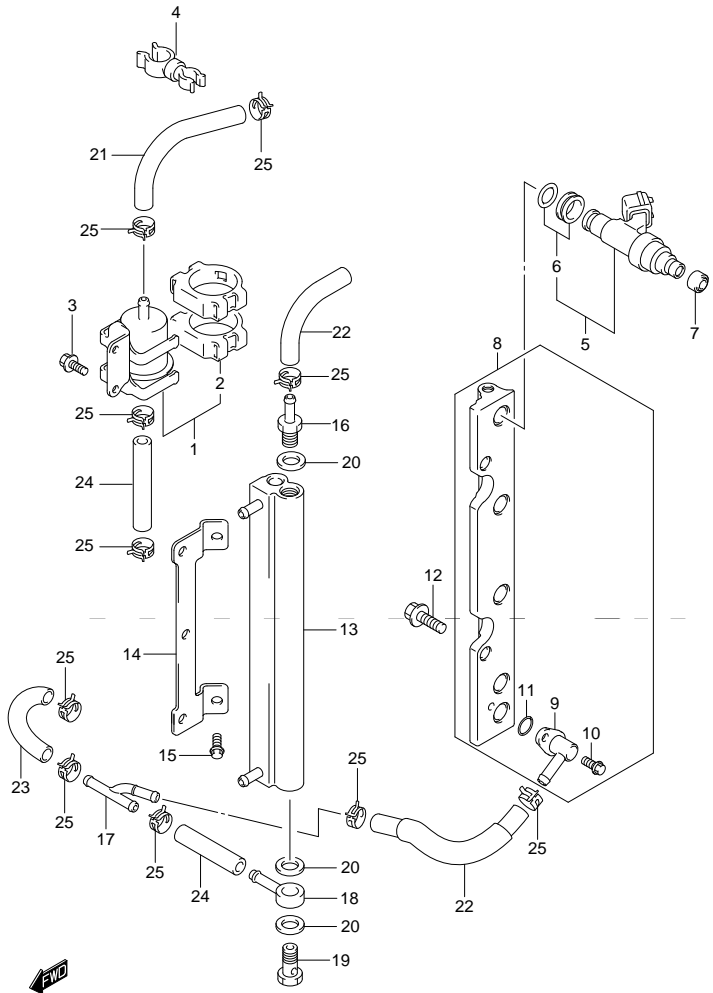


FIG.46 (1-E-15) FUEL INJECTOR (DF90ATH E01)

REF NO.	PART NO.	DESCRIPTION	QTY	REMARKS
1	15440-87L10	FILTER ASSY, FUEL	1	
2	15422-96J00	CLAMP	2	
3	01550-06167	BOLT	2	
4	09408-00233	CLAMP	1	
5	15710-82K50	INJECTOR ASSY, FUEL	4	
6	15716-65DT0	GROMMET SET, FUEL INJECTOR	4	
7	09320-08062	CUSHION	4	
8	15750-87L10	PIPE, DELIVERY	1	
9	15830-87L00	JOINT, FUEL MAIN	1	
10	09103-06281	BOLT (6X14)	1	
11	09280-08012	O RING (D:1.9,ID:7.8)	1	
12	01550-08257	BOLT	2	
13	15770-87L00	COOLER, FUEL	1	
14	15775-87L00	BRACKET, FUEL COOLER	1	
15	01550-06167	BOLT	5	
16	15773-90J00	UNION, FUEL HOSE	1	
17	15830-93J00	UNION, 3 WAY FUEL HOSE	1	
18	09363-08004	UNION	1	
19	09360-12008	UNION	1	
20	09168-12013	GASKET (11.8X22X1.2)	3	
21	15681-87L30	HOSE (FILTER TO COOLER)	1	
22	15681-87L40	HOSE (3 WAY TO DLVY)	1	
23	15682-87L20	HOSE (3 WAY TO SEPARATOR)	1	
24	09343-75001-600	HOSE (7.5X13.5X600)	2	
25	09401-11425	CLIP	10	

FIG.47

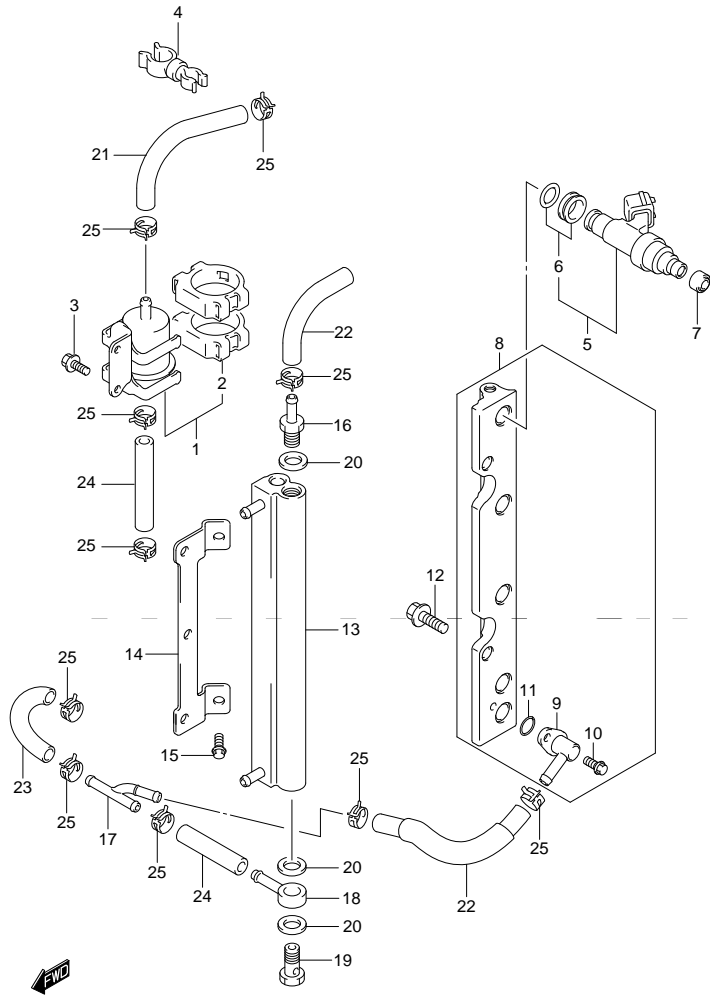


FIG.47 (1-F-2) FUEL INJECTOR (DF90ATH E40)

REF NO.	PART NO.	DESCRIPTION	Q'TY	REMARKS
1	15440-87L20	FILTER ASSY, FUEL	1	
2	15422-96J00	CLAMP	2	
3	01550-06167	BOLT	2	
4	09408-00233	CLAMP	1	
5	15710-82K50	INJECTOR ASSY, FUEL	4	
6	15716-65DT0	GROMMET SET, FUEL INJECTOR	4	
7	09320-08062	CUSHION	4	
8	15750-87L20	PIPE, DELIVERY	1	
9	15830-87L10	JOINT, FUEL MAIN	1	
10	09103-06281	BOLT (6X14)	1	
11	09280-08012	O RING (D:1.9,ID:7.8)	1	
12	01550-08257	BOLT	2	
13	15770-87L00	COOLER, FUEL	1	
14	15775-87L00	BRACKET, FUEL COOLER	1	
15	01550-06167	BOLT	5	
16	15773-90J00	UNION, FUEL HOSE	1	
17	15830-93J00	UNION, 3 WAY FUEL HOSE	1	
18	15830-90J00	UNION, FUEL HOSE	1	
19	09360-12013	UNION	1	
20	15762-90J00	GASKET, UNION	3	
21	15681-87L30	HOSE (FILTER TO COOLER)	1	
22	15681-87L40	HOSE (3 WAY TO DLVY)	1	
23	15682-87L20	HOSE (3 WAY TO SEPARATOR)	1	
24	09343-75001-600	HOSE (7.5X13.5X600)	2	
25	09401-11425	CLIP	10	

FIG.48

FIG. 48 (1-F-3) FUEL PUMP

REF NO.	PART NO.	DESCRIPTION	Q' TY	REMARKS
1	15100-90J11	PUMP ASSY, FUEL	1	
2	01550-06257	BOLT	2	
3	09280-26005	O RING (D:2.4, ID:26.2)	1	
4	15410-87L00	FILTER, FUEL	1	
5	15419-87J00	·CAP, FUEL FILTER	1	
6	09401-11423	·CLIP	1	
7	15422-96J00	CLAMP, FILTER	1	
8	15421-87L00	BRACKET, FUEL FILTER	1	
9	01550-06167	BOLT	2	
10	15190-90J30	HOSE, FUEL (JOINT TO FILTER)	1	
11	15192-87L11	HOSE, FUEL (FILTER TO PUMP)	1	
12	09343-70503-600	HOSE (7X12X600)	1	
13	18498-99E10	PROTECTOR, FUEL HOSE	1	L:610->280
14	18498-99E10	PROTECTOR, FUEL HOSE	1	L:610->450
15	09401-11423	CLIP	5	
16	09408-00233	CLAMP	1	

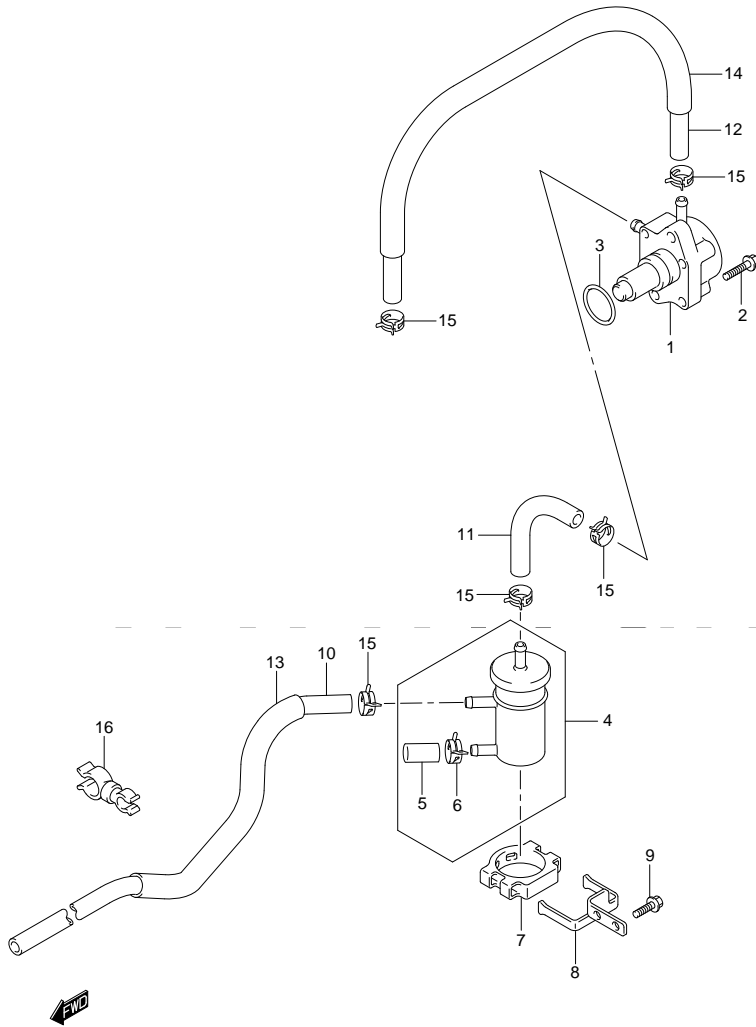


FIG.49

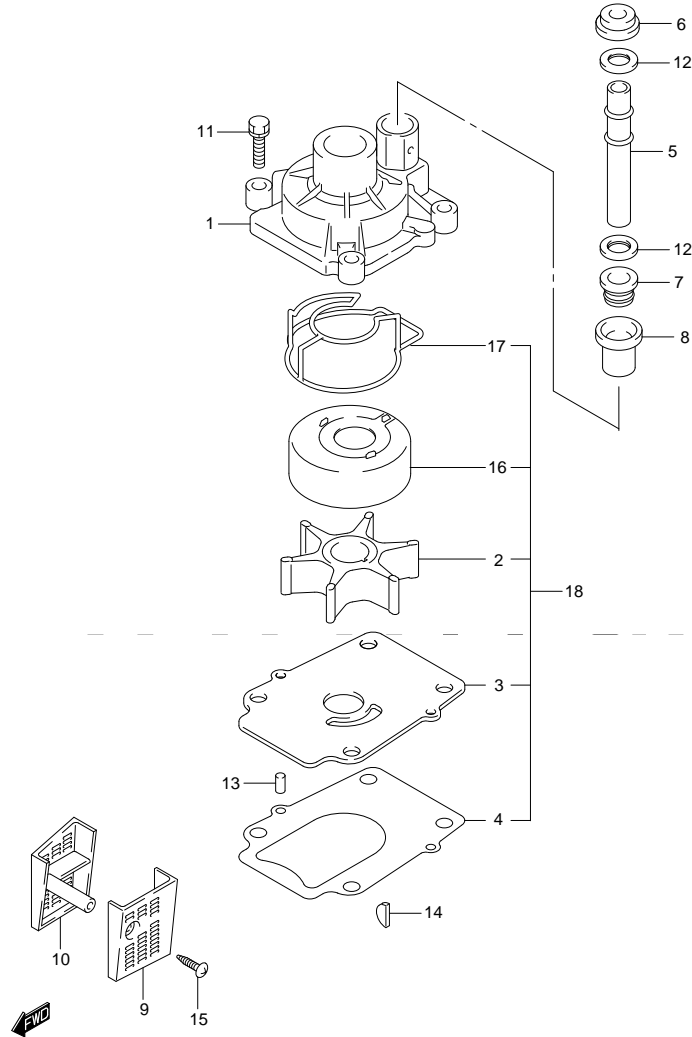


FIG.49 (1-F-4) WATER PUMP (DF70A E01)

REF NO.	PART NO.	DESCRIPTION	Q'TY	REMARKS
1	17410-99E10	CASE, WATER PUMP	1	
2	17461-87E12	IMPELLER, WATER PUMP	1	
3	17471-87L00	PANEL, PUMP CASE UNDER	1	
4	17472-87L00	GASKET, PUMP CASE PANEL	1	
5-1	17561-87L20	TUBE, WATER (L)	1	TRANSOM(L)
5-2	17561-87L30	TUBE, WATER (X)	1	TRANSOM(X)
6	17562-87L00	BUSH, WATER TUBE UPPER	1	
7	17563-87D00	BUSH, WATER TUBE LOWER	1	
8	17564-87D00	BUSH, WATER PUMP CASE	1	
9	17631-87L00	FILTER, WATER PORT SIDE	1	
10	17632-87L00	FILTER, WATER STBD SIDE	1	
11	29116-93J10	BOLT	4	
12	09161-16008	WASHER (15.8X26X1)	2	
13	09202-06031	PIN	2	
14	09420-04009	KEY	1	
15	09132-04034	SCREW (4X18)	1	
16	17413-99E11	SLEEVE, WATER PUMP CASE	1	
17	17416-99E10	SEALING, WATER PUMP CASE NO.1	1	
18	17400-87L01	WATER PUMP REPAIR KIT	1	OPT

FIG.50

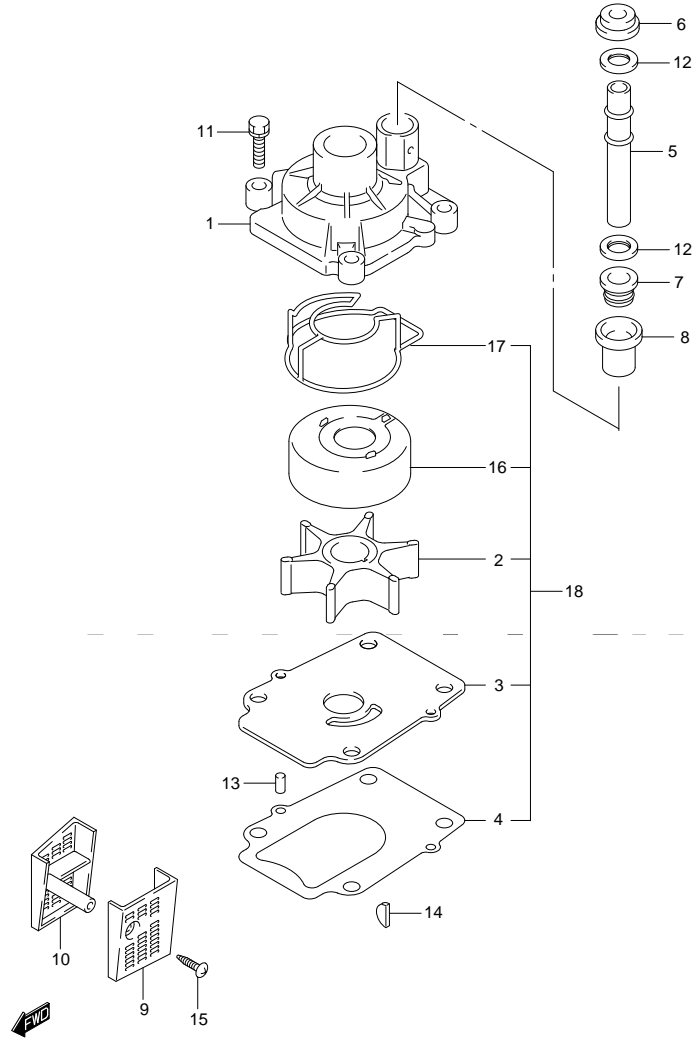


FIG. 50 (1-F-5) WATER PUMP (DF70A E40)

REF NO.	PART NO.	DESCRIPTION	Q'TY	REMARKS
1	17410-99E10	CASE, WATER PUMP	1	
2	17461-87E12	IMPELLER, WATER PUMP	1	
3	17471-87L10	PANEL, PUMP CASE UNDER	1	
4	17472-87L00	GASKET, PUMP CASE PANEL	1	
5-1	17561-87L20	TUBE, WATER (L)	1	TRANSOM(L)
5-2	17561-87L30	TUBE, WATER (X)	1	TRANSOM(X)
6	17562-87L00	BUSH, WATER TUBE UPPER	1	
7	17563-87D00	BUSH, WATER TUBE LOWER	1	
8	17564-87D00	BUSH, WATER PUMP CASE	1	
9	17631-87L00	FILTER, WATER PORT SIDE	1	
10	17632-87L00	FILTER, WATER STBD SIDE	1	
11	29116-93J10	BOLT	4	
12	09161-16008	WASHER (15.8X26X1)	2	
13	09202-06031	PIN	2	
14	09420-04009	KEY	1	
15	09132-04034	SCREW (4X18)	1	
16	17413-99E21	SLEEVE, WATER PUMP CASE	1	
17	17416-99E10	SEALING, WATER PUMP CASE NO.1	1	
18	17400-87L01	WATER PUMP REPAIR KIT	1	OPT

FIG.51

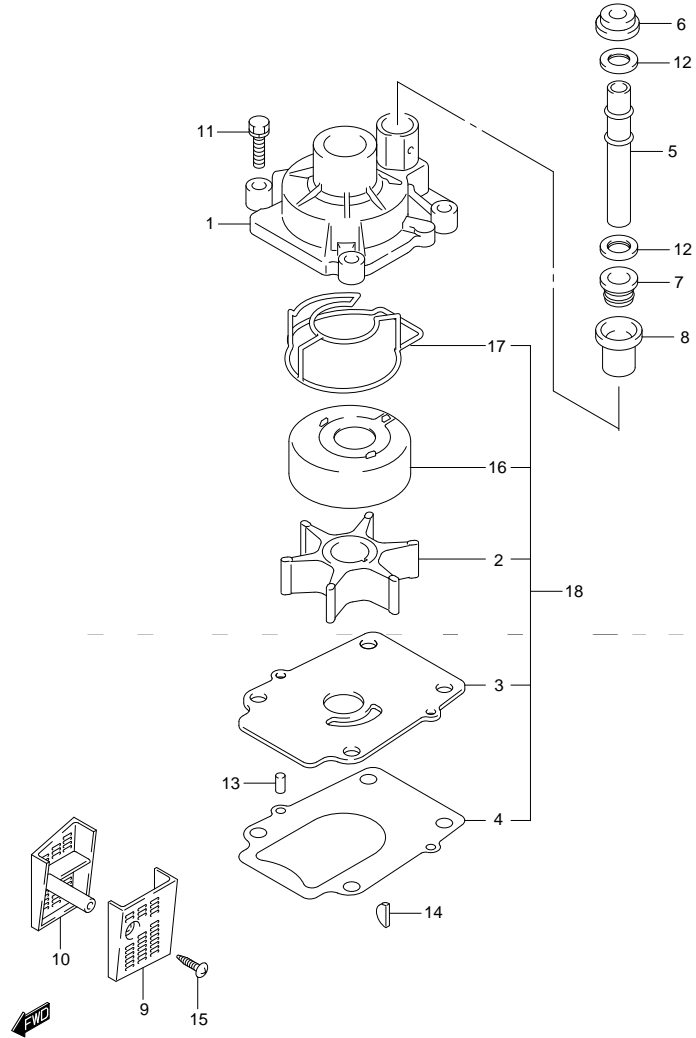


FIG. 51 (1-F-6) WATER PUMP (DF70ATH E01)

REF NO.	PART NO.	DESCRIPTION	Q'TY	REMARKS
1	17410-99E10	CASE, WATER PUMP	1	
2	17461-87E12	IMPELLER, WATER PUMP	1	
3	17471-87L00	PANEL, PUMP CASE UNDER	1	
4	17472-87L00	GASKET, PUMP CASE PANEL	1	
5-1	17561-87L20	TUBE, WATER (L)	1	TRANSOM(L)
5-2	17561-87L30	TUBE, WATER (X)	1	TRANSOM(X)
6	17562-87L00	BUSH, WATER TUBE UPPER	1	
7	17563-87D00	BUSH, WATER TUBE LOWER	1	
8	17564-87D00	BUSH, WATER PUMP CASE	1	
9	17631-87L00	FILTER, WATER PORT SIDE	1	
10	17632-87L00	FILTER, WATER STBD SIDE	1	
11	29116-93J10	BOLT	4	
12	09161-16008	WASHER (15.8X26X1)	2	
13	09202-06031	PIN	2	
14	09420-04009	KEY	1	
15	09132-04034	SCREW (4X18)	1	
16	17413-99E11	SLEEVE, WATER PUMP CASE	1	
17	17416-99E10	SEALING, WATER PUMP CASE NO.1	1	
18	17400-87L01	WATER PUMP REPAIR KIT	1	OPT

FIG.52

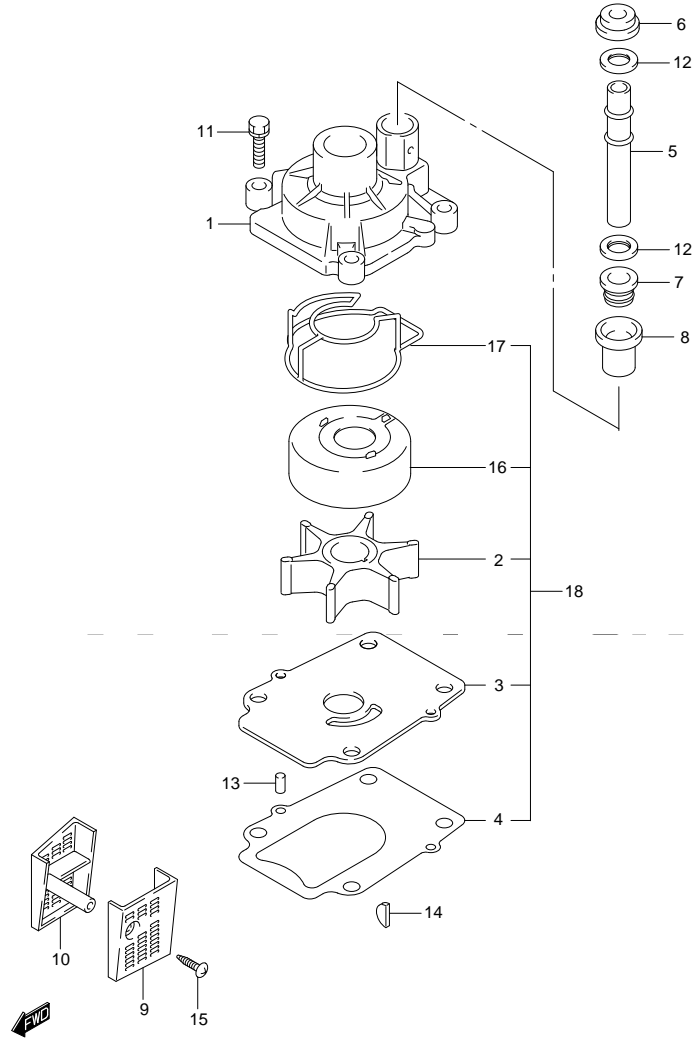


FIG. 52 (1-F-7) WATER PUMP (DF70ATH E40)

REF NO.	PART NO.	DESCRIPTION	Q'TY	REMARKS
1	17410-99E10	CASE, WATER PUMP	1	
2	17461-87E12	IMPELLER, WATER PUMP	1	
3	17471-87L10	PANEL, PUMP CASE UNDER	1	
4	17472-87L00	GASKET, PUMP CASE PANEL	1	
5-1	17561-87L20	TUBE, WATER (L)	1	TRANSOM(L)
5-2	17561-87L30	TUBE, WATER (X)	1	TRANSOM(X)
6	17562-87L00	BUSH, WATER TUBE UPPER	1	
7	17563-87D00	BUSH, WATER TUBE LOWER	1	
8	17564-87D00	BUSH, WATER PUMP CASE	1	
9	17631-87L00	FILTER, WATER PORT SIDE	1	
10	17632-87L00	FILTER, WATER STBD SIDE	1	
11	29116-93J10	BOLT	4	
12	09161-16008	WASHER (15.8X26X1)	2	
13	09202-06031	PIN	2	
14	09420-04009	KEY	1	
15	09132-04034	SCREW (4X18)	1	
16	17413-99E21	SLEEVE, WATER PUMP CASE	1	
17	17416-99E10	SEALING, WATER PUMP CASE NO.1	1	
18	17400-87L01	WATER PUMP REPAIR KIT	1	OPT

FIG.53

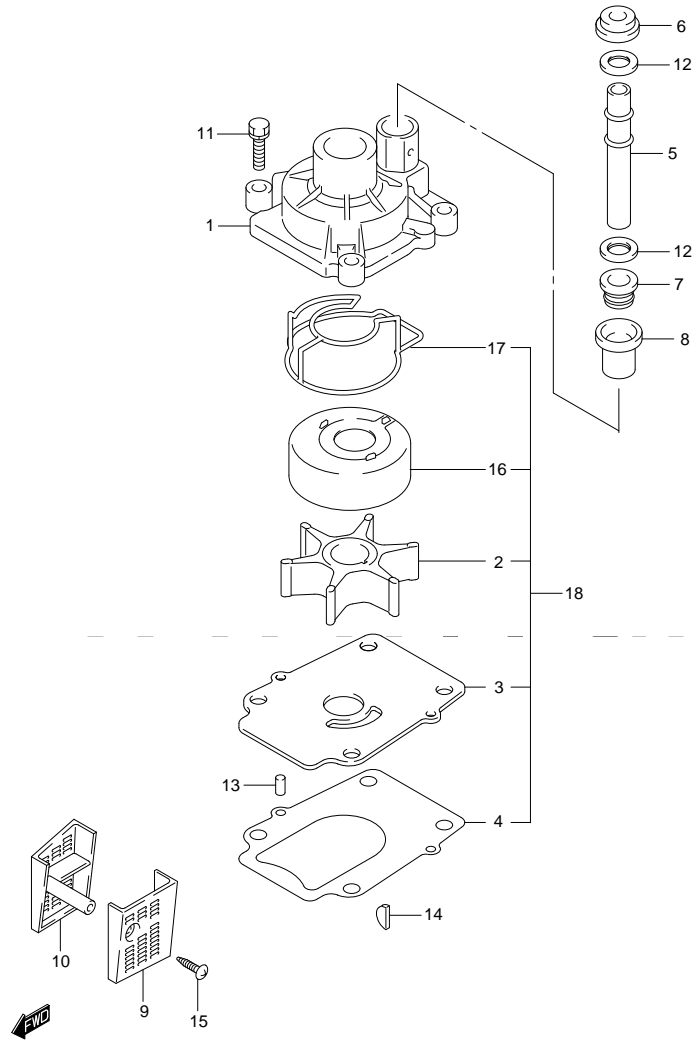


FIG. 53 (1-F-8) WATER PUMP (DF80A E01)

REF NO.	PART NO.	DESCRIPTION	Q'TY	REMARKS
1	17410-99E10	CASE, WATER PUMP	1	
2	17461-87E12	IMPELLER, WATER PUMP	1	
3	17471-87L00	PANEL, PUMP CASE UNDER	1	
4	17472-87L00	GASKET, PUMP CASE PANEL	1	
5-1	17561-87L20	TUBE, WATER (L)	1	TRANSOM(L)
5-2	17561-87L30	TUBE, WATER (X)	1	TRANSOM(X)
6	17562-87L00	BUSH, WATER TUBE UPPER	1	
7	17563-87D00	BUSH, WATER TUBE LOWER	1	
8	17564-87D00	BUSH, WATER PUMP CASE	1	
9	17631-87L00	FILTER, WATER PORT SIDE	1	
10	17632-87L00	FILTER, WATER STBD SIDE	1	
11	29116-93J10	BOLT	4	
12	09161-16008	WASHER (15.8X26X1)	2	
13	09202-06031	PIN	2	
14	09420-04009	KEY	1	
15	09132-04034	SCREW (4X18)	1	
16	17413-99E11	SLEEVE, WATER PUMP CASE	1	
17	17416-99E10	SEALING, WATER PUMP CASE NO.1	1	
18	17400-87L01	WATER PUMP REPAIR KIT	1	OPT

FIG.54

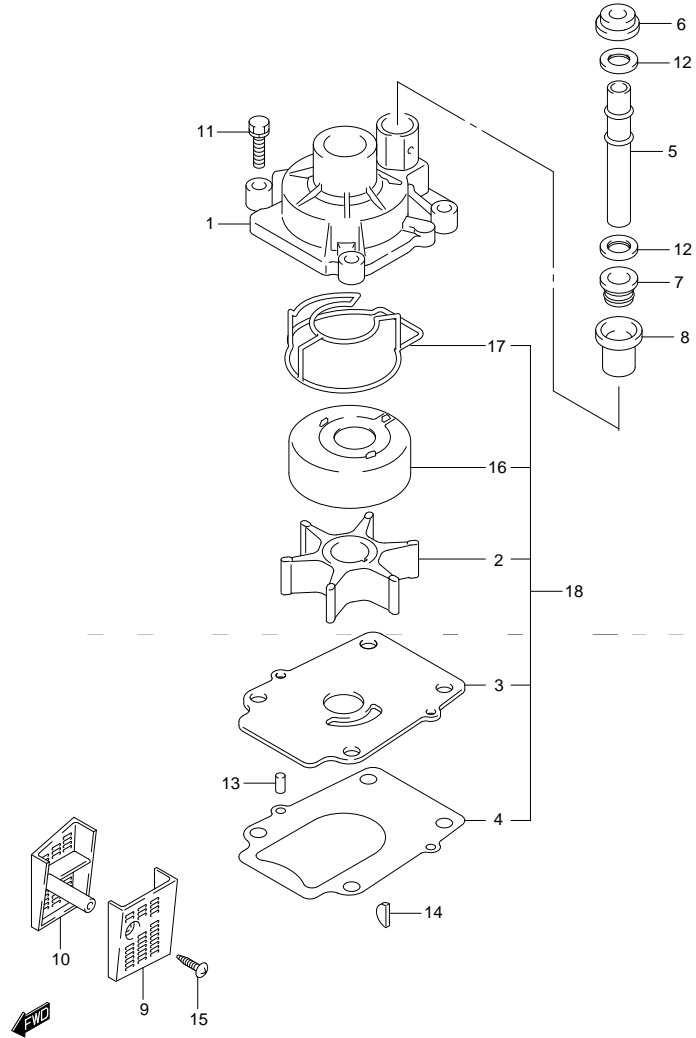


FIG. 54 (1-F-9) WATER PUMP (DF80A E40)

REF NO.	PART NO.	DESCRIPTION	Q'TY	REMARKS
1	17410-99E10	CASE, WATER PUMP	1	
2	17461-87E12	IMPELLER, WATER PUMP	1	
3	17471-87L10	PANEL, PUMP CASE UNDER	1	
4	17472-87L00	GASKET, PUMP CASE PANEL	1	
5-1	17561-87L20	TUBE, WATER (L)	1	TRANSOM(L)
5-2	17561-87L30	TUBE, WATER (X)	1	TRANSOM(X)
6	17562-87L00	BUSH, WATER TUBE UPPER	1	
7	17563-87D00	BUSH, WATER TUBE LOWER	1	
8	17564-87D00	BUSH, WATER PUMP CASE	1	
9	17631-87L00	FILTER, WATER PORT SIDE	1	
10	17632-87L00	FILTER, WATER STBD SIDE	1	
11	29116-93J10	BOLT	4	
12	09161-16008	WASHER (15.8X26X1)	2	
13	09202-06031	PIN	2	
14	09420-04009	KEY	1	
15	09132-04034	SCREW (4X18)	1	
16	17413-99E21	SLEEVE, WATER PUMP CASE	1	
17	17416-99E10	SEALING, WATER PUMP CASE NO.1	1	
18	17400-87L01	WATER PUMP REPAIR KIT	1	OPT

FIG.55

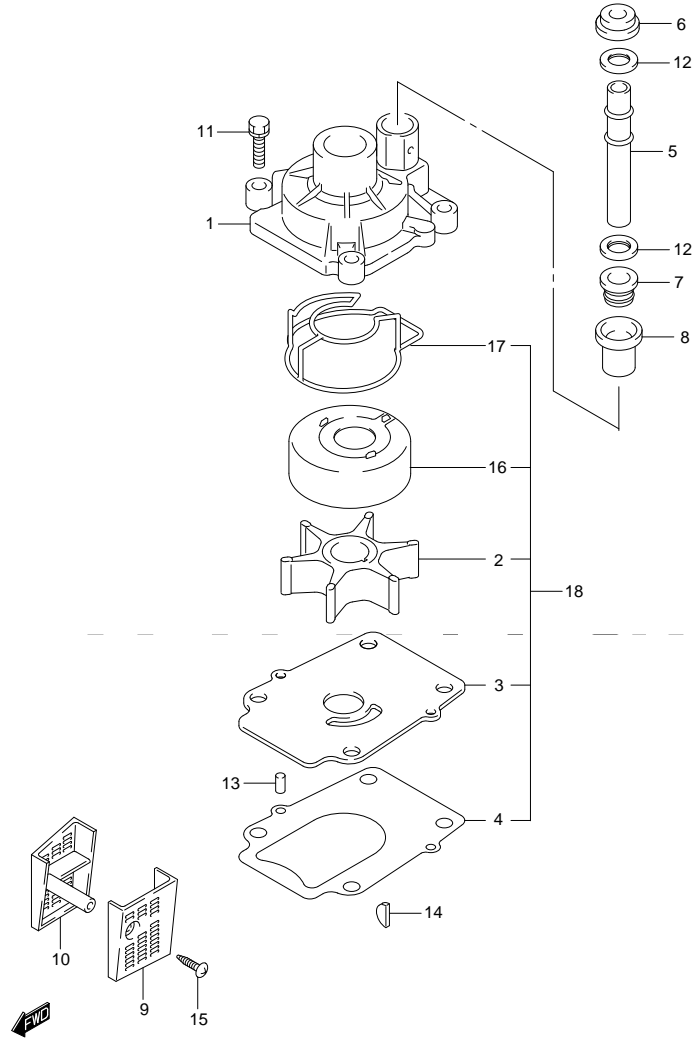
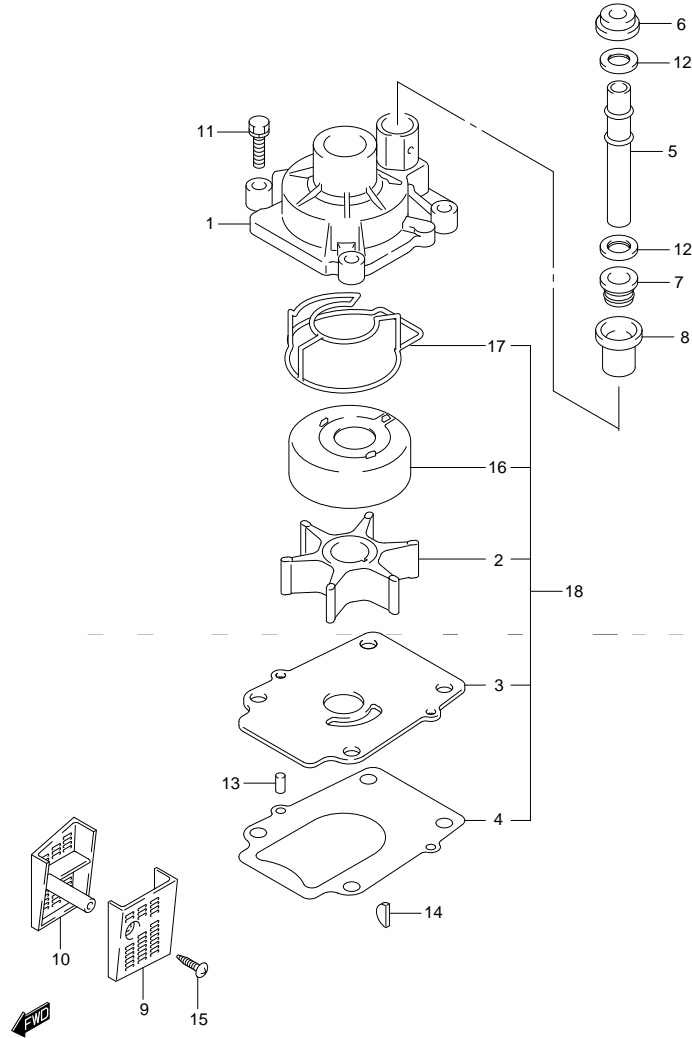


FIG. 55 (1-F-10) WATER PUMP (DF90A E01)

REF NO.	PART NO.	DESCRIPTION	Q'TY	REMARKS
1	17410-99E10	CASE, WATER PUMP	1	
2	17461-87E12	IMPELLER, WATER PUMP	1	
3	17471-87L00	PANEL, PUMP CASE UNDER	1	
4	17472-87L00	GASKET, PUMP CASE PANEL	1	
5-1	17561-87L20	TUBE, WATER (L)	1	TRANSOM(L)
5-2	17561-87L30	TUBE, WATER (X)	1	TRANSOM(X)
6	17562-87L00	BUSH, WATER TUBE UPPER	1	
7	17563-87D00	BUSH, WATER TUBE LOWER	1	
8	17564-87D00	BUSH, WATER PUMP CASE	1	
9	17631-87L00	FILTER, WATER PORT SIDE	1	
10	17632-87L00	FILTER, WATER STBD SIDE	1	
11	29116-93J10	BOLT	4	
12	09161-16008	WASHER (15.8X26X1)	2	
13	09202-06031	PIN	2	
14	09420-04009	KEY	1	
15	09132-04034	SCREW (4X18)	1	
16	17413-99E11	SLEEVE, WATER PUMP CASE	1	
17	17416-99E10	SEALING, WATER PUMP CASE NO.1	1	
18	17400-87L01	WATER PUMP REPAIR KIT	1	OPT

FIG.56

FIG.56 (1-F-11) WATER PUMP (DF90A E40)



REF NO.	PART NO.	DESCRIPTION	Q'TY	REMARKS
1	17410-99E10	CASE, WATER PUMP	1	
2	17461-87E12	IMPELLER, WATER PUMP	1	
3	17471-87L10	PANEL, PUMP CASE UNDER	1	
4	17472-87L00	GASKET, PUMP CASE PANEL	1	
5-1	17561-87L20	TUBE, WATER (L)	1	TRANSOM(L)
5-2	17561-87L30	TUBE, WATER (X)	1	TRANSOM(X)
6	17562-87L00	BUSH, WATER TUBE UPPER	1	
7	17563-87D00	BUSH, WATER TUBE LOWER	1	
8	17564-87D00	BUSH, WATER PUMP CASE	1	
9	17631-87L00	FILTER, WATER PORT SIDE	1	
10	17632-87L00	FILTER, WATER STBD SIDE	1	
11	29116-93J10	BOLT	4	
12	09161-16008	WASHER (15.8X26X1)	2	
13	09202-06031	PIN	2	
14	09420-04009	KEY	1	
15	09132-04034	SCREW (4X18)	1	
16	17413-99E21	SLEEVE, WATER PUMP CASE	1	
17	17416-99E10	SEALING, WATER PUMP CASE NO.1	1	
18	17400-87L01	WATER PUMP REPAIR KIT	1	OPT

FIG.57

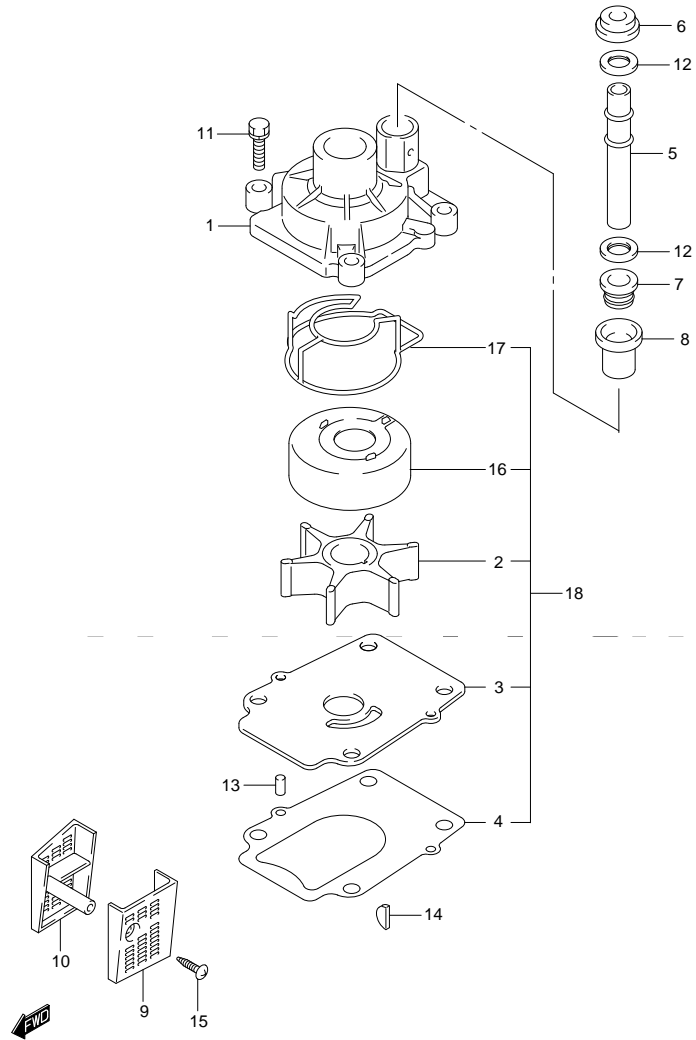
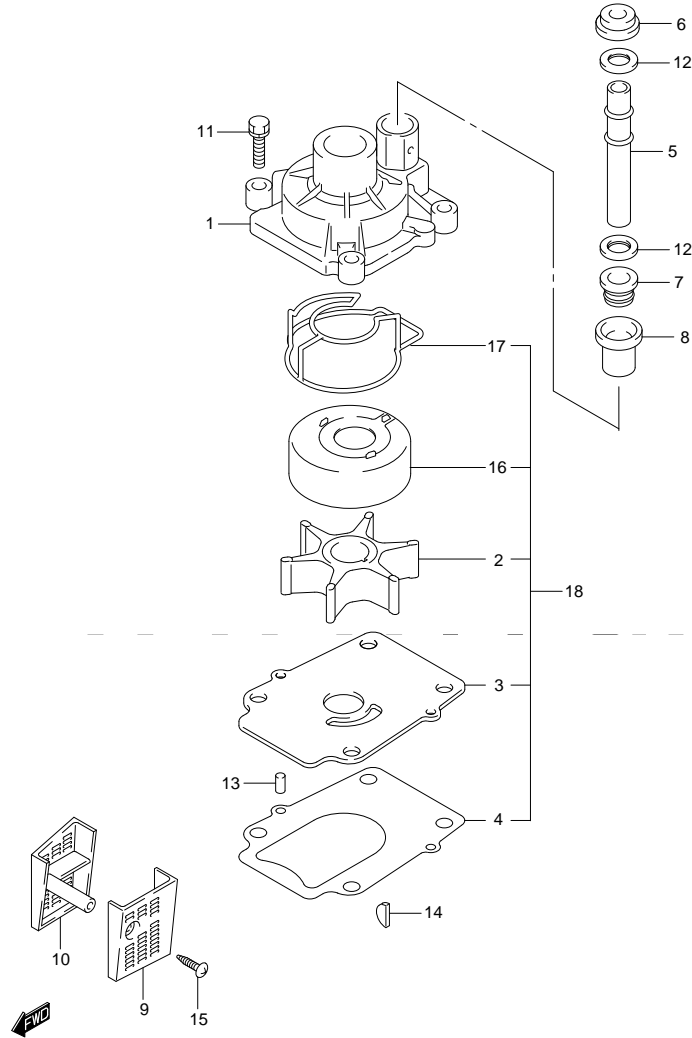


FIG. 57 (1-F-12) WATER PUMP (DF90ATH E01)

REF NO.	PART NO.	DESCRIPTION	Q'TY	REMARKS
1	17410-99E10	CASE, WATER PUMP	1	
2	17461-87E12	IMPELLER, WATER PUMP	1	
3	17471-87L00	PANEL, PUMP CASE UNDER	1	
4	17472-87L00	GASKET, PUMP CASE PANEL	1	
5-1	17561-87L20	TUBE, WATER (L)	1	TRANSOM(L)
5-2	17561-87L30	TUBE, WATER (X)	1	TRANSOM(X)
6	17562-87L00	BUSH, WATER TUBE UPPER	1	
7	17563-87D00	BUSH, WATER TUBE LOWER	1	
8	17564-87D00	BUSH, WATER PUMP CASE	1	
9	17631-87L00	FILTER, WATER PORT SIDE	1	
10	17632-87L00	FILTER, WATER STBD SIDE	1	
11	29116-93J10	BOLT	4	
12	09161-16008	WASHER (15.8X26X1)	2	
13	09202-06031	PIN	2	
14	09420-04009	KEY	1	
15	09132-04034	SCREW (4X18)	1	
16	17413-99E11	SLEEVE, WATER PUMP CASE	1	
17	17416-99E10	SEALING, WATER PUMP CASE NO.1	1	
18	17400-87L01	WATER PUMP REPAIR KIT	1	OPT

FIG.58

FIG. 58 (1-F-13) WATER PUMP (DF90ATH E40)



REF NO.	PART NO.	DESCRIPTION	Q'TY	REMARKS
1	17410-99E10	CASE, WATER PUMP	1	
2	17461-87E12	IMPELLER, WATER PUMP	1	
3	17471-87L10	PANEL, PUMP CASE UNDER	1	
4	17472-87L00	GASKET, PUMP CASE PANEL	1	
5-1	17561-87L20	TUBE, WATER (L)	1	TRANSOM(L)
5-2	17561-87L30	TUBE, WATER (X)	1	TRANSOM(X)
6	17562-87L00	BUSH, WATER TUBE UPPER	1	
7	17563-87D00	BUSH, WATER TUBE LOWER	1	
8	17564-87D00	BUSH, WATER PUMP CASE	1	
9	17631-87L00	FILTER, WATER PORT SIDE	1	
10	17632-87L00	FILTER, WATER STBD SIDE	1	
11	29116-93J10	BOLT	4	
12	09161-16008	WASHER (15.8X26X1)	2	
13	09202-06031	PIN	2	
14	09420-04009	KEY	1	
15	09132-04034	SCREW (4X18)	1	
16	17413-99E21	SLEEVE, WATER PUMP CASE	1	
17	17416-99E10	SEALING, WATER PUMP CASE NO.1	1	
18	17400-87L01	WATER PUMP REPAIR KIT	1	OPT

FIG.59

FIG. 59 (1-F-14) THERMOSTAT

REF NO.	PART NO.	DESCRIPTION	Q' TY	REMARKS
1	11196-87L00	HOSE, WATER RETURN	1	
2	17611-90J00-0EP	COVER, WATER PRESS VALVE	1	
3	17660-99E01	VALVE, WATER PRESSURE	1	
4-1	17670-90J00	THERMOSTAT (60°C)	1	
4-2	17670-90J10	THERMOSTAT (71°C)	1	OPT
5	17681-87L00	COVER, THERMOSTAT	1	
6	17685-87L00	SEAL, THERMOSTAT COVER	1	
7	01550-06307	BOLT	2	
8	09116-06121	BOLT (6X25)	2	
9	09280-26006	O RING (D:3.1,ID:26.4)	1	
10	09401-26408	CLIP	2	
11	17915-87L00	HOSE, WATER FLUSH	1	
12	09401-15414	CLIP	2	
13	09352-50903-600	HOSE (5X9X600)	1	L:600->200
14	09352-50903-600	HOSE (5X9X600)	1	L:600->560
15	09401-08413	CLIP	3	
16	18498-99EA0	PROTECTOR, WATER HOSE (L:80)	1	
17	09407-11401	CLAMP (L:95)	1	

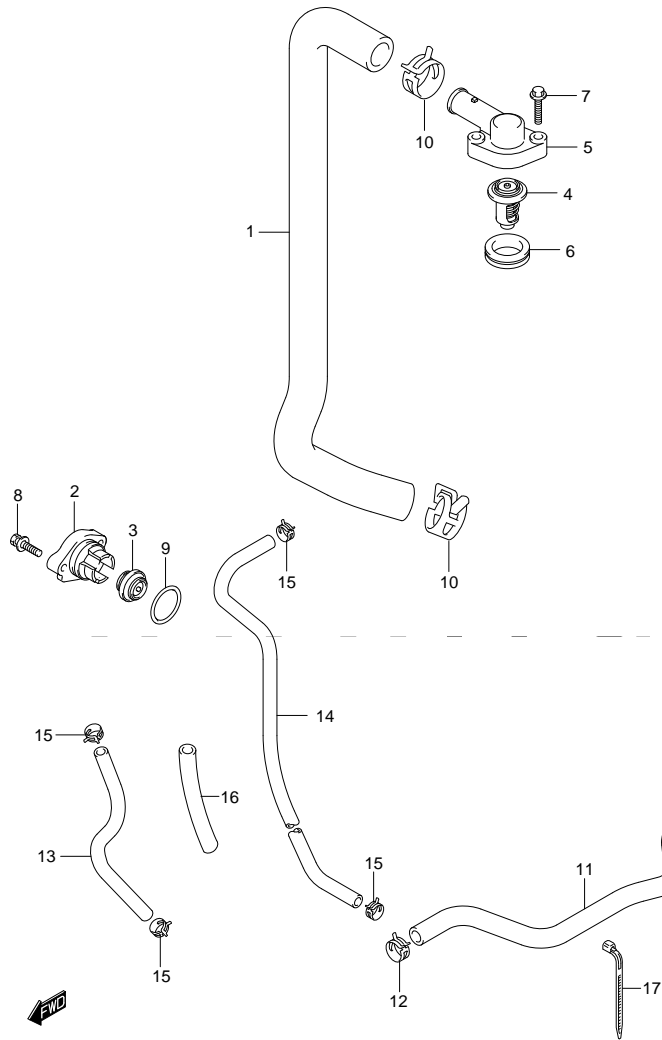


FIG.60

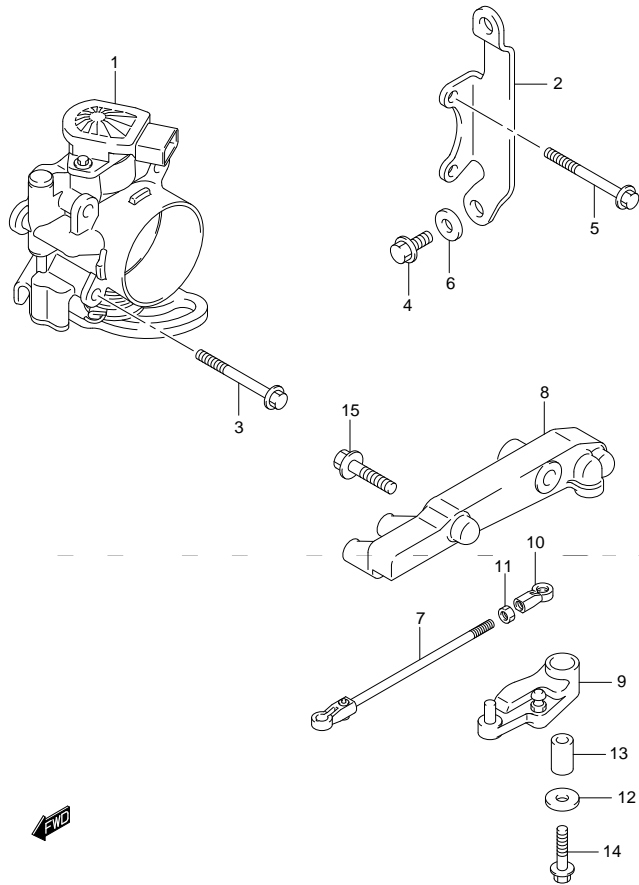


FIG. 60 (1-F-15) THROTTLE BODY (DF70A E01)

REF. NO.	PART NO.	DESCRIPTION	Q' TY	REMARKS
1	13300-87L00	BODY ASSY, THROTTLE	1	
2	13315-87L00	BRACKET, THROTTLE BODY	1	
3	01550-06507	BOLT	2	
4	01550-06167	BOLT	3	
5	01550-06557	BOLT	2	
6	09160-06084	WASHER (6.5X18X1.6)	1	
7	13510-87L00	ROD, THROTTLE	1	
8	19115-87L00	HOLDER, THROTTLE LEVER	1	
9	19120-87L00	LEVER, THROTTLE	1	
10	19131-95502	CONNECTOR, THROTTLE ROD	1	
11	09140-05005	NUT	1	
12	09160-06046	WASHER (6.5X20X1.5)	1	
13	09180-06186	SPACER (6.2X12.6X21)	1	
14	01550-06357	BOLT	1	
15	01550-08307	BOLT	2	

FIG.61

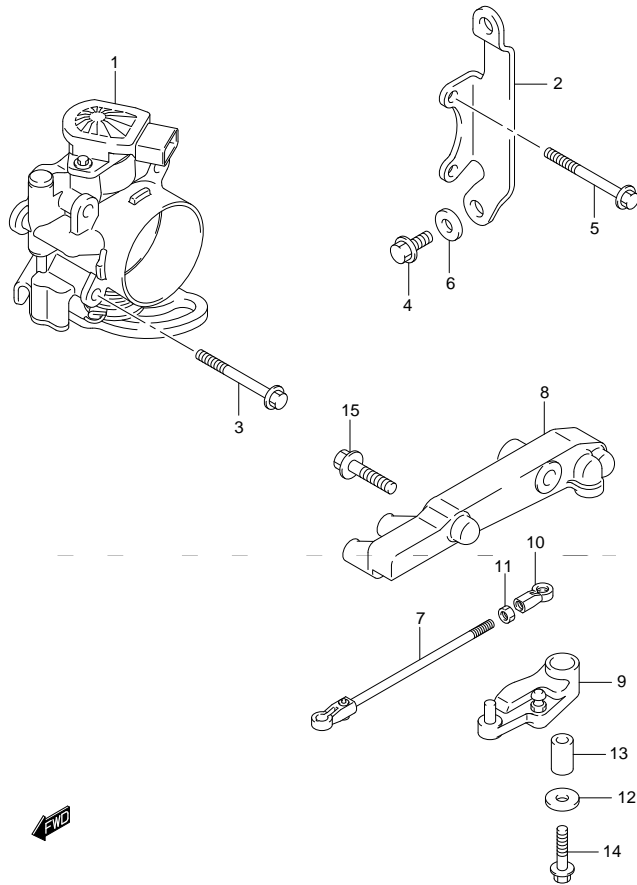


FIG. 61 (1-G-2) THROTTLE BODY (DF70A E40)

REF. NO.	PART NO.	DESCRIPTION	Q' TY	REMARKS
1	13300-87L00	BODY ASSY, THROTTLE	1	
2	13315-87L00	BRACKET, THROTTLE BODY	1	
3	01550-06507	BOLT	2	
4	01550-06167	BOLT	3	
5	01550-06557	BOLT	2	
6	09160-06084	WASHER (6.5X18X1.6)	1	
7	13510-87L00	ROD, THROTTLE	1	
8	19115-87L00	HOLDER, THROTTLE LEVER	1	
9	19120-87L00	LEVER, THROTTLE	1	
10	19131-95502	CONNECTOR, THROTTLE ROD	1	
11	09140-05005	NUT	1	
12	09160-06046	WASHER (6.5X20X1.5)	1	
13	09180-06186	SPACER (6.2X12.6X21)	1	
14	01550-06357	BOLT	1	
15	01550-08307	BOLT	2	

FIG.62

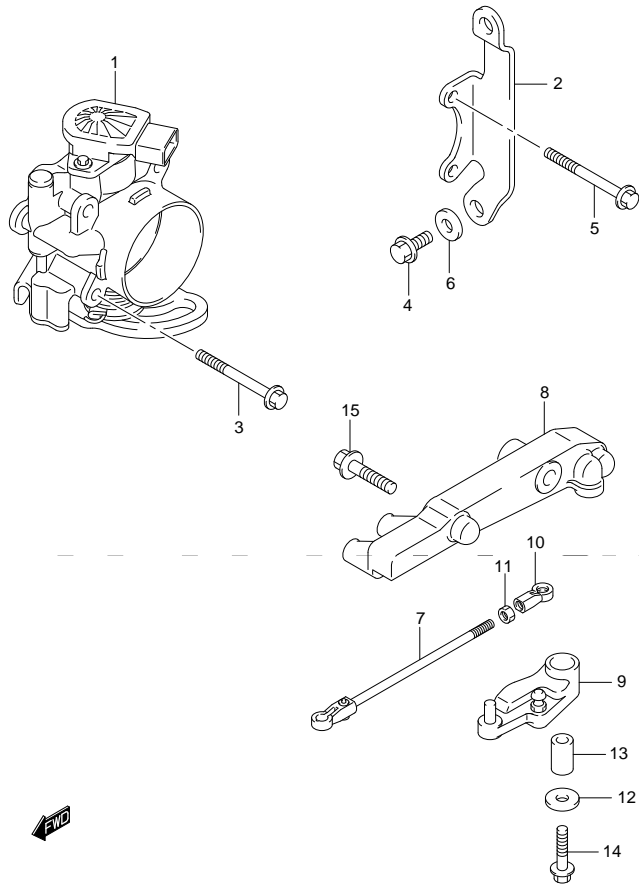


FIG. 62 (1-G-3) THROTTLE BODY (DF70ATH E01)

REF. NO.	PART NO.	DESCRIPTION	Q' TY	REMARKS
1	13300-87L00	BODY ASSY, THROTTLE	1	
2	13315-87L00	BRACKET, THROTTLE BODY	1	
3	01550-06507	BOLT	2	
4	01550-06167	BOLT	3	
5	01550-06557	BOLT	2	
6	09160-06084	WASHER (6.5X18X1.6)	1	
7	13510-87L00	ROD, THROTTLE	1	
8	19115-87L00	HOLDER, THROTTLE LEVER	1	
9	19120-87L10	LEVER, THROTTLE	1	
10	19131-95502	CONNECTOR, THROTTLE ROD	1	
11	09140-05005	NUT	1	
12	09160-06046	WASHER (6.5X20X1.5)	1	
13	09180-06186	SPACER (6.2X12.6X21)	1	
14	01550-06357	BOLT	1	
15	01550-08307	BOLT	2	

FIG.63

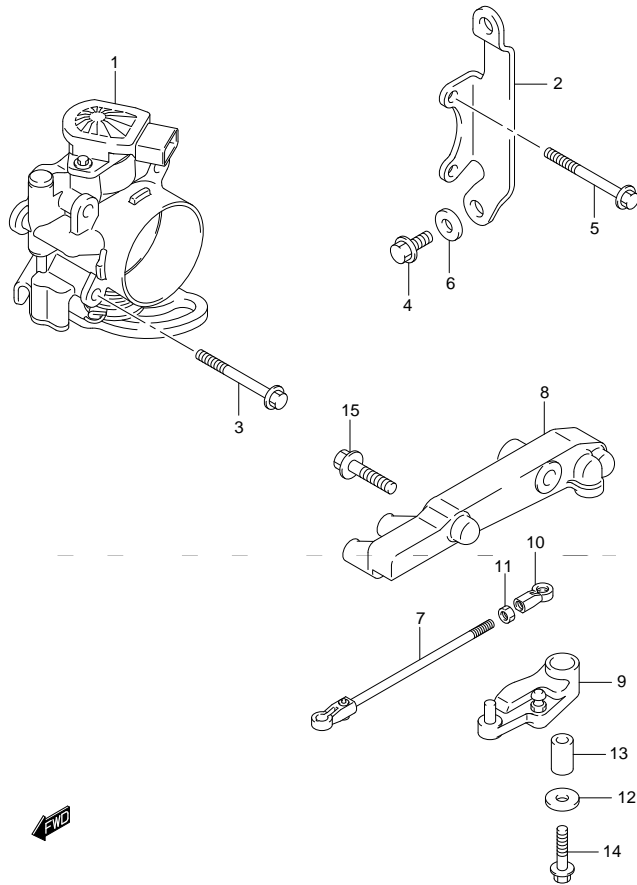


FIG.63 (1-G-4) THROTTLE BODY (DF70ATH E40)

REF. NO.	PART NO.	DESCRIPTION	QTY	REMARKS
1	13300-87L00	BODY ASSY, THROTTLE	1	
2	13315-87L00	BRACKET, THROTTLE BODY	1	
3	01550-06507	BOLT	2	
4	01550-06167	BOLT	3	
5	01550-06557	BOLT	2	
6	09160-06084	WASHER (6.5X18X1.6)	1	
7	13510-87L00	ROD, THROTTLE	1	
8	19115-87L00	HOLDER, THROTTLE LEVER	1	
9	19120-87L10	LEVER, THROTTLE	1	
10	19131-95502	CONNECTOR, THROTTLE ROD	1	
11	09140-05005	NUT	1	
12	09160-06046	WASHER (6.5X20X1.5)	1	
13	09180-06186	SPACER (6.2X12.6X21)	1	
14	01550-06357	BOLT	1	
15	01550-08307	BOLT	2	

FIG.64

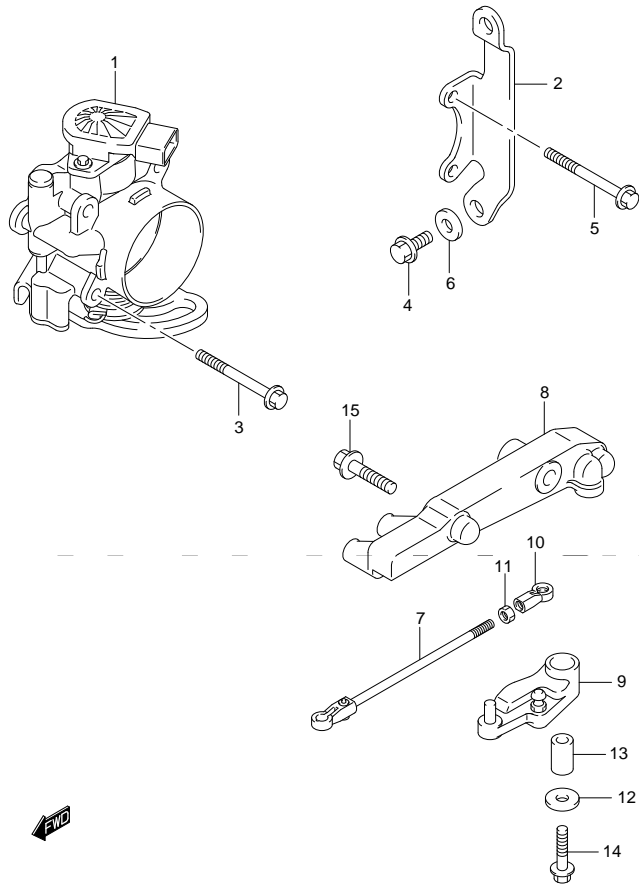


FIG. 64 (1-G-5) THROTTLE BODY (DF80A E01)

REF. NO.	PART NO.	DESCRIPTION	Q' TY	REMARKS
1	13300-87L00	BODY ASSY, THROTTLE	1	
2	13315-87L00	BRACKET, THROTTLE BODY	1	
3	01550-06507	BOLT	2	
4	01550-06167	BOLT	3	
5	01550-06557	BOLT	2	
6	09160-06084	WASHER (6.5X18X1.6)	1	
7	13510-87L00	ROD, THROTTLE	1	
8	19115-87L00	HOLDER, THROTTLE LEVER	1	
9	19120-87L00	LEVER, THROTTLE	1	
10	19131-95502	CONNECTOR, THROTTLE ROD	1	
11	09140-05005	NUT	1	
12	09160-06046	WASHER (6.5X20X1.5)	1	
13	09180-06186	SPACER (6.2X12.6X21)	1	
14	01550-06357	BOLT	1	
15	01550-08307	BOLT	2	

FIG.65

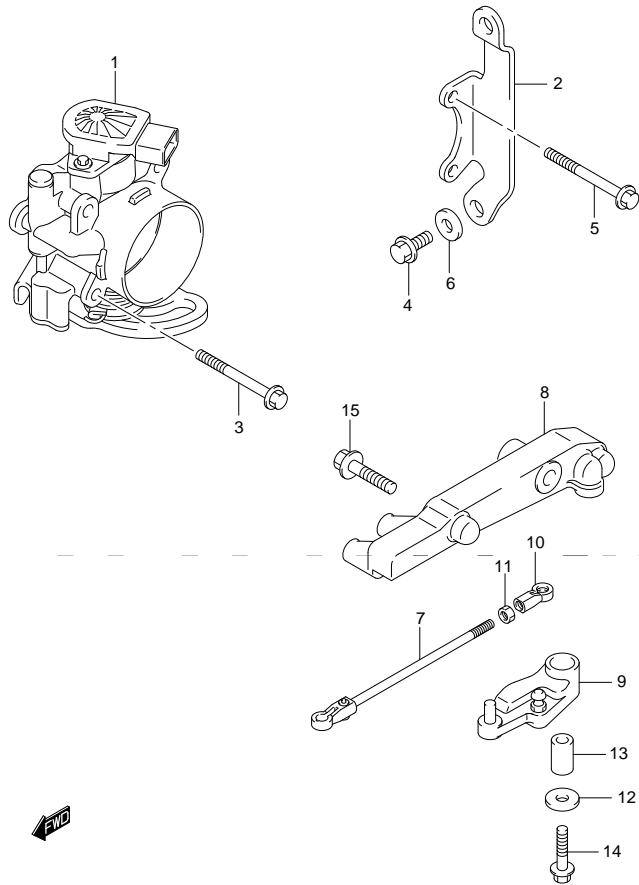


FIG. 65 (1-G-6) THROTTLE BODY (DF80A E40)

REF. NO.	PART NO.	DESCRIPTION	Q' TY	REMARKS
1	13300-87L00	BODY ASSY, THROTTLE	1	
2	13315-87L00	BRACKET, THROTTLE BODY	1	
3	01550-06507	BOLT	2	
4	01550-06167	BOLT	3	
5	01550-06557	BOLT	2	
6	09160-06084	WASHER (6.5X18X1.6)	1	
7	13510-87L00	ROD, THROTTLE	1	
8	19115-87L00	HOLDER, THROTTLE LEVER	1	
9	19120-87L00	LEVER, THROTTLE	1	
10	19131-95502	CONNECTOR, THROTTLE ROD	1	
11	09140-05005	NUT	1	
12	09160-06046	WASHER (6.5X20X1.5)	1	
13	09180-06186	SPACER (6.2X12.6X21)	1	
14	01550-06357	BOLT	1	
15	01550-08307	BOLT	2	

FIG.66

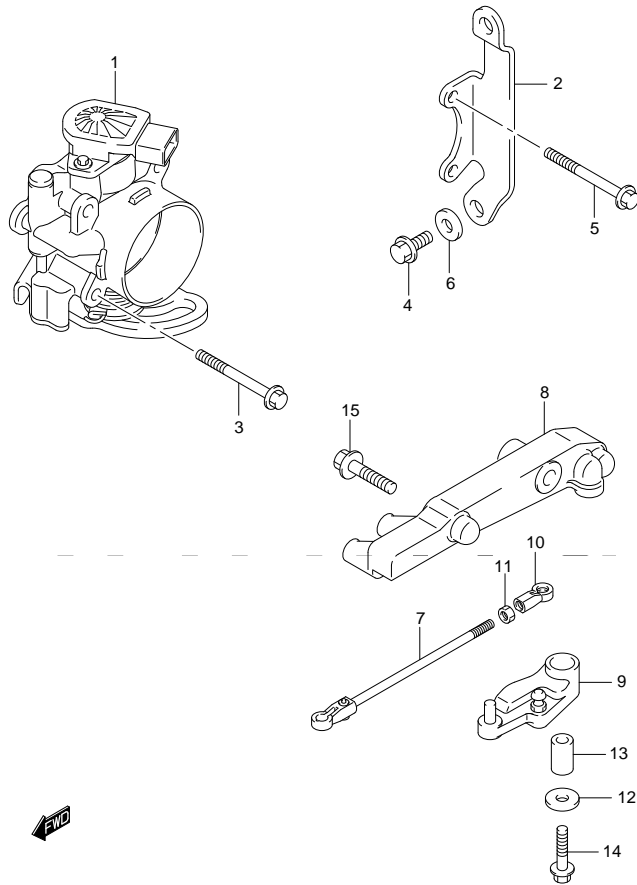


FIG. 66 (1-G-7) THROTTLE BODY (DF90A E01)

REF. NO.	PART NO.	DESCRIPTION	Q' TY	REMARKS
1	13300-87L00	BODY ASSY, THROTTLE	1	
2	13315-87L00	BRACKET, THROTTLE BODY	1	
3	01550-06507	BOLT	2	
4	01550-06167	BOLT	3	
5	01550-06557	BOLT	2	
6	09160-06084	WASHER (6.5X18X1.6)	1	
7	13510-87L00	ROD, THROTTLE	1	
8	19115-87L00	HOLDER, THROTTLE LEVER	1	
9	19120-87L00	LEVER, THROTTLE	1	
10	19131-95502	CONNECTOR, THROTTLE ROD	1	
11	09140-05005	NUT	1	
12	09160-06046	WASHER (6.5X20X1.5)	1	
13	09180-06186	SPACER (6.2X12.6X21)	1	
14	01550-06357	BOLT	1	
15	01550-08307	BOLT	2	

FIG.67

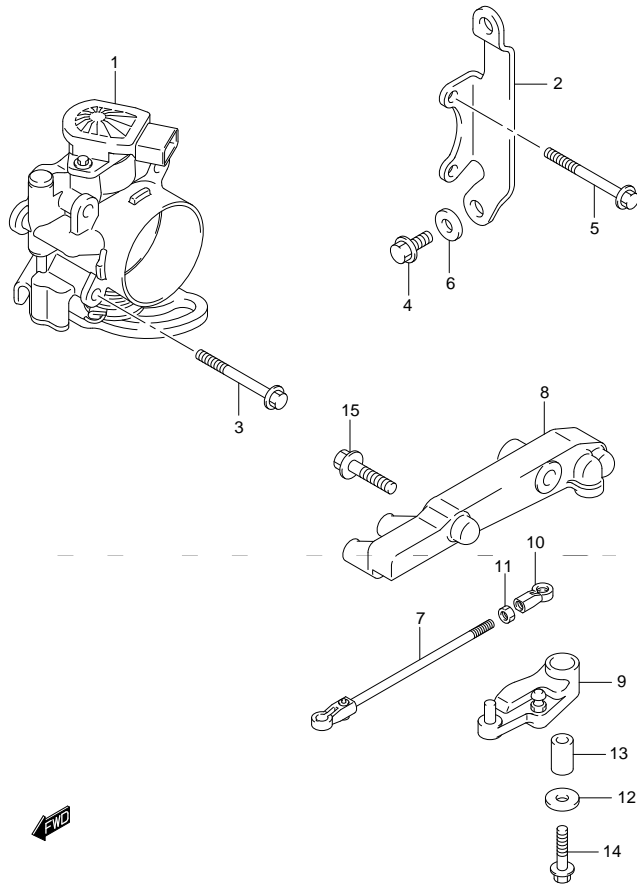


FIG. 67 (1-G-8) THROTTLE BODY (DF90A E40)

REF NO.	PART NO.	DESCRIPTION	QTY	REMARKS
1	13300-87L00	BODY ASSY, THROTTLE	1	
2	13315-87L00	BRACKET, THROTTLE BODY	1	
3	01550-06507	BOLT	2	
4	01550-06167	BOLT	3	
5	01550-06557	BOLT	2	
6	09160-06084	WASHER (6.5X18X1.6)	1	
7	13510-87L00	ROD, THROTTLE	1	
8	19115-87L00	HOLDER, THROTTLE LEVER	1	
9	19120-87L00	LEVER, THROTTLE	1	
10	19131-95502	CONNECTOR, THROTTLE ROD	1	
11	09140-05005	NUT	1	
12	09160-06046	WASHER (6.5X20X1.5)	1	
13	09180-06186	SPACER (6.2X12.6X21)	1	
14	01550-06357	BOLT	1	
15	01550-08307	BOLT	2	

FIG.68

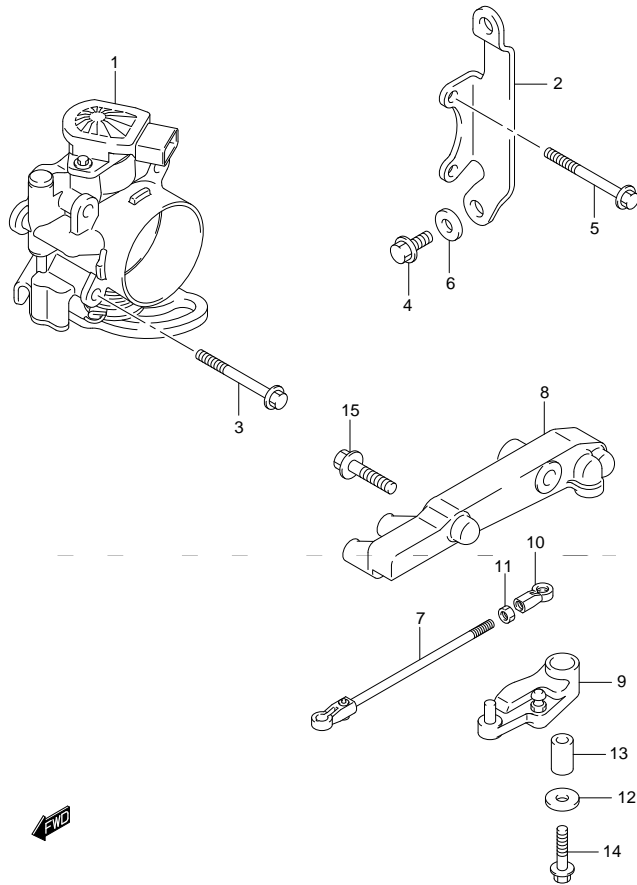


FIG. 68 (1-G-9) THROTTLE BODY (DF90ATH E01)

REF. NO.	PART NO.	DESCRIPTION	QTY	REMARKS
1	13300-87L00	BODY ASSY, THROTTLE	1	
2	13315-87L00	BRACKET, THROTTLE BODY	1	
3	01550-06507	BOLT	2	
4	01550-06167	BOLT	3	
5	01550-06557	BOLT	2	
6	09160-06084	WASHER (6.5X18X1.6)	1	
7	13510-87L00	ROD, THROTTLE	1	
8	19115-87L00	HOLDER, THROTTLE LEVER	1	
9	19120-87L10	LEVER, THROTTLE	1	
10	19131-95502	CONNECTOR, THROTTLE ROD	1	
11	09140-05005	NUT	1	
12	09160-06046	WASHER (6.5X20X1.5)	1	
13	09180-06186	SPACER (6.2X12.6X21)	1	
14	01550-06357	BOLT	1	
15	01550-08307	BOLT	2	

FIG.69

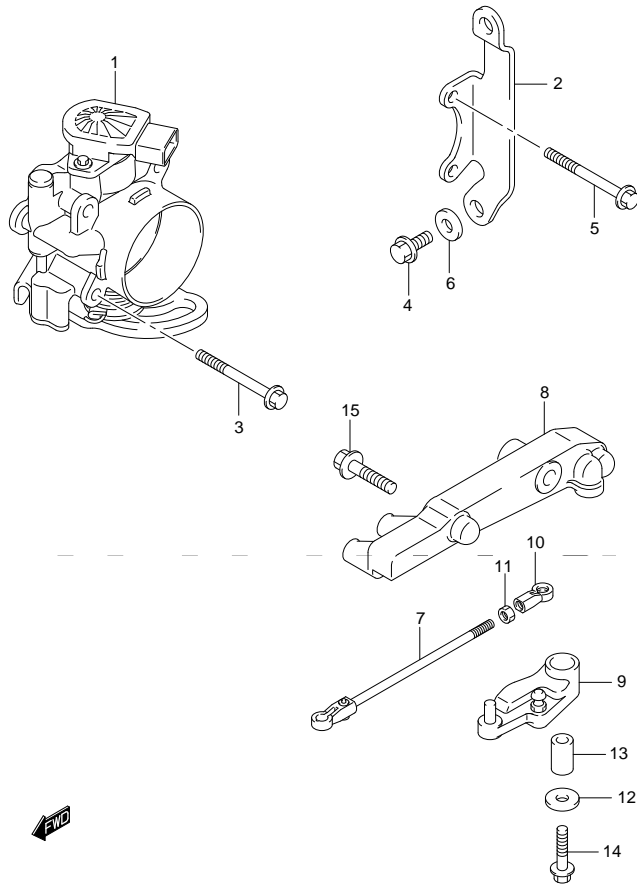


FIG.69 (1-G-10) THROTTLE BODY (DF90ATH E40)

REF. NO.	PART NO.	DESCRIPTION	Q' TY	REMARKS
1	13300-87L00	BODY ASSY, THROTTLE	1	
2	13315-87L00	BRACKET, THROTTLE BODY	1	
3	01550-06507	BOLT	2	
4	01550-06167	BOLT	3	
5	01550-06557	BOLT	2	
6	09160-06084	WASHER (6.5X18X1.6)	1	
7	13510-87L00	ROD, THROTTLE	1	
8	19115-87L00	HOLDER, THROTTLE LEVER	1	
9	19120-87L10	LEVER, THROTTLE	1	
10	19131-95502	CONNECTOR, THROTTLE ROD	1	
11	09140-05005	NUT	1	
12	09160-06046	WASHER (6.5X20X1.5)	1	
13	09180-06186	SPACER (6.2X12.6X21)	1	
14	01550-06357	BOLT	1	
15	01550-08307	BOLT	2	

FIG.70

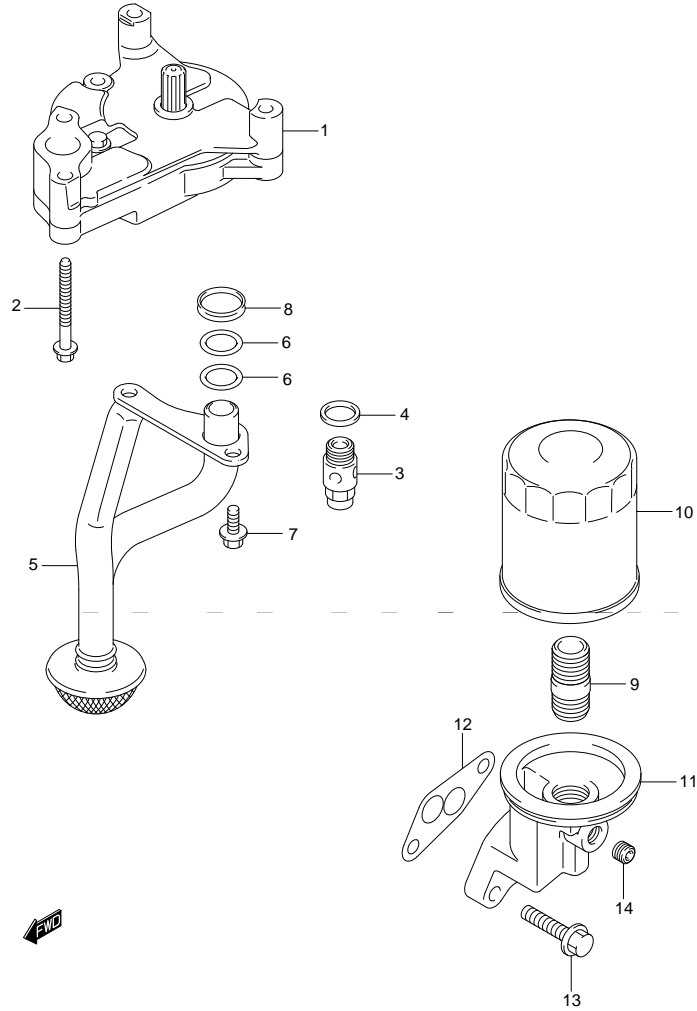


FIG. 70 (1-G-11) OIL PUMP

REF NO.	PART NO.	DESCRIPTION	QTY	REMARKS
1	16400-87L00	PUMP ASSY, OIL	1	
2	09103-06220	BOLT (6X60)	4	
3	16440-99E00	VALVE, OIL RELIEF	1	
4	09168-16002	GASKET (16X22X2)	1	
5	16520-87L00	STRAINER, OIL PUMP	1	
6	09280-17002	O RING (D:2.4,ID:16.8)	2	
7	01550-0616A	BOLT	2	
8	16519-87L00	SEAL, ENGINE HOLDER	1	
9	11241-73004	STAND, OIL FILTER	1	
10	16510-61A31	FILTER ASSY, OIL	1	
11	16531-87L00	CASE, OIL FILTER ADAPTER	1	
12	16539-87L00	GASKET, ADAPTER CASE	1	
13	01550-08307	BOLT	2	
14	09246-05006	PLUG	1	

FIG.71

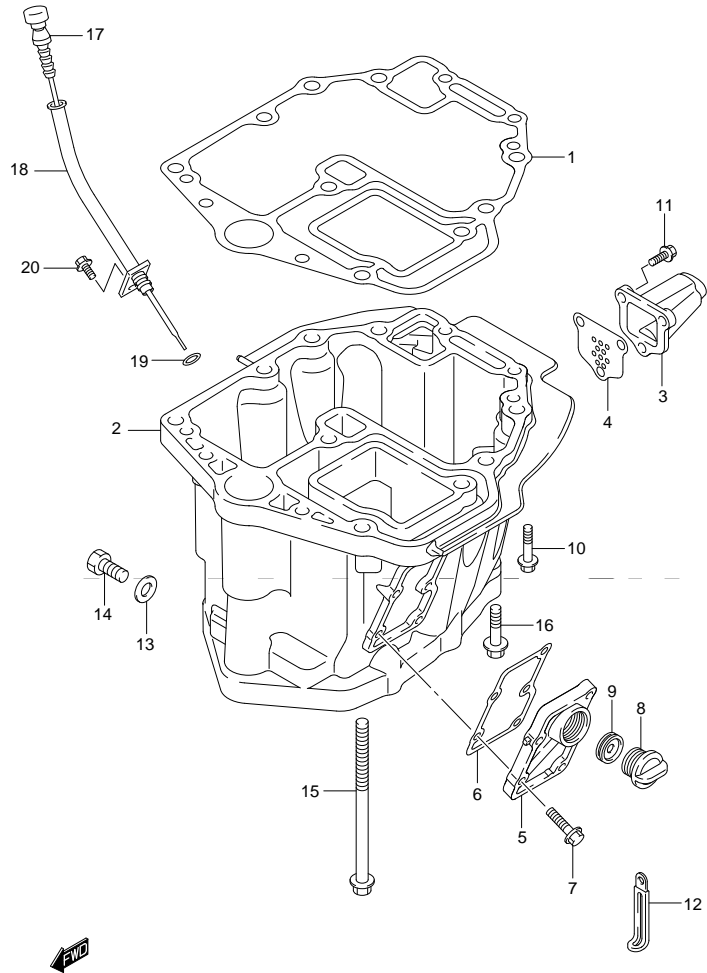


FIG.71 (1-G-12) OIL PAN

REF NO.	PART NO.	DESCRIPTION	Q' TY	REMARKS
1	11489-87L00	GASKET, OIL PAN	1	
2	11501-87L10-0EP	PAN, OIL	1	
3	11541-87L00-0EP	PIPE, EXHAUST	1	
4	11542-87L00	GASKET, EXHAUST TUBE	1	
5	11551-87L00-0EP	COVER, WATER JACKET OIL PAN	1	
6	11552-87L00	GASKET, OIL PAN WTR JKT COV	1	
7	09116-06121	BOLT (6X25)	5	
8	17913-93J00	PLUG, WATER	1	
9	17914-93J00	GASKET, WATER PLUG	1	
10	09116-08128	BOLT (8X40)	4	
11	29116-93J00	BOLT, EXHAUST PIPE (W/WASHER)(L:20)	3	
12	29404-93J10	CLAMP, SPEEDOMETER HOSE	1	
13	09168-12012	GASKET (12.5X20X2.5)	1	
14	09248-12009	PLUG	1	
15	09116-10129	BOLT (10X160)	6	
16	09116-10139	BOLT (10X44)	2	
17	16910-87L00	GAUGE, OIL LEVEL	1	
18	16930-87L00	GUIDE, OIL LEVEL GAUGE	1	
19	09280-09008	O RING (D:2.1,ID:8.8)	1	
20	01550-06127	BOLT	1	

FIG.72

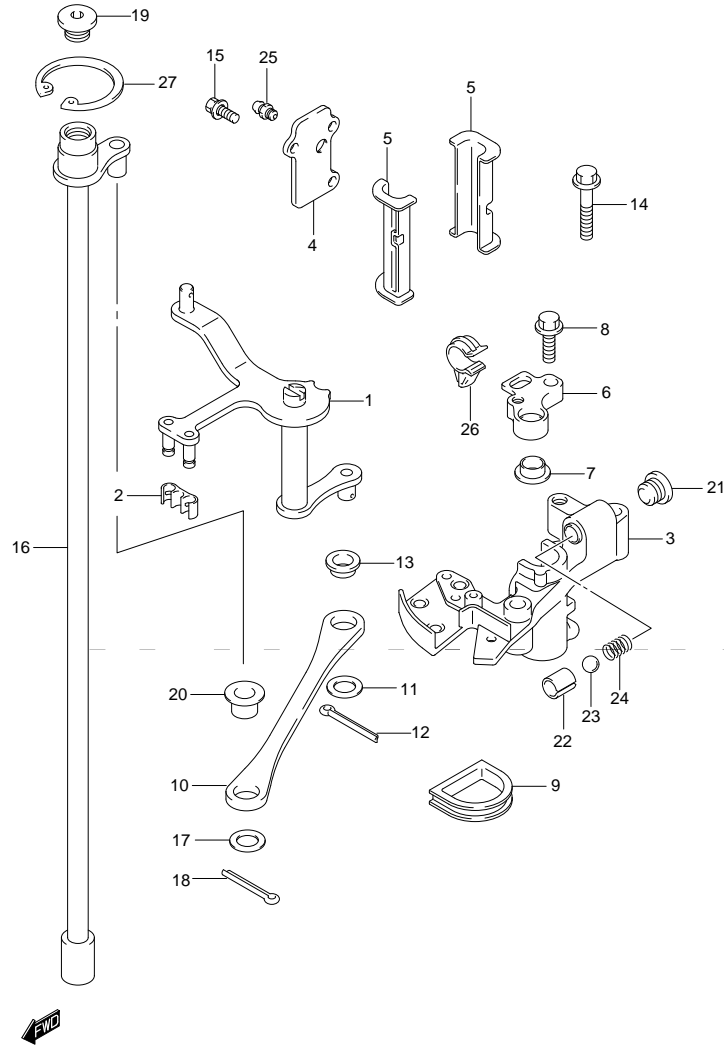


FIG.72 (1-G-13) CLUTCH SHAFT

REF. NO.	PART NO.	DESCRIPTION	Q' TY	REMARKS
1	21110-87L00	LEVER, CLUTCH	1	
2	21131-93J00	BUSH, CLUTCH LEVER	1	
3	21151-87L00	HOLDER, CLUTCH LEVER	1	
4	21152-87L00	PLATE, CLUTCH HOLDER	1	
5	21153-87L00	BUSH, CLUTCH LEVER	2	
6	21155-87L00	HOLDER, SHIFT SENSOR	1	
7	09306-10022	BUSH	1	
8	01550-06207	BOLT	1	
9	21157-87L00	SEAL, CLUTCH HOLDER	1	
10	23115-87L00	LINK, CLUTCH LEVER	1	
11	09160-09019	WASHER (9.2X16X1)	1	
12	09204-01006	PIN	1	
13	09307-09002	BUSH	1	
14	01550-06407	BOLT	2	
15	09116-05010	BOLT (5X12)	3	
16	21210-87L00	SHAFT, CLUTCH	1	
17	09160-09019	WASHER (9.2X16X1)	1	
18	09204-01006	PIN	1	
19	09248-12011	PLUG	1	
20	09307-09002	BUSH	1	
21	11118-95J00	PLUG, NOTCH SPRING	1	
22	09205-10008	SPRING	1	
23	09260-10005	BALL	1	
24	09440-07071	SPRING	1	
25	22511-99011	NIPPLE, GREASE	1	
26	09403-11320	CLAMP	1	
27	08331-41359	CIRCLIP	1	

FIG.73

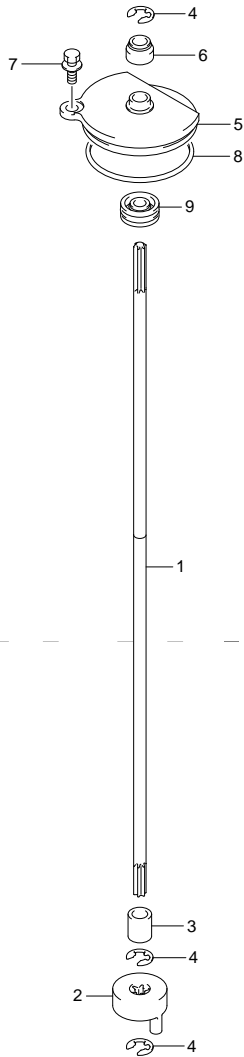
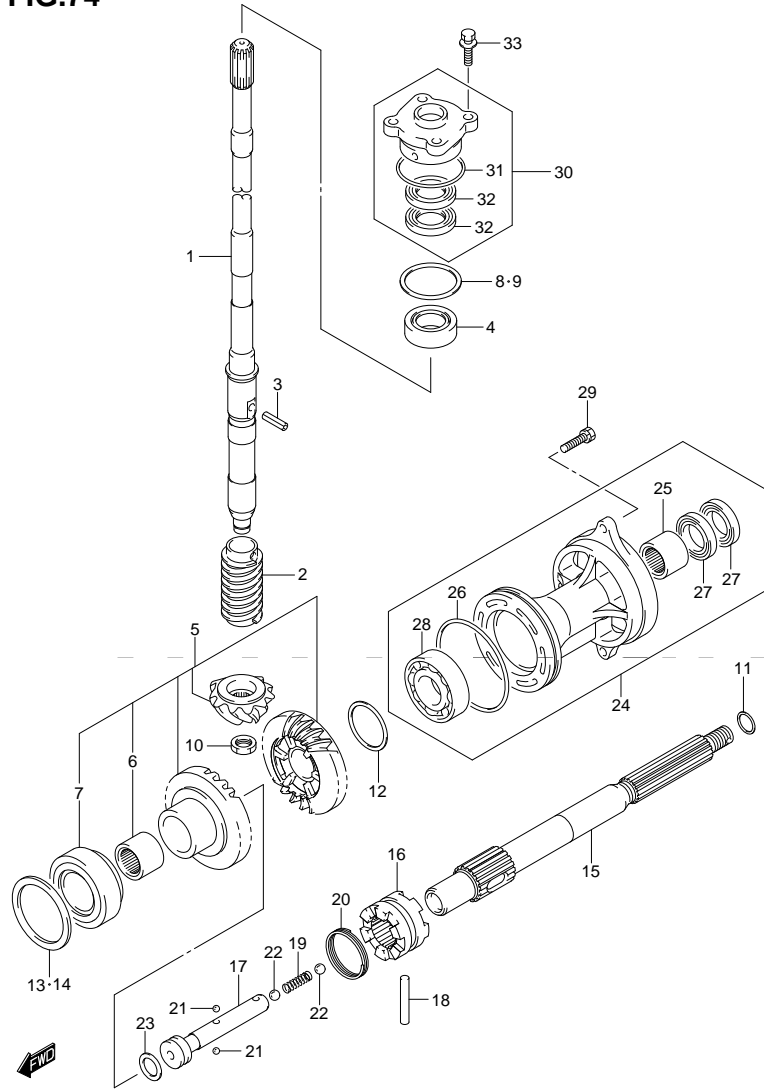


FIG. 73 (1-G-14) CLUTCH ROD

REF NO.	PART NO.	DESCRIPTION	QTY	REMARKS
1-1	25111-87L00	ROD, SHIFT (L)	1	TRANSOM(L)
1-2	25111-87L10	ROD, SHIFT (X)	1	TRANSOM(X)
2	25131-87L01	YOKE, SHIFTER	1	
3	25232-96302	MAGNET, GEAR CASE	1	
4	08332-1107A	E RING	3	
5	25141-87L00	HOUSING, SHIFT ROD GUIDE	1	
6	25223-94400	COVER, GUIDE HSG OIL SEAL	1	
7	29116-93J00	BOLT, SHIFT ROD HSG (6X20)	1	
8	09280-55006	O RING (D:3.4 ID:53.4)	1	
9	09282-08005	OIL SEAL (8X22X7)	1	



FIG.74



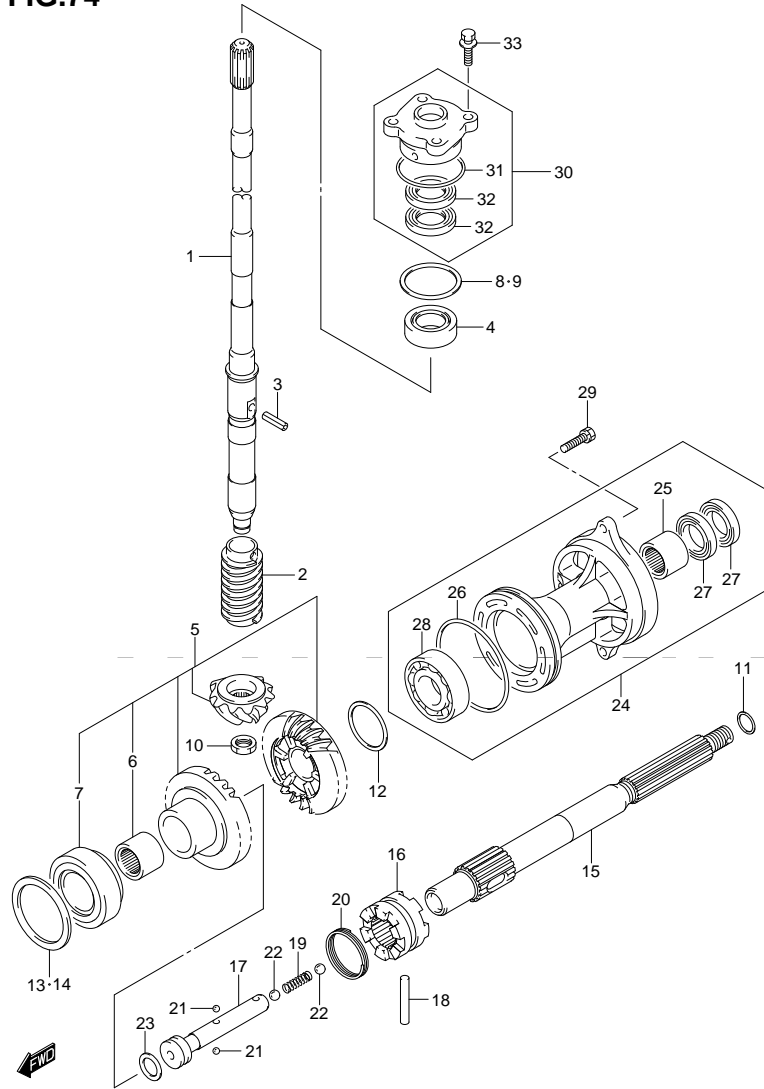
DF70A 80A 90A E01 012_074
TRANSMISSION

FIG. 74 (1-G-15) TRANSMISSION

REF NO.	PART NO.	DESCRIPTION	Q'TY	REMARKS
1-1	57110-87L01	SHAFT ASSY, DRIVE (L)	1	TRANSOM(L)
1-2	57110-87L11	SHAFT ASSY, DRIVE (X)	1	TRANSOM(X)
2	57133-87L00	COLLAR, DRIVE SHAFT	1	
3	09205-05011	SPRING	1	
4	09265-25040	BEARING (25X52X29.25)	1	
5	57300-87860	PINION/GEAR SET	1	
6	09263-25067	·BEARING (25X32X26)	1	
7	09265-40003	·BEARING (40X75X26)	1	
8	57500-87873	SHIM SET, DRIVE SHAFT	1	
9-1	09181-40186	·SHIM (41X52X0.5)	1	
9-2	09181-41002	·SHIM (41X52X0.55)	1	
9-3	09181-41003	·SHIM (41X52X0.6)	1	
9-4	09181-41004	·SHIM (41X52X0.65)	1	
9-5	09181-41005	·SHIM (41X52X0.7)	1	
9-6	09181-41006	·SHIM (41X52X0.75)	1	
9-7	09181-40190	·SHIM (40X52X0.8)	1	
9-8	09181-41008	·SHIM (41X52X0.85)	1	
9-9	09181-41009	·SHIM (41X52X0.9)	1	
9-10	09181-41010	·SHIM (41X52X0.95)	1	
9-11	09181-40195	·SHIM (40X52X1)	1	
9-12	09181-41012	·SHIM (41X52X1.05)	1	
9-13	09181-41013	·SHIM (41X52X1.1)	1	
9-14	09181-41014	·SHIM (41X52X1.15)	1	
10	09140-14024	NUT	1	
11-1	09181-25130	SHIM (25X32X0.5)	1	PROP SHAFT REV THRUST
11-2	09181-25139	SHIM (25X32X1)	1	PROP SHAFT REV THRUST
11-3	09181-25143	SHIM (25X32X1.09)	1	PROP SHAFT REV THRUST
11-4	09181-25149	SHIM (25X32X1.21)	1	PROP SHAFT REV THRUST
11-5	09181-25153	SHIM (25X32X1.3)	1	PROP SHAFT REV THRUST
11-6	09181-25072	WASHER (25X32X1.4)	1	PROP SHAFT REV THRUST
11-7	09181-25073	WASHER (25X32X1.5)	1	PROP SHAFT REV THRUST
11-8	09181-25074	WASHER (25X32X1.6)	1	PROP SHAFT REV THRUST
11-9	09181-25075	WASHER (25X32X1.7)	1	PROP SHAFT REV THRUST
12-1	09181-40018	SHIM (40X46.8X0.55)	1	REV GEAR

DF70A 80A 90A E01 01

FIG.74



DF70A 80A 90A E01 012_074
TRANSMISSION

FIG.74 (1-H-2) TRANSMISSION

REF NO.	PART NO.	DESCRIPTION	Q'TY	REMARKS
12-2	09181-40004	SHIM (40X46.8X0.6)	1	REV GEAR
12-3	09181-40005	SHIM (40X46.8X0.65)	1	REV GEAR
12-4	09181-40006	SHIM (40X46.8X0.7)	1	REV GEAR
12-5	09181-40007	SHIM (40X46.8X0.75)	1	REV GEAR
12-6	09181-40008	SHIM (40X46.8X0.8)	1	REV GEAR
12-7	09181-40009	SHIM (40X46.8X0.85)	1	REV GEAR
12-8	09181-40010	SHIM (40X46.8X0.9)	1	REV GEAR
12-9	09181-40011	SHIM (40X46.8X0.95)	1	REV GEAR
12-10	09181-40012	SHIM (40X46.8X1)	1	REV GEAR
12-11	09181-40013	SHIM (40X46.8X1.05)	1	REV GEAR
13	57500-87882	SHIM SET, FORWARD GEAR	1	FWD GEAR
14-1	09181-64002	·SHIM (64X75X0.55)	1	FWD GEAR
14-2	09181-64003	·SHIM (64X75X0.6)	1	FWD GEAR
14-3	09181-64004	·SHIM (64X75X0.65)	1	FWD GEAR
14-4	09181-64005	·SHIM (64X75X0.7)	1	FWD GEAR
14-5	09181-64006	·SHIM (64X75X0.75)	1	FWD GEAR
14-6	09181-64007	·SHIM (64X75X0.8)	1	FWD GEAR
14-7	09181-64008	·SHIM (64X75X0.85)	1	FWD GEAR
14-8	09181-64009	·SHIM (64X75X0.9)	1	FWD GEAR
14-9	09181-64010	·SHIM (64X75X0.95)	1	FWD GEAR
14-10	09181-64011	·SHIM (64X75X1)	1	FWD GEAR
15	57610-87L00	SHAFT, PROPELLER	1	
16	57621-87L00	SHIFTER, CLUTCH DOG	1	
17	57631-87L00	PIN, CONNECTOR	1	
18	09202-07003	PIN	1	
19	09440-09043	SPRING	1	
20	09440-42002	SPRING	1	
21	06111-07004	BALL	2	
22	06111-11004	BALL	2	
23	09181-25030	SHIM (25X32X3)	1	
24	56120-87L30-0EP	HOUSING, PROP SHAFT BRG	1	
25	09263-25067	·BEARING (25X32X26)	1	
26	09280-92004	·O RING (D:3.1 ID:89.4)	1	

FIG.74

FIG. 74 (1-H-3) TRANSMISSION

REF NO.	PART NO.	DESCRIPTION	QTY	REMARKS
27	09282-25001	·OIL SEAL (25X38X8)	2	
28	08113-60087	·BEARING	1	
29	09117-08047	BOLT (8X30)	2	
30	56130-87L00	HOUSING, DRIVE SHAFT OIL SEAL	1	
31	09280-46004	·O RING (D:3.5,ID:45.7)	1	
32	09282-22007	·OIL SEAL (22X36X6)	2	
33	09117-08057	BOLT (8X25)	4	

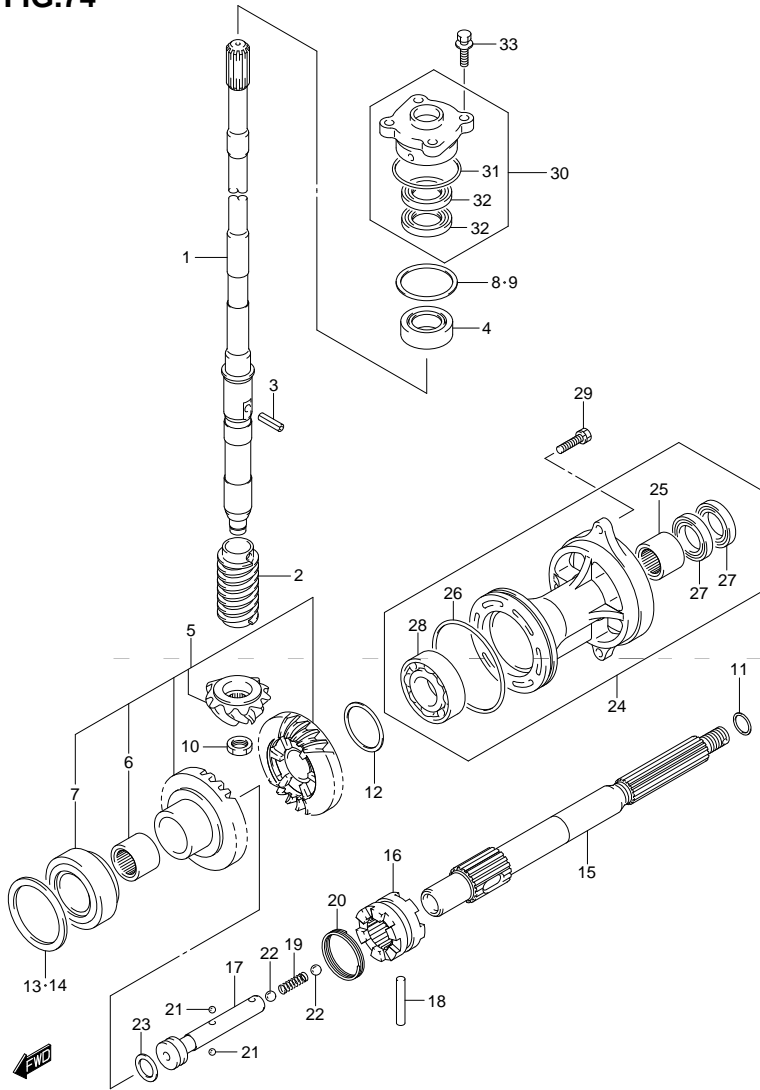


FIG.75

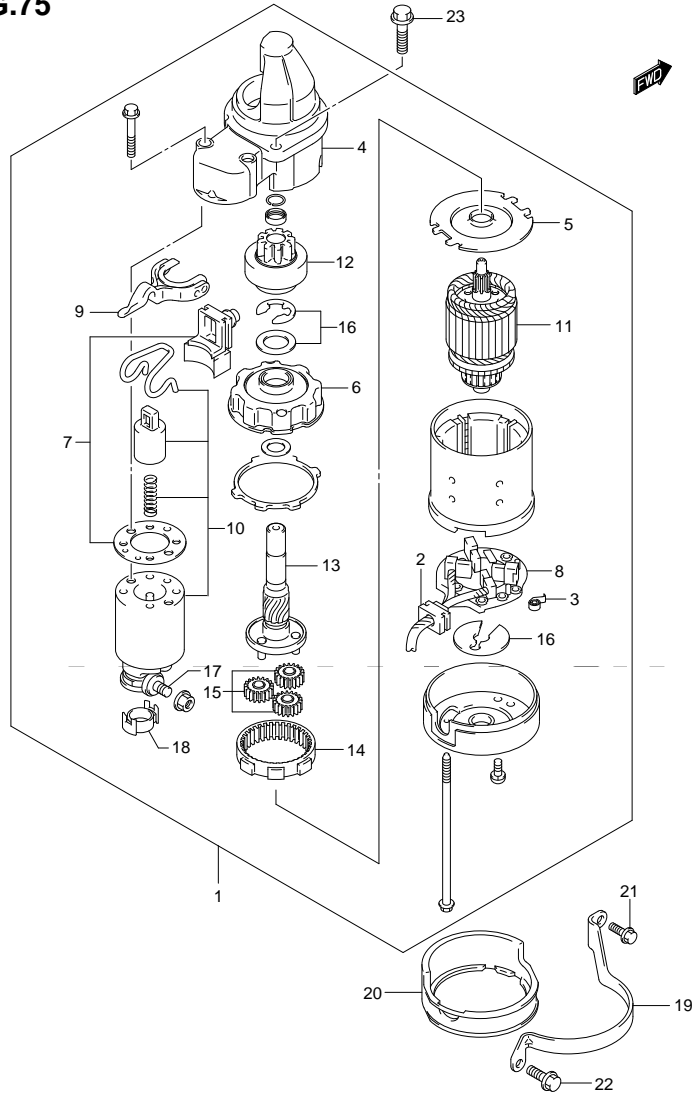
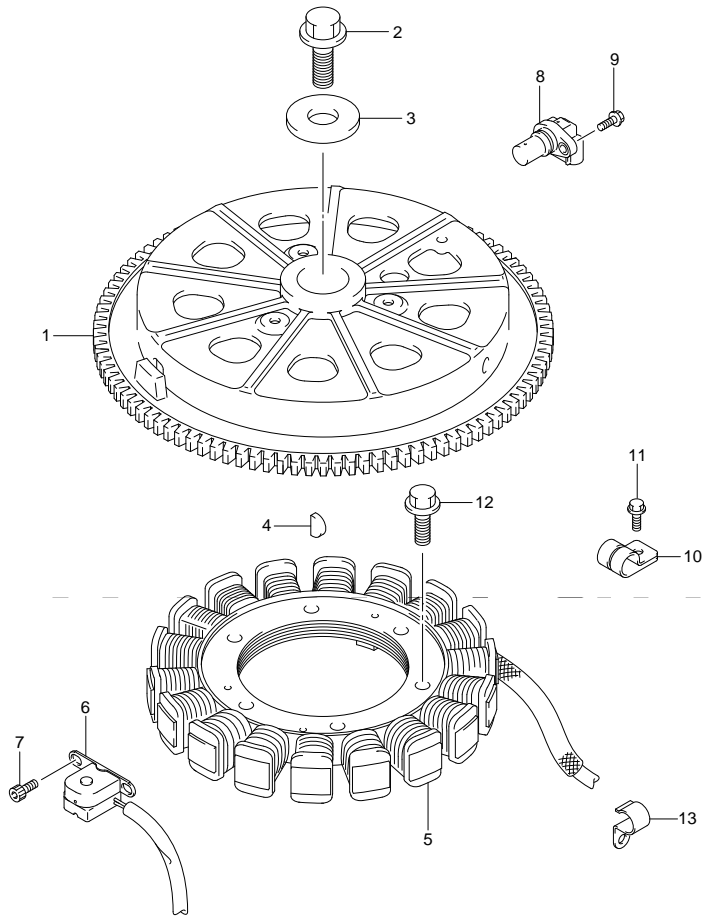


FIG.75 (1-H-4) STARTING MOTOR

REF NO.	PART NO.	DESCRIPTION	Q'TY	REMARKS
1	31100-96J01	STARTING MOTOR	1	
2	31131-90J01	·BRUSH SET, PLUS	1	
3	31135-90J00	·SPRING	4	
4	31151-94J00	·CASE, GEAR	1	
5	31152-90J00	·PLATE, CENTER	1	
6	31153-90J00	·BRACKET, PLANET GEAR	1	
7	31171-96J00	·COVER KIT, DUST	1	
8	31173-90J01	·HOLDER, BRUSH	1	
9	31191-96J00	·LEVER, SHIFT	1	
10	31220-94J00	·SWITCH, MAGNET	1	
11	31310-90J00	·ARMATURE	1	
12	31320-93J00	·PINION	1	
13	31341-93J00	·SHAFT, PINION	1	
14	31343-90J00	·INTERNAL GEAR	1	
15	31344-90J00	·GEAR, PLANETARY	3	
16	31360-93J01	·WASHER SET	1	
17	31913-93J00	·TERMONAL	1	
18	31914-93J00	·CAP, TERMINAL	1	
19	31912-87L00	BAND, STARTING MOTOR	1	
20	31918-87L00	DAMPER, LOWER	1	
21	01550-06167	BOLT	1	
22	01550-08207	BOLT	1	
23	01550-08357	BOLT	2	

FIG.76

FIG.76 (1-H-5) MAGNETO

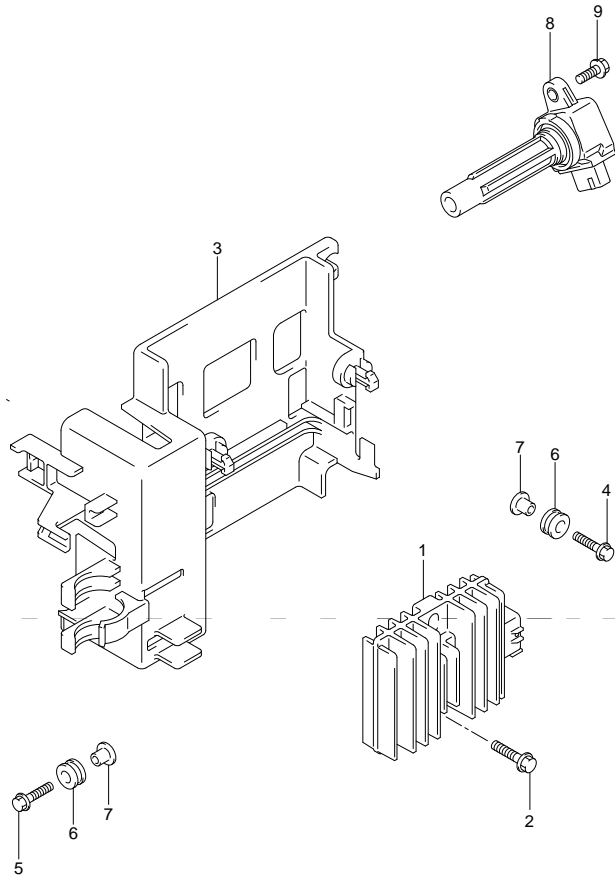


REF NO.	PART NO.	DESCRIPTION	QTY	REMARKS
1	32102-87L00	FLYWHEEL	1	
2	09103-16004	BOLT (16X50)	1	
3	09160-16047	WASHER (16.5X48.5X4.5)	1	
4	09420-04008	KEY	1	
5	32120-87L10	COIL, BATTERY CHARGING	1	
6	32160-87L00	COIL, IGNITION TIMING	1	
7	09106-05030	BOLT (5X10)	2	
8	33220-58J20	SENSOR ASSY, CAM POSITION	1	
9	01547-06167	BOLT	1	
10	09403-13408	CLAMP	2	
11	01550-06127	BOLT	2	
12	09103-06282	BOLT (6X25)	3	
13	09403-20301	CLAMP	1	



FIG.77

FIG.77 (1-H-6) RECTIFIER / IGNITION COIL



REF NO.	PART NO.	DESCRIPTION	Q' TY	REMARKS
1	32800-87L00	RECTIFIER/REGULATOR ASSY	1	
2	01550-06257	BOLT	2	
3	32890-87L00	HOLDER, ELECTRIC PARTS	1	
4	09116-06202	BOLT (6X25)	2	
5	01550-06257	BOLT	1	
6	09169-06062	WASHER	3	
7	09320-09016	CUSHION	3	
8	33410-87L00	COIL ASSY, IGNITION	4	
9	01547-06207	BOLT	4	



FIG.78

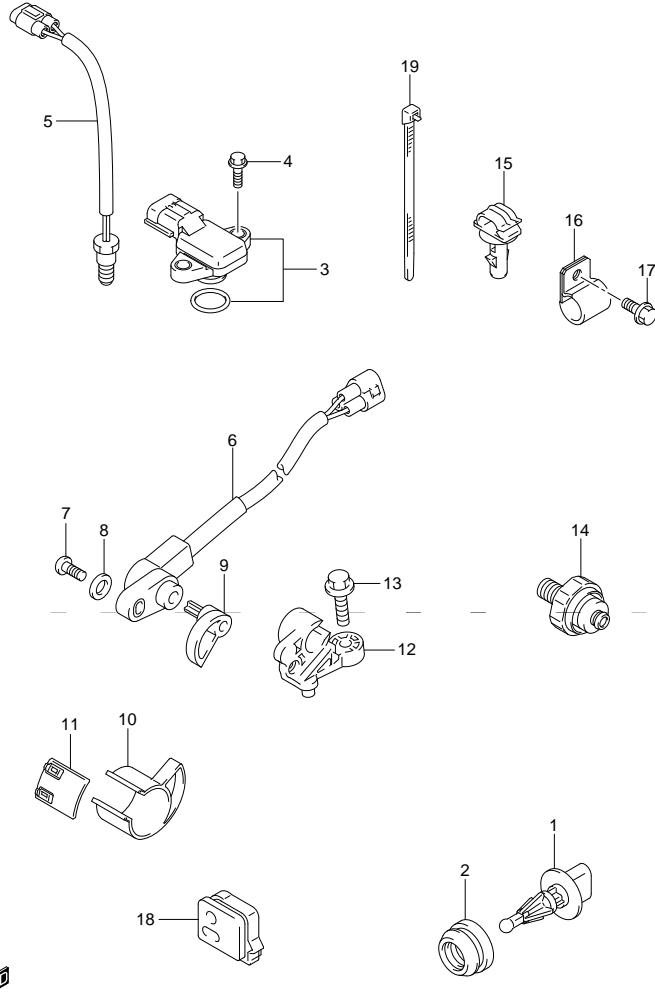


FIG.78 (1-H-7) SENSOR

REF NO.	PART NO.	DESCRIPTION	Q'TY	REMARKS
1	13650-52G00	SENSOR, INLET AIR TEMP	1	
2	13655-87J00	GROMMET, AIR TEMP SENSOR	1	
3	18590-68H00	SENSOR, PRESSURE	1	
4	02162-05207	SCREW	2	
5	34830-87J20	SENSOR ASSY, CYLINDER TEMP	1	
6	34840-98J10	SENSOR ASSY, TRIM	1	
7	09125-05046	SCREW (5X12)	1	
8	09160-05029	WASHER (5.5X12X0.8)	1	
9	34841-87L10	LEVER, TRIM SENSOR	1	
10	34842-87L01	CAM, TRIM SENSOR UPPER	1	
11	34843-87L00	CAM, TRIM SENSOR LOWER	1	
12	34845-87L10	BRACKET, TRIM SENSOR	1	
13	09103-06093	BOLT (6X20)	1	
14	37820-99E01	SWITCH, OIL PRESSURE	1	
15	09403-07338	CLAMP	1	
16	09403-19409	CLAMP	1	
17	09103-06152	BOLT (6X12)	1	
18	36656-87L00	GROMMET, PTT CABLE	1	
19	09407-14407	CLAMP (L:145)	2	

FIG.79

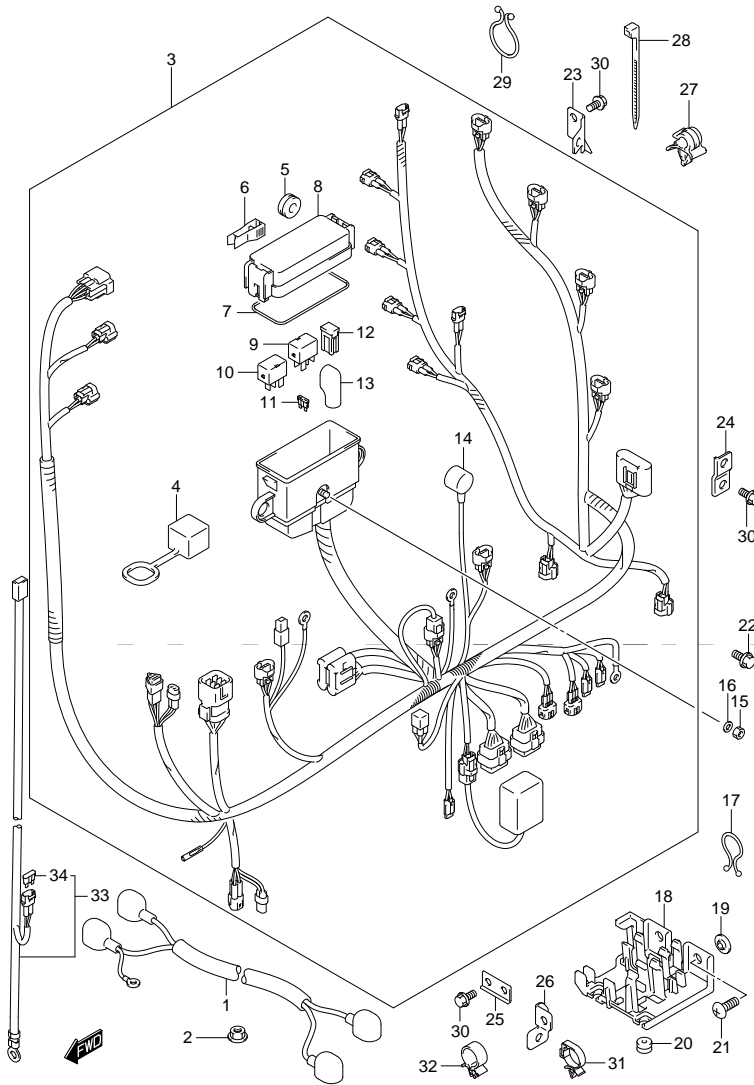


FIG.79 (1-H-8) HARNESS (DF70A E01)

REF NO.	PART NO.	DESCRIPTION	Q'TY	REMARKS
1	33810-90J10	CABLE, STARTER MOTOR	1	
2	08316-10087	NUT	1	
3	36610-87L30	HARNESS ASSY, WIRING	1	
4	33634-96J00	·CAP, SERVICE CONNECTOR	1	
5	09320-08021	·CUSHION	2	
6	36737-96J00	·PULLER, FUSE	1	
7	36721-96J00	·O RING, UPPER COVER	1	
8	36738-87L00	·COVER, FUSE CASE UPPER	1	
9	38860-76F01	·RELAY, ENG CONTROL UNIT	1	
10	38860-76F01	·RELAY ASSY, STARTER MOTOR	1	
11-1	09481-10501	·FUSE (10A)	3	
11-2	09481-30501	·FUSE (30A)	3	
12	09481-40401	·FUSE (40A)	2	
13	36612-96J00	·CAP, TERMINAL	1	
14	36618-43410	·CAP, OIL PRESSURE SWITCH	1	
15	08310-00067	NUT	1	
16	08321-01067	WASHER	1	
17	09408-00021	CLIP	1	
18	36616-87L00	HOLDER, CABLE	1	
19	09169-06053	WASHER	2	
20	09320-04009	BUSH	2	
21	02142-06167	SCREW	2	
22	01550-06127	BOLT	1	
23	36617-87L00	CLAMP, HARNESS	1	
24	36617-93J00	BRACKET, HARNESS	1	
25	36617-87L10	CLAMP, HARNESS	1	
26	36617-87L20	CLAMP, HARNESS	1	
27	09403-07308	CLAMP	1	
28	09407-14407	CLAMP (L:145)	1	
29	09408-00024	CLIP	1	
30	01550-06127	BOLT	2	
31	09403-11321	CLAMP	1	
32	09403-12409	CLAMP	1	

FIG.79

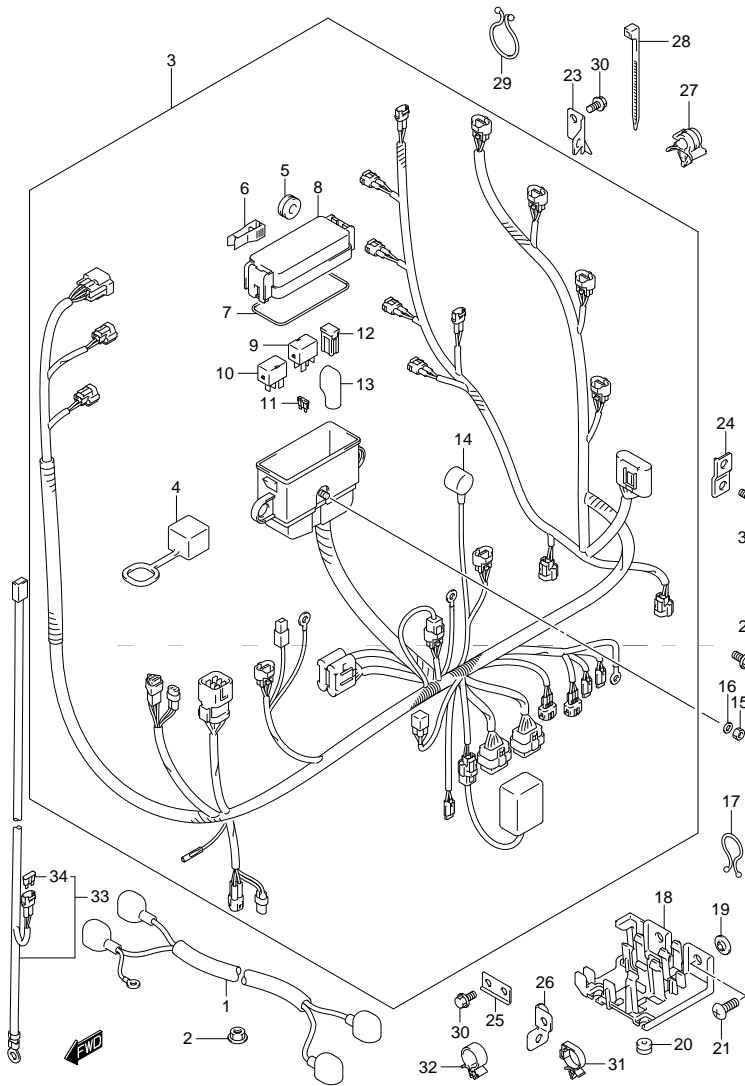


FIG. 79 (1-H-9) HARNESS (DF70A E01)

REF NO.	PART NO.	DESCRIPTION	QTY	REMARKS
33	36625-93J10	LEAD, BATTERY	1	OPT L:6500
34	09481-15501	FUSE (15A)	1	OPT

FIG.80

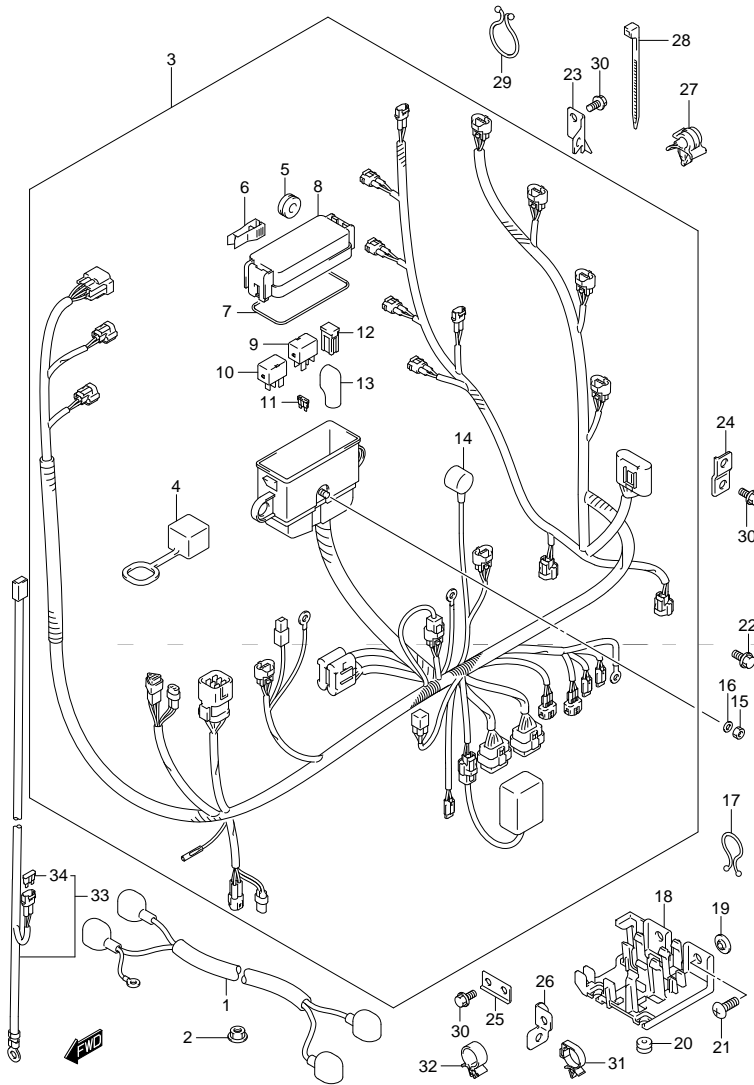


FIG.80 (1-H-10) HARNESS (DF70A F40)

REF NO.	PART NO.	DESCRIPTION	Q'TY	REMARKS
1	33810-90J10	CABLE, STARTER MOTOR	1	
2	08316-10087	NUT	1	
3	36610-87L30	HARNESS ASSY, WIRING	1	
4	33634-96J00	·CAP, SERVICE CONNECTOR	1	
5	09320-08021	·CUSHION	2	
6	36737-96J00	·PULLER, FUSE	1	
7	36721-96J00	·O RING, UPPER COVER	1	
8	36738-87L00	·COVER, FUSE CASE UPPER	1	
9	38860-76F01	·RELAY, ENG CONTROL UNIT	1	
10	38860-76F01	·RELAY ASSY, STARTER MOTOR	1	
11-1	09481-10501	·FUSE (10A)	3	
11-2	09481-30501	·FUSE (30A)	3	
12	09481-40401	·FUSE (40A)	2	
13	36612-96J00	·CAP, TERMINAL	1	
14	36618-43410	·CAP, OIL PRESSURE SWITCH	1	
15	08310-00067	NUT	1	
16	08321-01067	WASHER	1	
17	09408-00021	CLIP	1	
18	36616-87L00	HOLDER, CABLE	1	
19	09169-06053	WASHER	2	
20	09320-04009	BUSH	2	
21	02142-06167	SCREW	2	
22	01550-06127	BOLT	1	
23	36617-87L00	CLAMP, HARNESS	1	
24	36617-93J00	BRACKET, HARNESS	1	
25	36617-87L10	CLAMP, HARNESS	1	
26	36617-87L20	CLAMP, HARNESS	1	
27	09403-07308	CLAMP	1	
28	09407-14407	CLAMP (L:145)	1	
29	09408-00024	CLIP	1	
30	01550-06127	BOLT	2	
31	09403-11321	CLAMP	1	
32	09403-12409	CLAMP	1	

FIG.80

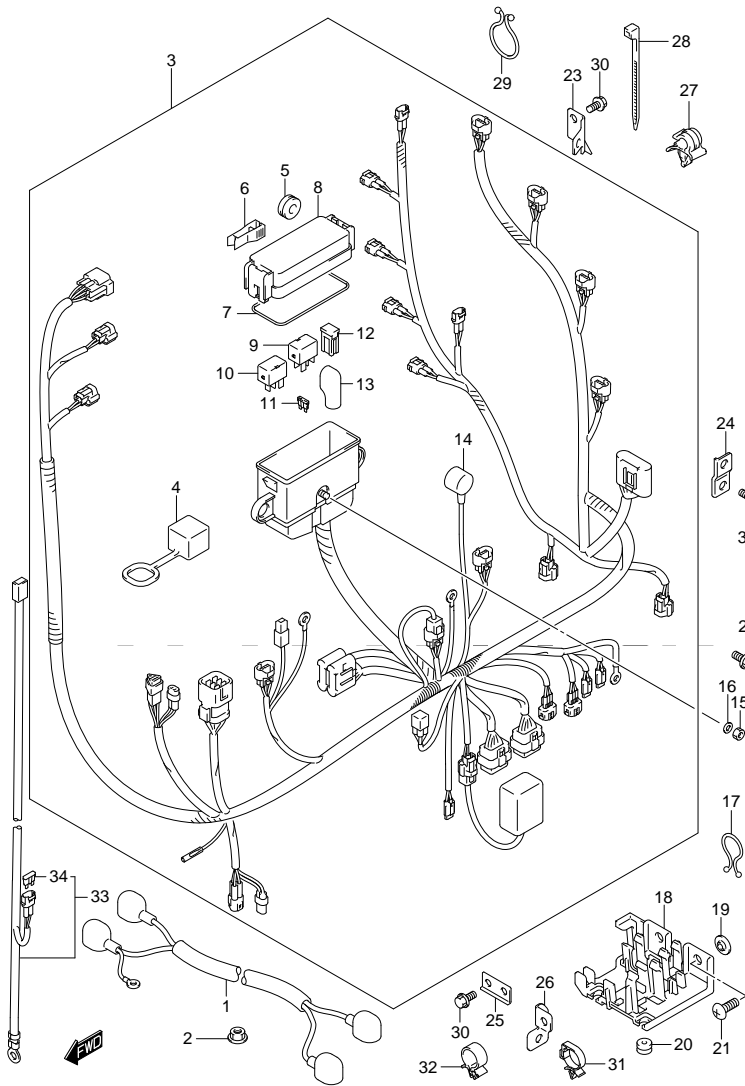


FIG. 80 (1-H-11) HARNESS (DF70A E40)

REF NO.	PART NO.	DESCRIPTION	QTY	REMARKS
33	36625-93J10	LEAD, BATTERY	1	OPT L:6500
34	09481-15501	FUSE (15A)	1	OPT

FIG.81

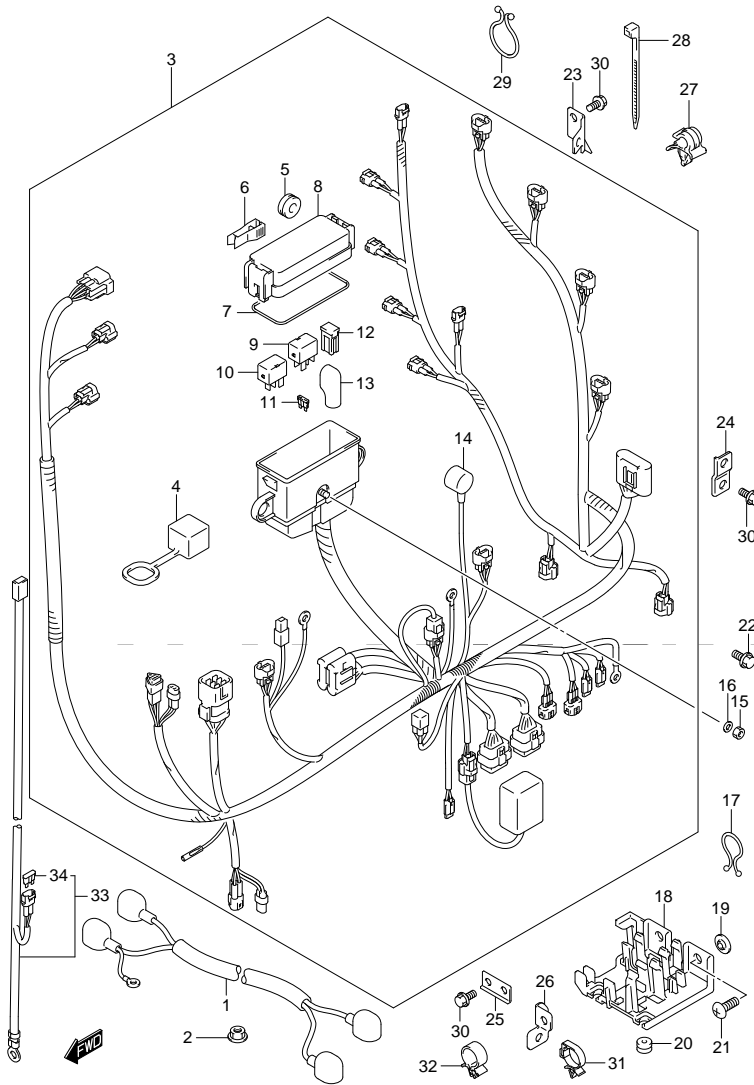


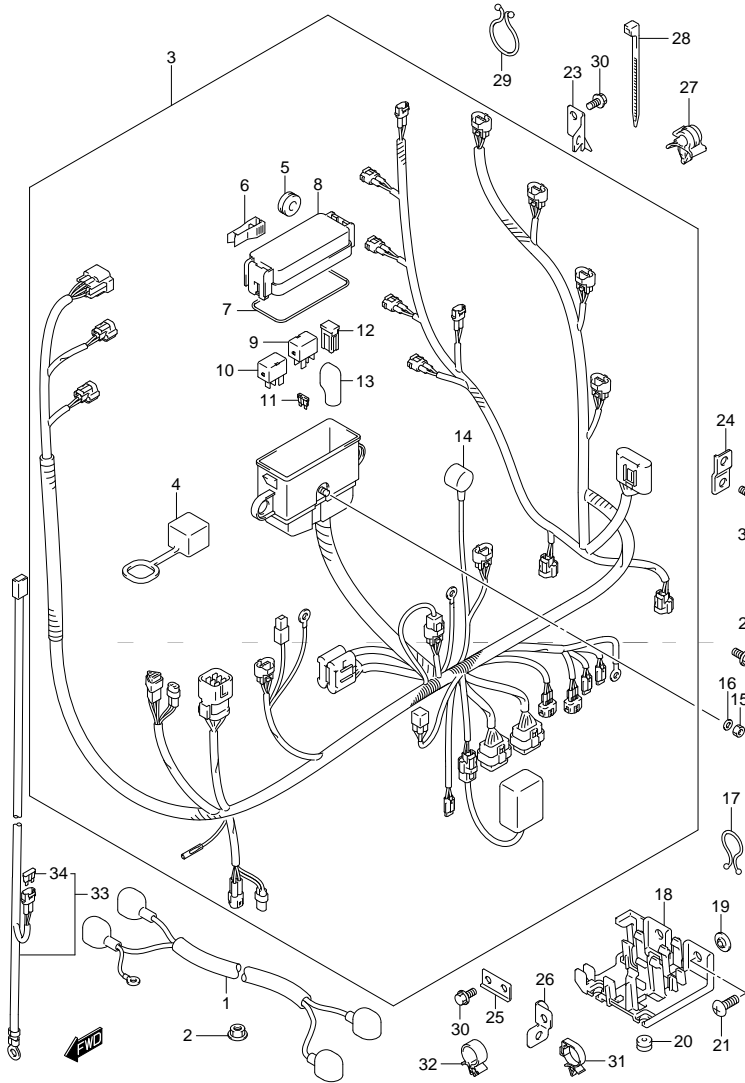
FIG.81 (1-H-12) HARNESS (DF70ATH E01)

REF NO.	PART NO.	DESCRIPTION	Q'TY	REMARKS
1	33810-90J10	CABLE, STARTER MOTOR	1	
2	08316-10087	NUT	1	
3	36610-87L30	HARNESS ASSY, WIRING	1	
4	33634-96J00	·CAP, SERVICE CONNECTOR	1	
5	09320-08021	·CUSHION	2	
6	36737-96J00	·PULLER, FUSE	1	
7	36721-96J00	·O RING, UPPER COVER	1	
8	36738-87L00	·COVER, FUSE CASE UPPER	1	
9	38860-76F01	·RELAY, ENG CONTROL UNIT	1	
10	38860-76F01	·RELAY ASSY, STARTER MOTOR	1	
11-1	09481-10501	·FUSE (10A)	3	
11-2	09481-30501	·FUSE (30A)	3	
12	09481-40401	·FUSE (40A)	2	
13	36612-96J00	·CAP, TERMINAL	1	
14	36618-43410	·CAP, OIL PRESSURE SWITCH	1	
15	08310-00067	NUT	1	
16	08321-01067	WASHER	1	
17	09408-00021	CLIP	1	
18	36616-87L00	HOLDER, CABLE	1	
19	09169-06053	WASHER	2	
20	09320-04009	BUSH	2	
21	02142-06167	SCREW	2	
22	01550-06127	BOLT	1	
23	36617-87L00	CLAMP, HARNESS	1	
24	36617-93J00	BRACKET, HARNESS	1	
25	36617-87L10	CLAMP, HARNESS	1	
26	36617-87L20	CLAMP, HARNESS	1	
27	09403-07308	CLAMP	1	
28	09407-14407	CLAMP (L:145)	1	
29	09408-00024	CLIP	1	
30	01550-06127	BOLT	2	
31	09403-11321	CLAMP	1	
32	09403-12409	CLAMP	1	

FIG.81

FIG. 81 (1-H-13) HARNESS (DF70ATH E01)

REF NO.	PART NO.	DESCRIPTION	Q'TY	REMARKS
33	36625-93J10	LEAD, BATTERY	1	OPT L:6500
34	09481-15501	FUSE (15A)	1	OPT



DF70A 80A 90A E01 012_081
HARNESS

DF70A 80A 90A E01 01

FIG.82

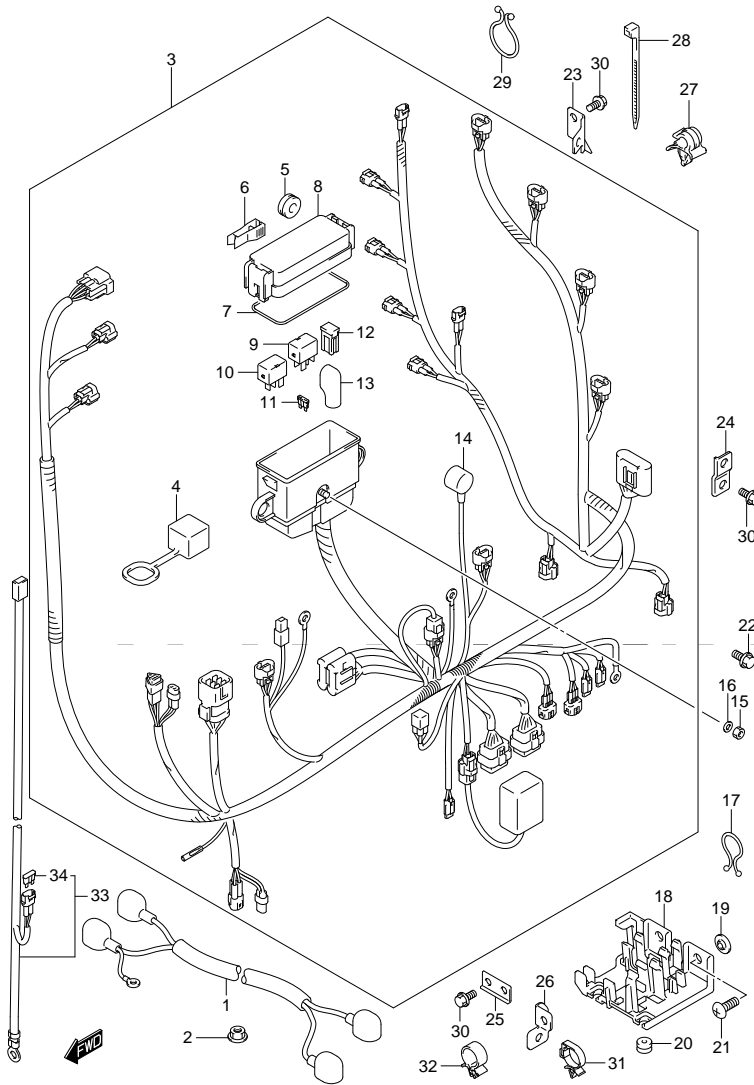


FIG.82 (1-H-14) HARNESS (DF70ATH E40)

REF NO.	PART NO.	DESCRIPTION	Q'TY	REMARKS
1	33810-90J10	CABLE, STARTER MOTOR	1	
2	08316-10087	NUT	1	
3	36610-87L30	HARNESS ASSY, WIRING	1	
4	33634-96J00	·CAP, SERVICE CONNECTOR	1	
5	09320-08021	·CUSHION	2	
6	36737-96J00	·PULLER, FUSE	1	
7	36721-96J00	·O RING, UPPER COVER	1	
8	36738-87L00	·COVER, FUSE CASE UPPER	1	
9	38860-76F01	·RELAY, ENG CONTROL UNIT	1	
10	38860-76F01	·RELAY ASSY, STARTER MOTOR	1	
11-1	09481-10501	·FUSE (10A)	3	
11-2	09481-30501	·FUSE (30A)	3	
12	09481-40401	·FUSE (40A)	2	
13	36612-96J00	·CAP, TERMINAL	1	
14	36618-43410	·CAP, OIL PRESSURE SWITCH	1	
15	08310-00067	NUT	1	
16	08321-01067	WASHER	1	
17	09408-00021	CLIP	1	
18	36616-87L00	HOLDER, CABLE	1	
19	09169-06053	WASHER	2	
20	09320-04009	BUSH	2	
21	02142-06167	SCREW	2	
22	01550-06127	BOLT	1	
23	36617-87L00	CLAMP, HARNESS	1	
24	36617-93J00	BRACKET, HARNESS	1	
25	36617-87L10	CLAMP, HARNESS	1	
26	36617-87L20	CLAMP, HARNESS	1	
27	09403-07308	CLAMP	1	
28	09407-14407	CLAMP (L:145)	1	
29	09408-00024	CLIP	1	
30	01550-06127	BOLT	2	
31	09403-11321	CLAMP	1	
32	09403-12409	CLAMP	1	

FIG.82

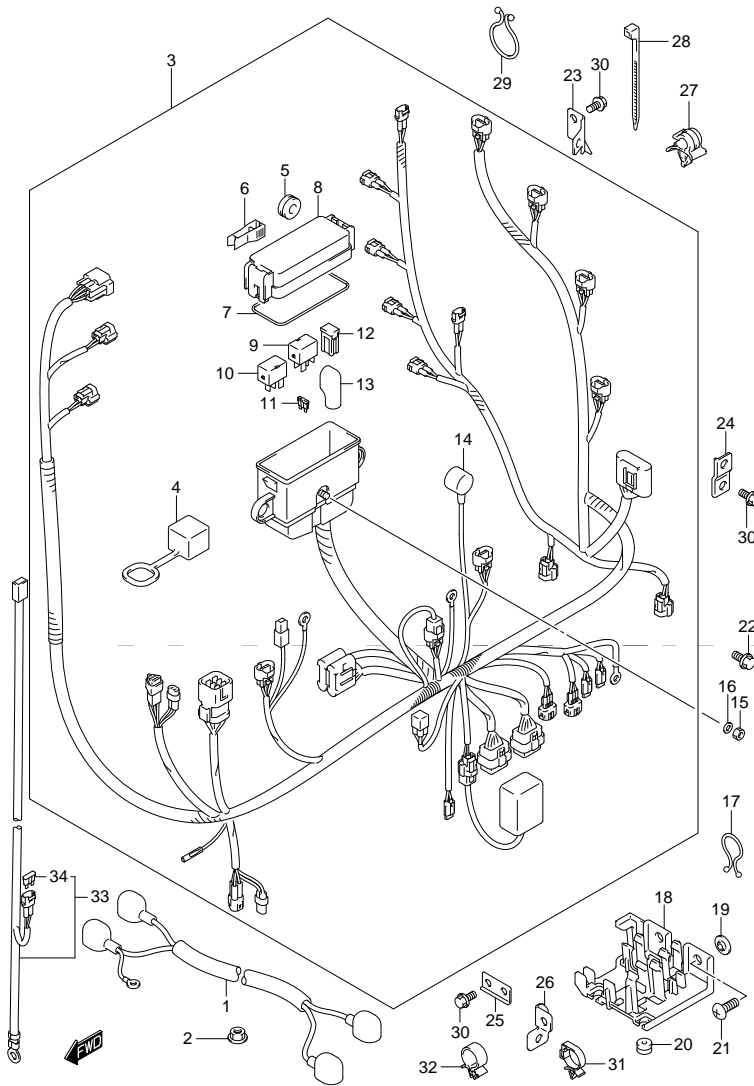


FIG. 82 (1-H-15) HARNESS (DF70ATH E40)

REF NO.	PART NO.	DESCRIPTION	Q'TY	REMARKS
33	36625-93J10	LEAD, BATTERY	1	OPT L:6500
34	09481-15501	FUSE (15A)	1	OPT

FIG.83

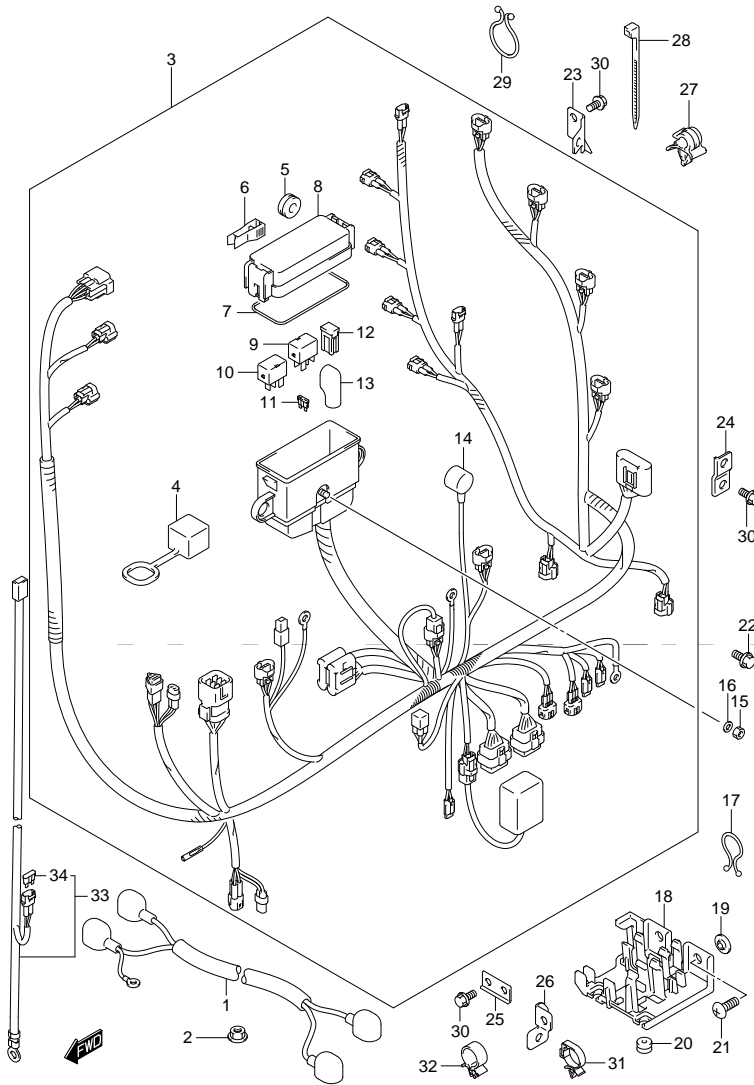


FIG.83 (1-1-2) HARNESS (DF80A E01)

REF NO.	PART NO.	DESCRIPTION	Q'TY	REMARKS
1	33810-90J10	CABLE, STARTER MOTOR	1	
2	08316-10087	NUT	1	
3	36610-87L30	HARNESS ASSY, WIRING	1	
4	33634-96J00	·CAP, SERVICE CONNECTOR	1	
5	09320-08021	·CUSHION	2	
6	36737-96J00	·PULLER, FUSE	1	
7	36721-96J00	·O RING, UPPER COVER	1	
8	36738-87L00	·COVER, FUSE CASE UPPER	1	
9	38860-76F01	·RELAY, ENG CONTROL UNIT	1	
10	38860-76F01	·RELAY ASSY, STARTER MOTOR	1	
11-1	09481-10501	·FUSE (10A)	3	
11-2	09481-30501	·FUSE (30A)	3	
12	09481-40401	·FUSE (40A)	2	
13	36612-96J00	·CAP, TERMINAL	1	
14	36618-43410	·CAP, OIL PRESSURE SWITCH	1	
15	08310-00067	NUT	1	
16	08321-01067	WASHER	1	
17	09408-00021	CLIP	1	
18	36616-87L00	HOLDER, CABLE	1	
19	09169-06053	WASHER	2	
20	09320-04009	BUSH	2	
21	02142-06167	SCREW	2	
22	01550-06127	BOLT	1	
23	36617-87L00	CLAMP, HARNESS	1	
24	36617-93J00	BRACKET, HARNESS	1	
25	36617-87L10	CLAMP, HARNESS	1	
26	36617-87L20	CLAMP, HARNESS	1	
27	09403-07308	CLAMP	1	
28	09407-14407	CLAMP (L:145)	1	
29	09408-00024	CLIP	1	
30	01550-06127	BOLT	2	
31	09403-11321	CLAMP	1	
32	09403-12409	CLAMP	1	

FIG.83

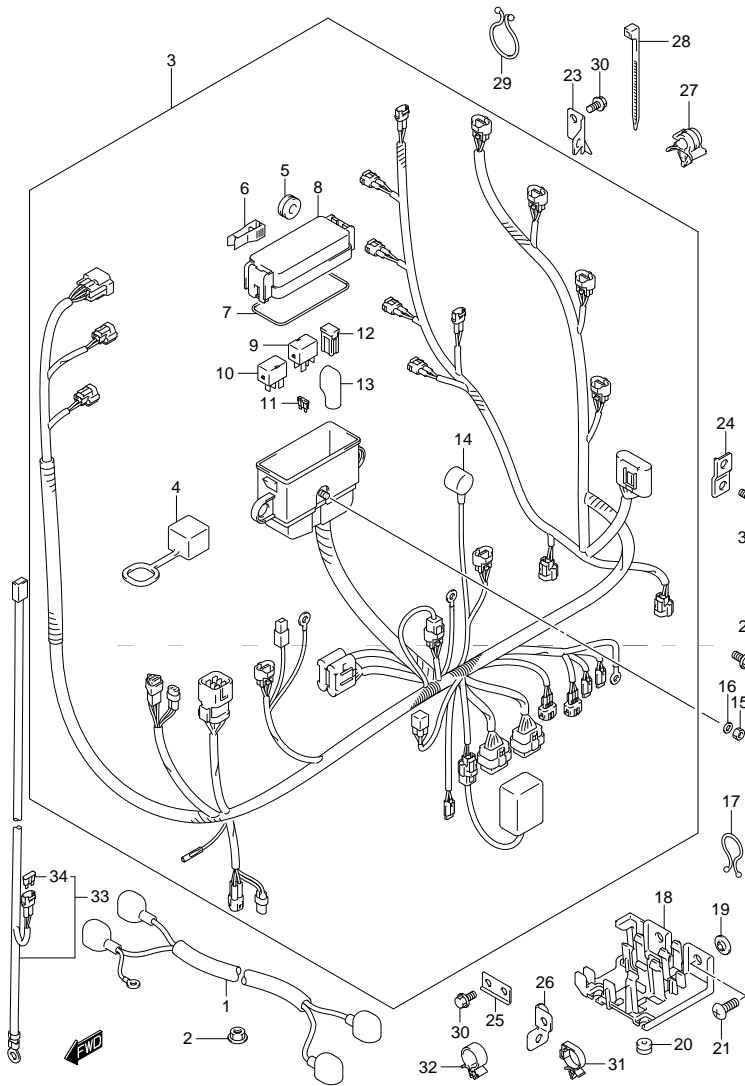


FIG. 83 (1-1-3) HARNESS (DF80A E01)

REF NO.	PART NO.	DESCRIPTION	Q'TY	REMARKS
33	36625-93J10	LEAD, BATTERY	1	OPT L:6500
34	09481-15501	FUSE (15A)	1	OPT

FIG.84

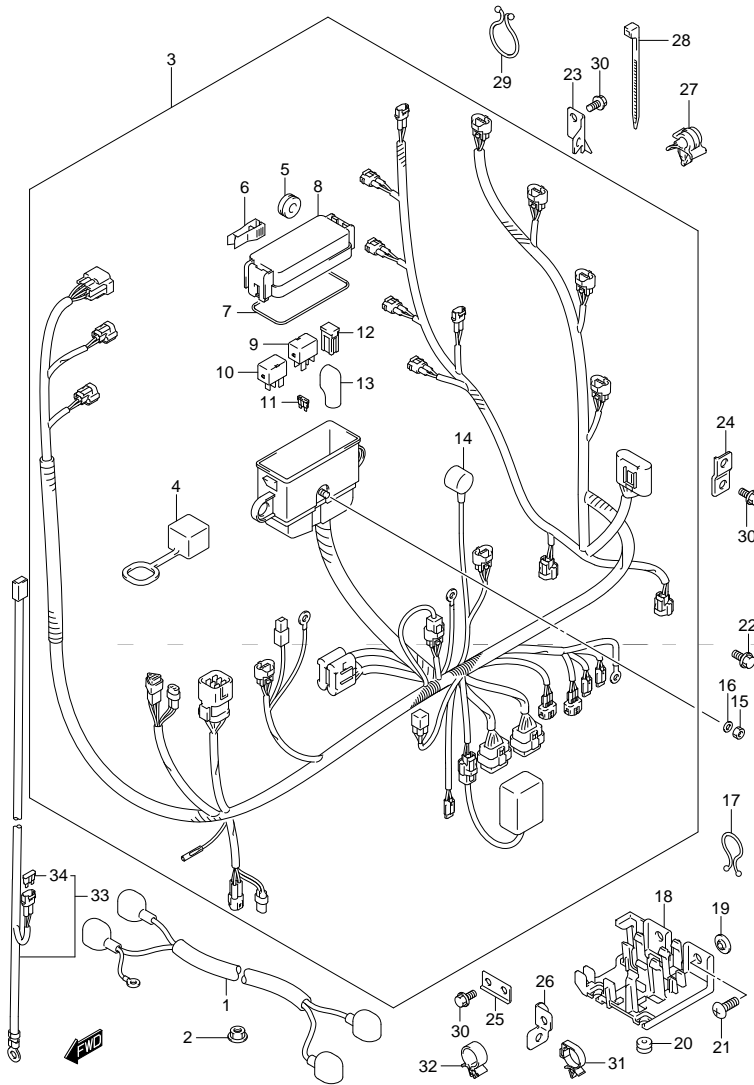


FIG.84 (1-4) HARNESS (DF80A E40)

REF NO.	PART NO.	DESCRIPTION	Q'TY	REMARKS
1	33810-90J10	CABLE, STARTER MOTOR	1	
2	08316-10087	NUT	1	
3	36610-87L30	HARNESS ASSY, WIRING	1	
4	33634-96J00	·CAP, SERVICE CONNECTOR	1	
5	09320-08021	·CUSHION	2	
6	36737-96J00	·PULLER, FUSE	1	
7	36721-96J00	·O RING, UPPER COVER	1	
8	36738-87L00	·COVER, FUSE CASE UPPER	1	
9	38860-76F01	·RELAY, ENG CONTROL UNIT	1	
10	38860-76F01	·RELAY ASSY, STARTER MOTOR	1	
11-1	09481-10501	·FUSE (10A)	3	
11-2	09481-30501	·FUSE (30A)	3	
12	09481-40401	·FUSE (40A)	2	
13	36612-96J00	·CAP, TERMINAL	1	
14	36618-43410	·CAP, OIL PRESSURE SWITCH	1	
15	08310-00067	NUT	1	
16	08321-01067	WASHER	1	
17	09408-00021	CLIP	1	
18	36616-87L00	HOLDER, CABLE	1	
19	09169-06053	WASHER	2	
20	09320-04009	BUSH	2	
21	02142-06167	SCREW	2	
22	01550-06127	BOLT	1	
23	36617-87L00	CLAMP, HARNESS	1	
24	36617-93J00	BRACKET, HARNESS	1	
25	36617-87L10	CLAMP, HARNESS	1	
26	36617-87L20	CLAMP, HARNESS	1	
27	09403-07308	CLAMP	1	
28	09407-14407	CLAMP (L:145)	1	
29	09408-00024	CLIP	1	
30	01550-06127	BOLT	2	
31	09403-11321	CLAMP	1	
32	09403-12409	CLAMP	1	

FIG.84

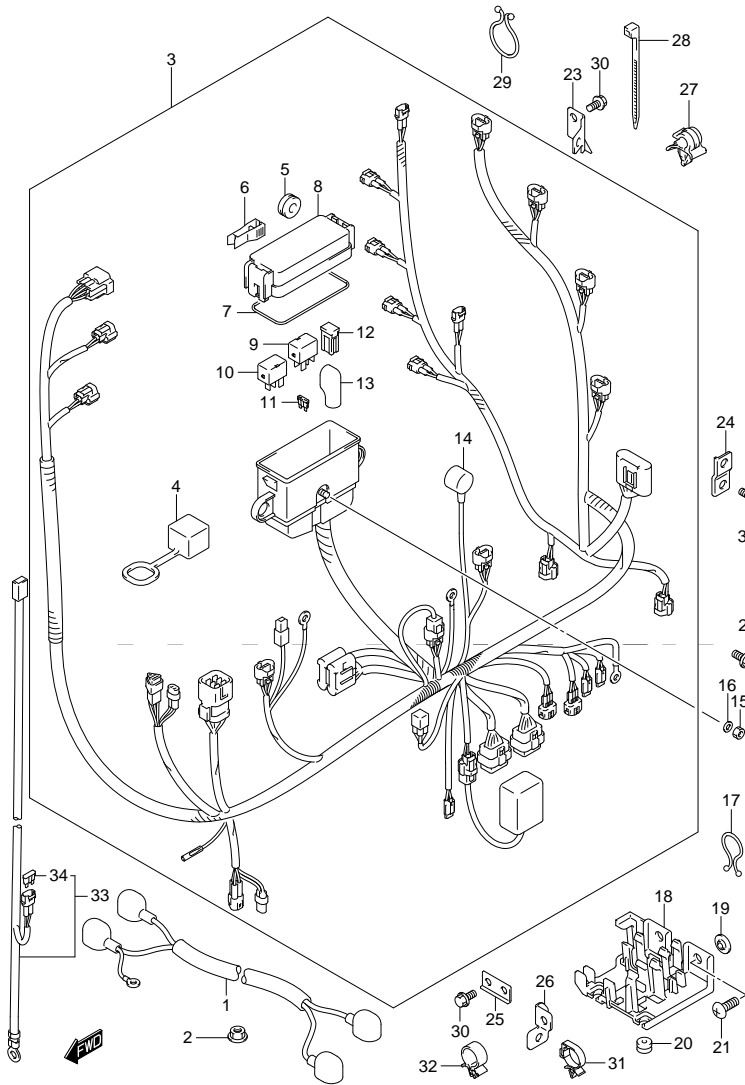


FIG. 84 (1-5) HARNESS (DF80A E40)

REF NO.	PART NO.	DESCRIPTION	QTY	REMARKS
33	36625-93J10	LEAD, BATTERY	1	OPT L:6500
34	09481-15501	FUSE (15A)	1	OPT

FIG.85

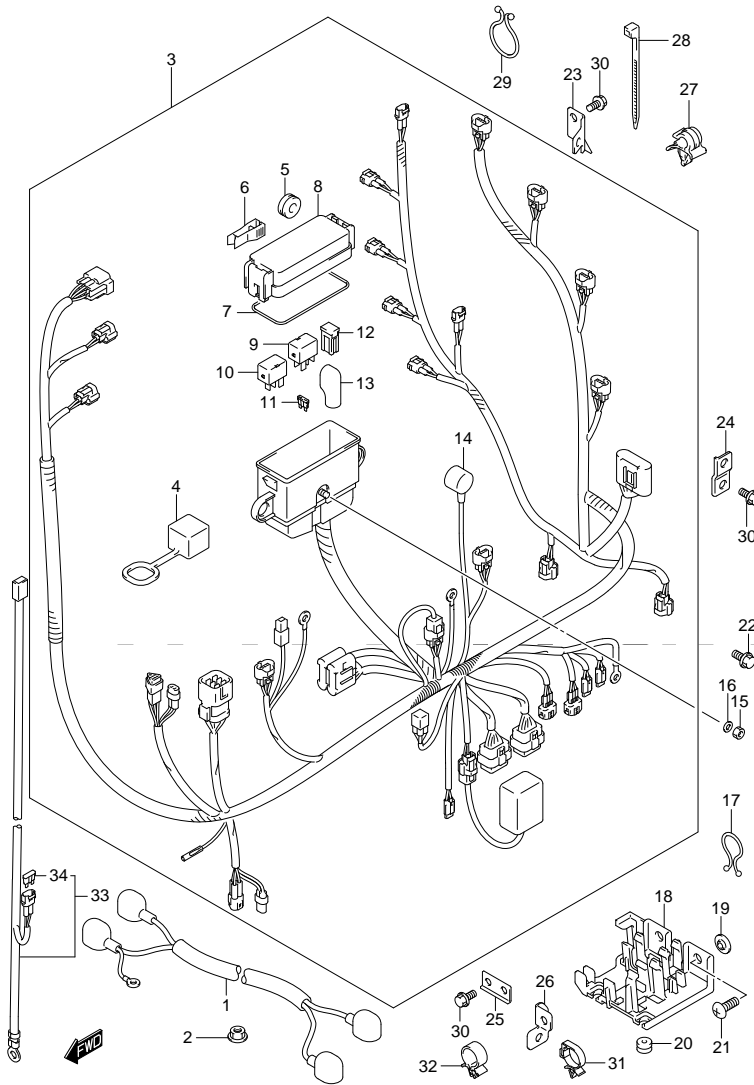


FIG.85 (1-1-6) HARNESS (DF90A E01)

REF NO.	PART NO.	DESCRIPTION	Q'TY	REMARKS
1	33810-90J10	CABLE, STARTER MOTOR	1	
2	08316-10087	NUT	1	
3	36610-87L30	HARNESS ASSY, WIRING	1	
4	33634-96J00	·CAP, SERVICE CONNECTOR	1	
5	09320-08021	·CUSHION	2	
6	36737-96J00	·PULLER, FUSE	1	
7	36721-96J00	·O RING, UPPER COVER	1	
8	36738-87L00	·COVER, FUSE CASE UPPER	1	
9	38860-76F01	·RELAY, ENG CONTROL UNIT	1	
10	38860-76F01	·RELAY ASSY, STARTER MOTOR	1	
11-1	09481-10501	·FUSE (10A)	3	
11-2	09481-30501	·FUSE (30A)	3	
12	09481-40401	·FUSE (40A)	2	
13	36612-96J00	·CAP, TERMINAL	1	
14	36618-43410	·CAP, OIL PRESSURE SWITCH	1	
15	08310-00067	NUT	1	
16	08321-01067	WASHER	1	
17	09408-00021	CLIP	1	
18	36616-87L00	HOLDER, CABLE	1	
19	09169-06053	WASHER	2	
20	09320-04009	BUSH	2	
21	02142-06167	SCREW	2	
22	01550-06127	BOLT	1	
23	36617-87L00	CLAMP, HARNESS	1	
24	36617-93J00	BRACKET, HARNESS	1	
25	36617-87L10	CLAMP, HARNESS	1	
26	36617-87L20	CLAMP, HARNESS	1	
27	09403-07308	CLAMP	1	
28	09407-14407	CLAMP (L:145)	1	
29	09408-00024	CLIP	1	
30	01550-06127	BOLT	2	
31	09403-11321	CLAMP	1	
32	09403-12409	CLAMP	1	

FIG.85

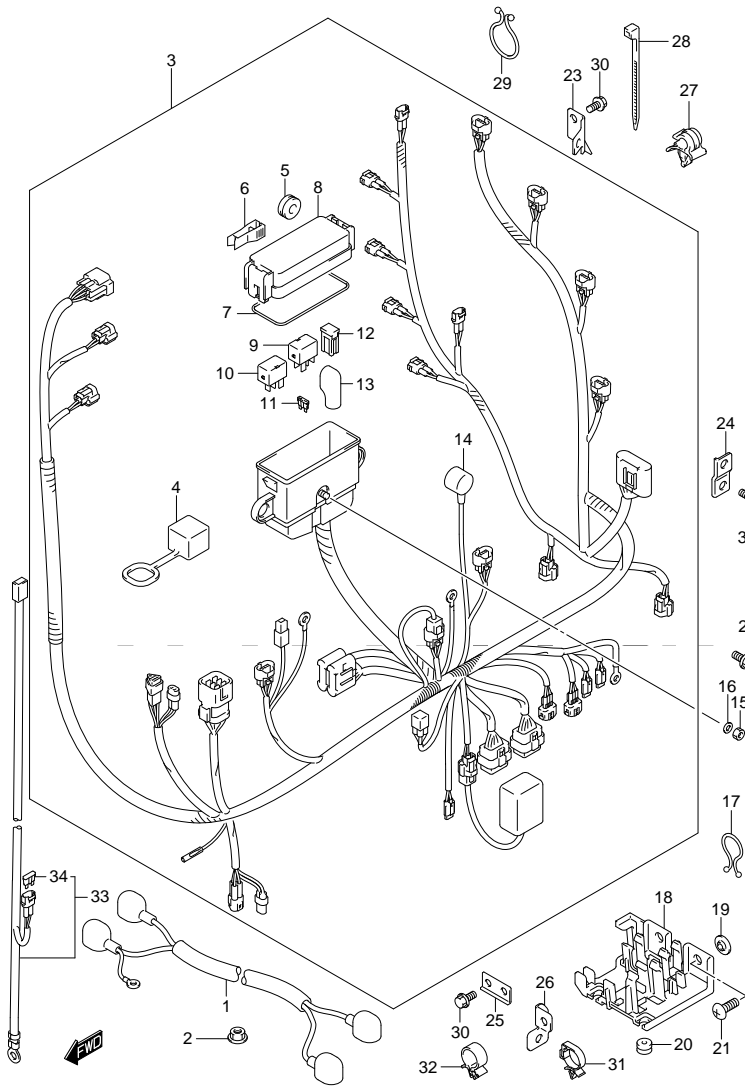


FIG. 85 (1-1-7) HARNESS (DF90A E01)

REF NO.	PART NO.	DESCRIPTION	Q'TY	REMARKS
33	36625-93J10	LEAD, BATTERY	1	OPT L:6500
34	09481-15501	FUSE (15A)	1	OPT

FIG.86

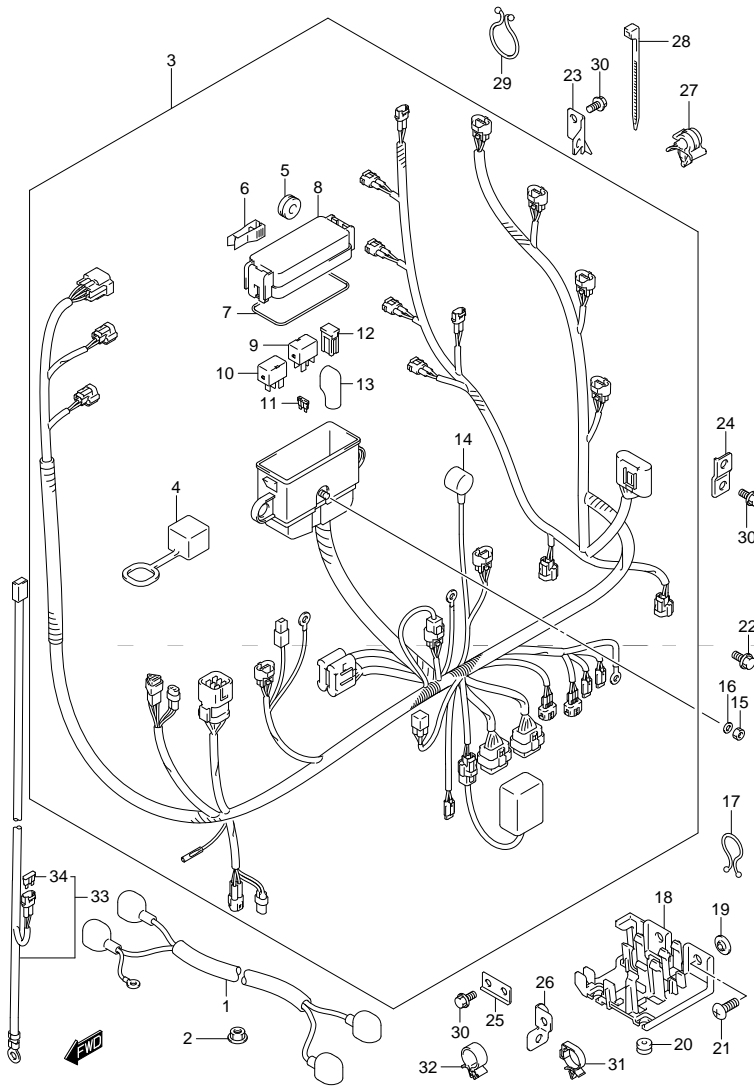


FIG.86 (1-1-8) HARNESS (DF90A E40)

REF NO.	PART NO.	DESCRIPTION	Q'TY	REMARKS
1	33810-90J10	CABLE, STARTER MOTOR	1	
2	08316-10087	NUT	1	
3	36610-87L30	HARNESS ASSY, WIRING	1	
4	33634-96J00	·CAP, SERVICE CONNECTOR	1	
5	09320-08021	·CUSHION	2	
6	36737-96J00	·PULLER, FUSE	1	
7	36721-96J00	·O RING, UPPER COVER	1	
8	36738-87L00	·COVER, FUSE CASE UPPER	1	
9	38860-76F01	·RELAY, ENG CONTROL UNIT	1	
10	38860-76F01	·RELAY ASSY, STARTER MOTOR	1	
11-1	09481-10501	·FUSE (10A)	3	
11-2	09481-30501	·FUSE (30A)	3	
12	09481-40401	·FUSE (40A)	2	
13	36612-96J00	·CAP, TERMINAL	1	
14	36618-43410	·CAP, OIL PRESSURE SWITCH	1	
15	08310-00067	NUT	1	
16	08321-01067	WASHER	1	
17	09408-00021	CLIP	1	
18	36616-87L00	HOLDER, CABLE	1	
19	09169-06053	WASHER	2	
20	09320-04009	BUSH	2	
21	02142-06167	SCREW	2	
22	01550-06127	BOLT	1	
23	36617-87L00	CLAMP, HARNESS	1	
24	36617-93J00	BRACKET, HARNESS	1	
25	36617-87L10	CLAMP, HARNESS	1	
26	36617-87L20	CLAMP, HARNESS	1	
27	09403-07308	CLAMP	1	
28	09407-14407	CLAMP (L:145)	1	
29	09408-00024	CLIP	1	
30	01550-06127	BOLT	2	
31	09403-11321	CLAMP	1	
32	09403-12409	CLAMP	1	

FIG.86

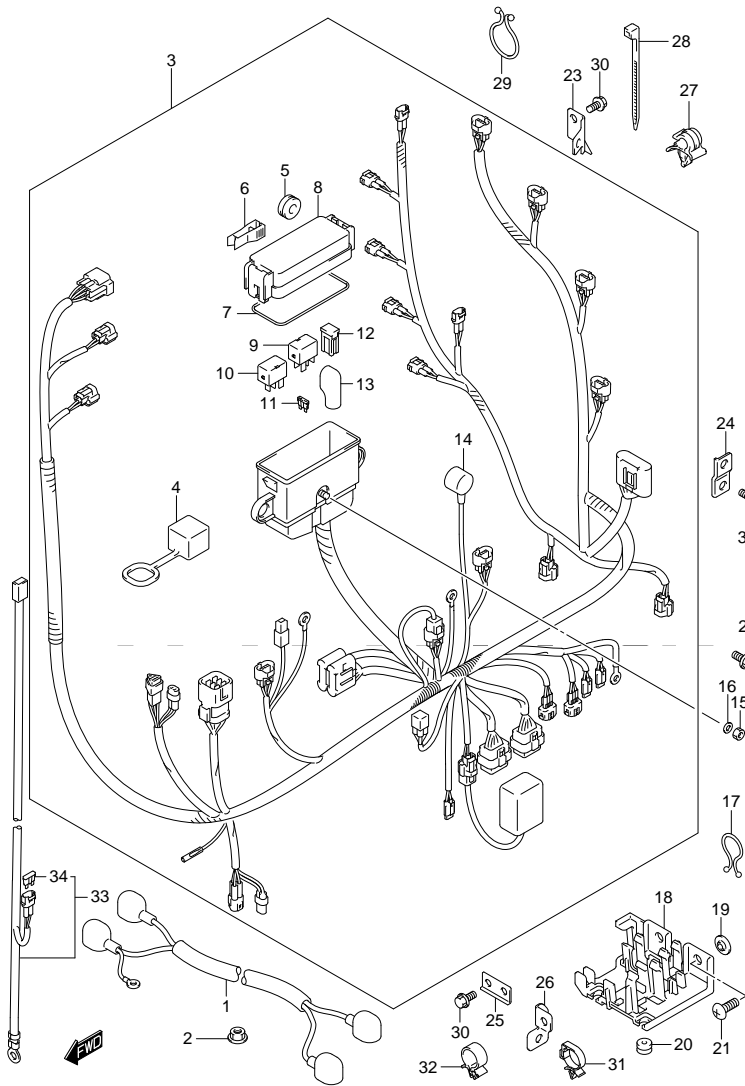


FIG. 86 (1-1-9) HARNESS (DF90A E40)

REF NO.	PART NO.	DESCRIPTION	QTY	REMARKS
33	36625-93J10	LEAD, BATTERY	1	OPT L:6500
34	09481-15501	FUSE (15A)	1	OPT

FIG.87

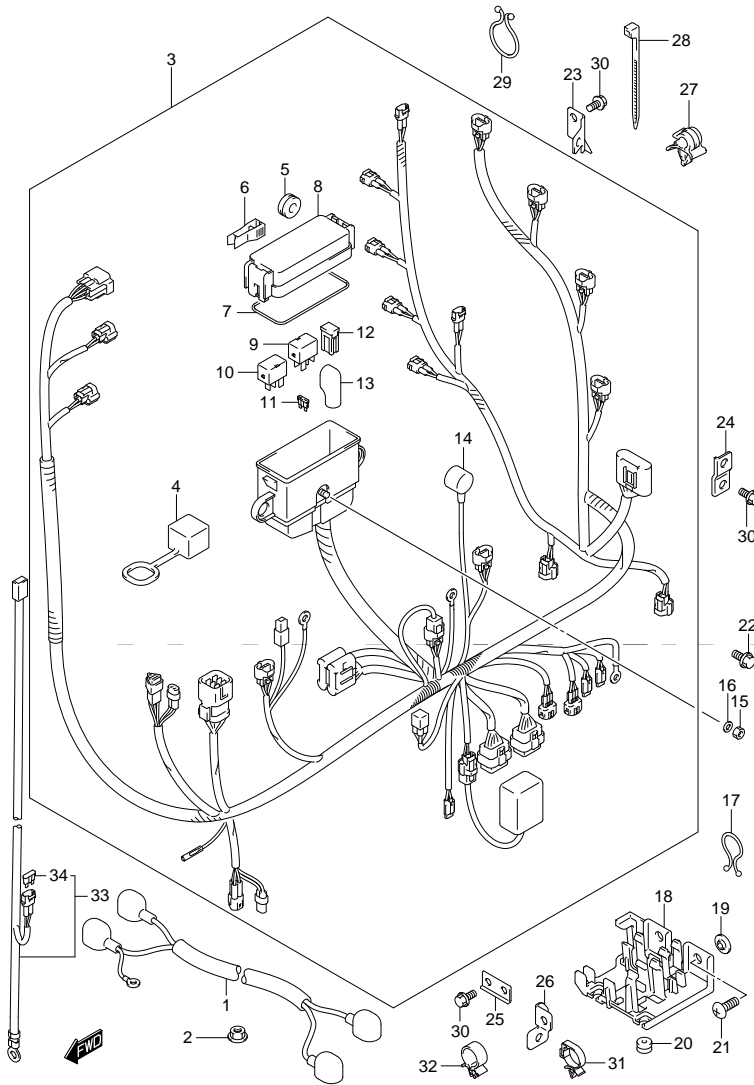


FIG.87 (1-1-10) HARNESS (DF90ATH E01)

REF NO.	PART NO.	DESCRIPTION	Q'TY	REMARKS
1	33810-90J10	CABLE, STARTER MOTOR	1	
2	08316-10087	NUT	1	
3	36610-87L30	HARNESS ASSY, WIRING	1	
4	33634-96J00	·CAP, SERVICE CONNECTOR	1	
5	09320-08021	·CUSHION	2	
6	36737-96J00	·PULLER, FUSE	1	
7	36721-96J00	·O RING, UPPER COVER	1	
8	36738-87L00	·COVER, FUSE CASE UPPER	1	
9	38860-76F01	·RELAY, ENG CONTROL UNIT	1	
10	38860-76F01	·RELAY ASSY, STARTER MOTOR	1	
11-1	09481-10501	·FUSE (10A)	3	
11-2	09481-30501	·FUSE (30A)	3	
12	09481-40401	·FUSE (40A)	2	
13	36612-96J00	·CAP, TERMINAL	1	
14	36618-43410	·CAP, OIL PRESSURE SWITCH	1	
15	08310-00067	NUT	1	
16	08321-01067	WASHER	1	
17	09408-00021	CLIP	1	
18	36616-87L00	HOLDER, CABLE	1	
19	09169-06053	WASHER	2	
20	09320-04009	BUSH	2	
21	02142-06167	SCREW	2	
22	01550-06127	BOLT	1	
23	36617-87L00	CLAMP, HARNESS	1	
24	36617-93J00	BRACKET, HARNESS	1	
25	36617-87L10	CLAMP, HARNESS	1	
26	36617-87L20	CLAMP, HARNESS	1	
27	09403-07308	CLAMP	1	
28	09407-14407	CLAMP (L:145)	1	
29	09408-00024	CLIP	1	
30	01550-06127	BOLT	2	
31	09403-11321	CLAMP	1	
32	09403-12409	CLAMP	1	

FIG.87

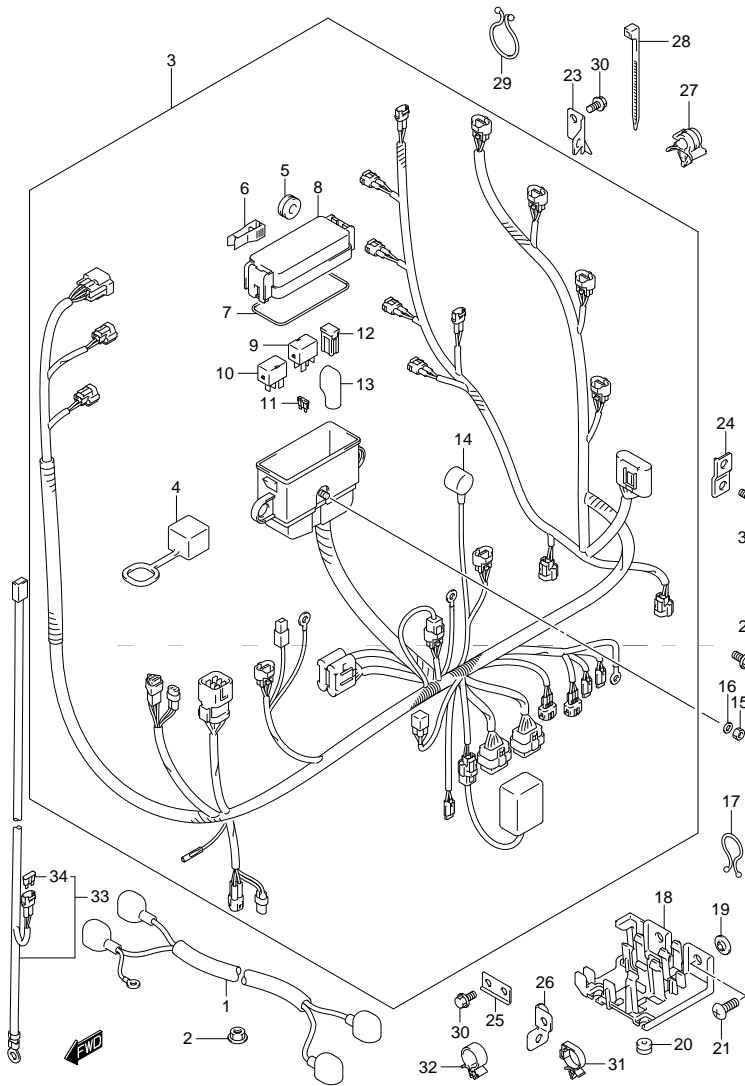


FIG. 87 (1-1-11) HARNESS (DF90ATH E01)

REF NO.	PART NO.	DESCRIPTION	QTY	REMARKS
33	36625-93J10	LEAD, BATTERY	1	OPT L:6500
34	09481-15501	FUSE (15A)	1	OPT

FIG.88

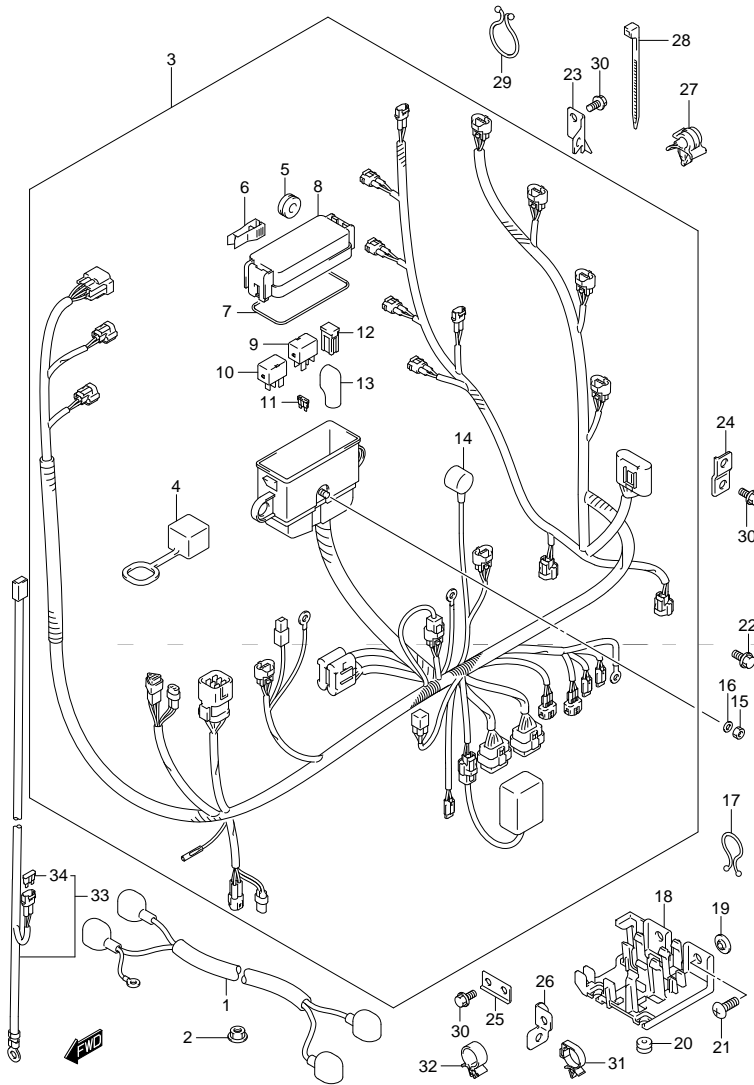


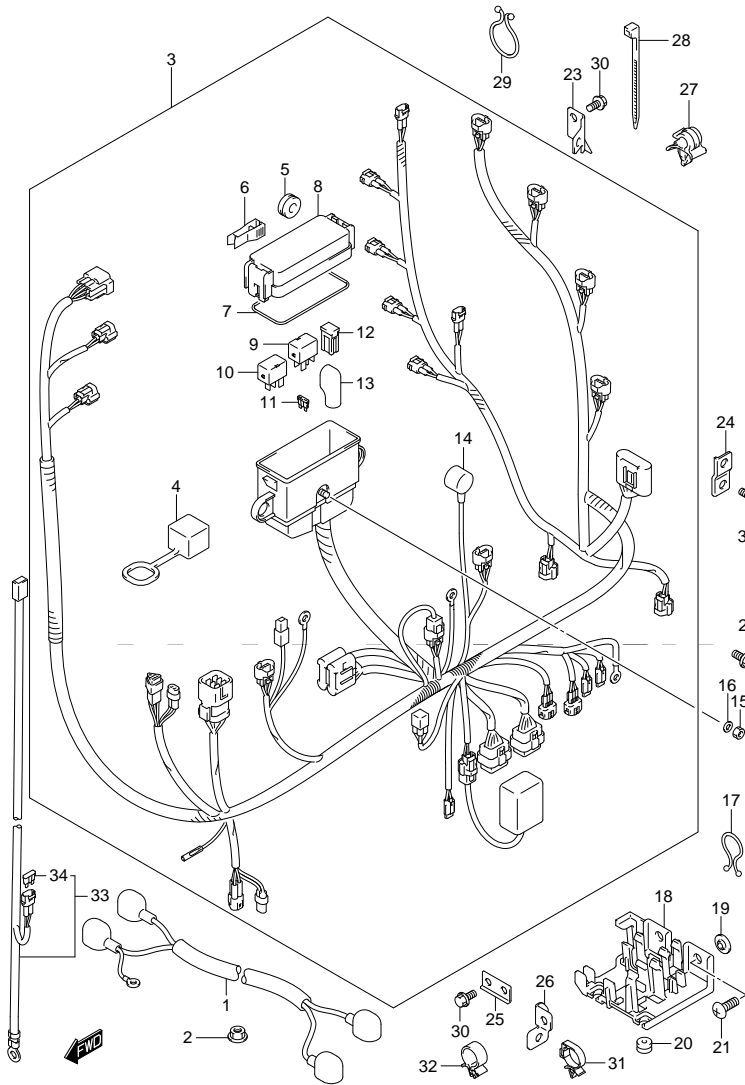
FIG.88 (1-1-12) HARNESS (DF90ATH E40)

REF NO.	PART NO.	DESCRIPTION	Q'TY	REMARKS
1	33810-90J10	CABLE, STARTER MOTOR	1	
2	08316-10087	NUT	1	
3	36610-87L30	HARNESS ASSY, WIRING	1	
4	33634-96J00	·CAP, SERVICE CONNECTOR	1	
5	09320-08021	·CUSHION	2	
6	36737-96J00	·PULLER, FUSE	1	
7	36721-96J00	·O RING, UPPER COVER	1	
8	36738-87L00	·COVER, FUSE CASE UPPER	1	
9	38860-76F01	·RELAY, ENG CONTROL UNIT	1	
10	38860-76F01	·RELAY ASSY, STARTER MOTOR	1	
11-1	09481-10501	·FUSE (10A)	3	
11-2	09481-30501	·FUSE (30A)	3	
12	09481-40401	·FUSE (40A)	2	
13	36612-96J00	·CAP, TERMINAL	1	
14	36618-43410	·CAP, OIL PRESSURE SWITCH	1	
15	08310-00067	NUT	1	
16	08321-01067	WASHER	1	
17	09408-00021	CLIP	1	
18	36616-87L00	HOLDER, CABLE	1	
19	09169-06053	WASHER	2	
20	09320-04009	BUSH	2	
21	02142-06167	SCREW	2	
22	01550-06127	BOLT	1	
23	36617-87L00	CLAMP, HARNESS	1	
24	36617-93J00	BRACKET, HARNESS	1	
25	36617-87L10	CLAMP, HARNESS	1	
26	36617-87L20	CLAMP, HARNESS	1	
27	09403-07308	CLAMP	1	
28	09407-14407	CLAMP (L:145)	1	
29	09408-00024	CLIP	1	
30	01550-06127	BOLT	2	
31	09403-11321	CLAMP	1	
32	09403-12409	CLAMP	1	

FIG.88

FIG.88 (1-1-13) HARNESS (DF90ATH E40)

REF NO.	PART NO.	DESCRIPTION	Q'TY	REMARKS
33	36625-93J10	LEAD, BATTERY	1	OPT L:6500
34	09481-15501	FUSE (15A)	1	OPT

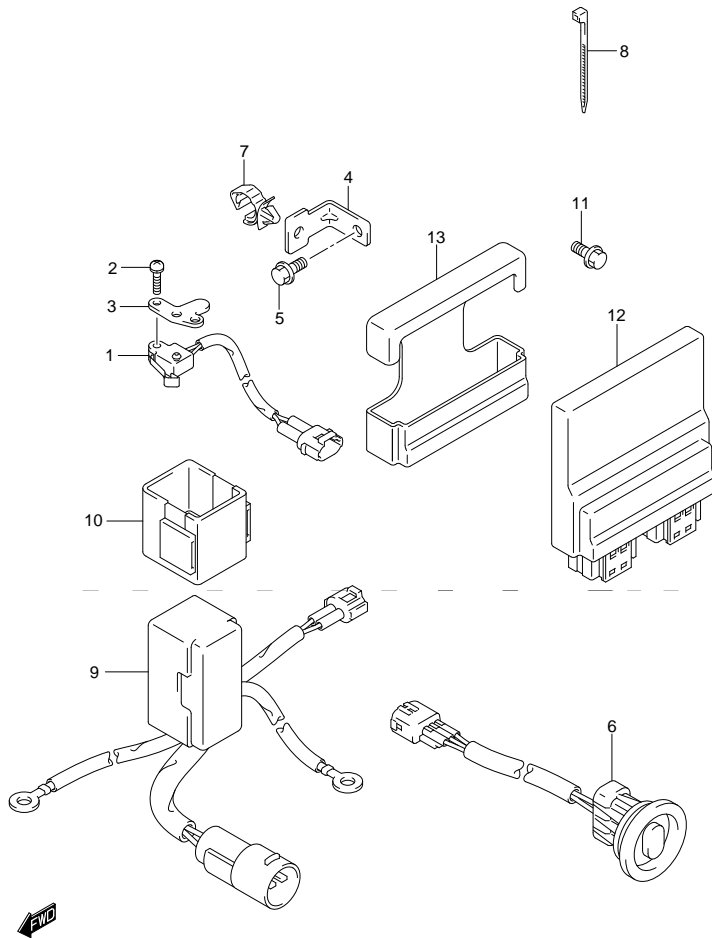


DF70A 80A 90A E01 012_088
HARNESS

DF70A 80A 90A E01 01

FIG.89

FIG.89 (1-1-14) PTT SWITCH / ENGINE CONTROL UNIT (DF70A E01)



REF NO.	PART NO.	DESCRIPTION	Q'TY	REMARKS
1	37721-93J00	SWITCH ASSY, NEUTRAL	1	
2	09137-04004	SCREW (4X16)	2	
3	37726-90J10	BRACKET, NEUTRAL SWITCH	1	
4	37726-87L00	BRACKET, SWITCH LEAD CLAMP	1	
5	01550-06127	BOLT	1	
6	37850-99E04	SWITCH ASSY, PTT	1	
7	09403-11321	CLAMP	1	
8	09407-10404	CLAMP (L:100)	1	
9	38410-93J12	RELAY ASSY, PTT	1	
10	38415-93J00	HOLDER, PTT RELAY	1	
11	01550-06127	BOLT	1	
12	33920-87LNO	UNIT, ENGINE CONTROL	1	
13	33925-87L00	CUSHION, ENGINE CONTROL UNIT	1	

FIG.90

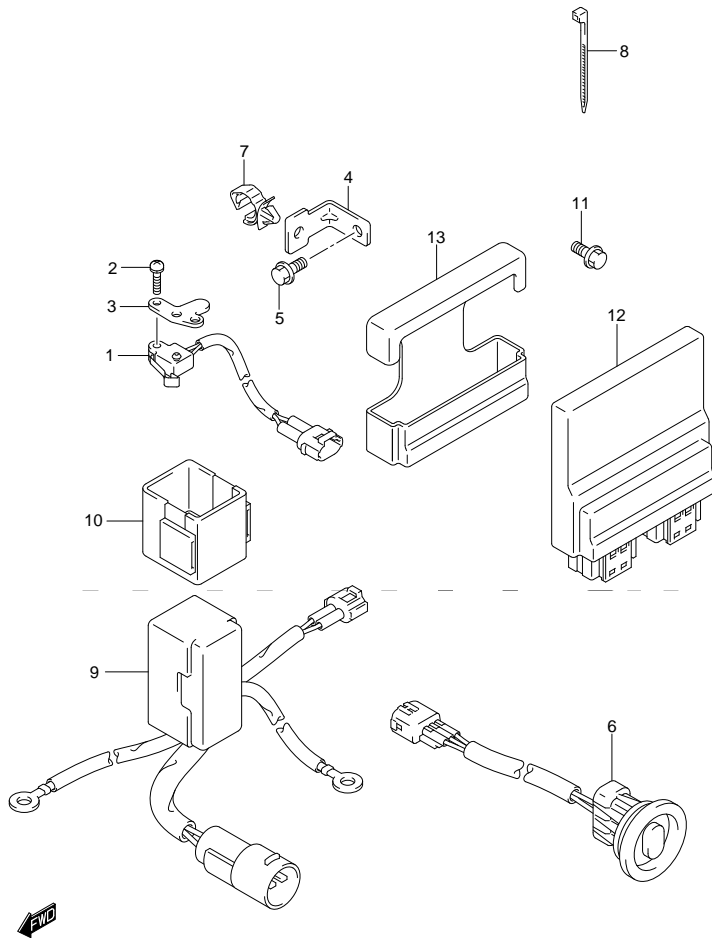
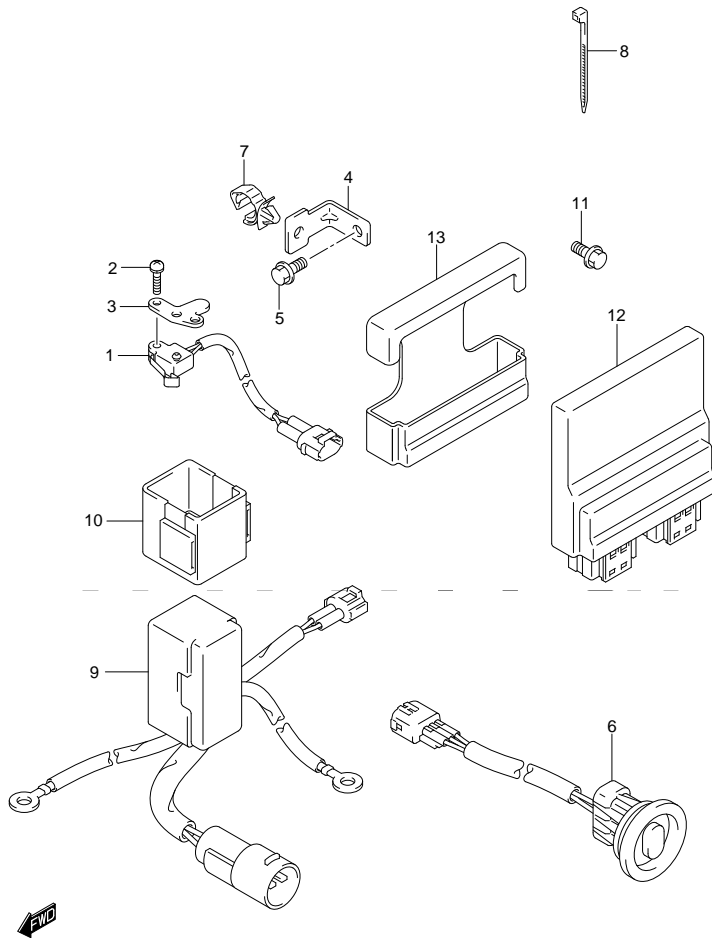


FIG. 90 (1-1-15) PTT SWITCH / ENGINE CONTROL UNIT (DF70A F40)

REF NO.	PART NO.	DESCRIPTION	Q'TY	REMARKS
1	37721-93J00	SWITCH ASSY, NEUTRAL	1	
2	09137-04004	SCREW (4X16)	2	
3	37726-90J10	BRACKET, NEUTRAL SWITCH	1	
4	37726-87L00	BRACKET, SWITCH LEAD CLAMP	1	
5	01550-06127	BOLT	1	
6	37850-99E04	SWITCH ASSY, PTT	1	
7	09403-11321	CLAMP	1	
8	09407-10404	CLAMP (L:100)	1	
9	38410-93J12	RELAY ASSY, PTT	1	
10	38415-93J00	HOLDER, PTT RELAY	1	
11	01550-06127	BOLT	1	
12	33920-87LP0	UNIT, ENGINE CONTROL	1	
13	33925-87L00	CUSHION, ENGINE CONTROL UNIT	1	

FIG.91

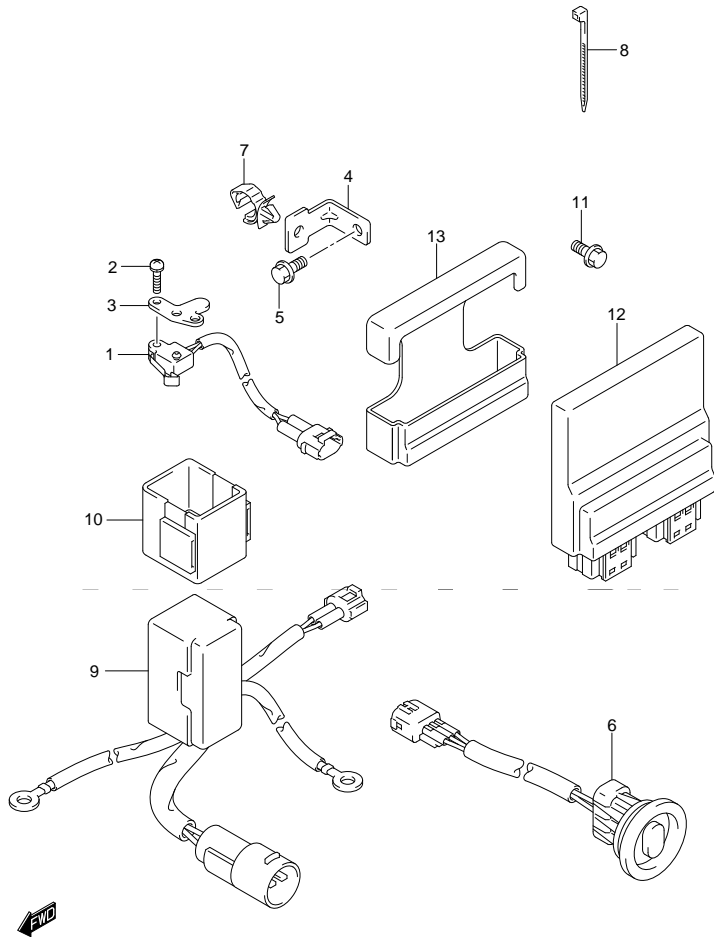
FIG.91 (1-J-2) PTT SWITCH / ENGINE CONTROL UNIT (DF70ATH E01)



REF NO.	PART NO.	DESCRIPTION	Q'TY	REMARKS
1	37721-93J00	SWITCH ASSY, NEUTRAL	1	
2	09137-04004	SCREW (4X16)	2	
3	37726-90J10	BRACKET, NEUTRAL SWITCH	1	
4	37726-87L00	BRACKET, SWITCH LEAD CLAMP	1	
5	01550-06127	BOLT	1	
6	37850-99E04	SWITCH ASSY, PTT	1	
7	09403-11321	CLAMP	1	
8	09407-10404	CLAMP (L:100)	1	
9	38410-93J12	RELAY ASSY, PTT	1	
10	38415-93J00	HOLDER, PTT RELAY	1	
11	01550-06127	BOLT	1	
12	33920-87LNO	UNIT, ENGINE CONTROL	1	
13	33925-87L00	CUSHION, ENGINE CONTROL UNIT	1	

FIG.92

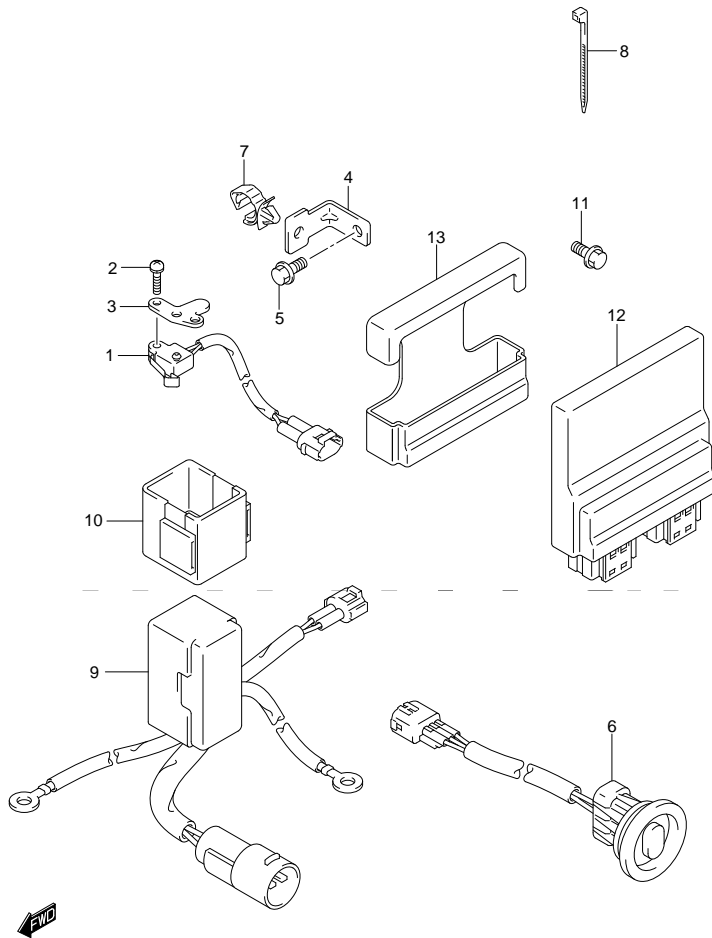
FIG.92 (1-J-3) PTT SWITCH / ENGINE CONTROL UNIT (DF70ATH E40)



REF NO.	PART NO.	DESCRIPTION	Q'TY	REMARKS
1	37721-93J00	SWITCH ASSY, NEUTRAL	1	
2	09137-04004	SCREW (4X16)	2	
3	37726-90J10	BRACKET, NEUTRAL SWITCH	1	
4	37726-87L00	BRACKET, SWITCH LEAD CLAMP	1	
5	01550-06127	BOLT	1	
6	37850-99E04	SWITCH ASSY, PTT	1	
7	09403-11321	CLAMP	1	
8	09407-10404	CLAMP (L:100)	1	
9	38410-93J12	RELAY ASSY, PTT	1	
10	38415-93J00	HOLDER, PTT RELAY	1	
11	01550-06127	BOLT	1	
12	33920-87LP0	UNIT, ENGINE CONTROL	1	
13	33925-87L00	CUSHION, ENGINE CONTROL UNIT	1	

FIG.93

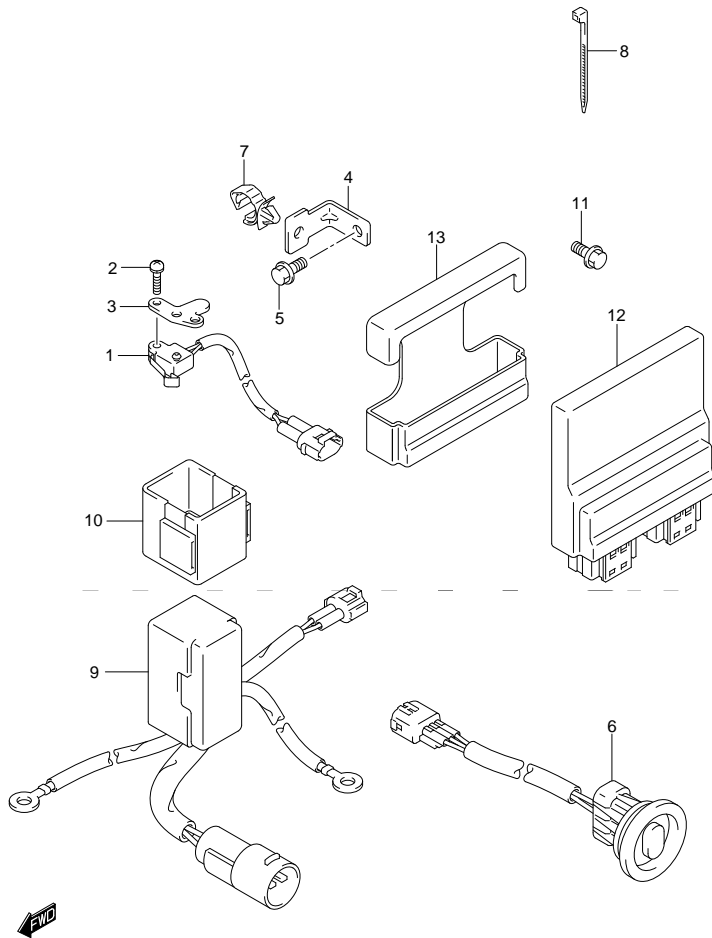
FIG.93 (1-J-4) PTT SWITCH / ENGINE CONTROL UNIT (DF80A E01)



REF NO.	PART NO.	DESCRIPTION	Q'TY	REMARKS
1	37721-93J00	SWITCH ASSY, NEUTRAL	1	
2	09137-04004	SCREW (4X16)	2	
3	37726-90J10	BRACKET, NEUTRAL SWITCH	1	
4	37726-87L00	BRACKET, SWITCH LEAD CLAMP	1	
5	01550-06127	BOLT	1	
6	37850-99E04	SWITCH ASSY, PTT	1	
7	09403-11321	CLAMP	1	
8	09407-10404	CLAMP (L:100)	1	
9	38410-93J12	RELAY ASSY, PTT	1	
10	38415-93J00	HOLDER, PTT RELAY	1	
11	01550-06127	BOLT	1	
12	33920-87LJ0	UNIT, ENGINE CONTROL	1	
13	33925-87L00	CUSHION, ENGINE CONTROL UNIT	1	

FIG.94

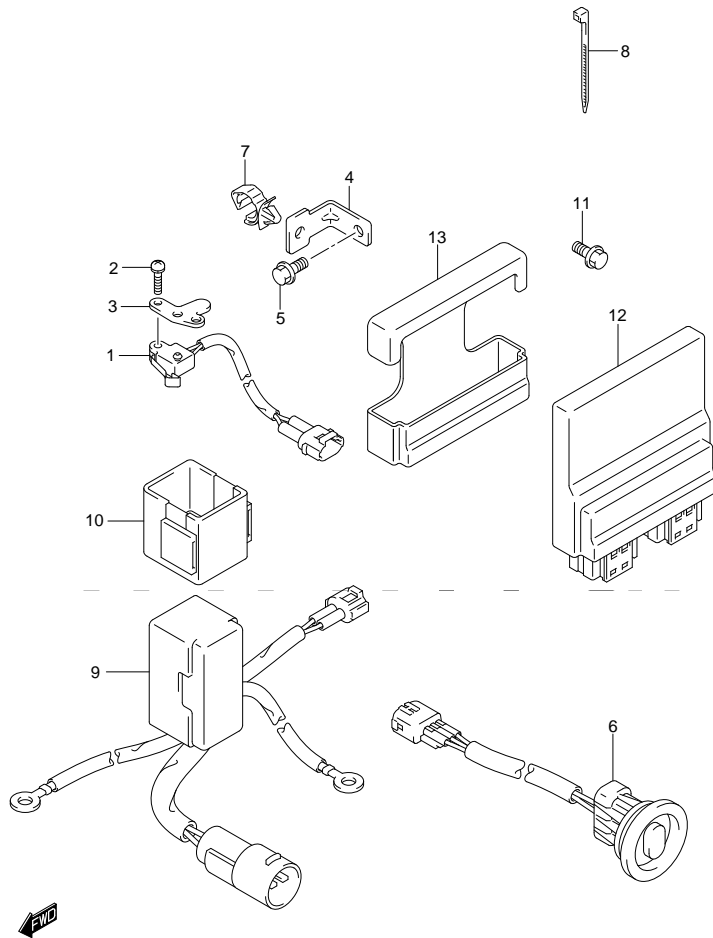
FIG.94 (1-J-5) PTT SWITCH / ENGINE CONTROL UNIT (DF80A F40)



REF NO.	PART NO.	DESCRIPTION	Q'TY	REMARKS
1	37721-93J00	SWITCH ASSY, NEUTRAL	1	
2	09137-04004	SCREW (4X16)	2	
3	37726-90J10	BRACKET, NEUTRAL SWITCH	1	
4	37726-87L00	BRACKET, SWITCH LEAD CLAMP	1	
5	01550-06127	BOLT	1	
6	37850-99E04	SWITCH ASSY, PTT	1	
7	09403-11321	CLAMP	1	
8	09407-10404	CLAMP (L:100)	1	
9	38410-93J12	RELAY ASSY, PTT	1	
10	38415-93J00	HOLDER, PTT RELAY	1	
11	01550-06127	BOLT	1	
12	33920-87LK0	UNIT, ENGINE CONTROL	1	
13	33925-87L00	CUSHION, ENGINE CONTROL UNIT	1	

FIG.95

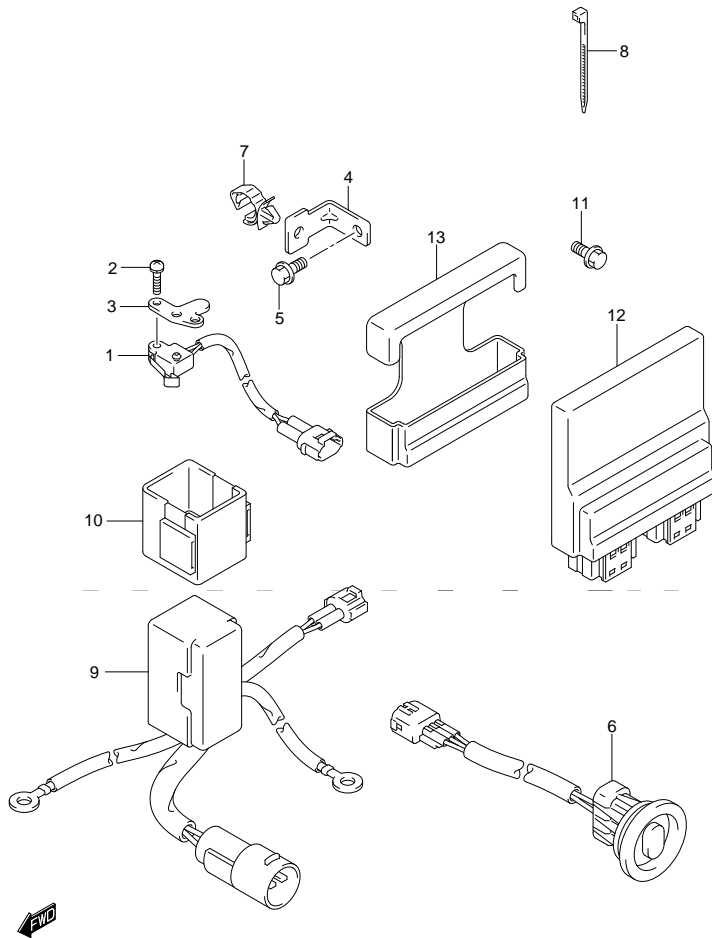
FIG.95 (1-J-6) PTT SWITCH / ENGINE CONTROL UNIT (DF90A E01)



REF NO.	PART NO.	DESCRIPTION	Q'TY	REMARKS
1	37721-93J00	SWITCH ASSY, NEUTRAL	1	
2	09137-04004	SCREW (4X16)	2	
3	37726-90J10	BRACKET, NEUTRAL SWITCH	1	
4	37726-87L00	BRACKET, SWITCH LEAD CLAMP	1	
5	01550-06127	BOLT	1	
6	37850-99E04	SWITCH ASSY, PTT	1	
7	09403-11321	CLAMP	1	
8	09407-10404	CLAMP (L:100)	1	
9	38410-93J12	RELAY ASSY, PTT	1	
10	38415-93J00	HOLDER, PTT RELAY	1	
11	01550-06127	BOLT	1	
12	33920-87LL0	UNIT, ENGINE CONTROL	1	
13	33925-87L00	CUSHION, ENGINE CONTROL UNIT	1	

FIG.96

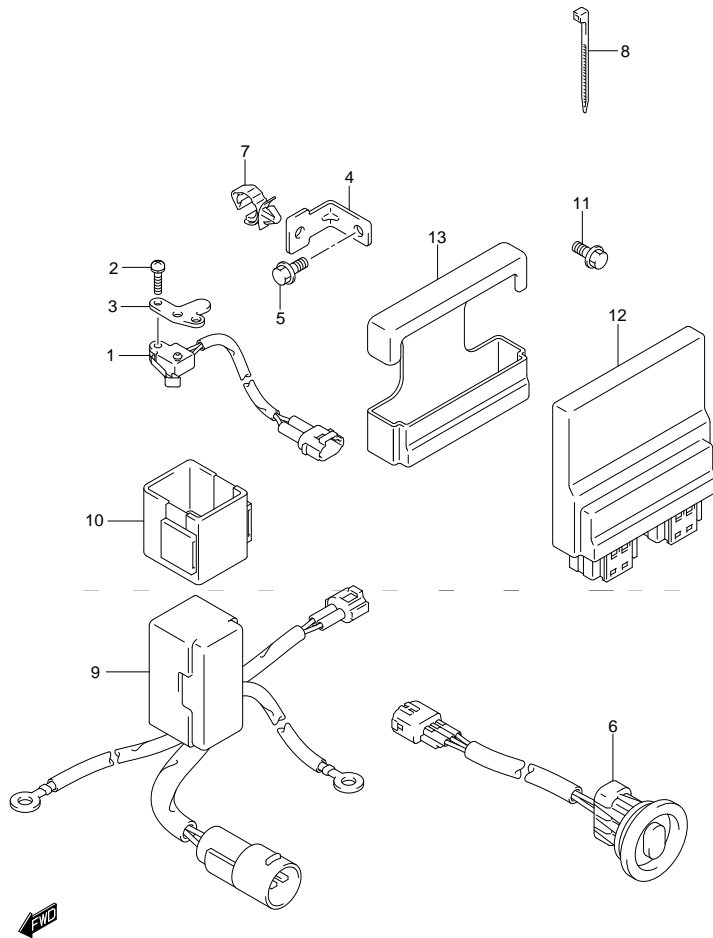
FIG.96 (1-J-7) PTT SWITCH / ENGINE CONTROL UNIT (DF90A F40)



REF NO.	PART NO.	DESCRIPTION	QTY	REMARKS
1	37721-93J00	SWITCH ASSY, NEUTRAL	1	
2	09137-04004	SCREW (4X16)	2	
3	37726-90J10	BRACKET, NEUTRAL SWITCH	1	
4	37726-87L00	BRACKET, SWITCH LEAD CLAMP	1	
5	01550-06127	BOLT	1	
6	37850-99E04	SWITCH ASSY, PTT	1	
7	09403-11321	CLAMP	1	
8	09407-10404	CLAMP (L:100)	1	
9	38410-93J12	RELAY ASSY, PTT	1	
10	38415-93J00	HOLDER, PTT RELAY	1	
11	01550-06127	BOLT	1	
12	33920-87LM0	UNIT, ENGINE CONTROL	1	
13	33925-87L00	CUSHION, ENGINE CONTROL UNIT	1	

FIG.97

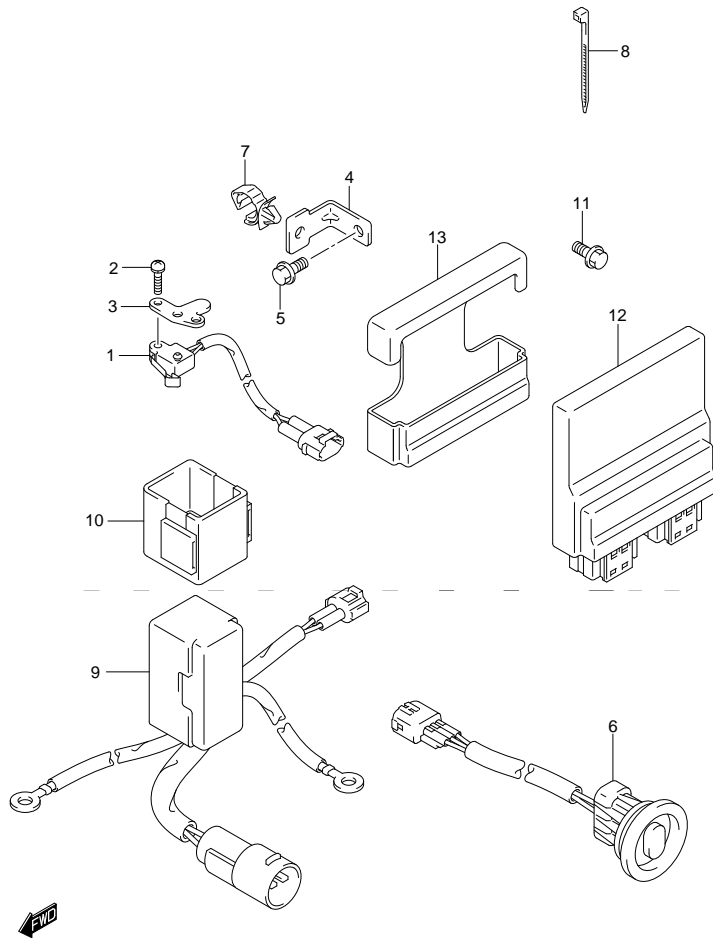
FIG.97 (1-J-8) PTT SWITCH / ENGINE CONTROL UNIT (DF90ATH E01)



REF NO.	PART NO.	DESCRIPTION	Q'TY	REMARKS
1	37721-93J00	SWITCH ASSY, NEUTRAL	1	
2	09137-04004	SCREW (4X16)	2	
3	37726-90J10	BRACKET, NEUTRAL SWITCH	1	
4	37726-87L00	BRACKET, SWITCH LEAD CLAMP	1	
5	01550-06127	BOLT	1	
6	37850-99E04	SWITCH ASSY, PTT	1	
7	09403-11321	CLAMP	1	
8	09407-10404	CLAMP (L:100)	1	
9	38410-93J12	RELAY ASSY, PTT	1	
10	38415-93J00	HOLDER, PTT RELAY	1	
11	01550-06127	BOLT	1	
12	33920-87LL0	UNIT, ENGINE CONTROL	1	
13	33925-87L00	CUSHION, ENGINE CONTROL UNIT	1	

FIG.98

FIG.98 (1-J-9) PTT SWITCH / ENGINE CONTROL UNIT (DF90ATH F40)



REF NO.	PART NO.	DESCRIPTION	Q'TY	REMARKS
1	37721-93J00	SWITCH ASSY, NEUTRAL	1	
2	09137-04004	SCREW (4X16)	2	
3	37726-90J10	BRACKET, NEUTRAL SWITCH	1	
4	37726-87L00	BRACKET, SWITCH LEAD CLAMP	1	
5	01550-06127	BOLT	1	
6	37850-99E04	SWITCH ASSY, PTT	1	
7	09403-11321	CLAMP	1	
8	09407-10404	CLAMP (L:100)	1	
9	38410-93J12	RELAY ASSY, PTT	1	
10	38415-93J00	HOLDER, PTT RELAY	1	
11	01550-06127	BOLT	1	
12	33920-87LM0	UNIT, ENGINE CONTROL	1	
13	33925-87L00	CUSHION, ENGINE CONTROL UNIT	1	

FIG.99

FIG. 99 (1-J-10) CLAMP BRACKET

REF NO.	PART NO.	DESCRIPTION	QTY	REMARKS
1	41111-87L10-0EP	BRACKET, CLAMP STBD	1	
2	41121-87L10-0EP	BRACKET, CLAMP PORT	1	
3	41130-87L10	SHAFT, CLAMP BRACKET	1	
4	41135-93J11	WASHER, CLAMP BRACKET SHAFT	1	
5	55321-94910	ANODE (MAGNESIUM)	1	OPT
6	09116-08137	BOLT (8X22)	1	
7	09159-22006	NUT	1	
8	55320-94900	ZINC, PROTECTION	1	
9	09116-06121	BOLT (6X25)	2	
10	41153-94500	CAP, TRANSOM BOLT	4	
11-1	09100-12091	BOLT (12X115)	4	
11-2	09100-12090	BOLT (12X150)	1	OPT
12	09159-12014	NUT	4	
13	09160-12110	WASHER (12.5X22X3)	4	
14	09160-12044	WASHER (12.5X35X3.2)	4	

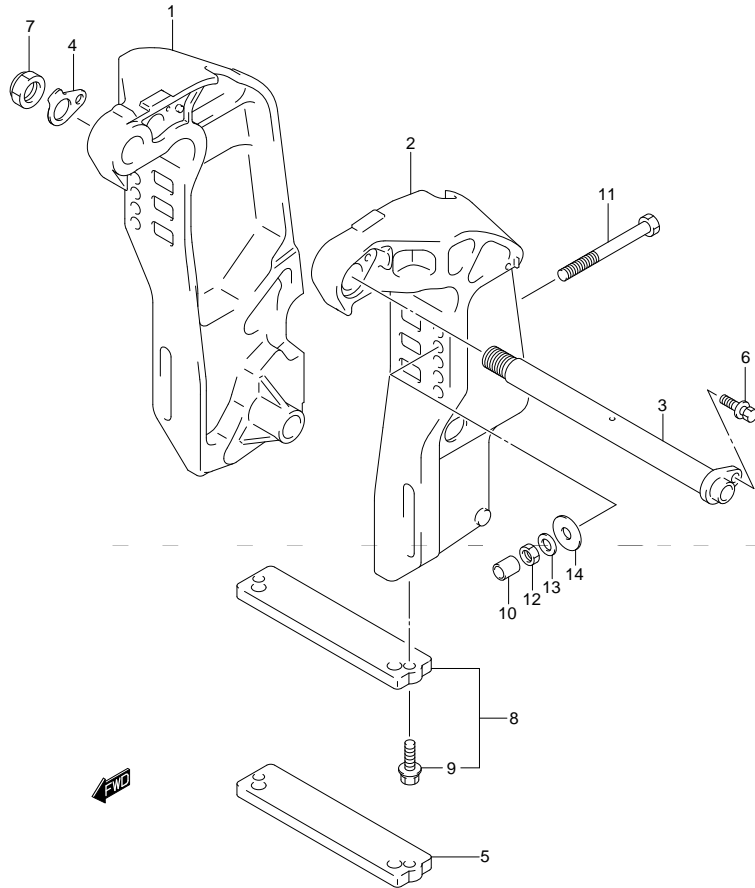


FIG.100

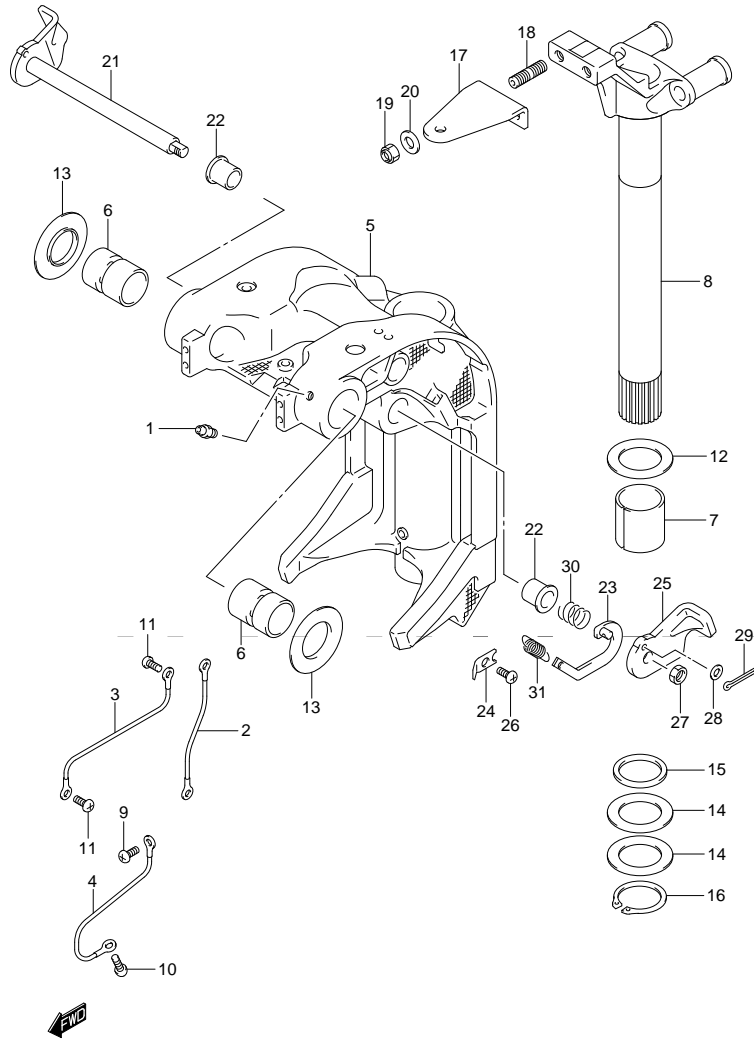


FIG.100 (1-J-11) SWIVEL BRACKET (DF70A E01)

REF NO.	PART NO.	DESCRIPTION	Q'TY	REMARKS
1	22511-99011	NIPPLE, GREASE	5	
2	36894-87D00	LEAD (SWIVEL TO MOUNT BRKT)	1	
3	36894-87D00	LEAD (CLAMP TO SWIVEL)	1	
4	36895-87D10	LEAD (SWIVEL TO HOUSING)	1	
5	43111-87L20-0EP	BRACKET, SWIVEL	1	
6	43211-93J00	BUSH, CLAMP SHAFT SWIVEL	2	
7	43711-97E00	BUSH, STEERING	2	
8	43750-87L00-0EP	BRACKET, STEERING	1	
9	09125-06063	SCREW (6X10)	2	
10	09125-06063	SCREW (6X10)	1	
11	09125-06063	SCREW (6X10)	2	
12	09160-39001	WASHER (39.5X64X1)	2	
13	09169-28003	WASHER	2	
14	09181-39001	SHIM (39.5X64X0.3)	4	
15	09282-39001	OIL SEAL (39X51X5)	1	
16	09380-38003	CIRCLIP	1	
17	43755-87L00-0EP	ATTACHMENT, STEERING BRKT	1	
18	09108-10156	STUD BOLT	2	
19	09159-10050	NUT	2	
20	09160-10141	WASHER (10.5X19X2)	2	
21	41220-93J11	LEVER, TILT LOCK	1	
22	41224-95E01	BUSH, TILT STOPPER ROD	2	
23	41230-87L00	LINK, TILT LOCK LEVER	1	
24	41233-95E10	BRACKET, TILT LOCK SPRING	1	
25	41234-93J11	LEVER, TILT LOCK PORT	1	
26	09125-06063	SCREW (6X10)	1	
27	09140-10032	NUT	1	
28	09160-06082	WASHER (6.5X13X1.0)	1	
29	09204-01006	PIN	1	
30	09440-19028	SPRING	1	
31	09443-10043	SPRING	1	

FIG.101

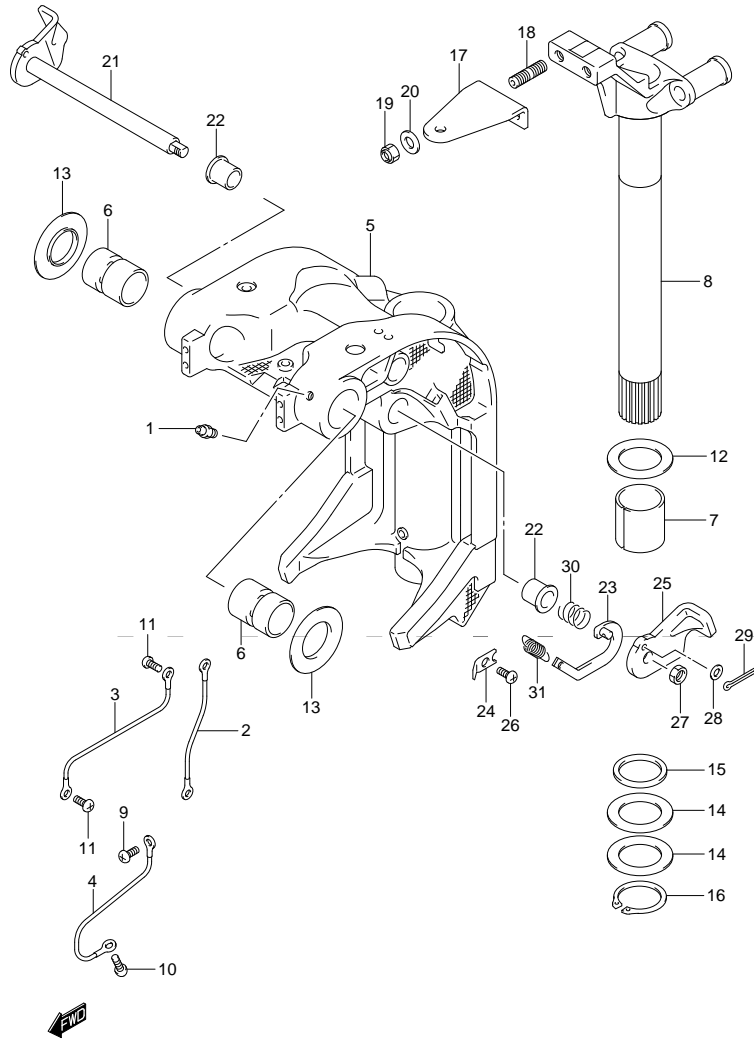


FIG.101 (1-J-12) SWIVEL BRACKET (DF70A E40)

REF NO.	PART NO.	DESCRIPTION	Q'TY	REMARKS
1	22511-99011	NIPPLE, GREASE	5	
2	36894-87D00	LEAD (SWIVEL TO MOUNT BRKT)	1	
3	36894-87D00	LEAD (CLAMP TO SWIVEL)	1	
4	36895-87D10	LEAD (SWIVEL TO HOUSING)	1	
5	43111-87L20-0EP	BRACKET, SWIVEL	1	
6	43211-93J00	BUSH, CLAMP SHAFT SWIVEL	2	
7	43711-97E00	BUSH, STEERING	2	
8	43750-87L00-0EP	BRACKET, STEERING	1	
9	09125-06063	SCREW (6X10)	2	
10	09125-06063	SCREW (6X10)	1	
11	09125-06063	SCREW (6X10)	2	
12	09160-39001	WASHER (39.5X64X1)	2	
13	09169-28003	WASHER	2	
14	09181-39001	SHIM (39.5X64X0.3)	4	
15	09282-39001	OIL SEAL (39X51X5)	1	
16	09380-38003	CIRCLIP	1	
17	43755-87L00-0EP	ATTACHMENT, STEERING BRKT	1	
18	09108-10156	STUD BOLT	2	
19	09159-10050	NUT	2	
20	09160-10141	WASHER (10.5X19X2)	2	
21	41220-93J11	LEVER, TILT LOCK	1	
22	41224-95E01	BUSH, TILT STOPPER ROD	2	
23	41230-87L00	LINK, TILT LOCK LEVER	1	
24	41233-95E10	BRACKET, TILT LOCK SPRING	1	
25	41234-93J11	LEVER, TILT LOCK PORT	1	
26	09125-06063	SCREW (6X10)	1	
27	09140-10032	NUT	1	
28	09160-06082	WASHER (6.5X13X1.0)	1	
29	09204-01006	PIN	1	
30	09440-19028	SPRING	1	
31	09443-10043	SPRING	1	

FIG.102

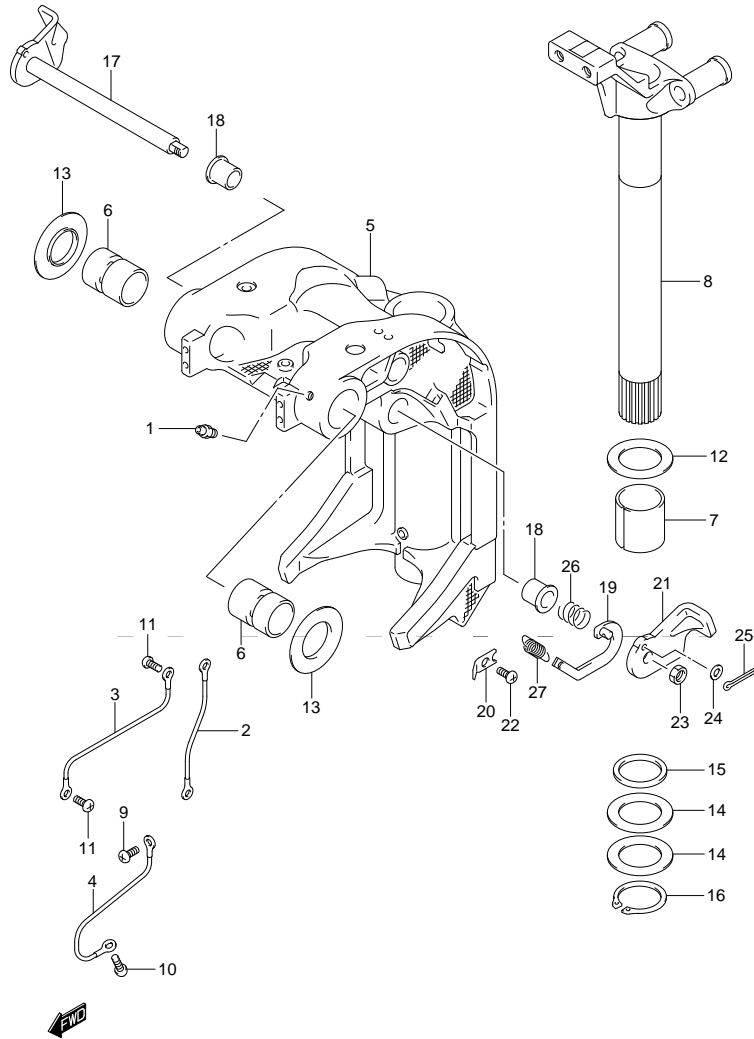


FIG.102 (1-J-13) SWIVEL BRACKET (DF70ATH E01)

REF NO.	PART NO.	DESCRIPTION	Q'TY	REMARKS
1	22511-99011	NIPPLE, GREASE	5	
2	36894-87D00	LEAD (SWIVEL TO MOUNT BRKT)	1	
3	36894-87D00	LEAD (CLAMP TO SWIVEL)	1	
4	36895-87D10	LEAD (SWIVEL TO HOUSING)	1	
5	43111-87L20-0EP	BRACKET, SWIVEL	1	
6	43211-93J00	BUSH, CLAMP SHAFT SWIVEL	2	
7	43711-97E00	BUSH, STEERING	2	
8	43750-87L00-0EP	BRACKET, STEERING	1	
9	09125-06063	SCREW (6X10)	2	
10	09125-06063	SCREW (6X10)	1	
11	09125-06063	SCREW (6X10)	2	
12	09160-39001	WASHER (39.5X64X1)	2	
13	09169-28003	WASHER	2	
14	09181-39001	SHIM (39.5X64X0.3)	4	
15	09282-39001	OIL SEAL (39X51X5)	1	
16	09380-38003	CIRCLIP	1	
17	41220-93J11	LEVER, TILT LOCK	1	
18	41224-95E01	BUSH, TILT STOPPER ROD	2	
19	41230-87L00	LINK, TILT LOCK LEVER	1	
20	41233-95E10	BRACKET, TILT LOCK SPRING	1	
21	41234-93J11	LEVER, TILT LOCK PORT	1	
22	09125-06063	SCREW (6X10)	1	
23	09140-10032	NUT	1	
24	09160-06082	WASHER (6.5X13X1.0)	1	
25	09204-01006	PIN	1	
26	09440-19028	SPRING	1	
27	09443-10043	SPRING	1	

FIG.103

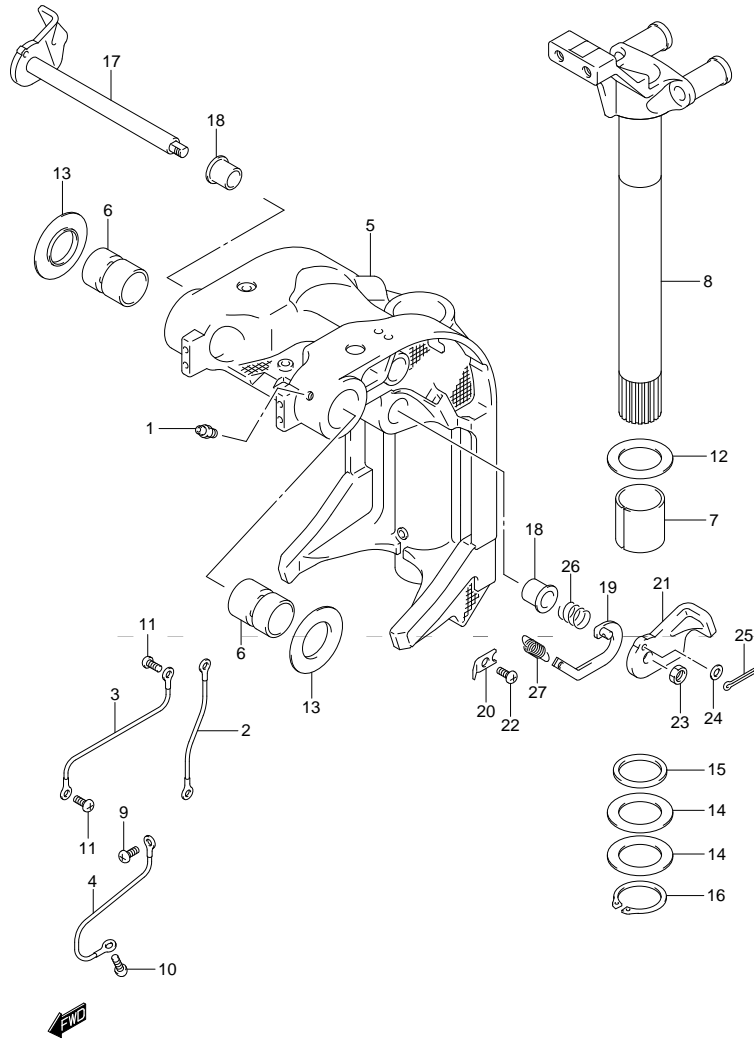


FIG.103 (1-J-14) SWIVEL BRACKET (DF70ATH E40)

REF NO.	PART NO.	DESCRIPTION	Q'TY	REMARKS
1	22511-99011	NIPPLE, GREASE	5	
2	36894-87D00	LEAD (SWIVEL TO MOUNT BRKT)	1	
3	36894-87D00	LEAD (CLAMP TO SWIVEL)	1	
4	36895-87D10	LEAD (SWIVEL TO HOUSING)	1	
5	43111-87L20-0EP	BRACKET, SWIVEL	1	
6	43211-93J00	BUSH, CLAMP SHAFT SWIVEL	2	
7	43711-97E00	BUSH, STEERING	2	
8	43750-87L00-0EP	BRACKET, STEERING	1	
9	09125-06063	SCREW (6X10)	2	
10	09125-06063	SCREW (6X10)	1	
11	09125-06063	SCREW (6X10)	2	
12	09160-39001	WASHER (39.5X64X1)	2	
13	09169-28003	WASHER	2	
14	09181-39001	SHIM (39.5X64X0.3)	4	
15	09282-39001	OIL SEAL (39X51X5)	1	
16	09380-38003	CIRCLIP	1	
17	41220-93J11	LEVER, TILT LOCK	1	
18	41224-95E01	BUSH, TILT STOPPER ROD	2	
19	41230-87L00	LINK, TILT LOCK LEVER	1	
20	41233-95E10	BRACKET, TILT LOCK SPRING	1	
21	41234-93J11	LEVER, TILT LOCK PORT	1	
22	09125-06063	SCREW (6X10)	1	
23	09140-10032	NUT	1	
24	09160-06082	WASHER (6.5X13X1.0)	1	
25	09204-01006	PIN	1	
26	09440-19028	SPRING	1	
27	09443-10043	SPRING	1	

FIG.104

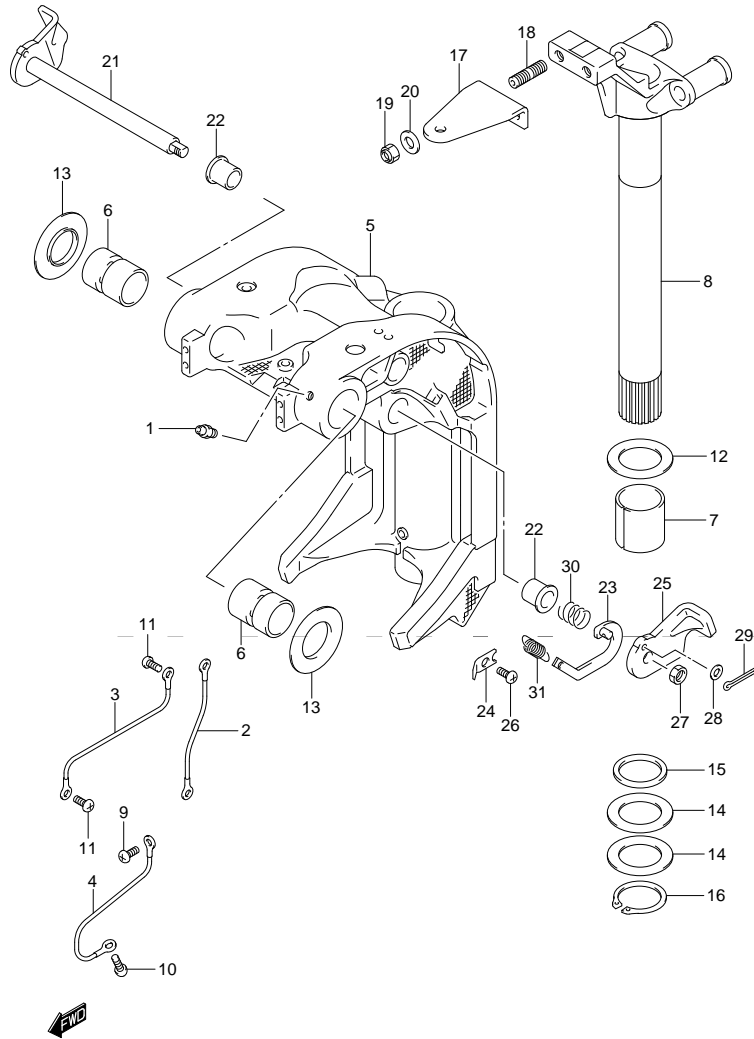


FIG.104 (1-J-15) SWIVEL BRACKET (DF80A E01)

REF NO.	PART NO.	DESCRIPTION	Q'TY	REMARKS
1	22511-99011	NIPPLE, GREASE	5	
2	36894-87D00	LEAD (SWIVEL TO MOUNT BRKT)	1	
3	36894-87D00	LEAD (CLAMP TO SWIVEL)	1	
4	36895-87D10	LEAD (SWIVEL TO HOUSING)	1	
5	43111-87L20-0EP	BRACKET, SWIVEL	1	
6	43211-93J00	BUSH, CLAMP SHAFT SWIVEL	2	
7	43711-97E00	BUSH, STEERING	2	
8	43750-87L00-0EP	BRACKET, STEERING	1	
9	09125-06063	SCREW (6X10)	2	
10	09125-06063	SCREW (6X10)	1	
11	09125-06063	SCREW (6X10)	2	
12	09160-39001	WASHER (39.5X64X1)	2	
13	09169-28003	WASHER	2	
14	09181-39001	SHIM (39.5X64X0.3)	4	
15	09282-39001	OIL SEAL (39X51X5)	1	
16	09380-38003	CIRCLIP	1	
17	43755-87L00-0EP	ATTACHMENT, STEERING BRKT	1	
18	09108-10156	STUD BOLT	2	
19	09159-10050	NUT	2	
20	09160-10141	WASHER (10.5X19X2)	2	
21	41220-93J11	LEVER, TILT LOCK	1	
22	41224-95E01	BUSH, TILT STOPPER ROD	2	
23	41230-87L00	LINK, TILT LOCK LEVER	1	
24	41233-95E10	BRACKET, TILT LOCK SPRING	1	
25	41234-93J11	LEVER, TILT LOCK PORT	1	
26	09125-06063	SCREW (6X10)	1	
27	09140-10032	NUT	1	
28	09160-06082	WASHER (6.5X13X1.0)	1	
29	09204-01006	PIN	1	
30	09440-19028	SPRING	1	
31	09443-10043	SPRING	1	

FIG.105

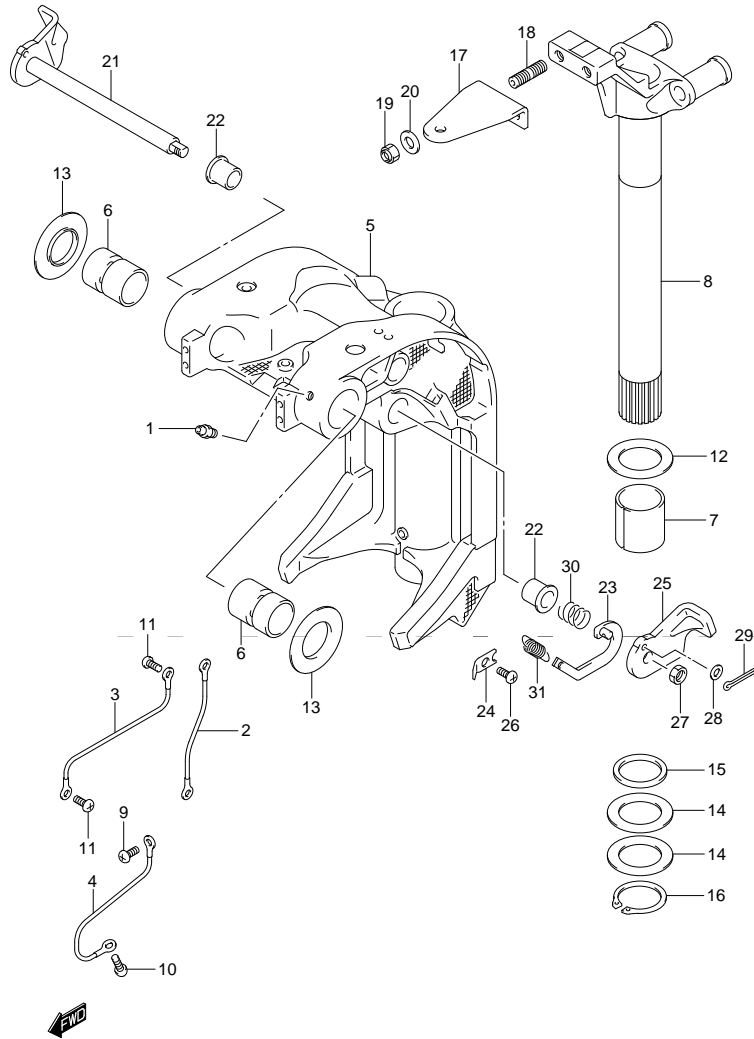


FIG.105 (1-K-2) SWIVEL BRACKET (DF80A E40)

REF NO.	PART NO.	DESCRIPTION	Q'TY	REMARKS
1	22511-99011	NIPPLE, GREASE	5	
2	36894-87D00	LEAD (SWIVEL TO MOUNT BRKT)	1	
3	36894-87D00	LEAD (CLAMP TO SWIVEL)	1	
4	36895-87D10	LEAD (SWIVEL TO HOUSING)	1	
5	43111-87L20-0EP	BRACKET, SWIVEL	1	
6	43211-93J00	BUSH, CLAMP SHAFT SWIVEL	2	
7	43711-97E00	BUSH, STEERING	2	
8	43750-87L00-0EP	BRACKET, STEERING	1	
9	09125-06063	SCREW (6X10)	2	
10	09125-06063	SCREW (6X10)	1	
11	09125-06063	SCREW (6X10)	2	
12	09160-39001	WASHER (39.5X64X1)	2	
13	09169-28003	WASHER	2	
14	09181-39001	SHIM (39.5X64X0.3)	4	
15	09282-39001	OIL SEAL (39X51X5)	1	
16	09380-38003	CIRCLIP	1	
17	43755-87L00-0EP	ATTACHMENT, STEERING BRKT	1	
18	09108-10156	STUD BOLT	2	
19	09159-10050	NUT	2	
20	09160-10141	WASHER (10.5X19X2)	2	
21	41220-93J11	LEVER, TILT LOCK	1	
22	41224-95E01	BUSH, TILT STOPPER ROD	2	
23	41230-87L00	LINK, TILT LOCK LEVER	1	
24	41233-95E10	BRACKET, TILT LOCK SPRING	1	
25	41234-93J11	LEVER, TILT LOCK PORT	1	
26	09125-06063	SCREW (6X10)	1	
27	09140-10032	NUT	1	
28	09160-06082	WASHER (6.5X13X1.0)	1	
29	09204-01006	PIN	1	
30	09440-19028	SPRING	1	
31	09443-10043	SPRING	1	

FIG.106

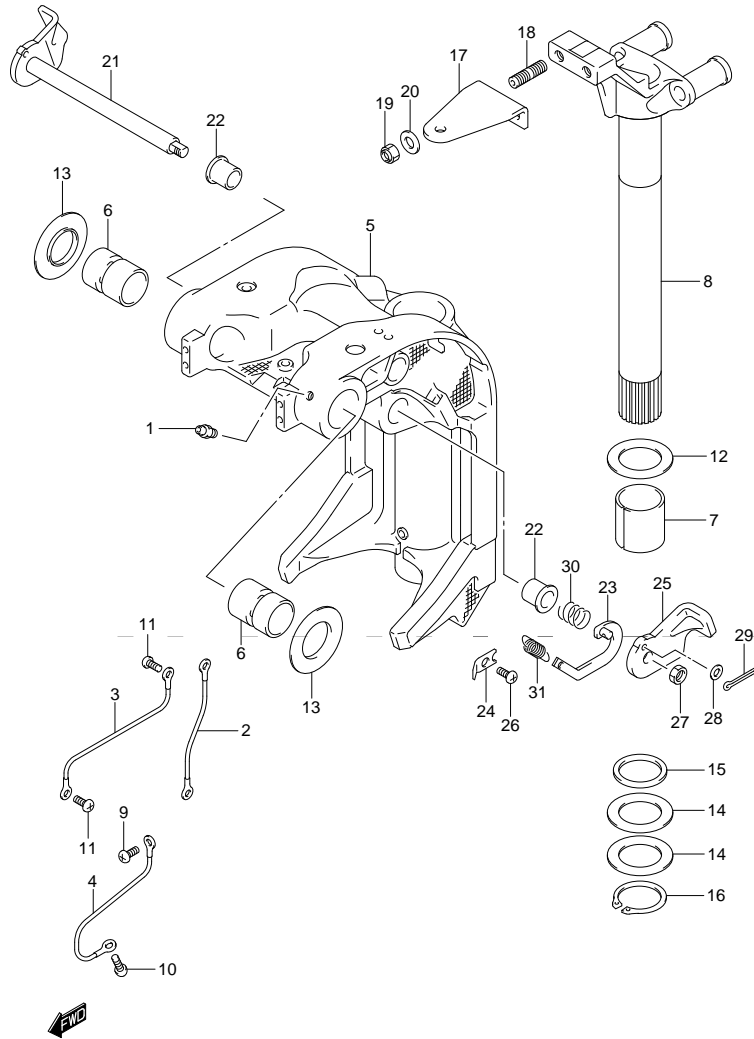


FIG.106 (1-K-3) SWIVEL BRACKET (DF90A E01)

REF NO.	PART NO.	DESCRIPTION	Q'TY	REMARKS
1	22511-99011	NIPPLE, GREASE	5	
2	36894-87D00	LEAD (SWIVEL TO MOUNT BRKT)	1	
3	36894-87D00	LEAD (CLAMP TO SWIVEL)	1	
4	36895-87D10	LEAD (SWIVEL TO HOUSING)	1	
5	43111-87L20-0EP	BRACKET, SWIVEL	1	
6	43211-93J00	BUSH, CLAMP SHAFT SWIVEL	2	
7	43711-97E00	BUSH, STEERING	2	
8	43750-87L00-0EP	BRACKET, STEERING	1	
9	09125-06063	SCREW (6X10)	2	
10	09125-06063	SCREW (6X10)	1	
11	09125-06063	SCREW (6X10)	2	
12	09160-39001	WASHER (39.5X64X1)	2	
13	09169-28003	WASHER	2	
14	09181-39001	SHIM (39.5X64X0.3)	4	
15	09282-39001	OIL SEAL (39X51X5)	1	
16	09380-38003	CIRCLIP	1	
17	43755-87L00-0EP	ATTACHMENT, STEERING BRKT	1	
18	09108-10156	STUD BOLT	2	
19	09159-10050	NUT	2	
20	09160-10141	WASHER (10.5X19X2)	2	
21	41220-93J11	LEVER, TILT LOCK	1	
22	41224-95E01	BUSH, TILT STOPPER ROD	2	
23	41230-87L00	LINK, TILT LOCK LEVER	1	
24	41233-95E10	BRACKET, TILT LOCK SPRING	1	
25	41234-93J11	LEVER, TILT LOCK PORT	1	
26	09125-06063	SCREW (6X10)	1	
27	09140-10032	NUT	1	
28	09160-06082	WASHER (6.5X13X1.0)	1	
29	09204-01006	PIN	1	
30	09440-19028	SPRING	1	
31	09443-10043	SPRING	1	

FIG.107

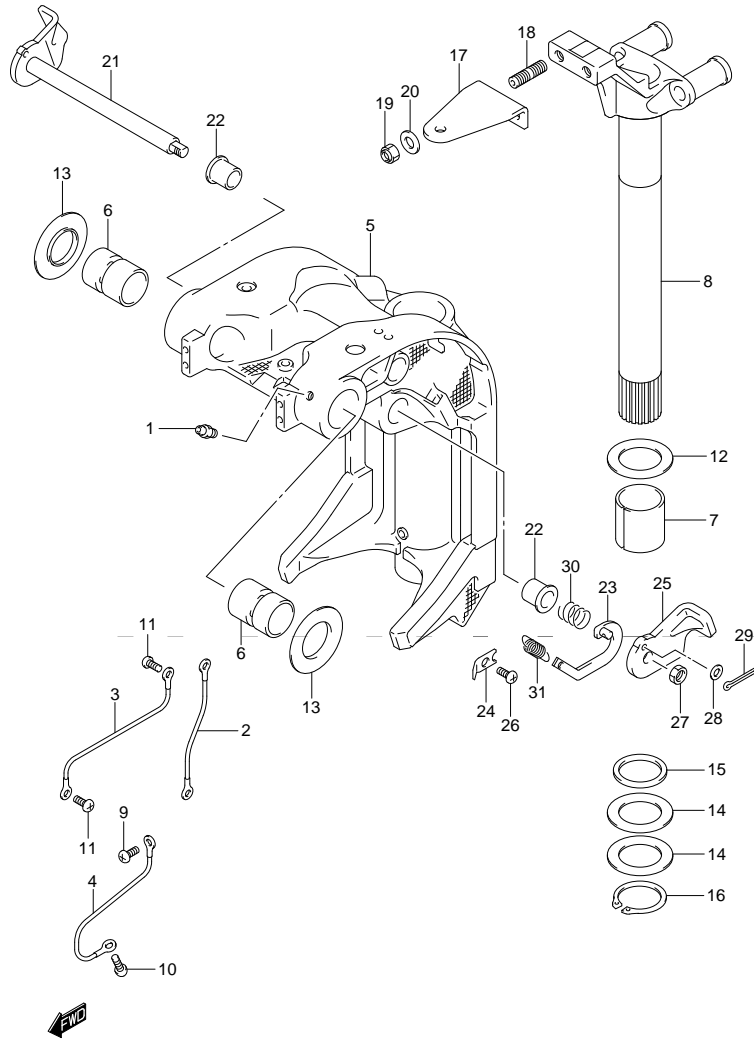


FIG.107 (1-K-4) SWIVEL BRACKET (DF90A E40)

REF NO.	PART NO.	DESCRIPTION	Q'TY	REMARKS
1	22511-99011	NIPPLE, GREASE	5	
2	36894-87D00	LEAD (SWIVEL TO MOUNT BRKT)	1	
3	36894-87D00	LEAD (CLAMP TO SWIVEL)	1	
4	36895-87D10	LEAD (SWIVEL TO HOUSING)	1	
5	43111-87L20-0EP	BRACKET, SWIVEL	1	
6	43211-93J00	BUSH, CLAMP SHAFT SWIVEL	2	
7	43711-97E00	BUSH, STEERING	2	
8	43750-87L00-0EP	BRACKET, STEERING	1	
9	09125-06063	SCREW (6X10)	2	
10	09125-06063	SCREW (6X10)	1	
11	09125-06063	SCREW (6X10)	2	
12	09160-39001	WASHER (39.5X64X1)	2	
13	09169-28003	WASHER	2	
14	09181-39001	SHIM (39.5X64X0.3)	4	
15	09282-39001	OIL SEAL (39X51X5)	1	
16	09380-38003	CIRCLIP	1	
17	43755-87L00-0EP	ATTACHMENT, STEERING BRKT	1	
18	09108-10156	STUD BOLT	2	
19	09159-10050	NUT	2	
20	09160-10141	WASHER (10.5X19X2)	2	
21	41220-93J11	LEVER, TILT LOCK	1	
22	41224-95E01	BUSH, TILT STOPPER ROD	2	
23	41230-87L00	LINK, TILT LOCK LEVER	1	
24	41233-95E10	BRACKET, TILT LOCK SPRING	1	
25	41234-93J11	LEVER, TILT LOCK PORT	1	
26	09125-06063	SCREW (6X10)	1	
27	09140-10032	NUT	1	
28	09160-06082	WASHER (6.5X13X1.0)	1	
29	09204-01006	PIN	1	
30	09440-19028	SPRING	1	
31	09443-10043	SPRING	1	

FIG.108

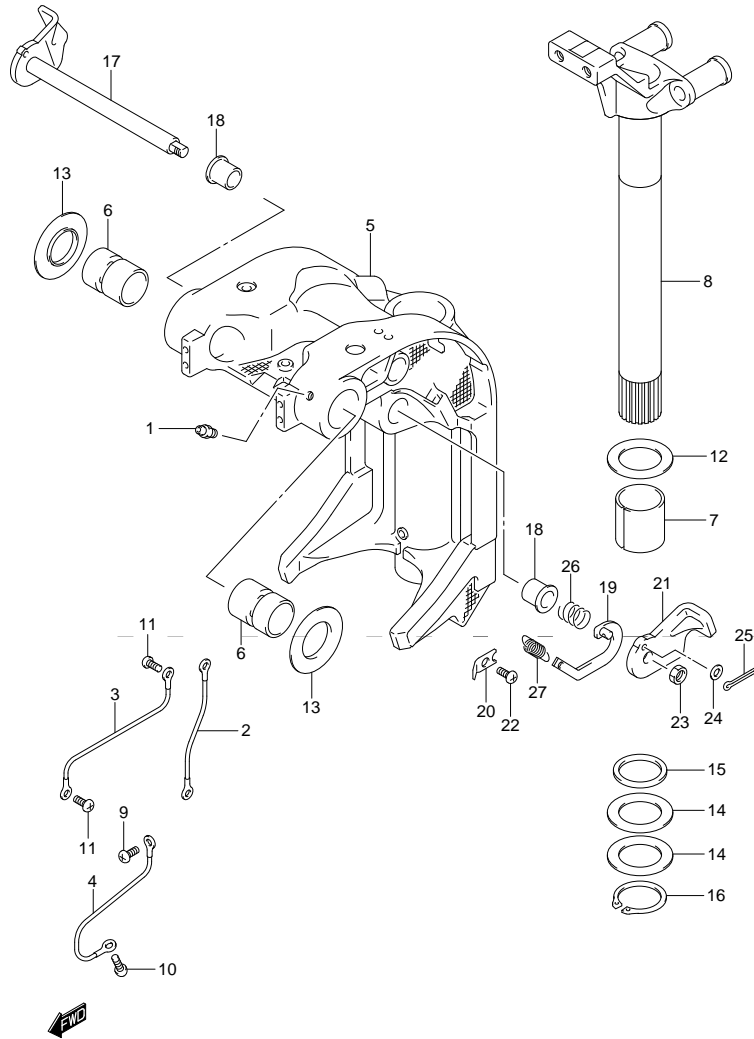


FIG.108 (1-K-5) SWIVEL BRACKET (DF90ATH E01)

REF NO.	PART NO.	DESCRIPTION	Q'TY	REMARKS
1	22511-99011	NIPPLE, GREASE	5	
2	36894-87D00	LEAD (SWIVEL TO MOUNT BRKT)	1	
3	36894-87D00	LEAD (CLAMP TO SWIVEL)	1	
4	36895-87D10	LEAD (SWIVEL TO HOUSING)	1	
5	43111-87L20-0EP	BRACKET, SWIVEL	1	
6	43211-93J00	BUSH, CLAMP SHAFT SWIVEL	2	
7	43711-97E00	BUSH, STEERING	2	
8	43750-87L00-0EP	BRACKET, STEERING	1	
9	09125-06063	SCREW (6X10)	2	
10	09125-06063	SCREW (6X10)	1	
11	09125-06063	SCREW (6X10)	2	
12	09160-39001	WASHER (39.5X64X1)	2	
13	09169-28003	WASHER	2	
14	09181-39001	SHIM (39.5X64X0.3)	4	
15	09282-39001	OIL SEAL (39X51X5)	1	
16	09380-38003	CIRCLIP	1	
17	41220-93J11	LEVER, TILT LOCK	1	
18	41224-95E01	BUSH, TILT STOPPER ROD	2	
19	41230-87L00	LINK, TILT LOCK LEVER	1	
20	41233-95E10	BRACKET, TILT LOCK SPRING	1	
21	41234-93J11	LEVER, TILT LOCK PORT	1	
22	09125-06063	SCREW (6X10)	1	
23	09140-10032	NUT	1	
24	09160-06082	WASHER (6.5X13X1.0)	1	
25	09204-01006	PIN	1	
26	09440-19028	SPRING	1	
27	09443-10043	SPRING	1	

FIG.109

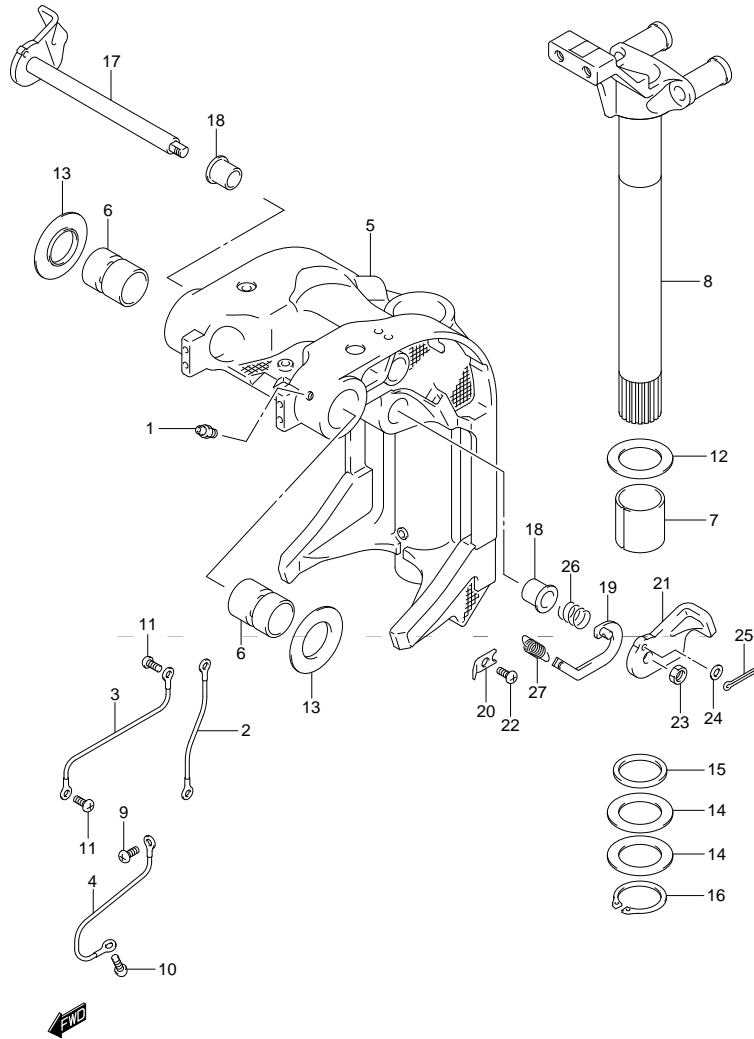


FIG.109 (1-K-6) SWIVEL BRACKET (DF90ATH E40)

REF NO.	PART NO.	DESCRIPTION	Q'TY	REMARKS
1	22511-99011	NIPPLE, GREASE	5	
2	36894-87D00	LEAD (SWIVEL TO MOUNT BRKT)	1	
3	36894-87D00	LEAD (CLAMP TO SWIVEL)	1	
4	36895-87D10	LEAD (SWIVEL TO HOUSING)	1	
5	43111-87L20-0EP	BRACKET, SWIVEL	1	
6	43211-93J00	BUSH, CLAMP SHAFT SWIVEL	2	
7	43711-97E00	BUSH, STEERING	2	
8	43750-87L00-0EP	BRACKET, STEERING	1	
9	09125-06063	SCREW (6X10)	2	
10	09125-06063	SCREW (6X10)	1	
11	09125-06063	SCREW (6X10)	2	
12	09160-39001	WASHER (39.5X64X1)	2	
13	09169-28003	WASHER	2	
14	09181-39001	SHIM (39.5X64X0.3)	4	
15	09282-39001	OIL SEAL (39X51X5)	1	
16	09380-38003	CIRCLIP	1	
17	41220-93J11	LEVER, TILT LOCK	1	
18	41224-95E01	BUSH, TILT STOPPER ROD	2	
19	41230-87L00	LINK, TILT LOCK LEVER	1	
20	41233-95E10	BRACKET, TILT LOCK SPRING	1	
21	41234-93J11	LEVER, TILT LOCK PORT	1	
22	09125-06063	SCREW (6X10)	1	
23	09140-10032	NUT	1	
24	09160-06082	WASHER (6.5X13X1.0)	1	
25	09204-01006	PIN	1	
26	09440-19028	SPRING	1	
27	09443-10043	SPRING	1	

FIG.110

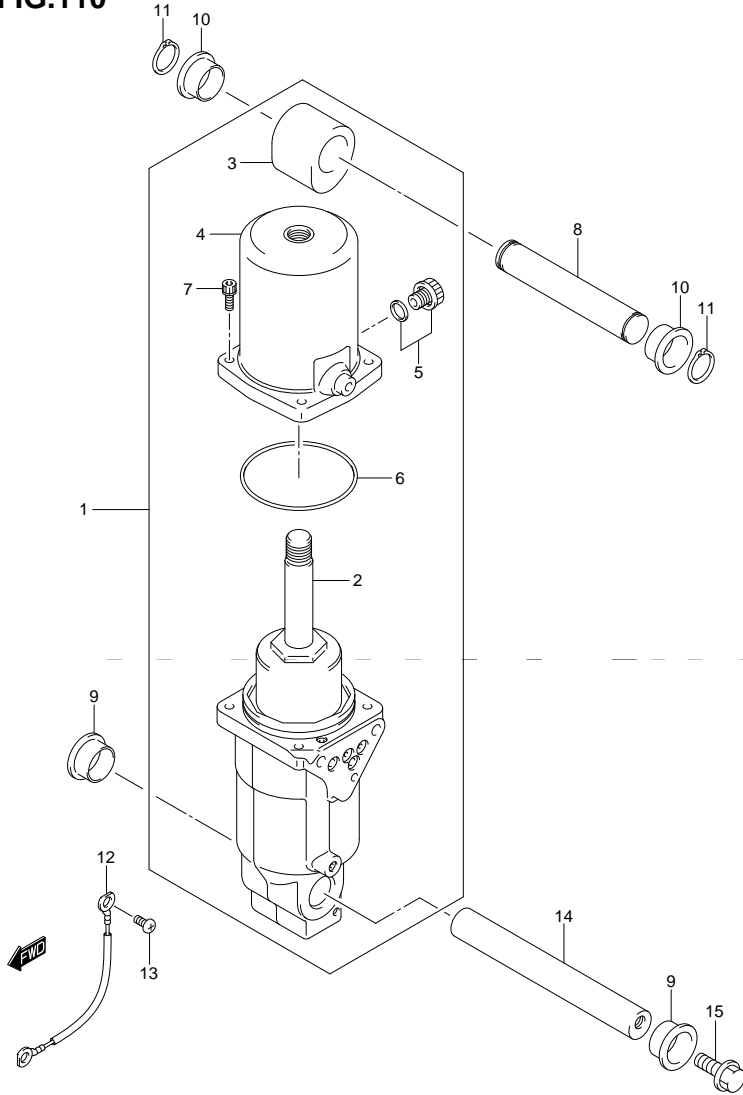


FIG.110 (1-K-7) TRIM CYLINDER

REF. NO.	PART NO.	DESCRIPTION	Q'TY	REMARKS
1	48000-87L01	TRIM ASSY, POWER WITH TILT	1	
2	48400-87L00	·MANIFOLD ASSY	1	
3	48611-87L00	·JOINT, METAL	1	
4	48571-87L00	·TANK, RESERVOIR	1	
5	48572-87L00	·PLUG	1	
6	48557-90J00	·O RING	1	
7	48862-87J10	·BOLT, TANK	4	
8	48321-90J00	SHAFT, TILT CYL UPPER	1	
9	48325-87L00	BUSH, TILT CYL LOWER	2	
10	48325-87L00	BUSH, TILT CYL UPPER	2	
11	09380-22015	CIRCLIP	2	
12	36894-87D00	LEAD, PTT TO ANODE	1	
13	09125-06063	SCREW (6X10)	1	
14	48121-90J00	SHAFT, TILT CYL LOWER	1	
15	09116-10131	BOLT (10X35)	1	

FIG.111

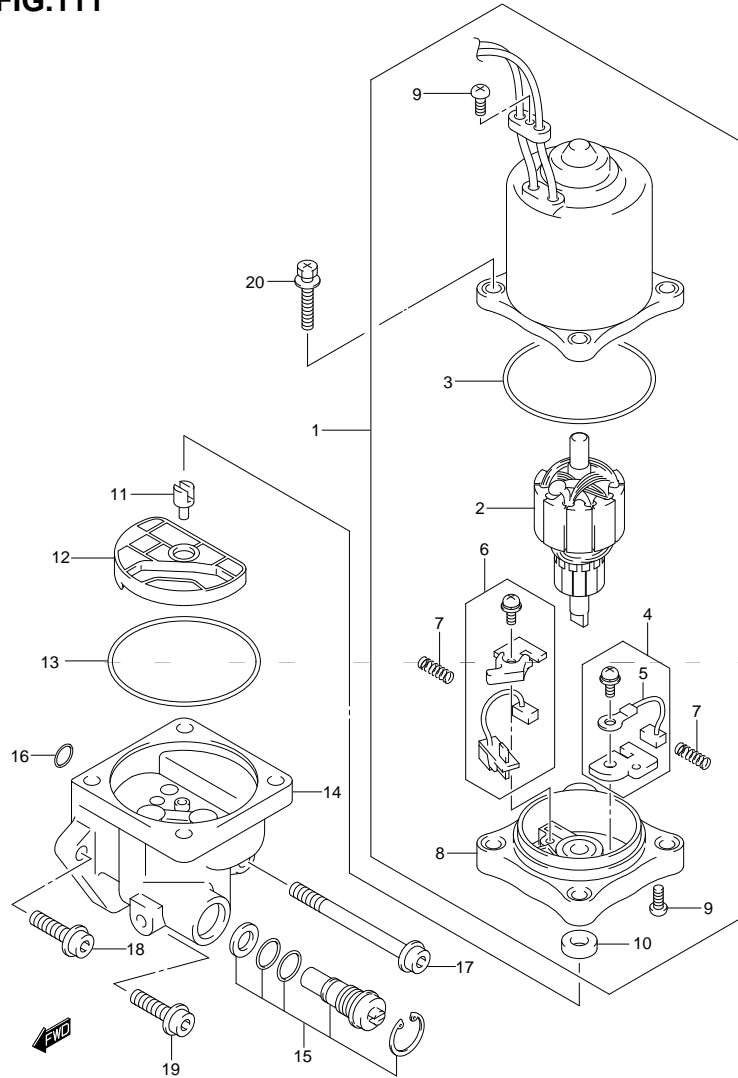


FIG.111 (1-K-8) PTT MOTOR

REF NO.	PART NO.	DESCRIPTION	Q'TY	REMARKS
1	38100-87L00	MOTOR ASSY, PTT	1	
2	31311-93J00	·ARMATURE	1	
3	31123-94910	·O RING	1	
4	31133-90J00	·BRUSH SET	1	
5	31133-94900	··BRUSH	1	
6	31136-90J10	·BREAKER ASSY	1	
7	31135-94900	·SPRING	2	
8	31173-94910	·HOLDER, BRUSH	1	
9	31111-94900	·SCREW	3	
10	33799-97E00	·SEAL, OIL	1	
11	48583-95E00	JOINT, DRIVE	1	
12	48582-95E01	FILTER	1	
13	48585-95E00	O RING	1	
14	48502-87L00	PUMP ASSY	1	
15	48864-96J00	VALVE SET, MANUAL	1	
16	48588-90J00	O RING SET	1	
17	48862-92J00	BOLT, PUMP NO.1	1	
18	48862-92J10	BOLT, PUMP NO.2	1	
19	48862-90J20	BOLT	1	
20	31281-92J00	BOLT	4	

FIG.112

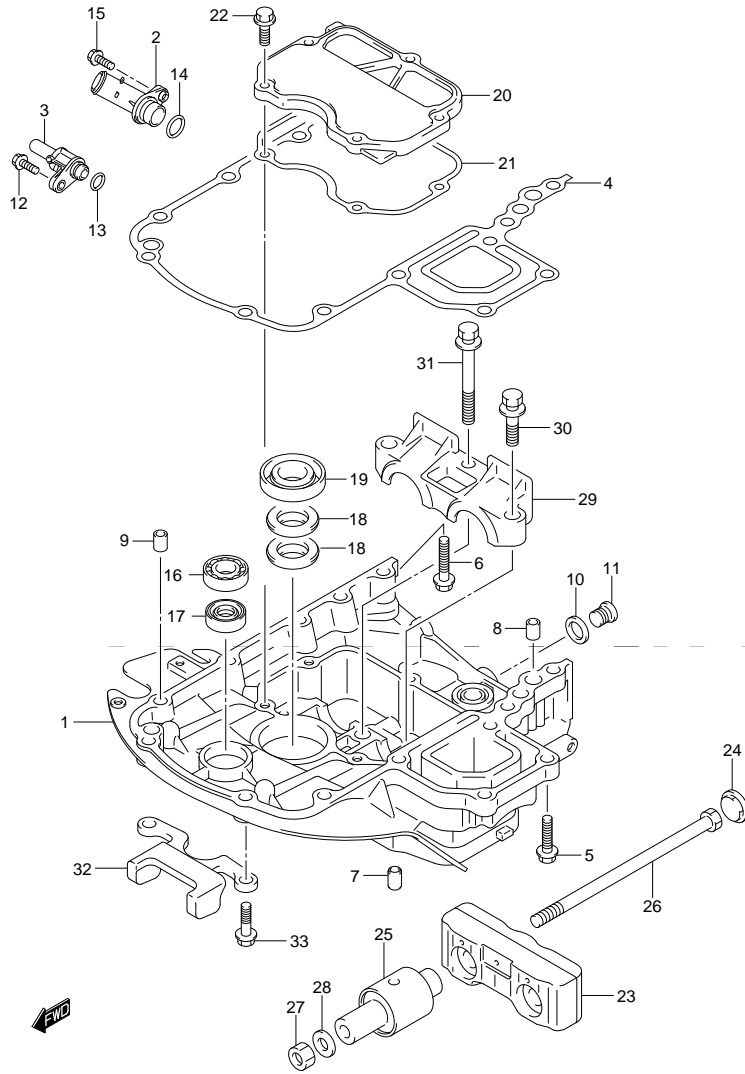


FIG.112 (1-K-9) ENGINE HOLDER

REF NO.	PART NO.	DESCRIPTION	Q'TY	REMARKS
1	51111-87L00-OEP	HOLDER, ENGINE	1	
2	51115-87L00	UNION, WATER RETURN	1	
3	51117-87L00	UNION, WATER INDICATOR	1	
4	51211-87L00	GASKET, ENGINE HOLDER	1	
5	09116-08128	BOLT (8X40)	7	
6	09116-08117	BOLT (8X55)	1	
7	09202-08006	PIN	2	
8	04211-11129	PIN	2	
9	04211-11129	PIN	1	
10	09160-18031	WASHER (18.5X28X2.6)	1	
11	09248-18010	PLUG	1	
12	29116-93J00	BOLT, WATER INDICATOR UNION	1	
13	09280-11001	O RING (D:2.4,ID:10.8)	1	
14	09280-20002	O RING (D:3.1,ID:19.4)	1	
15	01550-06207	BOLT	1	
16	09262-17019	BEARING (17X35X8)	1	
17	09289-18001	OIL SEAL (18X30X8)	1	
18	09282-22007	OIL SEAL (22X36X6)	2	
19	12281-87J00	SEAL, DRIVEN GEAR	1	
20	51122-87L00	COVER, MOUNT CASE	1	
21	51123-87L00	GASKET, MOUNT CASE COVER	1	
22	01550-0825A	BOLT	5	
23	54120-87L10	MOUNT, UPPER THRUST	1	
24	54122-87L00	SPACER, UPPER THRUST MOUNT	2	
25	54130-87L00	MOUNT, UPPER	2	
26	54166-88L00	BOLT, UPPER MOUNT	2	
27	09159-12014	NUT	2	
28	09160-12110	WASHER (12.5X22X3)	2	
29	54137-87L00-OEP	COVER, UPPER MOUNT	1	
30	09116-10139	BOLT (10X44)	2	
31	09116-10147	BOLT (10X85)	1	
32	54140-87L10	STOPPER, UPPER UNIT	1	
33	09116-08137	BOLT (8X22)	2	

FIG.113

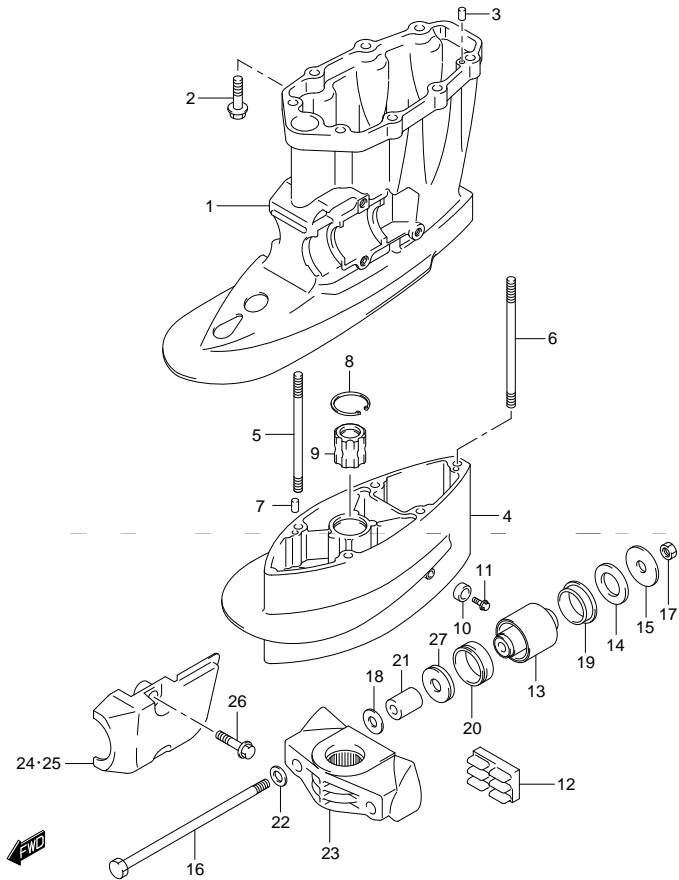


FIG.113 (1-K-10) DRIVE SHAFT HOUSING

REF NO.	PART NO.	DESCRIPTION	Q'TY	REMARKS
1	52111-87L00-0EP	HOUSING, DRIVE SHAFT	1	
2	09116-10139	BOLT (10X44)	8	
3	09202-08006	PIN	2	
4	52131-87L00-0EP	CASE, EXTENSION	1	TRANSOM(X)
5	09108-10115	STUD BOLT	4	TRANSOM(X)
6	09108-10157	STUD BOLT	1	TRANSOM(X)
7	09202-08006	PIN	2	TRANSOM(X)
8	09381-40005	CIRCLIP	1	TRANSOM(X)
9	57130-87E02	BUSH, DRIVE SHAFT	1	TRANSOM(X)
10-1	55321-87J00	ANODE, PROTECTION	1	TRANSOM(X)
10-2	55321-87J10	ANODE (MAGNESIUM)	1	OPT TRANSOM(X)
11	09103-06281	BOLT (6X14)	1	TRANSOM(X)
12	54151-87L00	MOUNT, LOWER THRUST	1	
13	54160-87L00	MOUNT, LOWER	2	
14	54165-87L00	DAMPER, REVERSE STOPPER LWR	2	
15	09160-12120	WASHER (12X48X3)	2	
16	54166-88L00	BOLT, LOWER MOUNT	2	
17	09159-12014	NUT	2	
18	09160-12113	WASHER (12.5X30X2.5)	2	
19	54167-87L01	MOUNT, LOWER SIDE	2	

FIG.113

FIG.113 (1-K-11) DRIVE SHAFT HOUSING

REF NO.	PART NO.	DESCRIPTION	QTY	REMARKS
20	54167-87L10	MOUNT, FWD LOWER SIDE	2	
21	54173-87L00	SPACER, LOWER MOUNT	2	
22	54114-90J01	WASHER, LOWER MOUNT BOLT	2	
23	54211-90J01-0EP	BRACKET, LOWER MOUNT	1	
24	54221-87L00-0EP	COVER, LOWER MOUNT STBD	1	
25	54231-87L00-0EP	COVER, LOWER MOUNT PORT	1	
26	09116-10139	BOLT (10X44)	4	
27	54180-87L00	DAMPER, FWD STOPPER	2	

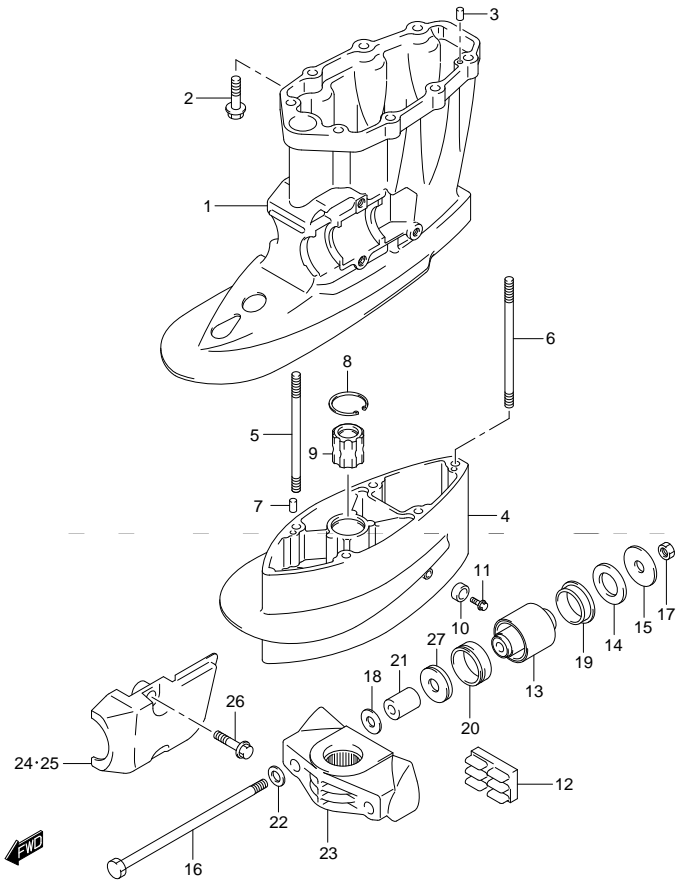


FIG.114

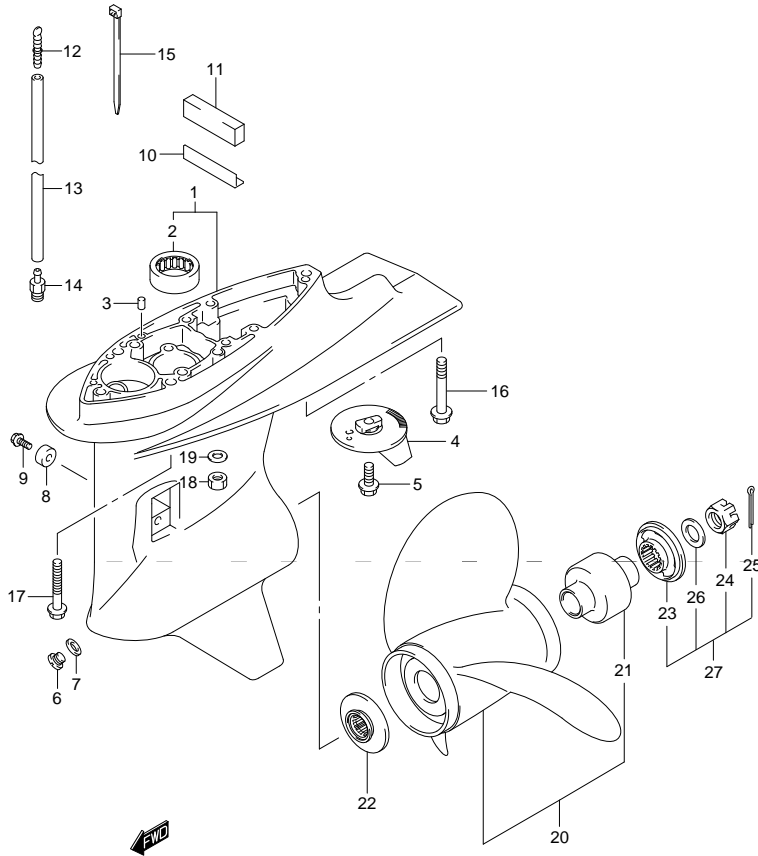


FIG.114 (1-K-12) GEAR CASE

REF NO.	PART NO.	DESCRIPTION	Q' TY	REMARKS
1	55110-87L20-OEP	CASE, GEAR	1	
2	09263-26023	·BEARING (26X34X30)	1	
3	09202-08006	PIN	2	
4	55125-90J01	TAB, TRIM	1	
5	09116-08137	BOLT (8X22)	1	
6	09248-10008	PLUG	2	
7	09168-10034	GASKET (9.5X16.5X2)	2	
8-1	55321-87J00	ANODE, PROTECTION	1	
8-2	55321-87J10	ANODE (MAGNESIUM)	1	OPT
9	09103-06281	BOLT (6X14)	1	
10	55333-87L00	PLATE, EXHAUST SEAL	1	
11	52332-87L10	SEAL, EXH TUBE HOUSING	1	
12	55127-87D00	UNION, SPEEDOMETER HOSE	1	
13	09355-40805-00B	HOSE (4X8X2000)	1	L:2000->1500
14	09362-09008	UNION	1	
15	09407-10404	CLAMP (L:100)	2	
16	09116-10137	BOLT (10X70)	1	TRANSOM(L)
17	09116-10150	BOLT (10X55)	4	TRANSOM(L)
18	29141-93J20	NUT, EXTENSION BOLT	5	TRANSOM(X)
19	09160-10141	WASHER (10.5X19X2)	5	TRANSOM(X)
20-1	58100-87L00-019	PROPELLER (3X14X13)	1	
20-2	58100-87L10-019	PROPELLER (3X13.875X15)	1	
20-3	58100-87L20-019	PROPELLER (3X13.75X17)	1	
20-4	58100-87L30-019	PROPELLER (3X13.75X19)	1	
20-5	58100-87L40-019	PROPELLER (3X13.75X21)	1	
20-6	58100-87L50-019	PROPELLER (3X13.75X23)	1	
20-7	58100-90J01-019	PROPELLER (3X14X17)	1	OPT
20-8	58100-90J11-019	PROPELLER (3X14X19)	1	OPT
20-9	58100-90J21-019	PROPELLER (3X14X21)	1	OPT
20-10	58100-90J31-019	PROPELLER (3X14X23)	1	OPT
20-11	58100-90J41-019	PROPELLER (3X14X15)	1	OPT
20-12	58200-90J00	PROPELLER (3X14.25X18)	1	OPT SUS
20-13	58200-90J10	PROPELLER (3X14.25X20)	1	OPT SUS

FIG.114

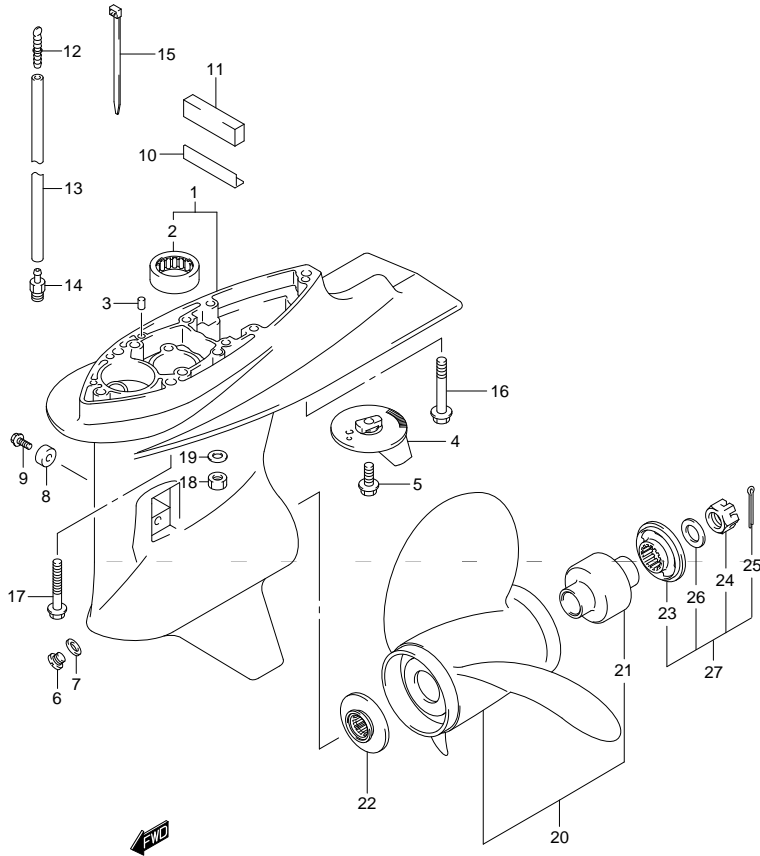


FIG.114 (1-K-13) GEAR CASE

REF NO.	PART NO.	DESCRIPTION	QTY	REMARKS
20-14	58200-90J20	PROPELLER (3X14.25X22)	1	OPT SUS
20-15	58200-90J30	PROPELLER (3X14.25X24)	1	OPT SUS
21	58120-90J00	BUSH	1	
22	57632-87L00	STOPPER, PROPELLER BUSH	1	
23	57633-90J02	SPACER, PROPELLER NUT	1	
24	09141-18005	NUT	1	
25	09204-03003	PIN	1	
26	09160-18028	WASHER (18.5X31X1)	1	
27	57630-90J00	KIT, PROPELLER NUT	1	OPT
28	25700-87L00	SEALING KIT, GEAR CASE	1	OPT NOT ILLUSTRATED

FIG.115

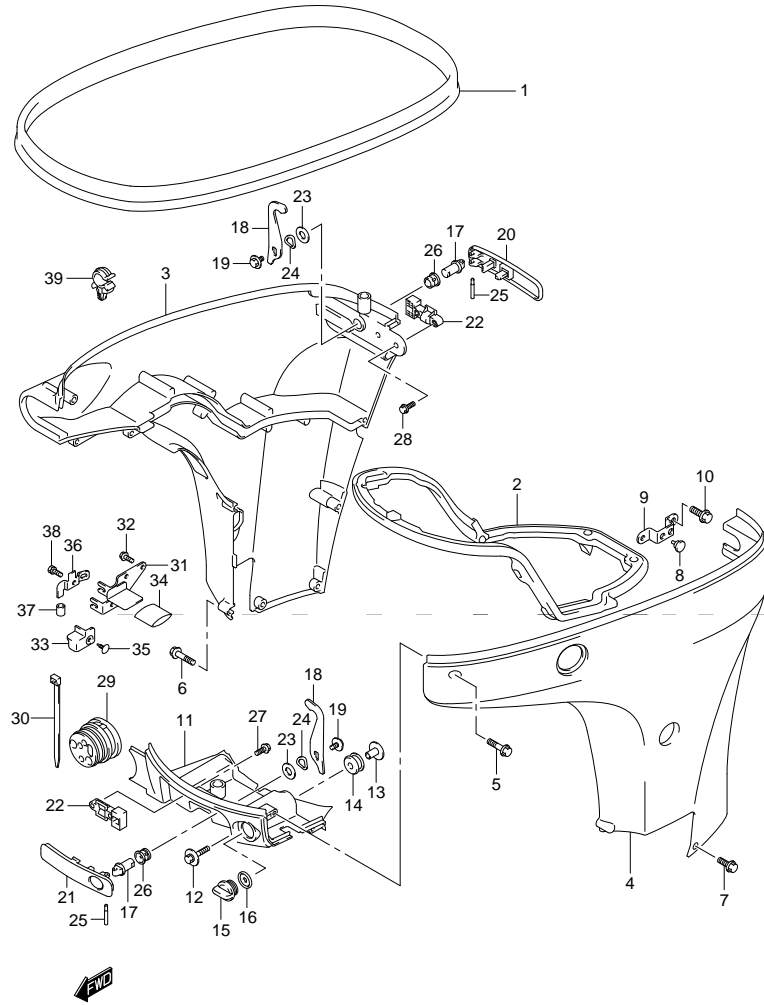


FIG.115 (1-K-14) SIDE COVER

REF NO.	PART NO.	DESCRIPTION	Q'TY	REMARKS
1	61112-99E01	RUBBER, SIDE COVER	1	
2	61134-87L00	SEAL, SIDE COVER	1	
3	61811-87L10-0EP	COVER, SIDE STBD	1	
4	61821-87L10-0EP	COVER, SIDE PORT	1	
5	09136-06148	SCREW (6X35)	8	
6	09136-06149	SCREW (6X55)	2	
7	09136-06161	SCREW (6X17)	3	
8	09321-08022	CUSHION	2	
9	61827-87L00	HOLDER, SIDE COVER	1	
10	01550-08207	BOLT	2	
11	61831-87L20-0EP	PANEL, FRONT	1	
12	09118-08127	BOLT (8X40)	2	
13	09169-08039	WASHER	2	
14	09320-11013	CUSHION	2	
15	17913-93J00	PLUG, WATER	1	
16	17914-93J00	GASKET, WATER PLUG	1	
17	61632-93J00	SHAFT, ENGINE COVER HOOK	2	
18	61641-87L00	HOOK, ENGINE COVER	2	
19	09116-06127	BOLT (6X12)	2	
20	61633-87L00	LEVER, HOOK REAR	1	
21	61645-87L00	LEVER, HOOK FRONT	1	
22	61673-93J10	LATCH, HOOK LEVER	2	
23	09160-130T4	WASHER (13.2X25X1)	2	
24	09164-14008	WASHER	2	
25	09202-04022	PIN	2	
26	09306-13007	BUSH	2	
27	01550-05107	BOLT	2	
28	01550-05167	BOLT	2	
29	61124-87L00	GROMMET, REMOCON CABLE	1	
30	09407-25402	CLAMP (L:248)	1	
31	67341-87L00	HOLDER, REMOCON CABLE	1	
32	01550-06167	BOLT	2	
33	67345-87L00	PROTECTOR	1	
34	67346-87L00	PROTECTOR, HOLDER	1	

FIG.115

FIG.115 (1-K-15) SIDE COVER

REF NO.	PART NO.	DESCRIPTION	Q'TY	REMARKS
35	09409-10304-5ES	CLIP	1	
36	67350-87L00	STOPPER, REMOCON CABLE	1	
37	09352-70103-600	HOSE (7X10.2X600)	2	L:600->14
38	01570-06127	BOLT	1	
39	09403-11320	CLAMP	1	

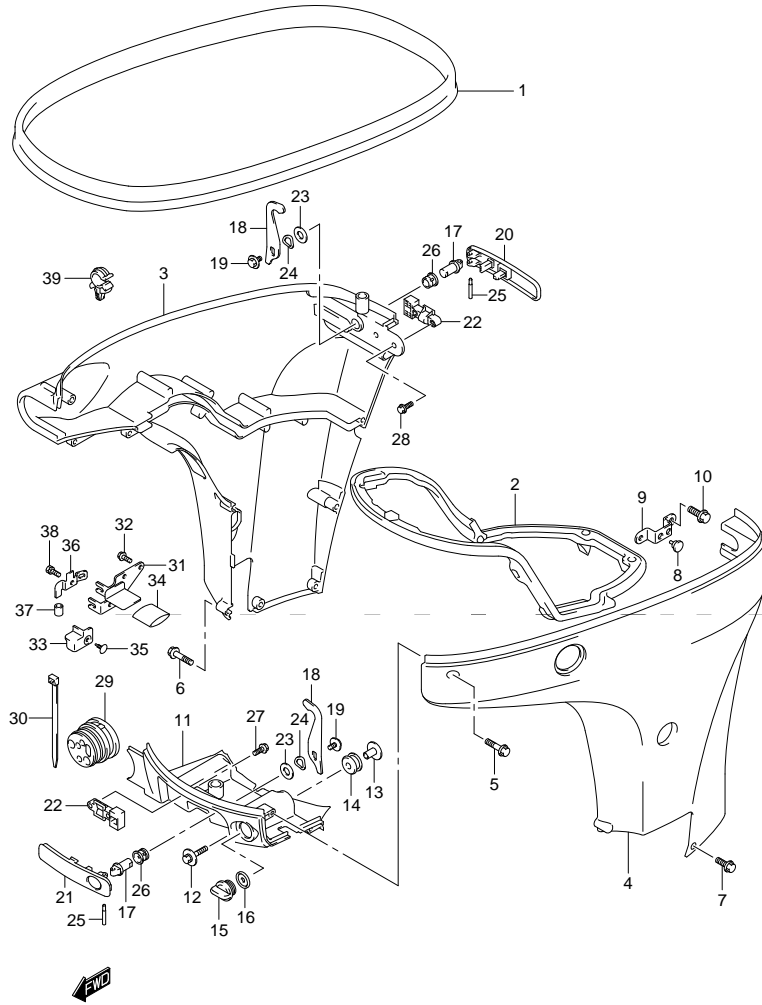


FIG.116

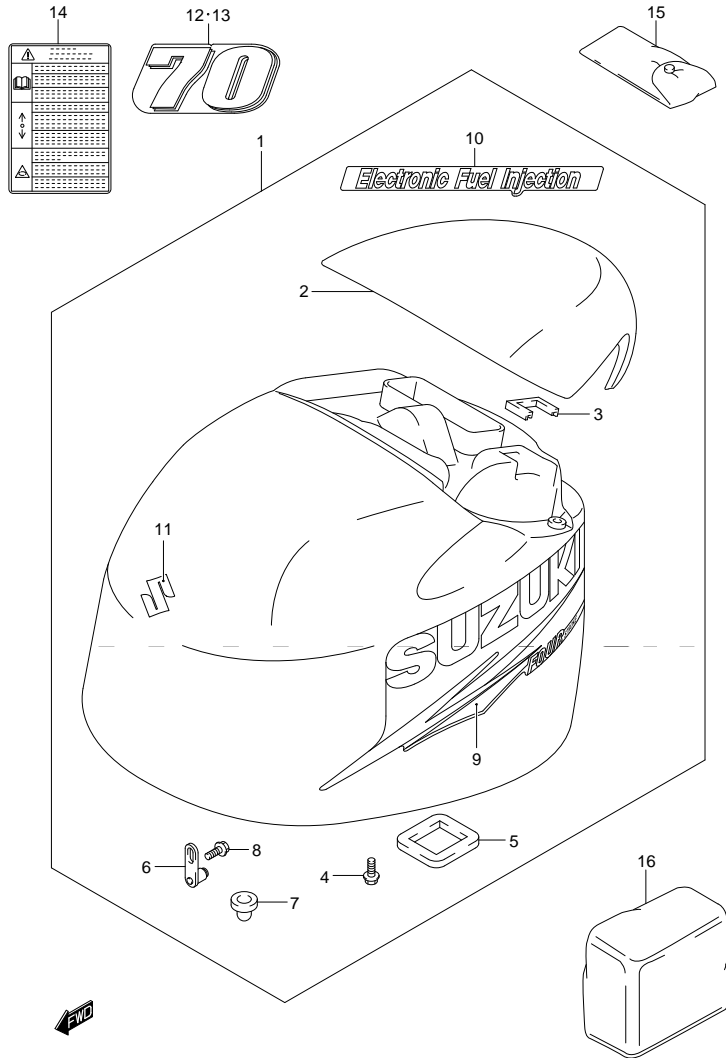


FIG.116 (1-L-2) ENGINE COVER (DF70A E01)

REF. NO.	PART NO.	DESCRIPTION	Q'TY	REMARKS
1	61400-87Y65-0EP	COVER SET, ENGINE	1	
2	61431-87L10-0EP	HANDLE, TILT UP	1	
3	61439-87L00	SEAL, TILT UP HANDLE	1	
4	01550-06167	BOLT	5	
5	61476-87L00	SEAL, AIR VENT	1	
6	61610-93J00	FASTENER	2	
7	09329-10022	CUSHION	2	
8	01550-06127	BOLT	2	
9-1	61443-87L12	STRIPE, ENGINE COVER STBD	1	
9-2	61453-87L12	STRIPE, ENGINE COVER PORT	1	
10	61446-87L11	DECAL, EFI	1	
11	68111-18G20	EMBLEM (S)	1	
12	61422-87L51	MARK, EMBLEM FRONT (70)	1	
13	61435-87L51	MARK, EMBLEM REAR (70)	1	
14	61458-99E40	LABEL, ENGINE COVER	1	
15	09800-81840	TOOL SET	1	
16	68110-87D01	COVER, WEATHER	1	OPT

FIG.117

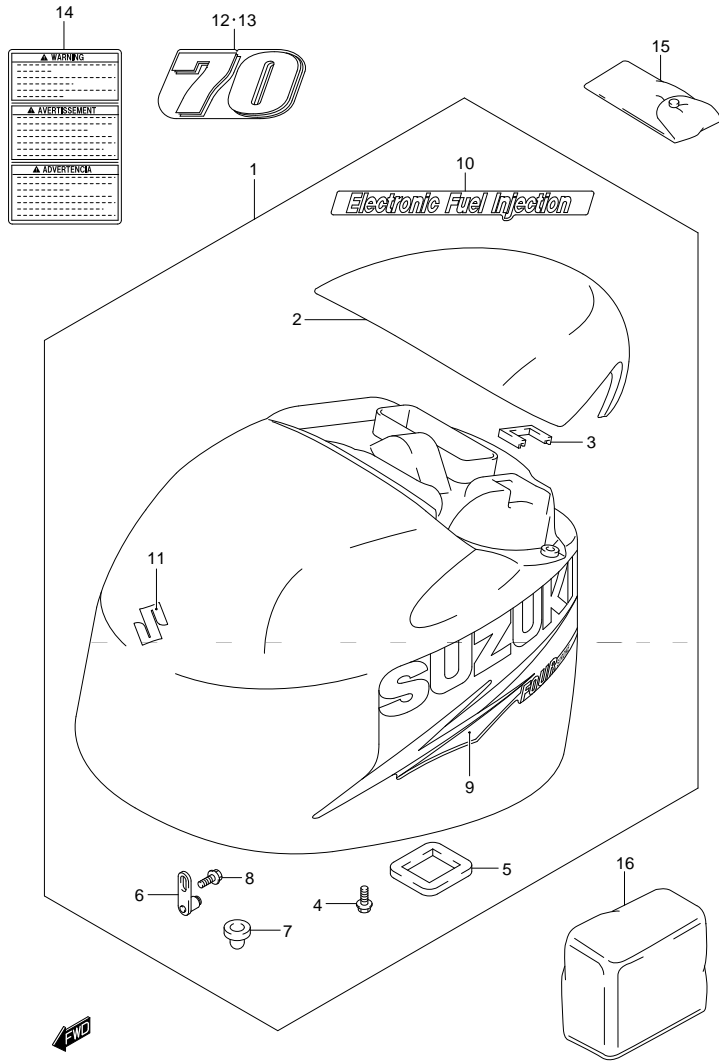


FIG.117 (1-L-3) ENGINE COVER (DF70A E40)

REF. NO.	PART NO.	DESCRIPTION	Q'TY	REMARKS
1	61400-87Y65-0EP	COVER SET, ENGINE	1	
2	61431-87L10-0EP	HANDLE, TILT UP	1	
3	61439-87L00	SEAL, TILT UP HANDLE	1	
4	01550-06167	BOLT	5	
5	61476-87L00	SEAL, AIR VENT	1	
6	61610-93J00	FASTENER	2	
7	09329-10022	CUSHION	2	
8	01550-06127	BOLT	2	
9-1	61443-87L12	STRIPE, ENGINE COVER STBD	1	
9-2	61453-87L12	STRIPE, ENGINE COVER PORT	1	
10	61446-87L11	DECAL, EFI	1	
11	68111-18G20	EMBLEM (S)	1	
12	61422-87L51	MARK, EMBLEM FRONT (70)	1	
13	61435-87L51	MARK, EMBLEM REAR (70)	1	
14	61458-99E31	LABEL, ENGINE COVER	1	
15	09800-81840	TOOL SET	1	
16	68110-87D01	COVER, WEATHER	1	OPT

FIG.118

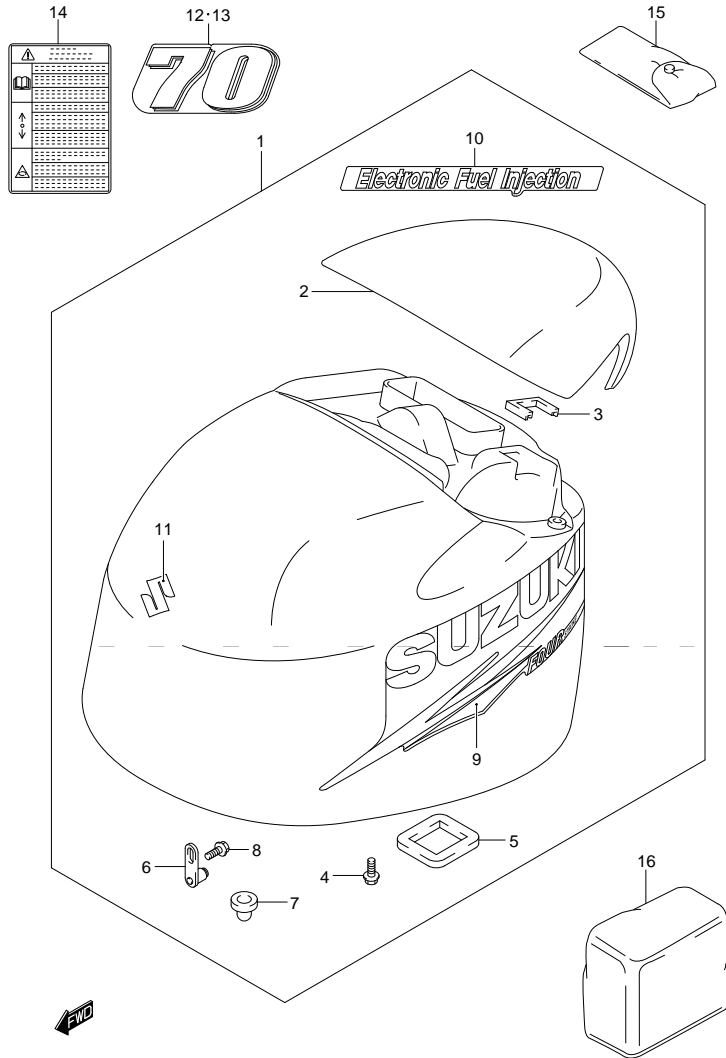


FIG.118 (1-L-4) ENGINE COVER (DF70ATH E01)

REF. NO.	PART NO.	DESCRIPTION	Q'TY	REMARKS
1	61400-87Y65-0EP	COVER SET, ENGINE	1	
2	61431-87L10-0EP	HANDLE, TILT UP	1	
3	61439-87L00	SEAL, TILT UP HANDLE	1	
4	01550-06167	BOLT	5	
5	61476-87L00	SEAL, AIR VENT	1	
6	61610-93J00	FASTENER	2	
7	09329-10022	CUSHION	2	
8	01550-06127	BOLT	2	
9-1	61443-87L12	STRIPE, ENGINE COVER STBD	1	
9-2	61453-87L12	STRIPE, ENGINE COVER PORT	1	
10	61446-87L11	DECAL, EFI	1	
11	68111-18G20	EMBLEM (S)	1	
12	61422-87L51	MARK, EMBLEM FRONT (70)	1	
13	61435-87L51	MARK, EMBLEM REAR (70)	1	
14	61458-99E40	LABEL, ENGINE COVER	1	
15	09800-81840	TOOL SET	1	
16	68110-87D01	COVER, WEATHER	1	OPT

FIG.119

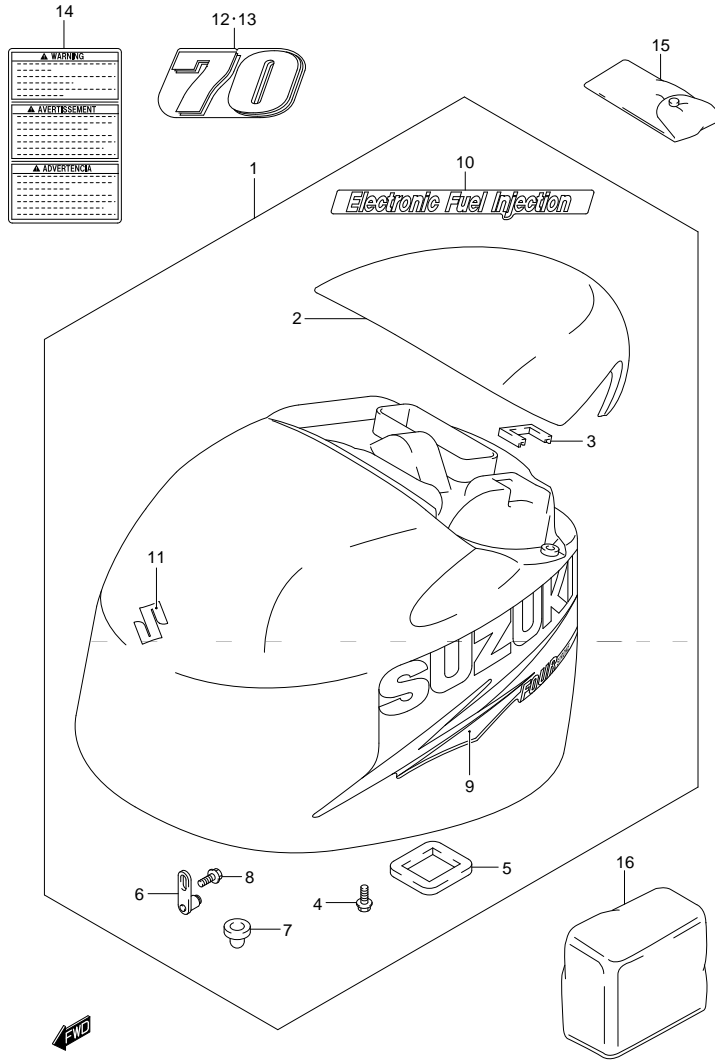


FIG.119 (1-1-5) ENGINE COVER (DF70ATH E40)

REF. NO.	PART NO.	DESCRIPTION	Q'TY	REMARKS
1	61400-87Y65-0EP	COVER SET, ENGINE	1	
2	61431-87L10-0EP	HANDLE, TILT UP	1	
3	61439-87L00	SEAL, TILT UP HANDLE	1	
4	01550-06167	BOLT	5	
5	61476-87L00	SEAL, AIR VENT	1	
6	61610-93J00	FASTENER	2	
7	09329-10022	CUSHION	2	
8	01550-06127	BOLT	2	
9-1	61443-87L12	STRIPE, ENGINE COVER STBD	1	
9-2	61453-87L12	STRIPE, ENGINE COVER PORT	1	
10	61446-87L11	DECAL, EFI	1	
11	68111-18G20	EMBLEM (S)	1	
12	61422-87L51	MARK, EMBLEM FRONT (70)	1	
13	61435-87L51	MARK, EMBLEM REAR (70)	1	
14	61458-99E31	LABEL, ENGINE COVER	1	
15	09800-81840	TOOL SET	1	
16	68110-87D01	COVER, WEATHER	1	OPT

FIG.120

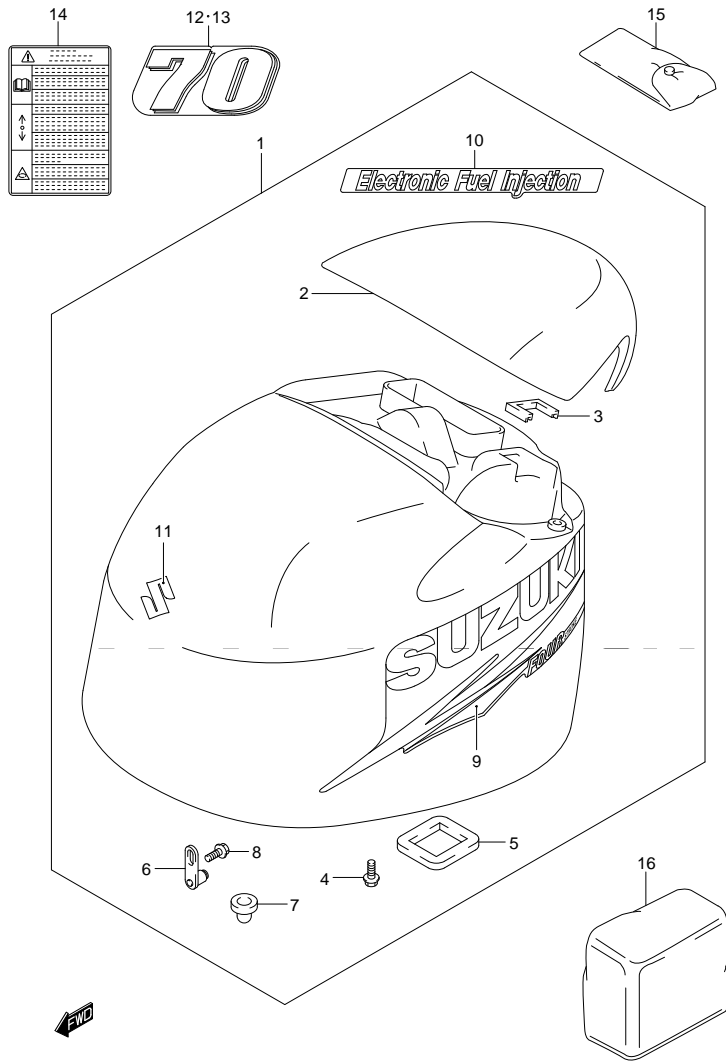


FIG.120 (1-L-6) ENGINE COVER (DF80A E01)

REF NO.	PART NO.	DESCRIPTION	Q'TY	REMARKS
1	61400-87Y65-0EP	COVER SET, ENGINE	1	
2	61431-87L10-0EP	HANDLE, TILT UP	1	
3	61439-87L00	SEAL, TILT UP HANDLE	1	
4	01550-06167	BOLT	5	
5	61476-87L00	SEAL, AIR VENT	1	
6	61610-93J00	FASTENER	2	
7	09329-10022	CUSHION	2	
8	01550-06127	BOLT	2	
9-1	61443-87L12	STRIPE, ENGINE COVER STBD	1	
9-2	61453-87L12	STRIPE, ENGINE COVER PORT	1	
10	61446-87L11	DECAL, EFI	1	
11	68111-18G20	EMBLEM (S)	1	
12	61422-87L31	MARK, EMBLEM FRONT (80)	1	
13	61435-87L31	MARK, EMBLEM REAR (80)	1	
14	61458-99E40	LABEL, ENGINE COVER	1	
15	09800-81840	TOOL SET	1	
16	68110-87D01	COVER, WEATHER	1	OPT

FIG.121

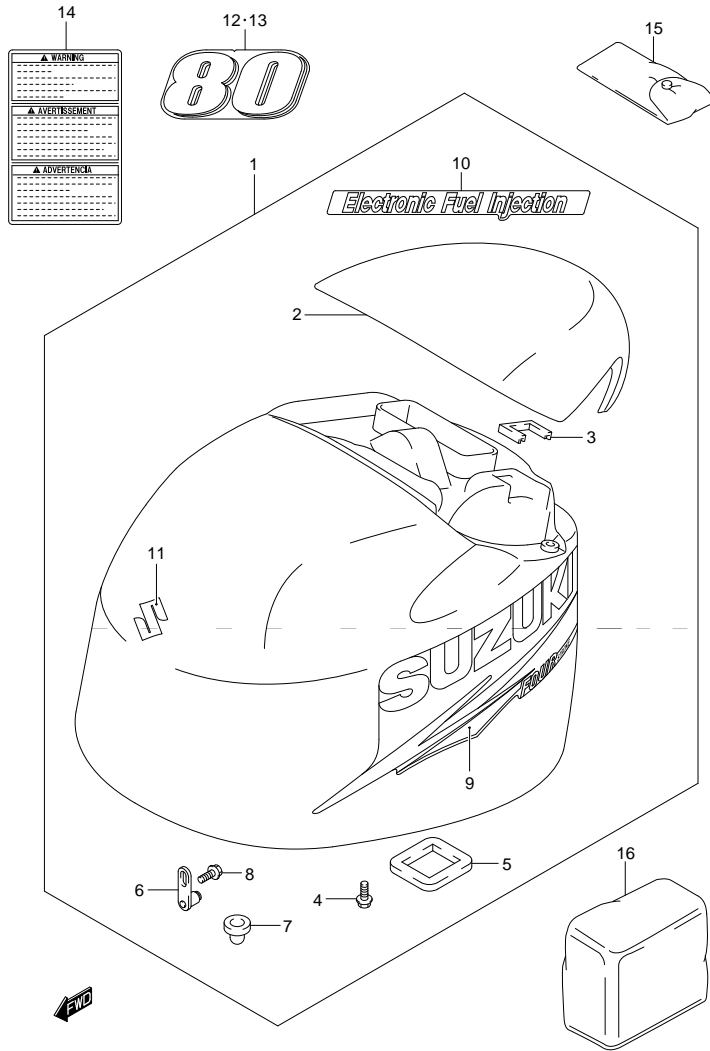


FIG.121 (1-L-7) ENGINE COVER (DF80A E40)

REF. NO.	PART NO.	DESCRIPTION	Q' TY	REMARKS
1	61400-87Y65-0EP	COVER SET, ENGINE	1	
2	61431-87L10-0EP	HANDLE, TILT UP	1	
3	61439-87L00	SEAL, TILT UP HANDLE	1	
4	01550-06167	BOLT	5	
5	61476-87L00	SEAL, AIR VENT	1	
6	61610-93J00	FASTENER	2	
7	09329-10022	CUSHION	2	
8	01550-06127	BOLT	2	
9-1	61443-87L12	STRIPE, ENGINE COVER STBD	1	
9-2	61453-87L12	STRIPE, ENGINE COVER PORT	1	
10	61446-87L11	DECAL, EFI	1	
11	68111-18G20	EMBLEM (S)	1	
12	61422-87L31	MARK, EMBLEM FRONT (80)	1	
13	61435-87L31	MARK, EMBLEM REAR (80)	1	
14	61458-99E31	LABEL, ENGINE COVER	1	
15	09800-81840	TOOL SET	1	
16	68110-87D01	COVER, WEATHER	1	OPT

FIG.122

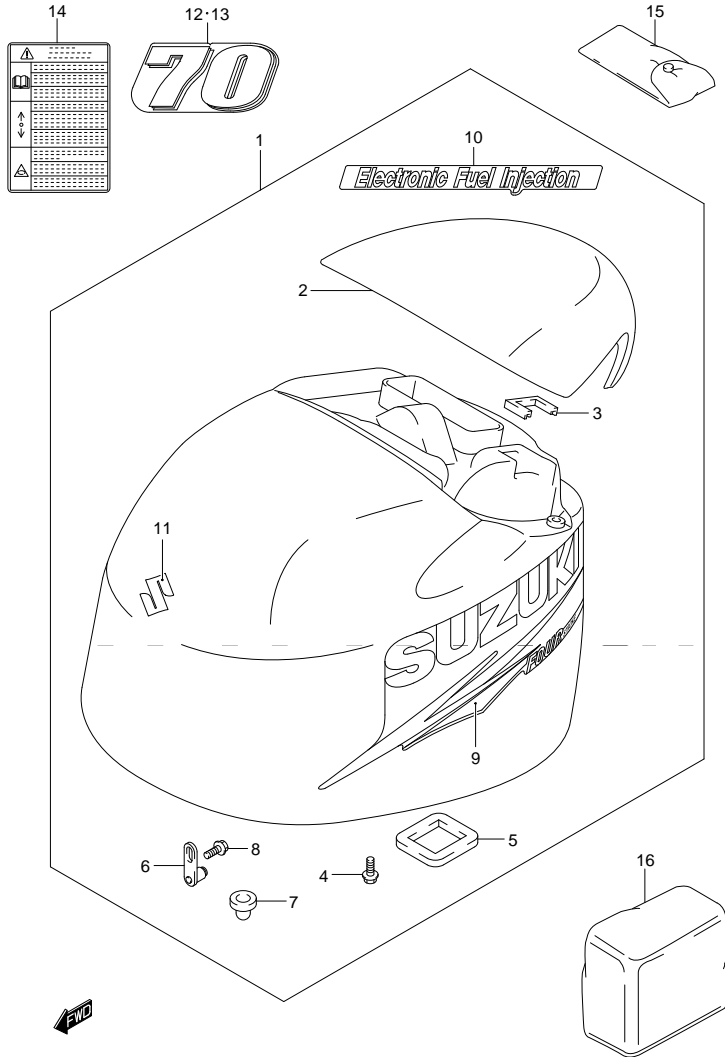


FIG.122 (1-L-8) ENGINE COVER (DF90A E01)

REF. NO.	PART NO.	DESCRIPTION	Q'TY	REMARKS
1	61400-87Y65-0EP	COVER SET, ENGINE	1	
2	61431-87L10-0EP	HANDLE, TILT UP	1	
3	61439-87L00	SEAL, TILT UP HANDLE	1	
4	01550-06167	BOLT	5	
5	61476-87L00	SEAL, AIR VENT	1	
6	61610-93J00	FASTENER	2	
7	09329-10022	CUSHION	2	
8	01550-06127	BOLT	2	
9-1	61443-87L12	STRIPE, ENGINE COVER STBD	1	
9-2	61453-87L12	STRIPE, ENGINE COVER PORT	1	
10	61446-87L11	DECAL, EFI	1	
11	68111-18G20	EMBLEM (S)	1	
12	61422-87L41	MARK, EMBLEM FRONT (90)	1	
13	61435-87L41	MARK, EMBLEM REAR (90)	1	
14	61458-99E40	LABEL, ENGINE COVER	1	
15	09800-81840	TOOL SET	1	
16	68110-87D01	COVER, WEATHER	1	OPT

FIG.123

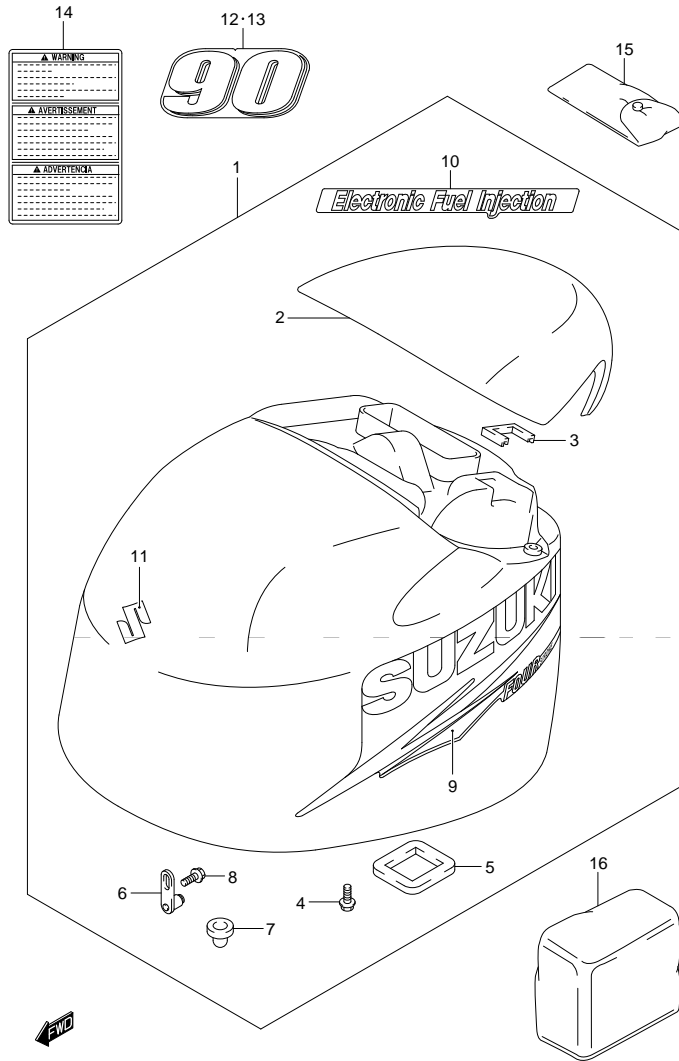


FIG.123 (1-1-9) ENGINE COVER (DF90A E40)

REF. NO.	PART NO.	DESCRIPTION	Q'TY	REMARKS
1	61400-87Y65-0EP	COVER SET, ENGINE	1	
2	61431-87L10-0EP	HANDLE, TILT UP	1	
3	61439-87L00	SEAL, TILT UP HANDLE	1	
4	01550-06167	BOLT	5	
5	61476-87L00	SEAL, AIR VENT	1	
6	61610-93J00	FASTENER	2	
7	09329-10022	CUSHION	2	
8	01550-06127	BOLT	2	
9-1	61443-87L12	STRIPE, ENGINE COVER STBD	1	
9-2	61453-87L12	STRIPE, ENGINE COVER PORT	1	
10	61446-87L11	DECAL, EFI	1	
11	68111-18G20	EMBLEM (S)	1	
12	61422-87L41	MARK, EMBLEM FRONT (90)	1	
13	61435-87L41	MARK, EMBLEM REAR (90)	1	
14	61458-99E31	LABEL, ENGINE COVER	1	
15	09800-81840	TOOL SET	1	
16	68110-87D01	COVER, WEATHER	1	OPT

FIG.124

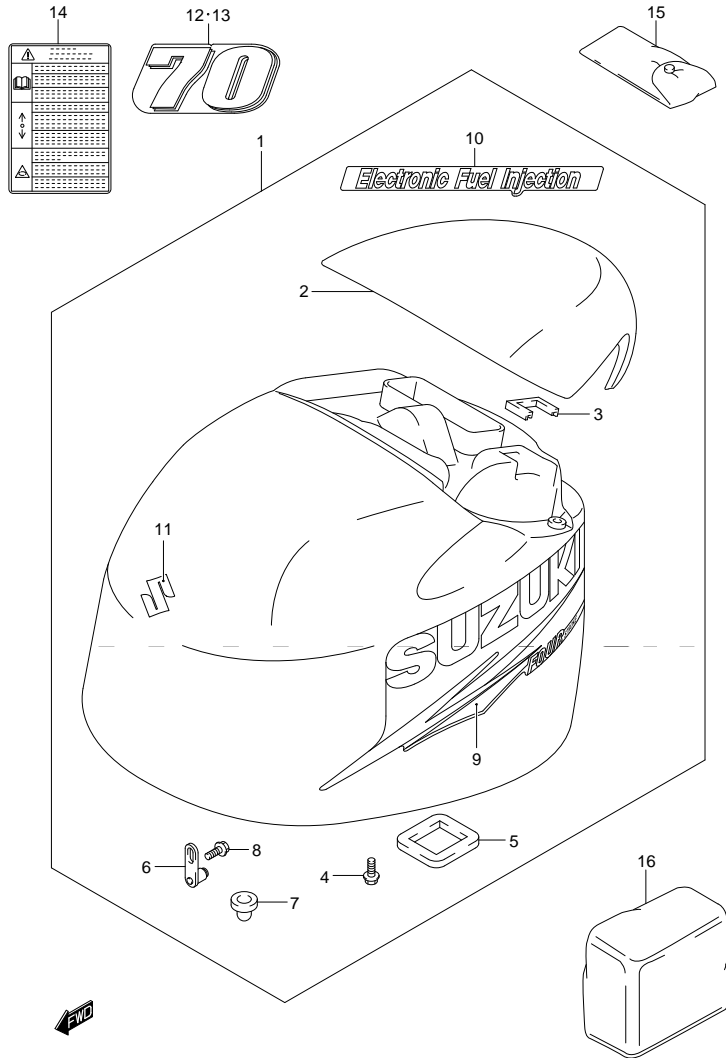


FIG.124 (1-L-10) ENGINE COVER (DF90ATH E01)

REF. NO.	PART NO.	DESCRIPTION	Q'TY	REMARKS
1	61400-87Y65-0EP	COVER SET, ENGINE	1	
2	61431-87L10-0EP	HANDLE, TILT UP	1	
3	61439-87L00	SEAL, TILT UP HANDLE	1	
4	01550-06167	BOLT	5	
5	61476-87L00	SEAL, AIR VENT	1	
6	61610-93J00	FASTENER	2	
7	09329-10022	CUSHION	2	
8	01550-06127	BOLT	2	
9-1	61443-87L12	STRIPE, ENGINE COVER STBD	1	
9-2	61453-87L12	STRIPE, ENGINE COVER PORT	1	
10	61446-87L11	DECAL, EFI	1	
11	68111-18G20	EMBLEM (S)	1	
12	61422-87L41	MARK, EMBLEM FRONT (90)	1	
13	61435-87L41	MARK, EMBLEM REAR (90)	1	
14	61458-99E40	LABEL, ENGINE COVER	1	
15	09800-81840	TOOL SET	1	
16	68110-87D01	COVER, WEATHER	1	OPT

FIG.125

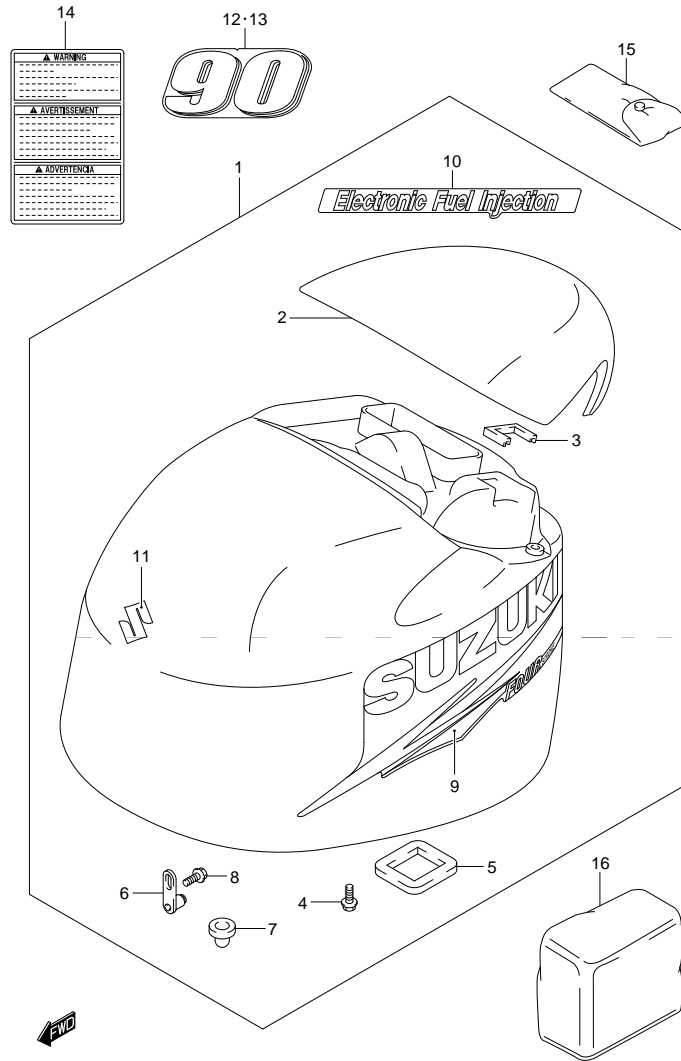


FIG.125 (1-L-11) ENGINE COVER (DF90ATH E40)

REF. NO.	PART NO.	DESCRIPTION	Q'TY	REMARKS
1	61400-87Y65-0EP	COVER SET, ENGINE	1	
2	61431-87L10-0EP	HANDLE, TILT UP	1	
3	61439-87L00	SEAL, TILT UP HANDLE	1	
4	01550-06167	BOLT	5	
5	61476-87L00	SEAL, AIR VENT	1	
6	61610-93J00	FASTENER	2	
7	09329-10022	CUSHION	2	
8	01550-06127	BOLT	2	
9-1	61443-87L12	STRIPE, ENGINE COVER STBD	1	
9-2	61453-87L12	STRIPE, ENGINE COVER PORT	1	
10	61446-87L11	DECAL, EFI	1	
11	68111-18G20	EMBLEM (S)	1	
12	61422-87L41	MARK, EMBLEM FRONT (90)	1	
13	61435-87L41	MARK, EMBLEM REAR (90)	1	
14	61458-99E31	LABEL, ENGINE COVER	1	
15	09800-81840	TOOL SET	1	
16	68110-87D01	COVER, WEATHER	1	OPT

FIG.126

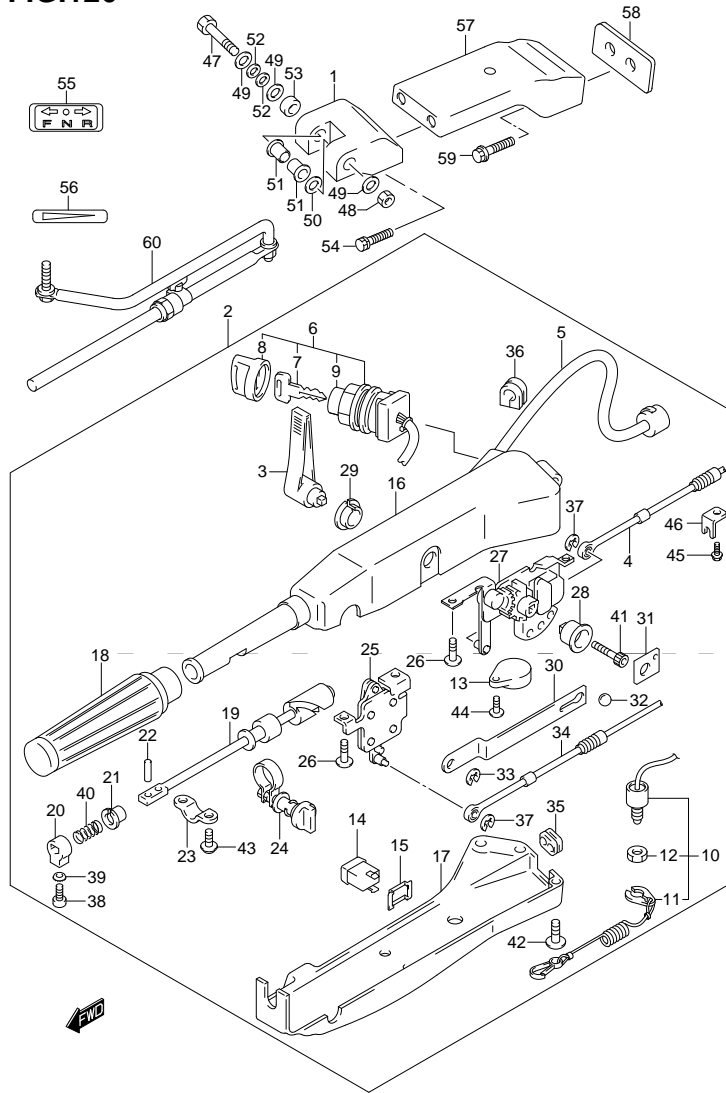
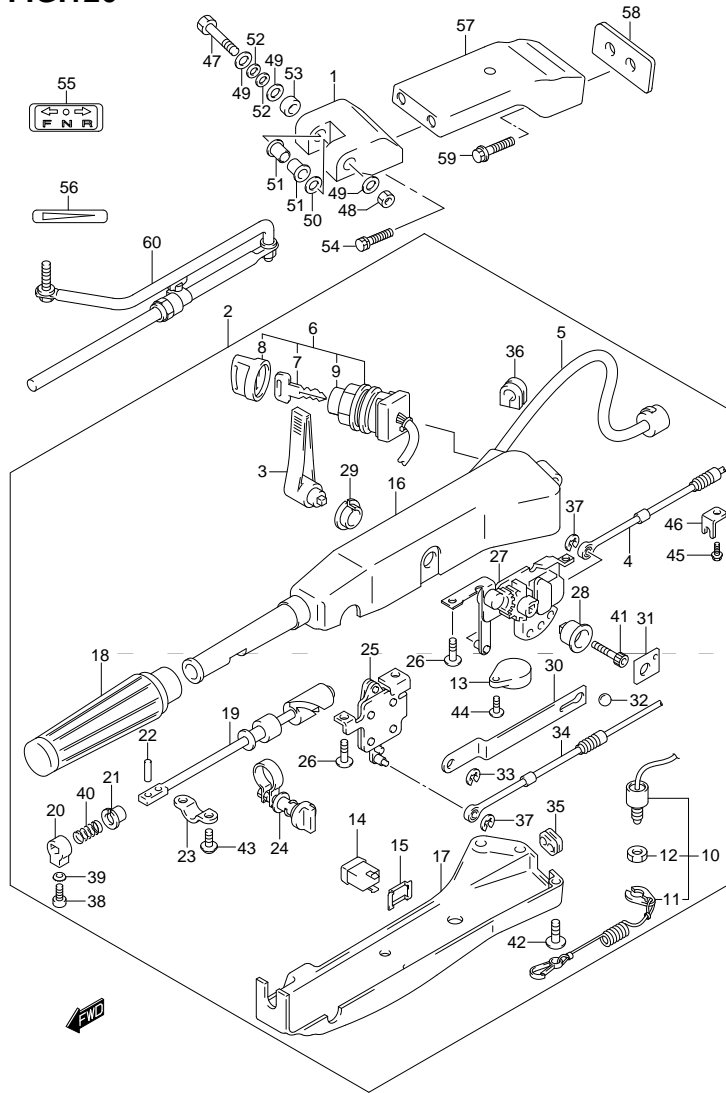


FIG.126 (1-1-12) TILLER HANDLE (DF70ATH E01)

REF NO.	PART NO.	DESCRIPTION	Q'TY	REMARKS
1	43761-87J11-0EP	BRACKET, TILLER HANDLE	1	
2	63110-87L02-0EP	HANDLE ASSY, TILLER	1	
3	21111-87J10-0EP	·LEVER, SHIFT	1	
4	23230-90J00	·CABLE, SHIFT	1	
5	36620-99E10	·WIRE ASSY, HANDLE	1	
6	37110-87J20	·SWITCH ASSY, IGNITION	1	
7-1	37141-99E00	··KEY (931)	1	
7-2	37141-99E10	··KEY (932)	1	
7-3	37141-99E20	··KEY (933)	1	
7-4	37141-99E30	··KEY (934)	1	
7-5	37141-99E40	··KEY (935)	1	
7-6	37141-99E50	··KEY (936)	1	
7-7	37141-99E60	··KEY (937)	1	
7-8	37141-99E70	··KEY (938)	1	
7-9	37141-99E80	··KEY (939)	1	
7-10	37141-99E90	··KEY (940)	1	
7-11	37141-99EA0	··KEY (941)	1	
7-12	37141-99EB0	··KEY (942)	1	
8	37143-99E00	··CAP, KEY	1	
9	37149-93J00	··CAP, CYLINDER BODY	1	
10	37820-87J02	·SWITCH ASSY, EMERGENCY	1	
11	37823-92E01	··PLATE, LOCK	1	
12	37826-92E00	··NUT	1	
13	38500-92X50	·BUZZER	1	
14	37850-87J00	·SWITCH ASSY, TRIM	1	
15	37852-87J00	·PLATE, PTT SWITCH	1	
16	63111-87J10-0EP	·HOUSING, TILLER HANDLE	1	
17	63121-87J03	·COVER, LOWER	1	
18	63210-93E30	·GRIP, HANDLE	1	
19	63221-87J00	·SHAFT, THROTTLE	1	
20	63223-92D00	·STOPPER, HANDLE ROD	1	
21	63225-93200	·BUSH, HANDLE ROD	1	
22	63227-93200	·PIN, HANDLE ROD	1	
23	63235-87J00	·PLATE, THROTTLE SHAFT	1	

FIG.126



DF70A 80A 90A E01 012_126
TILLER HANDLE

FIG.126 (1-L-13) TILLER HANDLE (DF70ATH E01)

REF NO.	PART NO.	DESCRIPTION	Q'TY	REMARKS
24	63240-87J00	·ADJUSTER, THROTTLE	1	
25	63250-87J01	·ARM ASSY, THROTTLE	1	
26	63251-87J00	·BOLT, SHIFT GEAR ASSY	4	
27	63260-87J02	·GEAR ASSY, SHIFT	1	
28	63261-87J00	·BUSH, SHIFT GEAR	1	
29	63262-87J00	·BUSH, SHIFT LEVER	1	
30	63271-87J00	·PLATE, LOCK	1	
31	63272-87J00	·PLATE, BALL GUIDE	1	
32	63273-87J00	·BALL	1	
33	63274-87J00	·E RING	1	
34	63610-87J00	·CABLE, THROTTLE	1	
35	63625-99E00	·GROMMET, THROTTLE CABLE	1	
36	63626-99E01	·GROMMET, WIRE HARNESS	1	
37	67292-87J00	·E RING	2	
38	09126-06015	·SCREW (6X23)	1	
39	09163-06001	·LOCK WASHER	1	
40	09440-12027	·SPRING	1	
41	09106-08099	·BOLT (8X50)	1	
42	09125-05047	·SCREW (5X14)	6	
43	09136-05008	·SCREW (5X12)	2	
44	02142-05207	·SCREW	1	
45	63611-87J00	·BOLT CLAMP BRACKET	2	
46	63612-87J00	·BRACKET, CLAMP	2	
47	09100-10264	BOLT (10X80)	1	
48	09159-10050	NUT	1	
49	09160-10114	WASHER (10.5X22X1.5)	3	
50	09160-10508	WASHER (10.3X25X1.5)	1	
51	09306-10020	BUSH	2	
52	09164-10016	WASHER	2	
53	43768-90J01	SPACER, TILLER HANDLE	1	
54	09117-10058	BOLT (10X45)	2	
55	21131-96010	MARK, CLUTCH SHIFT	1	

FIG.126

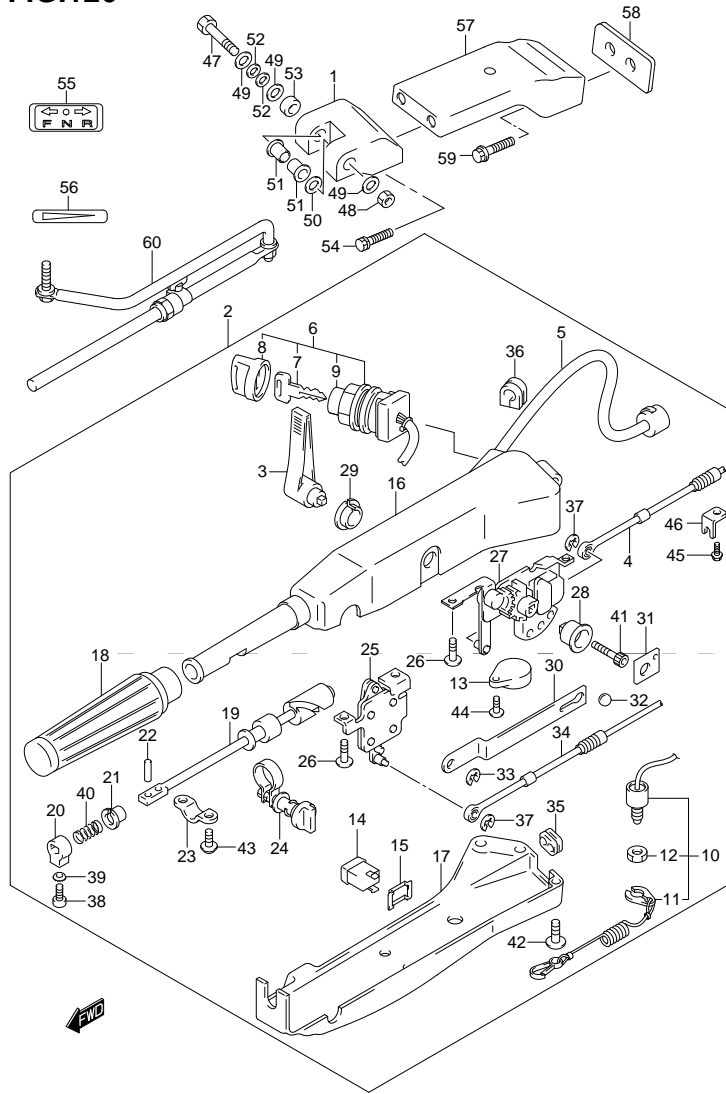


FIG.126 (1-1-14) TILLER HANDLE (DF70ATH E01)

REF NO.	PART NO.	DESCRIPTION	Q' TY	REMARKS
56	63215-93110	MARK, HANDLE GRIP	1	
57	43755-87L12-0EP	EXTENSION, STRG BRKT	1	
58	43776-87L00	SPACER, STRG BRKT	1	
59	09116-10150	BOLT (10X55)	2	
60	43770-99E03	ADJUSTER ASSY, STEERING	1	

FIG.127

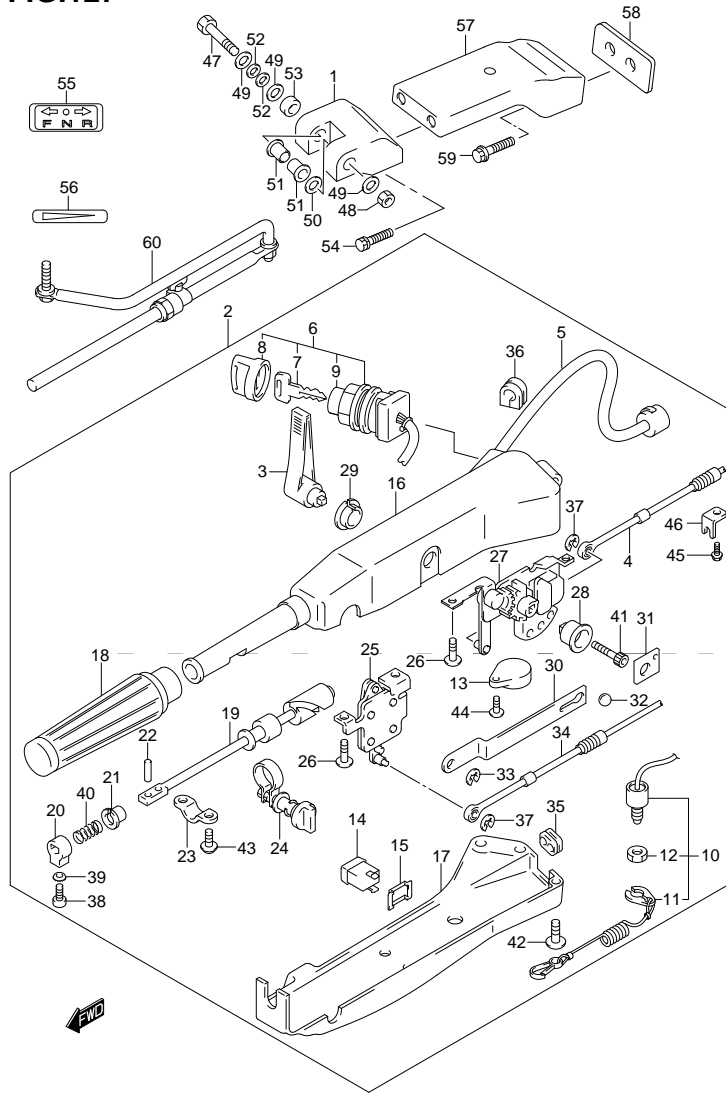


FIG.127 (1-1-15) TILLER HANDLE (DF70ATH E40)

REF NO.	PART NO.	DESCRIPTION	Q'TY	REMARKS
1	43761-87J11-0EP	BRACKET, TILLER HANDLE	1	
2	63110-87L02-0EP	HANDLE ASSY, TILLER	1	
3	21111-87J10-0EP	·LEVER, SHIFT	1	
4	23230-90J00	·CABLE, SHIFT	1	
5	36620-99E10	·WIRE ASSY, HANDLE	1	
6	37110-87J20	·SWITCH ASSY, IGNITION	1	
7-1	37141-99E00	··KEY (931)	1	
7-2	37141-99E10	··KEY (932)	1	
7-3	37141-99E20	··KEY (933)	1	
7-4	37141-99E30	··KEY (934)	1	
7-5	37141-99E40	··KEY (935)	1	
7-6	37141-99E50	··KEY (936)	1	
7-7	37141-99E60	··KEY (937)	1	
7-8	37141-99E70	··KEY (938)	1	
7-9	37141-99E80	··KEY (939)	1	
7-10	37141-99E90	··KEY (940)	1	
7-11	37141-99EA0	··KEY (941)	1	
7-12	37141-99EB0	··KEY (942)	1	
8	37143-99E00	··CAP, KEY	1	
9	37149-93J00	··CAP, CYLINDER BODY	1	
10	37820-87J02	·SWITCH ASSY, EMERGENCY	1	
11	37823-92E01	··PLATE, LOCK	1	
12	37826-92E00	··NUT	1	
13	38500-92X50	·BUZZER	1	
14	37850-87J00	·SWITCH ASSY, TRIM	1	
15	37852-87J00	·PLATE, PTT SWITCH	1	
16	63111-87J10-0EP	·HOUSING, TILLER HANDLE	1	
17	63121-87J03	·COVER, LOWER	1	
18	63210-93E30	·GRIP, HANDLE	1	
19	63221-87J00	·SHAFT, THROTTLE	1	
20	63223-92D00	·STOPPER, HANDLE ROD	1	
21	63225-93200	·BUSH, HANDLE ROD	1	
22	63227-93200	·PIN, HANDLE ROD	1	
23	63235-87J00	·PLATE, THROTTLE SHAFT	1	

FIG.127

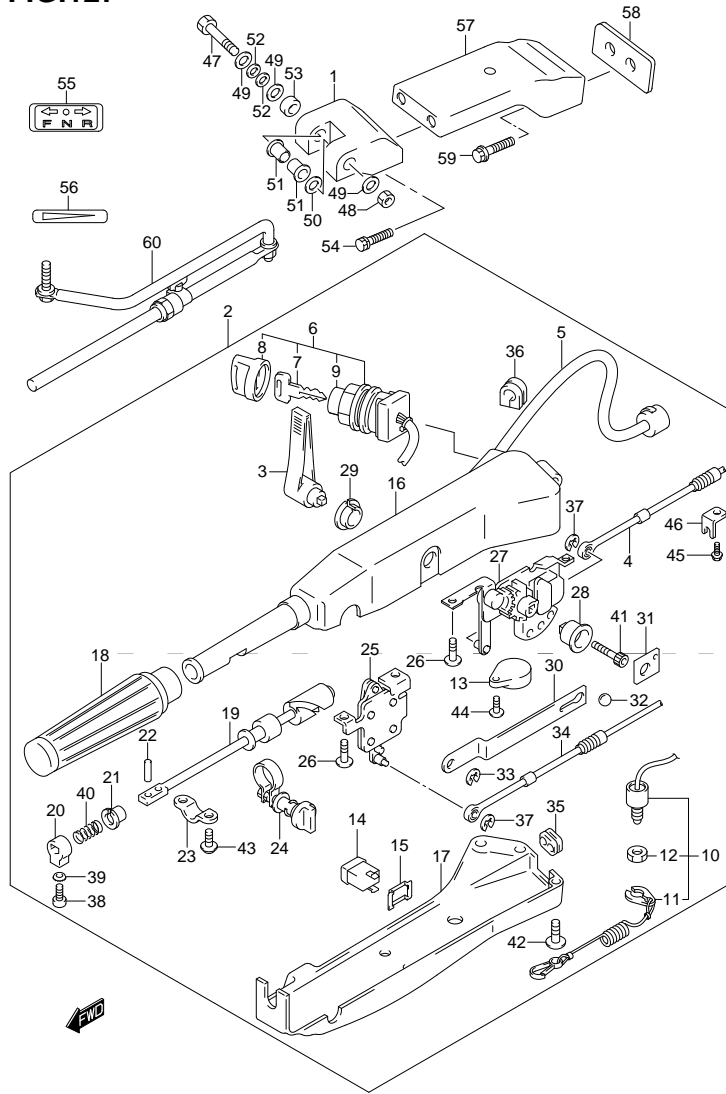


FIG.127 (2-B-2) TILLER HANDLE (DF70ATH E40)

REF NO.	PART NO.	DESCRIPTION	Q'TY	REMARKS
24	63240-87J00	·ADJUSTER, THROTTLE	1	
25	63250-87J01	·ARM ASSY, THROTTLE	1	
26	63251-87J00	·BOLT, SHIFT GEAR ASSY	4	
27	63260-87J02	·GEAR ASSY, SHIFT	1	
28	63261-87J00	·BUSH, SHIFT GEAR	1	
29	63262-87J00	·BUSH, SHIFT LEVER	1	
30	63271-87J00	·PLATE, LOCK	1	
31	63272-87J00	·PLATE, BALL GUIDE	1	
32	63273-87J00	·BALL	1	
33	63274-87J00	·E RING	1	
34	63610-87J00	·CABLE, THROTTLE	1	
35	63625-99E00	·GROMMET, THROTTLE CABLE	1	
36	63626-99E01	·GROMMET, WIRE HARNESS	1	
37	67292-87J00	·E RING	2	
38	09126-06015	·SCREW (6X23)	1	
39	09163-06001	·LOCK WASHER	1	
40	09440-12027	·SPRING	1	
41	09106-08099	·BOLT (8X50)	1	
42	09125-05047	·SCREW (5X14)	6	
43	09136-05008	·SCREW (5X12)	2	
44	02142-05207	·SCREW	1	
45	63611-87J00	·BOLT CLAMP BRACKET	2	
46	63612-87J00	·BRACKET, CLAMP	2	
47	09100-10264	BOLT (10X80)	1	
48	09159-10050	NUT	1	
49	09160-10114	WASHER (10.5X22X1.5)	3	
50	09160-10508	WASHER (10.3X25X1.5)	1	
51	09306-10020	BUSH	2	
52	09164-10016	WASHER	2	
53	43768-90J01	SPACER, TILLER HANDLE	1	
54	09117-10058	BOLT (10X45)	2	
55	21131-96010	MARK, CLUTCH SHIFT	1	

FIG.127

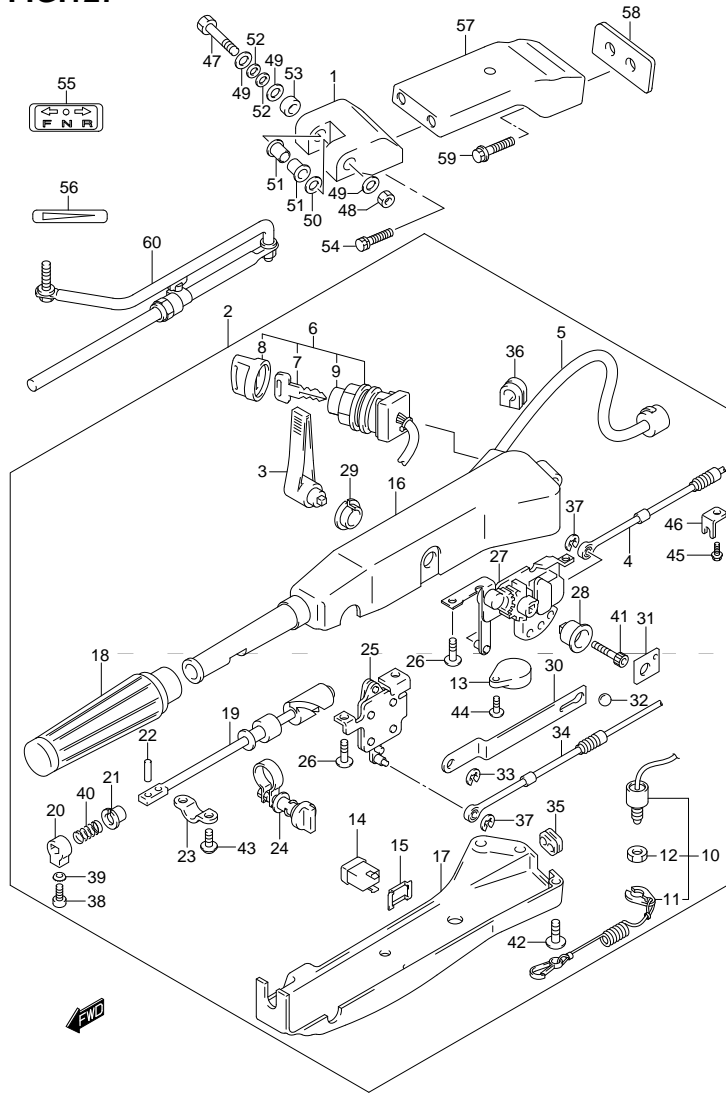
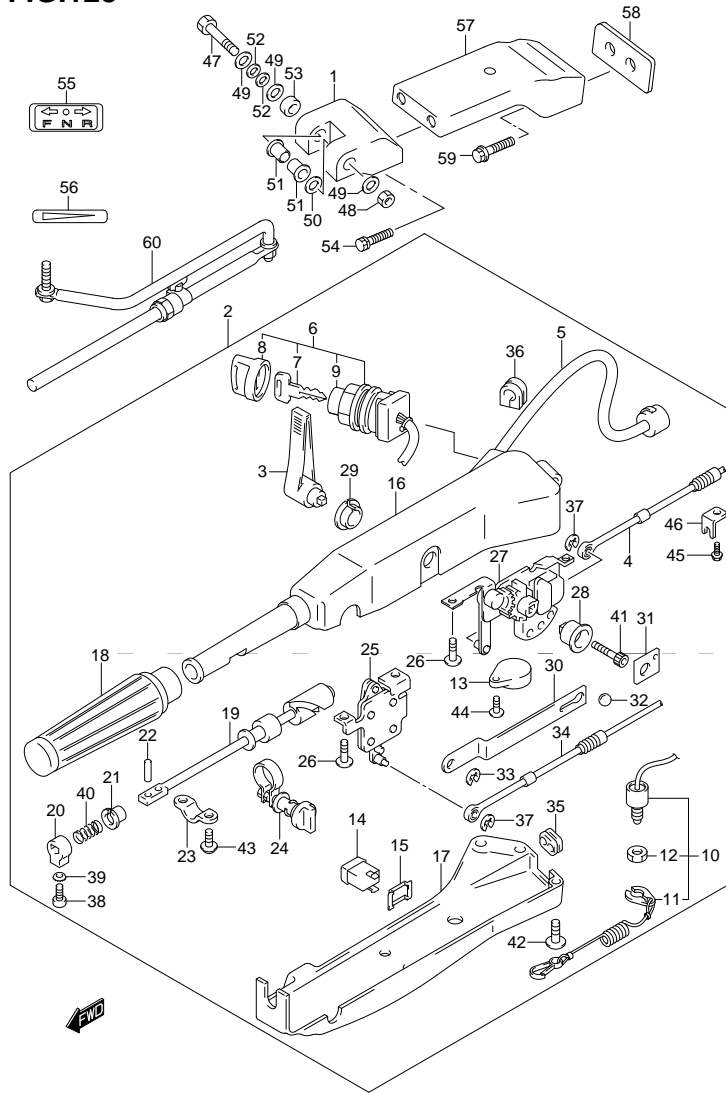


FIG.127 (2-B-3) TILLER HANDLE (DF70ATH E40)

REF NO.	PART NO.	DESCRIPTION	Q' TY	REMARKS
56	63215-93110	MARK, HANDLE GRIP	1	
57	43755-87L12-0EP	EXTENSION, STRG BRKT	1	
58	43776-87L00	SPACER, STRG BRKT	1	
59	09116-10150	BOLT (10X55)	2	
60	43770-99E03	ADJUSTER ASSY, STEERING	1	

FIG.128



DF70A 80A 90A E01 012_128
TILLER HANDLE

FIG.128 (2-B-4) TILLER HANDLE (DF90ATH E01)

REF NO.	PART NO.	DESCRIPTION	Q'TY	REMARKS
1	43761-87J11-0EP	BRACKET, TILLER HANDLE	1	
2	63110-87L02-0EP	HANDLE ASSY, TILLER	1	
3	21111-87J10-0EP	·LEVER, SHIFT	1	
4	23230-90J00	·CABLE, SHIFT	1	
5	36620-99E10	·WIRE ASSY, HANDLE	1	
6	37110-87J20	·SWITCH ASSY, IGNITION	1	
7-1	37141-99E00	··KEY (931)	1	
7-2	37141-99E10	··KEY (932)	1	
7-3	37141-99E20	··KEY (933)	1	
7-4	37141-99E30	··KEY (934)	1	
7-5	37141-99E40	··KEY (935)	1	
7-6	37141-99E50	··KEY (936)	1	
7-7	37141-99E60	··KEY (937)	1	
7-8	37141-99E70	··KEY (938)	1	
7-9	37141-99E80	··KEY (939)	1	
7-10	37141-99E90	··KEY (940)	1	
7-11	37141-99EA0	··KEY (941)	1	
7-12	37141-99EB0	··KEY (942)	1	
8	37143-99E00	··CAP, KEY	1	
9	37149-93J00	··CAP, CYLINDER BODY	1	
10	37820-87J02	·SWITCH ASSY, EMERGENCY	1	
11	37823-92E01	··PLATE, LOCK	1	
12	37826-92E00	··NUT	1	
13	38500-92X50	·BUZZER	1	
14	37850-87J00	·SWITCH ASSY, TRIM	1	
15	37852-87J00	·PLATE, PTT SWITCH	1	
16	63111-87J10-0EP	·HOUSING, TILLER HANDLE	1	
17	63121-87J03	·COVER, LOWER	1	
18	63210-93E30	·GRIP, HANDLE	1	
19	63221-87J00	·SHAFT, THROTTLE	1	
20	63223-92D00	·STOPPER, HANDLE ROD	1	
21	63225-93200	·BUSH, HANDLE ROD	1	
22	63227-93200	·PIN, HANDLE ROD	1	
23	63235-87J00	·PLATE, THROTTLE SHAFT	1	

DF70A 80A 90A E01 01

FIG.128

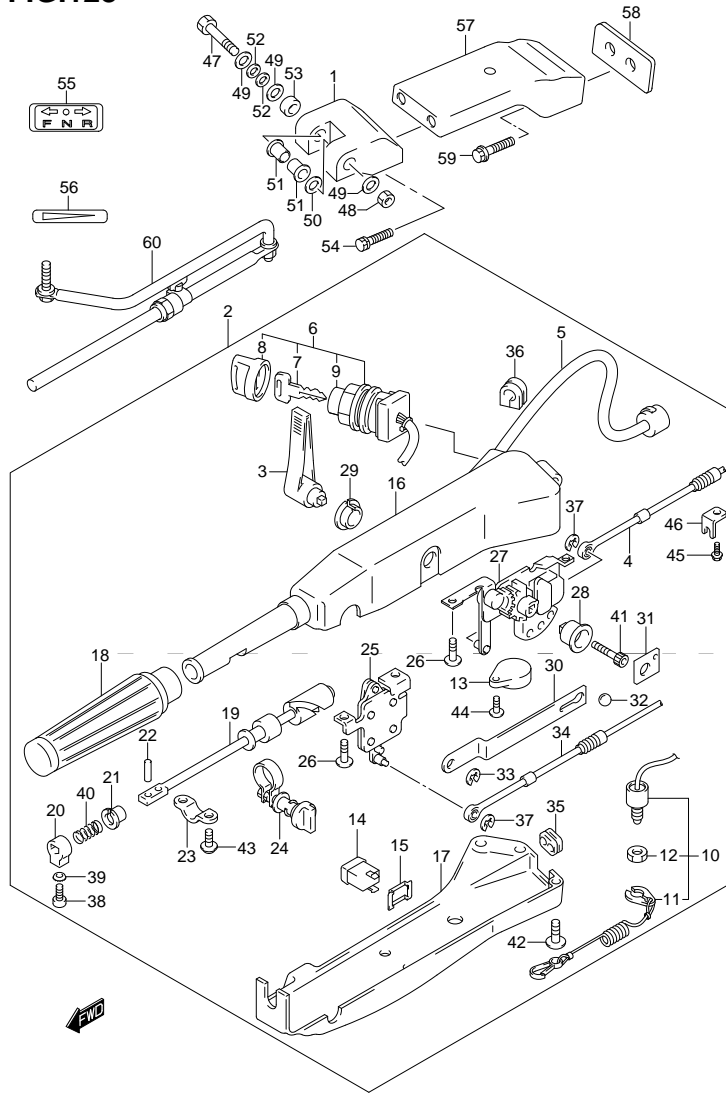


FIG.128 (2-B-5) TILLER HANDLE (DF90ATH E01)

REF NO.	PART NO.	DESCRIPTION	Q'TY	REMARKS
24	63240-87J00	·ADJUSTER, THROTTLE	1	
25	63250-87J01	·ARM ASSY, THROTTLE	1	
26	63251-87J00	·BOLT, SHIFT GEAR ASSY	4	
27	63260-87J02	·GEAR ASSY, SHIFT	1	
28	63261-87J00	·BUSH, SHIFT GEAR	1	
29	63262-87J00	·BUSH, SHIFT LEVER	1	
30	63271-87J00	·PLATE, LOCK	1	
31	63272-87J00	·PLATE, BALL GUIDE	1	
32	63273-87J00	·BALL	1	
33	63274-87J00	·E RING	1	
34	63610-87J00	·CABLE, THROTTLE	1	
35	63625-99E00	·GROMMET, THROTTLE CABLE	1	
36	63626-99E01	·GROMMET, WIRE HARNESS	1	
37	67292-87J00	·E RING	2	
38	09126-06015	·SCREW (6X23)	1	
39	09163-06001	·LOCK WASHER	1	
40	09440-12027	·SPRING	1	
41	09106-08099	·BOLT (8X50)	1	
42	09125-05047	·SCREW (5X14)	6	
43	09136-05008	·SCREW (5X12)	2	
44	02142-05207	·SCREW	1	
45	63611-87J00	·BOLT CLAMP BRACKET	2	
46	63612-87J00	·BRACKET, CLAMP	2	
47	09100-10264	BOLT (10X80)	1	
48	09159-10050	NUT	1	
49	09160-10114	WASHER (10.5X22X1.5)	3	
50	09160-10508	WASHER (10.3X25X1.5)	1	
51	09306-10020	BUSH	2	
52	09164-10016	WASHER	2	
53	43768-90J01	SPACER, TILLER HANDLE	1	
54	09117-10058	BOLT (10X45)	2	
55	21131-96010	MARK, CLUTCH SHIFT	1	

FIG.128

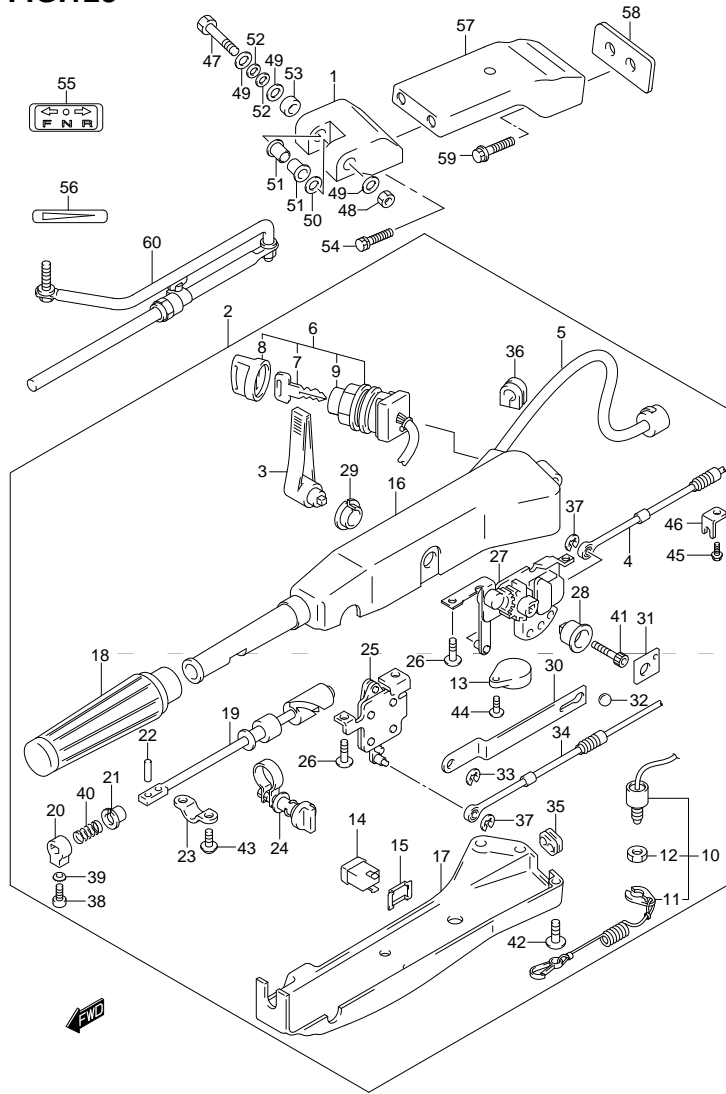


FIG.128 (2-B-6) TILLER HANDLE (DF90ATH E01)

REF NO.	PART NO.	DESCRIPTION	Q' TY	REMARKS
56	63215-93110	MARK, HANDLE GRIP	1	
57	43755-87L12-0EP	EXTENSION, STRG BRKT	1	
58	43776-87L00	SPACER, STRG BRKT	1	
59	09116-10150	BOLT (10X55)	2	
60	43770-99E03	ADJUSTER ASSY, STEERING	1	

FIG.129

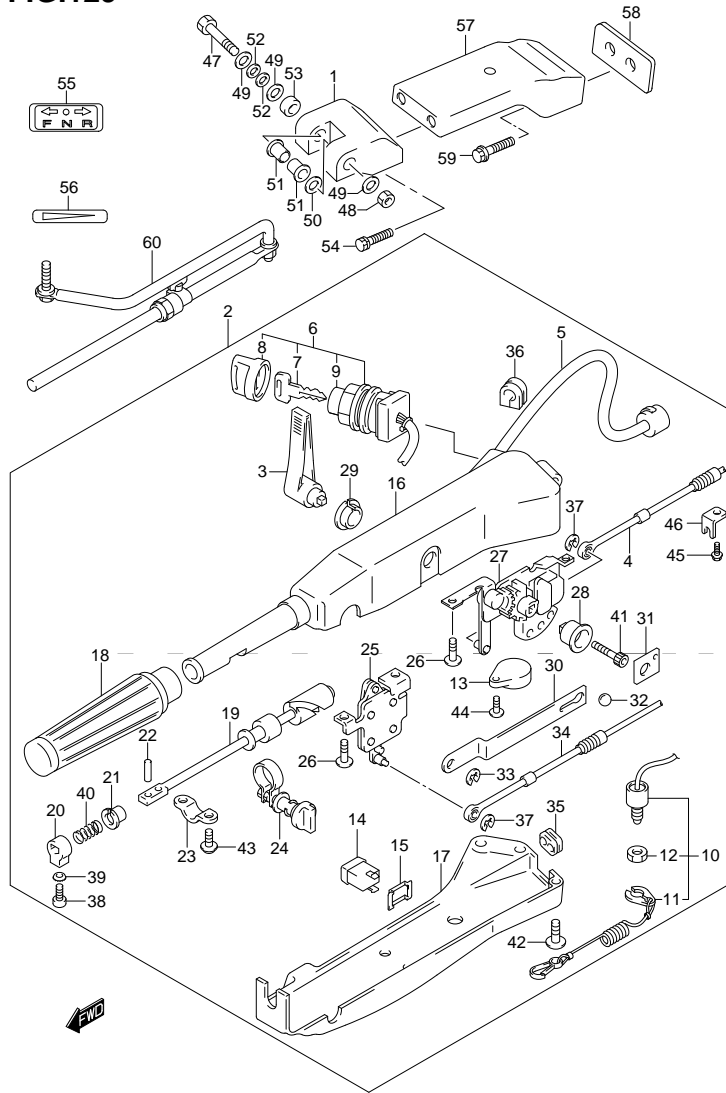


FIG.129 (2-B-7) TILLER HANDLE (DF90ATH E40)

REF NO.	PART NO.	DESCRIPTION	Q'TY	REMARKS
1	43761-87J11-0EP	BRACKET, TILLER HANDLE	1	
2	63110-87L02-0EP	HANDLE ASSY, TILLER	1	
3	21111-87J10-0EP	·LEVER, SHIFT	1	
4	23230-90J00	·CABLE, SHIFT	1	
5	36620-99E10	·WIRE ASSY, HANDLE	1	
6	37110-87J20	·SWITCH ASSY, IGNITION	1	
7-1	37141-99E00	··KEY (931)	1	
7-2	37141-99E10	··KEY (932)	1	
7-3	37141-99E20	··KEY (933)	1	
7-4	37141-99E30	··KEY (934)	1	
7-5	37141-99E40	··KEY (935)	1	
7-6	37141-99E50	··KEY (936)	1	
7-7	37141-99E60	··KEY (937)	1	
7-8	37141-99E70	··KEY (938)	1	
7-9	37141-99E80	··KEY (939)	1	
7-10	37141-99E90	··KEY (940)	1	
7-11	37141-99EA0	··KEY (941)	1	
7-12	37141-99EB0	··KEY (942)	1	
8	37143-99E00	··CAP, KEY	1	
9	37149-93J00	··CAP, CYLINDER BODY	1	
10	37820-87J02	·SWITCH ASSY, EMERGENCY	1	
11	37823-92E01	··PLATE, LOCK	1	
12	37826-92E00	··NUT	1	
13	38500-92X50	·BUZZER	1	
14	37850-87J00	·SWITCH ASSY, TRIM	1	
15	37852-87J00	·PLATE, PTT SWITCH	1	
16	63111-87J10-0EP	·HOUSING, TILLER HANDLE	1	
17	63121-87J03	·COVER, LOWER	1	
18	63210-93E30	·GRIP, HANDLE	1	
19	63221-87J00	·SHAFT, THROTTLE	1	
20	63223-92D00	·STOPPER, HANDLE ROD	1	
21	63225-93200	·BUSH, HANDLE ROD	1	
22	63227-93200	·PIN, HANDLE ROD	1	
23	63235-87J00	·PLATE, THROTTLE SHAFT	1	

FIG.129

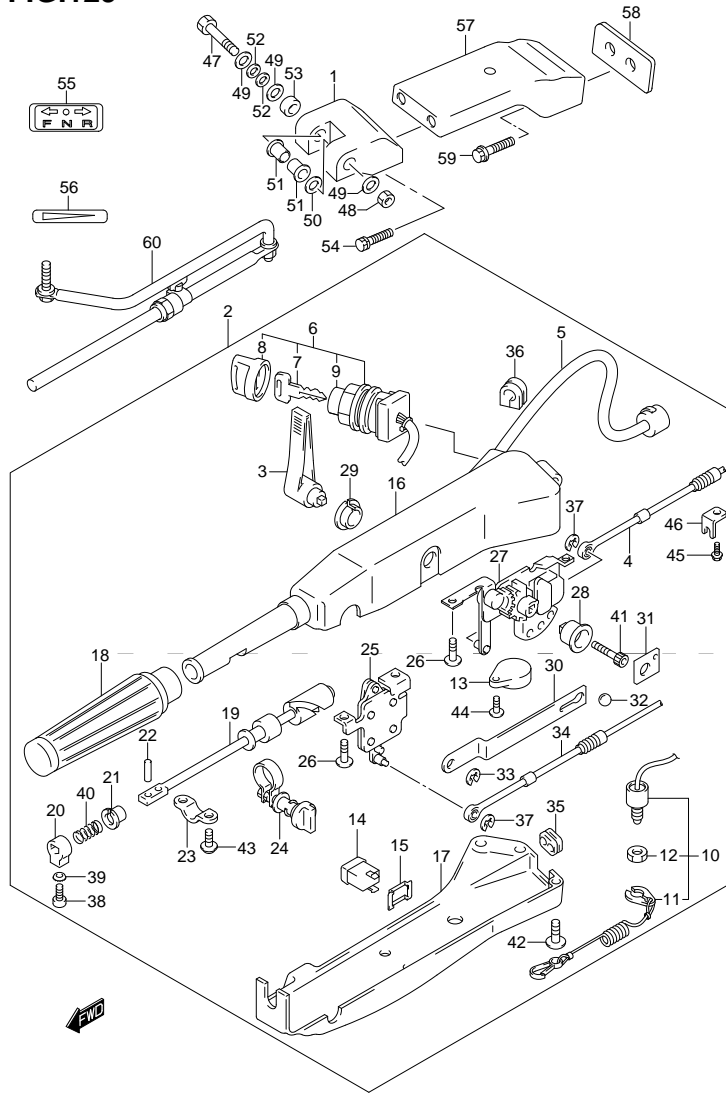


FIG.129 (2-B-8) TILLER HANDLE (DF90ATH E40)

REF NO.	PART NO.	DESCRIPTION	Q'TY	REMARKS
24	63240-87J00	·ADJUSTER, THROTTLE	1	
25	63250-87J01	·ARM ASSY, THROTTLE	1	
26	63251-87J00	·BOLT, SHIFT GEAR ASSY	4	
27	63260-87J02	·GEAR ASSY, SHIFT	1	
28	63261-87J00	·BUSH, SHIFT GEAR	1	
29	63262-87J00	·BUSH, SHIFT LEVER	1	
30	63271-87J00	·PLATE, LOCK	1	
31	63272-87J00	·PLATE, BALL GUIDE	1	
32	63273-87J00	·BALL	1	
33	63274-87J00	·E RING	1	
34	63610-87J00	·CABLE, THROTTLE	1	
35	63625-99E00	·GROMMET, THROTTLE CABLE	1	
36	63626-99E01	·GROMMET, WIRE HARNESS	1	
37	67292-87J00	·E RING	2	
38	09126-06015	·SCREW (6X23)	1	
39	09163-06001	·LOCK WASHER	1	
40	09440-12027	·SPRING	1	
41	09106-08099	·BOLT (8X50)	1	
42	09125-05047	·SCREW (5X14)	6	
43	09136-05008	·SCREW (5X12)	2	
44	02142-05207	·SCREW	1	
45	63611-87J00	·BOLT CLAMP BRACKET	2	
46	63612-87J00	·BRACKET, CLAMP	2	
47	09100-10264	BOLT (10X80)	1	
48	09159-10050	NUT	1	
49	09160-10114	WASHER (10.5X22X1.5)	3	
50	09160-10508	WASHER (10.3X25X1.5)	1	
51	09306-10020	BUSH	2	
52	09164-10016	WASHER	2	
53	43768-90J01	SPACER, TILLER HANDLE	1	
54	09117-10058	BOLT (10X45)	2	
55	21131-96010	MARK, CLUTCH SHIFT	1	

FIG.129

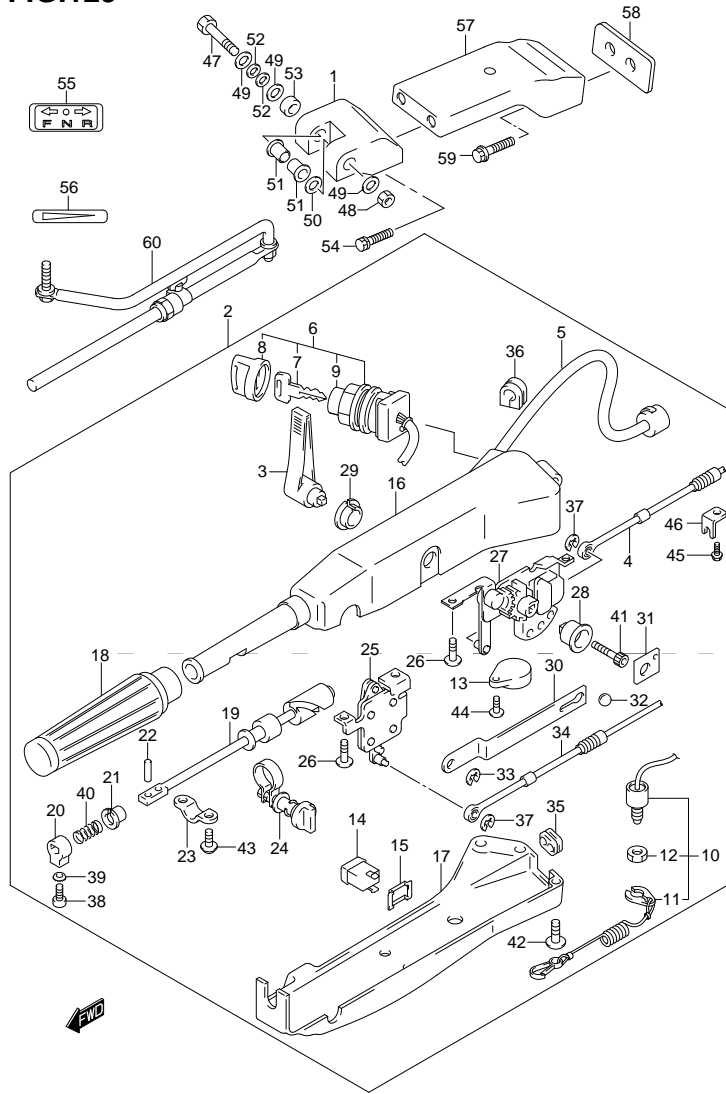


FIG.129 (2-B-9) TILLER HANDLE (DF90ATH E40)

REF NO.	PART NO.	DESCRIPTION	Q' TY	REMARKS
56	63215-93110	MARK, HANDLE GRIP	1	
57	43755-87L12-0EP	EXTENSION, STRG BRKT	1	
58	43776-87L00	SPACER, STRG BRKT	1	
59	09116-10150	BOLT (10X55)	2	
60	43770-99E03	ADJUSTER ASSY, STEERING	1	

FIG.130

FIG.130 (2-B-10) FUEL TANK (PLASTIC)

REF NO.	PART NO.	DESCRIPTION	QTY	REMARKS
1	65000-95D01	TANK ASSY, FUEL (25L)	1	
2	65520-95D00	·CAP ASSY, FUEL TANK	1	
3	65561-95D00	·GASKET, TANK CAP	1	
4	65831-95D00	·FILTER, OUTLET	1	
5	65890-95D00	·OUTLET ASSY	1	
6	65892-95D00	·O RING, FUEL OUTLET	1	
7	65740-95D01	·PLUG, FUEL CONNECTOR	1	
8	09401-11423	CLIP	1	
9	09251-07003	CAP	1	
10	09367-08001	JOINT	1	
11	65700-90J12	HOSE, FUEL (TANK TO ENGINE)	1	
12	65750-95500	·SOCKET, FUEL HOSE	1	
13	65770-95505	·PUMP, SQUEEZE	1	

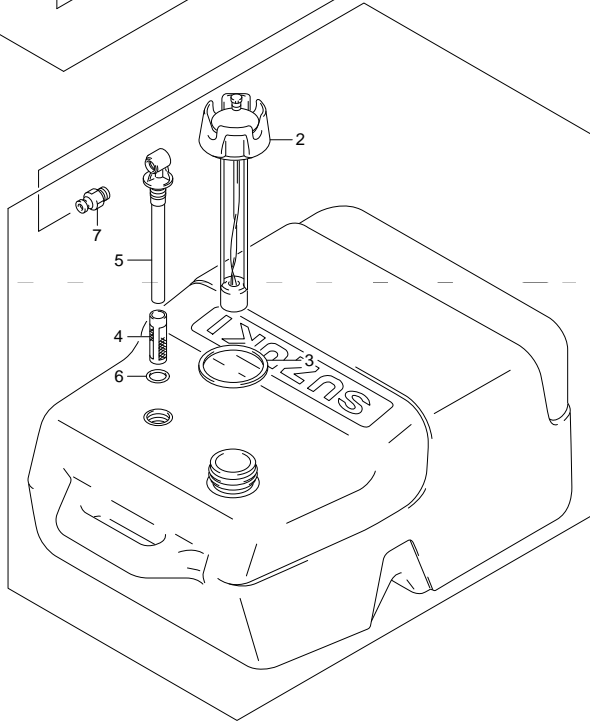
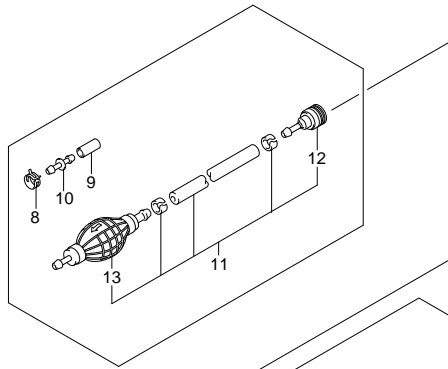


FIG.131

FIG.131 (2-B-11) DRAG LINK (DF70A E01)

REF NO.	PART NO.	DESCRIPTION	Q'TY	REMARKS
1	41161-94400	SEAL, STEERING CABLE	1	
2	67701-87L00	LINK, DRAG	1	
3	67721-87L00	·SPACER	1	
4	67725-99E10	·BOLT, DRAG LINK	1	
5	67726-99E00	·NUT	2	
6	67728-99E00	·WASHER	4	
7	67467-89J01	CONNECTOR, REMOCON CABLE	2	
8	09385-06012	CLIP	2	
9	09160-06055	WASHER (7X12X1)	2	

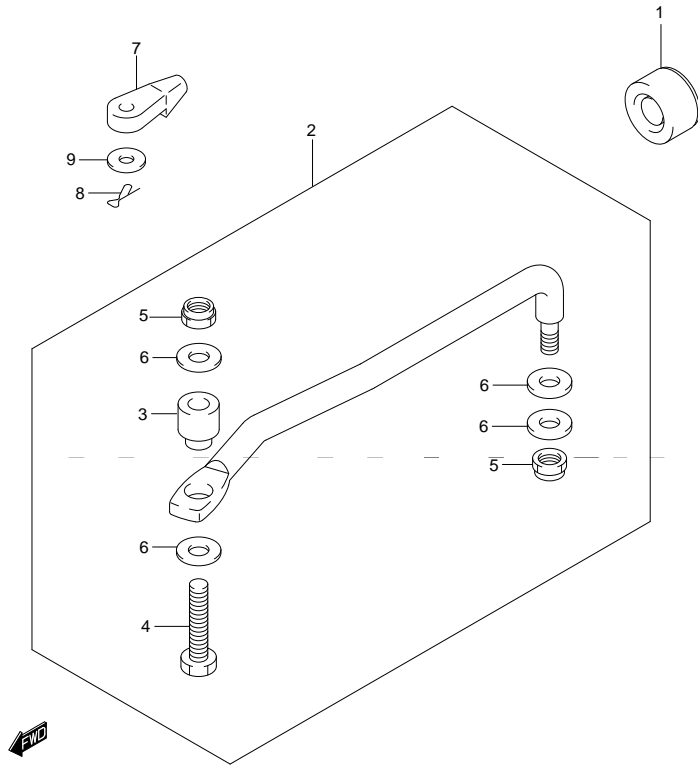


FIG.132

FIG.132 (2-B-12) DRAG LINK (DF70A E40)

REF NO.	PART NO.	DESCRIPTION	Q'TY	REMARKS
1	41161-94400	SEAL, STEERING CABLE	1	
2	67701-87L00	LINK, DRAG	1	
3	67721-87L00	·SPACER	1	
4	67725-99E10	·BOLT, DRAG LINK	1	
5	67726-99E00	·NUT	2	
6	67728-99E00	·WASHER	4	
7	67467-89J01	CONNECTOR, REMOCON CABLE	2	
8	09385-06012	CLIP	2	
9	09160-06055	WASHER (7X12X1)	2	

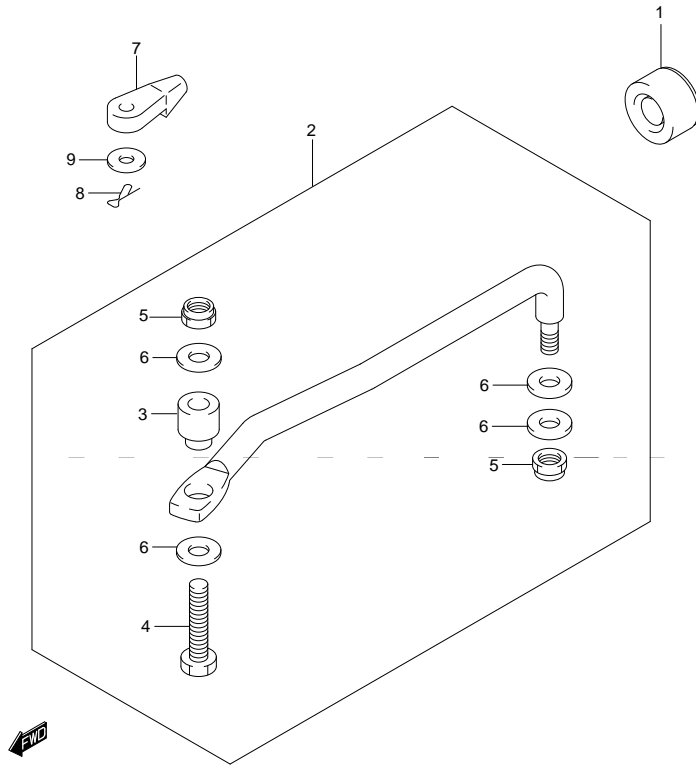


FIG.133

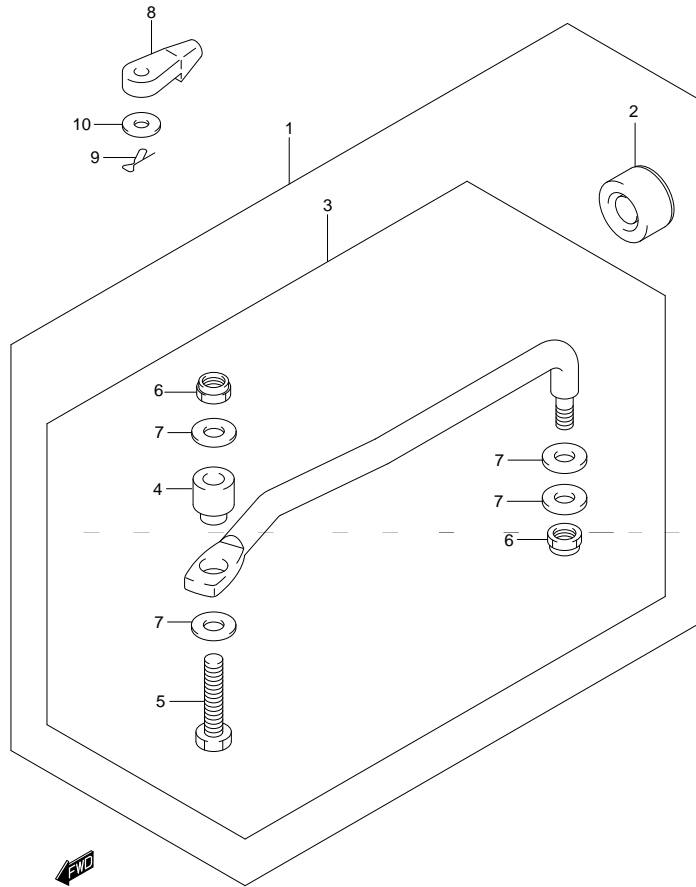


FIG.133 (2-B-13) DRAG LINK (DF70ATH E01)

REF NO.	PART NO.	DESCRIPTION	QTY	REMARKS
1	67700-87L00	LINK SET, DRAG	1	OPT
2	41161-94400	·SEAL, STEERING CABLE	1	OPT
3	67701-87L00	·LINK, DRAG	1	OPT
4	67721-87L00	··SPACER	1	OPT
5	67725-99E10	··BOLT, DRAG LINK	1	OPT
6	67726-99E00	··NUT	2	OPT
7	67728-99E00	··WASHER	4	OPT
8	67467-89J01	CONNECTOR, REMOCON CABLE	2	
9	09385-06012	CLIP	2	
10	09160-06055	WASHER (7X12X1)	2	

FIG.134

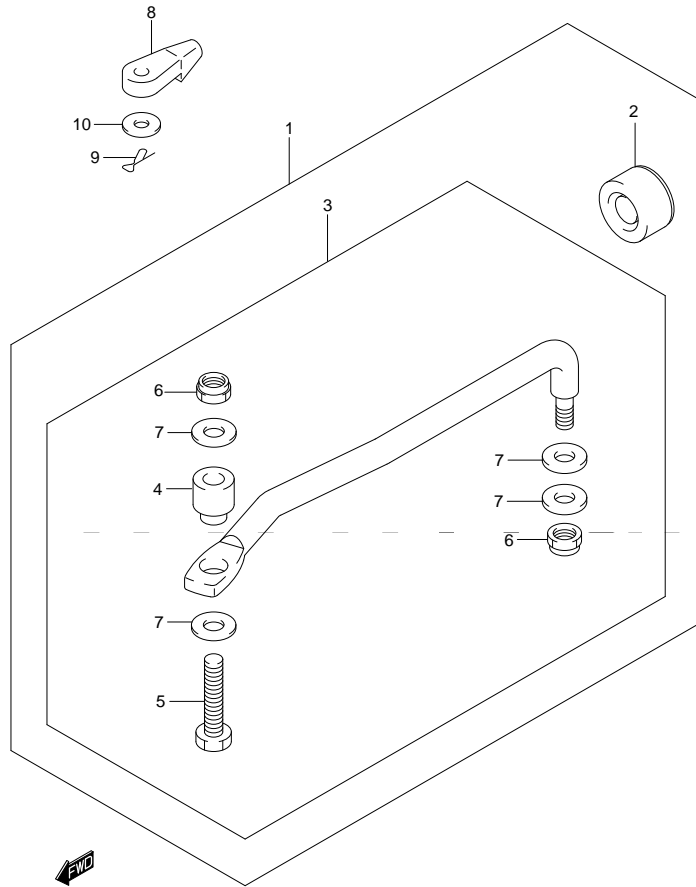


FIG.134 (2-B-14) DRAG LINK (DF70ATH E40)

REF NO.	PART NO.	DESCRIPTION	QTY	REMARKS
1	67700-87L00	LINK SET, DRAG	1	OPT
2	41161-94400	·SEAL, STEERING CABLE	1	OPT
3	67701-87L00	·LINK, DRAG	1	OPT
4	67721-87L00	··SPACER	1	OPT
5	67725-99E10	··BOLT, DRAG LINK	1	OPT
6	67726-99E00	··NUT	2	OPT
7	67728-99E00	··WASHER	4	OPT
8	67467-89J01	CONNECTOR, REMOCON CABLE	2	
9	09385-06012	CLIP	2	
10	09160-06055	WASHER (7X12X1)	2	

FIG.135

FIG.135 (2-B-15) DRAG LINK (DF80A E01)

REF NO.	PART NO.	DESCRIPTION	Q'TY	REMARKS
1	41161-94400	SEAL, STEERING CABLE	1	
2	67701-87L00	LINK, DRAG	1	
3	67721-87L00	·SPACER	1	
4	67725-99E10	·BOLT, DRAG LINK	1	
5	67726-99E00	·NUT	2	
6	67728-99E00	·WASHER	4	
7	67467-89J01	CONNECTOR, REMOCON CABLE	2	
8	09385-06012	CLIP	2	
9	09160-06055	WASHER (7X12X1)	2	

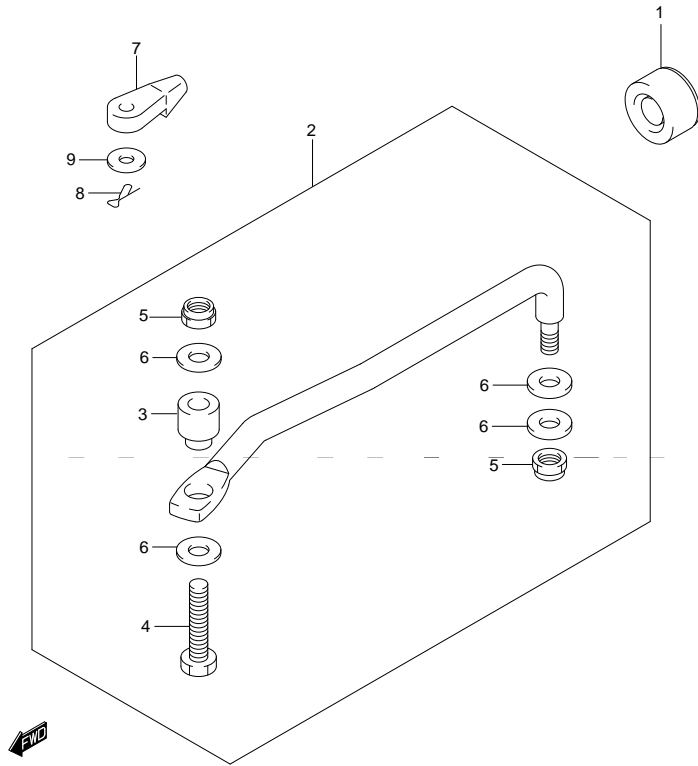


FIG.136

FIG.136 (2-C-2) DRAG LINK (DF80A E40)

REF NO.	PART NO.	DESCRIPTION	Q'TY	REMARKS
1	41161-94400	SEAL, STEERING CABLE	1	
2	67701-87L00	LINK, DRAG	1	
3	67721-87L00	·SPACER	1	
4	67725-99E10	·BOLT, DRAG LINK	1	
5	67726-99E00	·NUT	2	
6	67728-99E00	·WASHER	4	
7	67467-89J01	CONNECTOR, REMOCON CABLE	2	
8	09385-06012	CLIP	2	
9	09160-06055	WASHER (7X12X1)	2	

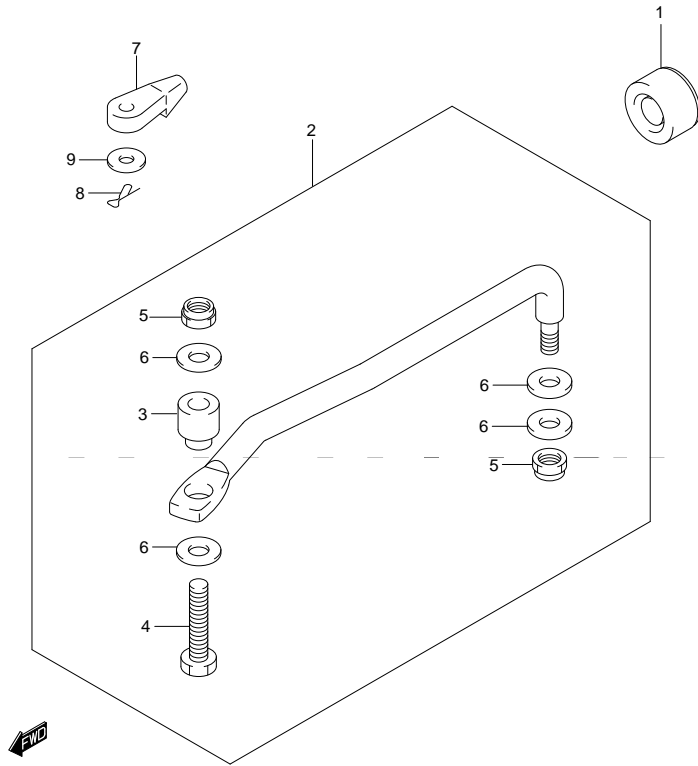


FIG.137

FIG.137 (2-C-3) DRAG LINK (DF90A E01)

REF NO.	PART NO.	DESCRIPTION	Q'TY	REMARKS
1	41161-94400	SEAL, STEERING CABLE	1	
2	67701-87L00	LINK, DRAG	1	
3	67721-87L00	·SPACER	1	
4	67725-99E10	·BOLT, DRAG LINK	1	
5	67726-99E00	·NUT	2	
6	67728-99E00	·WASHER	4	
7	67467-89J01	CONNECTOR, REMOCON CABLE	2	
8	09385-06012	CLIP	2	
9	09160-06055	WASHER (7X12X1)	2	

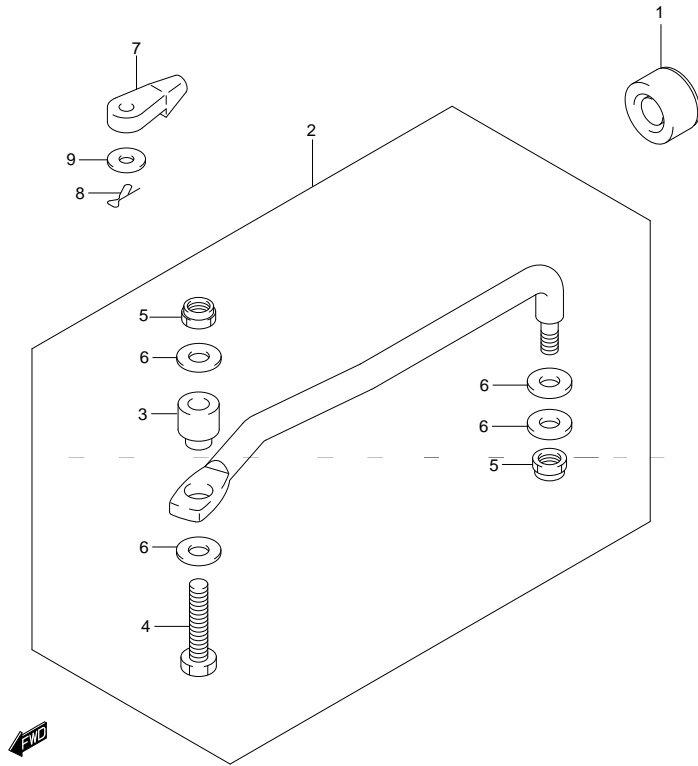


FIG.138

FIG.138 (2-C-4) DRAG LINK (DF90A E40)

REF NO.	PART NO.	DESCRIPTION	Q'TY	REMARKS
1	41161-94400	SEAL, STEERING CABLE	1	
2	67701-87L00	LINK, DRAG	1	
3	67721-87L00	·SPACER	1	
4	67725-99E10	·BOLT, DRAG LINK	1	
5	67726-99E00	·NUT	2	
6	67728-99E00	·WASHER	4	
7	67467-89J01	CONNECTOR, REMOCON CABLE	2	
8	09385-06012	CLIP	2	
9	09160-06055	WASHER (7X12X1)	2	

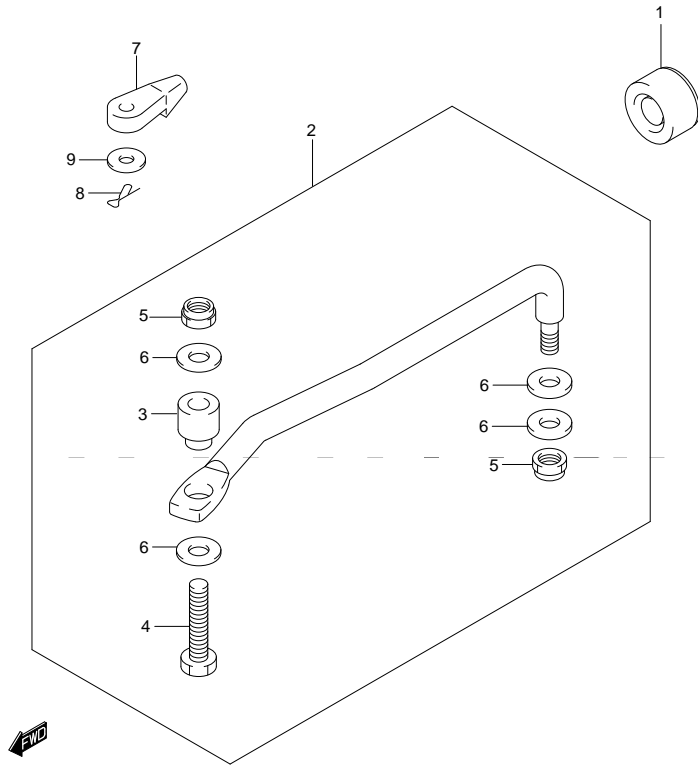


FIG.139

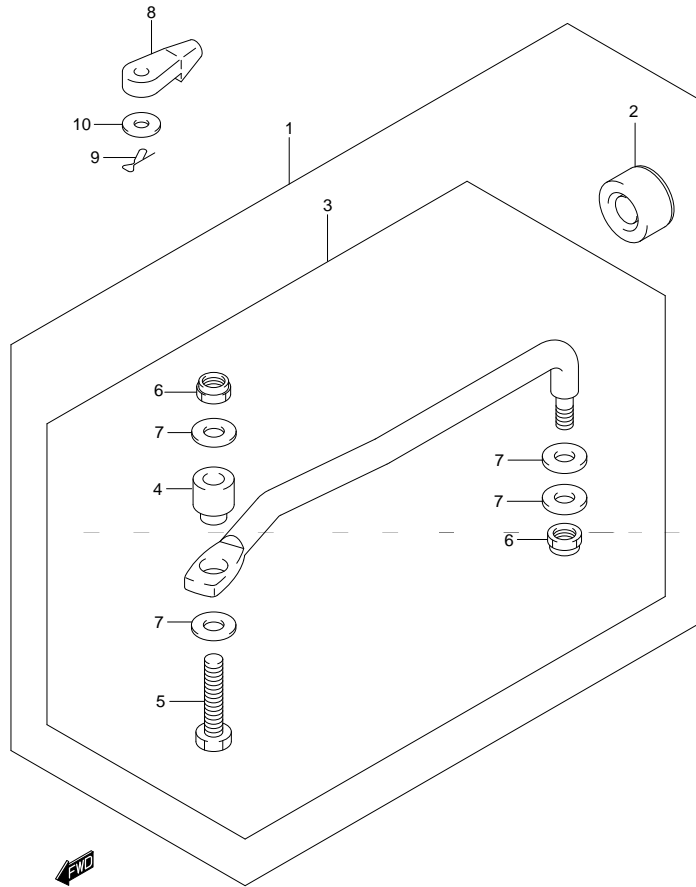


FIG.139 (2-C-5) DRAG LINK (DF90ATH E01)

REF NO.	PART NO.	DESCRIPTION	QTY	REMARKS
1	67700-87L00	LINK SET, DRAG	1	OPT
2	41161-94400	·SEAL, STEERING CABLE	1	OPT
3	67701-87L00	·LINK, DRAG	1	OPT
4	67721-87L00	··SPACER	1	OPT
5	67725-99E10	··BOLT, DRAG LINK	1	OPT
6	67726-99E00	··NUT	2	OPT
7	67728-99E00	··WASHER	4	OPT
8	67467-89J01	CONNECTOR, REMOCON CABLE	2	
9	09385-06012	CLIP	2	
10	09160-06055	WASHER (7X12X1)	2	

FIG.140

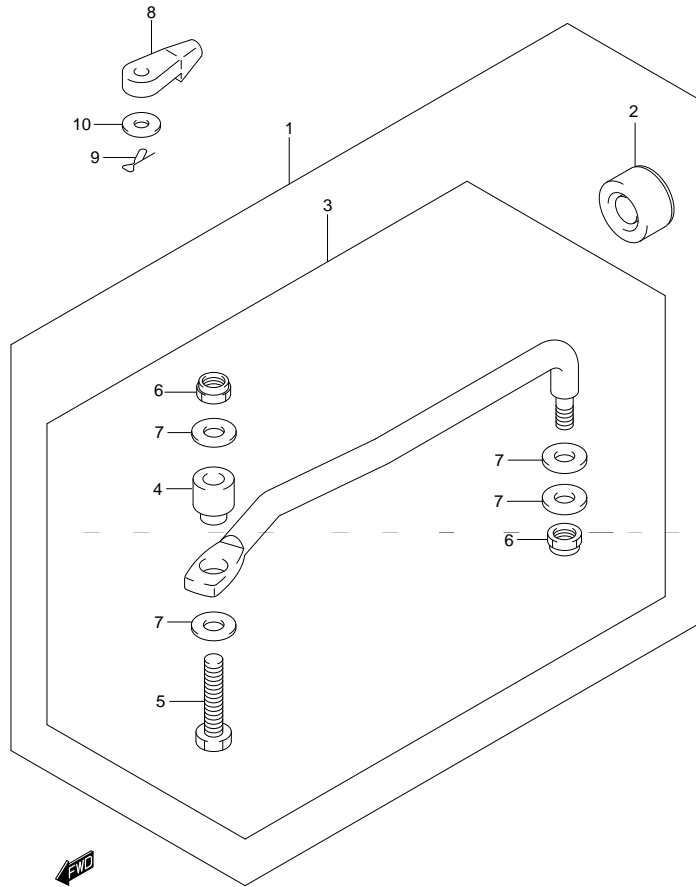


FIG.140 (2-C-6) DRAG LINK (DF90ATH E40)

REF NO.	PART NO.	DESCRIPTION	QTY	REMARKS
1	67700-87L00	LINK SET, DRAG	1	OPT
2	41161-94400	·SEAL, STEERING CABLE	1	OPT
3	67701-87L00	·LINK, DRAG	1	OPT
4	67721-87L00	··SPACER	1	OPT
5	67725-99E10	··BOLT, DRAG LINK	1	OPT
6	67726-99E00	··NUT	2	OPT
7	67728-99E00	··WASHER	4	OPT
8	67467-89J01	CONNECTOR, REMOCON CABLE	2	
9	09385-06012	CLIP	2	
10	09160-06055	WASHER (7X12X1)	2	

FIG.141

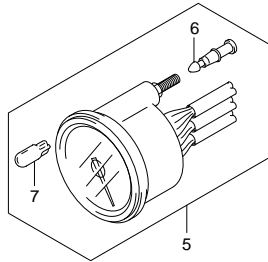
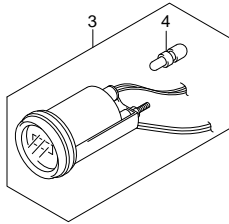
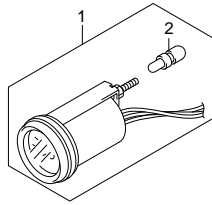


FIG. 141 (2-C-7) METER (DF70A E01)

REF NO.	PART NO.	DESCRIPTION	QTY	REMARKS
1-1	34800-93J00	METER ASSY, TRIM	1	BLACK
1-2	34800-93J11	METER ASSY, TRIM	1	WHITE
2	09471-12103	·BULB (BULB,12V3.4W,T6.5)	1	
3-1	34500-93J00	METER ASSY, HOUR	1	BLACK
3-2	34500-93J11	METER ASSY, HOUR	1	WHITE
4	09471-12103	·BULB (BULB,12V3.4W,T6.5)	1	
5-1	34200-93J00	TACHOMETER ASSY, WITH MONITOR	1	BLACK
5-2	34200-93J11	TACHOMETER ASSY, WITH MONITOR	1	WHITE
6	36615-96300	·TERMINAL, RESIN	4	
7	09471-12077	·BULB (BULB,12V1.7W,T10)	1	

FIG.142

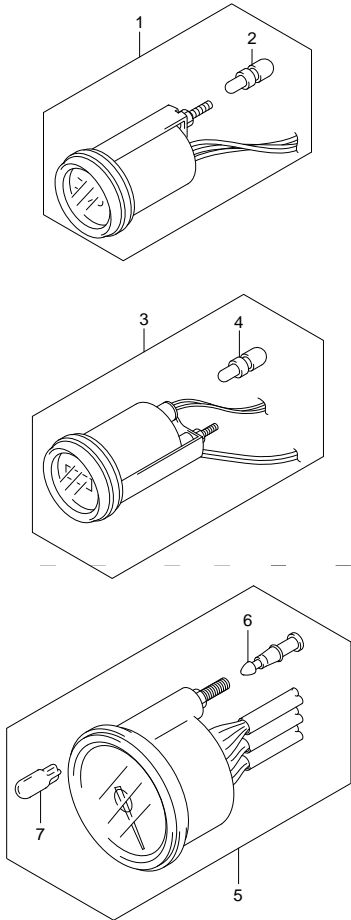


FIG.142 (2-C-8) METER (DF70A E40)

REF NO.	PART NO.	DESCRIPTION	QTY	REMARKS
1-1	34800-93J00	METER ASSY, TRIM	1	BLACK
1-2	34800-93J11	METER ASSY, TRIM	1	WHITE
2	09471-12103	·BULB (BULB,12V3.4W,T6.5)	1	
3-1	34500-93J00	METER ASSY, HOUR	1	BLACK
3-2	34500-93J11	METER ASSY, HOUR	1	WHITE
4	09471-12103	·BULB (BULB,12V3.4W,T6.5)	1	
5-1	34200-93J00	TACHOMETER ASSY, WITH MONITOR	1	BLACK
5-2	34200-93J11	TACHOMETER ASSY, WITH MONITOR	1	WHITE
6	36615-96300	·TERMINAL, RESIN	4	
7	09471-12077	·BULB (BULB,12V1.7W,T10)	1	

FIG.143

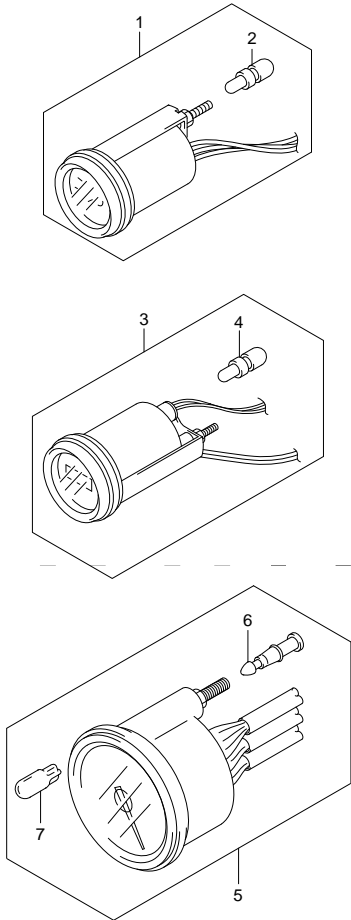


FIG.143 (2-C-9) METER (DF80A E01)

REF NO.	PART NO.	DESCRIPTION	QTY	REMARKS
1-1	34800-93J00	METER ASSY, TRIM	1	BLACK
1-2	34800-93J11	METER ASSY, TRIM	1	WHITE
2	09471-12103	·BULB (BULB,12V3.4W,T6.5)	1	
3-1	34500-93J00	METER ASSY, HOUR	1	BLACK
3-2	34500-93J11	METER ASSY, HOUR	1	WHITE
4	09471-12103	·BULB (BULB,12V3.4W,T6.5)	1	
5-1	34200-93J00	TACHOMETER ASSY, WITH MONITOR	1	BLACK
5-2	34200-93J11	TACHOMETER ASSY, WITH MONITOR	1	WHITE
6	36615-96300	·TERMINAL, RESIN	4	
7	09471-12077	·BULB (BULB,12V1.7W,T10)	1	

FIG.144

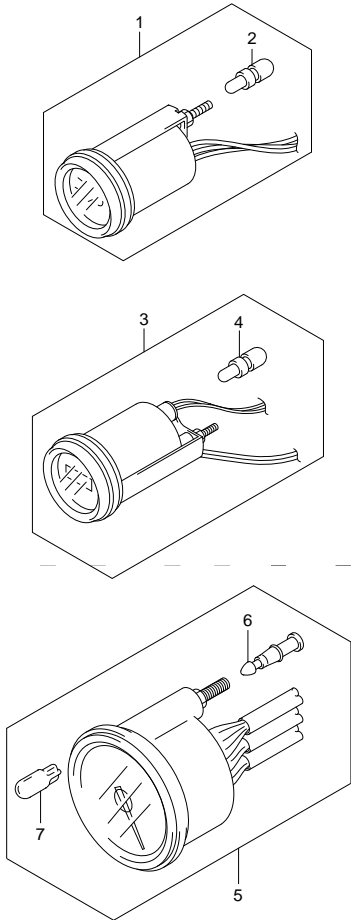


FIG.144 (2-C-10) METER (DF80A E40)

REF NO.	PART NO.	DESCRIPTION	QTY	REMARKS
1-1	34800-93J00	METER ASSY, TRIM	1	BLACK
1-2	34800-93J11	METER ASSY, TRIM	1	WHITE
2	09471-12103	·BULB (BULB,12V3.4W,T6.5)	1	
3-1	34500-93J00	METER ASSY, HOUR	1	BLACK
3-2	34500-93J11	METER ASSY, HOUR	1	WHITE
4	09471-12103	·BULB (BULB,12V3.4W,T6.5)	1	
5-1	34200-93J00	TACHOMETER ASSY, WITH MONITOR	1	BLACK
5-2	34200-93J11	TACHOMETER ASSY, WITH MONITOR	1	WHITE
6	36615-96300	·TERMINAL, RESIN	4	
7	09471-12077	·BULB (BULB,12V1.7W,T10)	1	

FIG.145

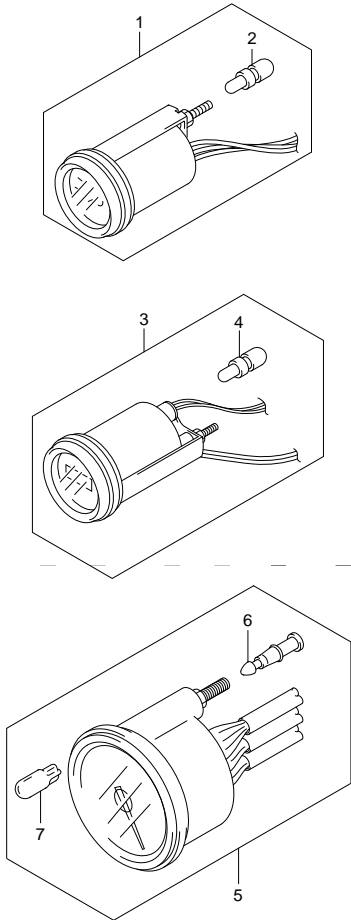


FIG.145 (2-C-11) METER (DF90A E01)

REF NO.	PART NO.	DESCRIPTION	QTY	REMARKS
1-1	34800-93J00	METER ASSY, TRIM	1	BLACK
1-2	34800-93J11	METER ASSY, TRIM	1	WHITE
2	09471-12103	·BULB (BULB,12V3.4W,T6.5)	1	
3-1	34500-93J00	METER ASSY, HOUR	1	BLACK
3-2	34500-93J11	METER ASSY, HOUR	1	WHITE
4	09471-12103	·BULB (BULB,12V3.4W,T6.5)	1	
5-1	34200-93J00	TACHOMETER ASSY, WITH MONITOR	1	BLACK
5-2	34200-93J11	TACHOMETER ASSY, WITH MONITOR	1	WHITE
6	36615-96300	·TERMINAL, RESIN	4	
7	09471-12077	·BULB (BULB,12V1.7W,T10)	1	

FIG.146

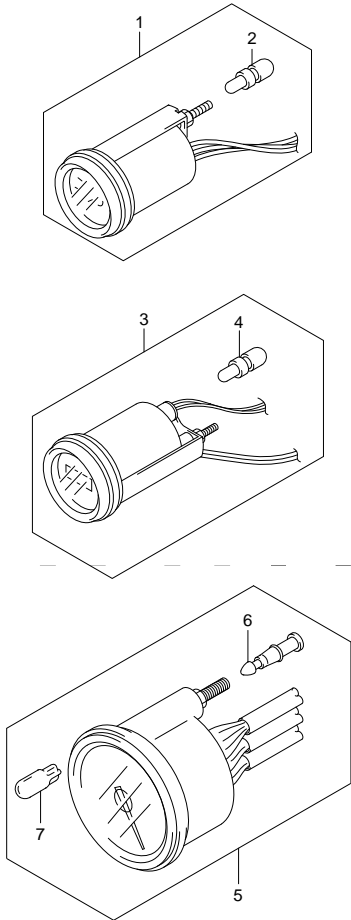


FIG.146 (2-C-12) METER (DF90A E40)

REF NO.	PART NO.	DESCRIPTION	QTY	REMARKS
1-1	34800-93J00	METER ASSY, TRIM	1	BLACK
1-2	34800-93J11	METER ASSY, TRIM	1	WHITE
2	09471-12103	·BULB (BULB,12V3.4W,T6.5)	1	
3-1	34500-93J00	METER ASSY, HOUR	1	BLACK
3-2	34500-93J11	METER ASSY, HOUR	1	WHITE
4	09471-12103	·BULB (BULB,12V3.4W,T6.5)	1	
5-1	34200-93J00	TACHOMETER ASSY, WITH MONITOR	1	BLACK
5-2	34200-93J11	TACHOMETER ASSY, WITH MONITOR	1	WHITE
6	36615-96300	·TERMINAL, RESIN	4	
7	09471-12077	·BULB (BULB,12V1.7W,T10)	1	

FIG.147

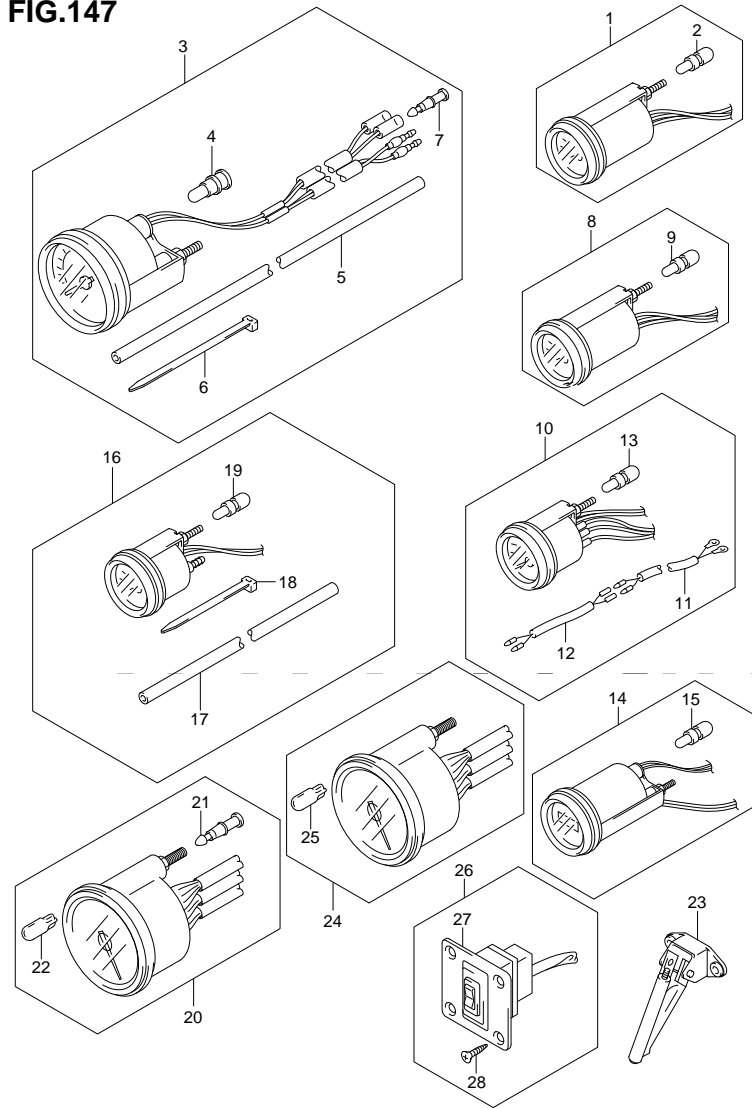


FIG. 147 (2-C-13) OPT:METER (1)

REF NO.	PART NO.	DESCRIPTION	Q'TY	REMARKS
1-1	34800-93J00	METER ASSY, TRIM	1	BLACK
1-2	34800-93J11	METER ASSY, TRIM	1	WHITE
2	09471-12103	·BULB (BULB,12V3.4W,T6.5)	1	
3-1	34100-93J00	SPEEDOMETER ASSY	1	MAX 80MPH BLACK
3-2	34100-93J11	SPEEDOMETER ASSY	1	MAX 80MPH WHITE
3-3	34100-93J20	SPEEDOMETER ASSY	1	MAX 50MPH BLACK
3-4	34100-93J31	SPEEDOMETER ASSY	1	MAX 50MPH WHITE
3-5	34100-93J40	SPEEDOMETER ASSY	1	MAX 45KNOTS BLACK
3-6	34100-93J51	SPEEDOMETER ASSY	1	MAX 45KNOTS WHITE
3-7	34100-93J60	SPEEDOMETER ASSY	1	MAX 65KNOTS WHITE
4	09471-12028	·BULB (12V,3.4W,T10)	1	
5	34191-92E00	·TUBE	1	
6	09407-14407	·CLAMP (L:145)	2	
7	36615-96300	·TERMINAL, RESIN	2	
8-1	34600-93J00	METER ASSY, VOLTAGE	1	BLACK
8-2	34600-93J11	METER ASSY, VOLTAGE	1	WHITE
9	09471-12103	·BULB (BULB,12V3.4W,T6.5)	1	
10-1	34300-93J00	GAUGE ASSY, FUEL	1	BLACK
10-2	34300-93J11	GAUGE ASSY, FUEL	1	WHITE
11	34310-92E00	·LEAD, FUEL GAUGE	1	
12	34360-92E00	·ADAPTER, FUEL GAUGE	1	
13	09471-12103	·BULB (BULB,12V3.4W,T6.5)	1	
14-1	34500-93J00	METER ASSY, HOUR	1	BLACK
14-2	34500-93J11	METER ASSY, HOUR	1	WHITE
15	09471-12103	·BULB (BULB,12V3.4W,T6.5)	1	
16-1	34650-93J20	GAUGE ASSY, WATER PRESSURE	1	15PSI BLACK
16-2	34650-93J31	GAUGE ASSY, WATER PRESSURE	1	15PSI WHITE
17	34191-92E00	·TUBE	1	
18	09407-14407	·CLAMP (L:145)	2	
19	09471-12103	·BULB (BULB,12V3.4W,T6.5)	1	
20-1	34200-93J00	TACHOMETER ASSY, WITH MONITOR	1	BLACK
20-2	34200-93J11	TACHOMETER ASSY, WITH MONITOR	1	WHITE
21	36615-96300	·TERMINAL, RESIN	4	
22	09471-12077	·BULB (BULB,12V1.7W,T10)	1	

FIG.147

FIG.147 (2-C-14) OPT:METER (1)

REF NO.	PART NO.	DESCRIPTION	QTY	REMARKS
23	34190-87D00	SENDER, SPEEDOMETER	1	
24-1	34200-93J40	TACHOMETER ASSY, WITH MONITOR	1	BLACK
24-2	34200-93J50	TACHOMETER ASSY, WITH MONITOR	1	WHITE
25	09471-12077	·BULB (BULB,12V1.7W,T10)	1	
26	37860-87L00	PANEL ASSY, TROLLING CONTROL	1	
27	37862-87L00	·PANEL	1	
28	03122-05165	·SCREW	1	

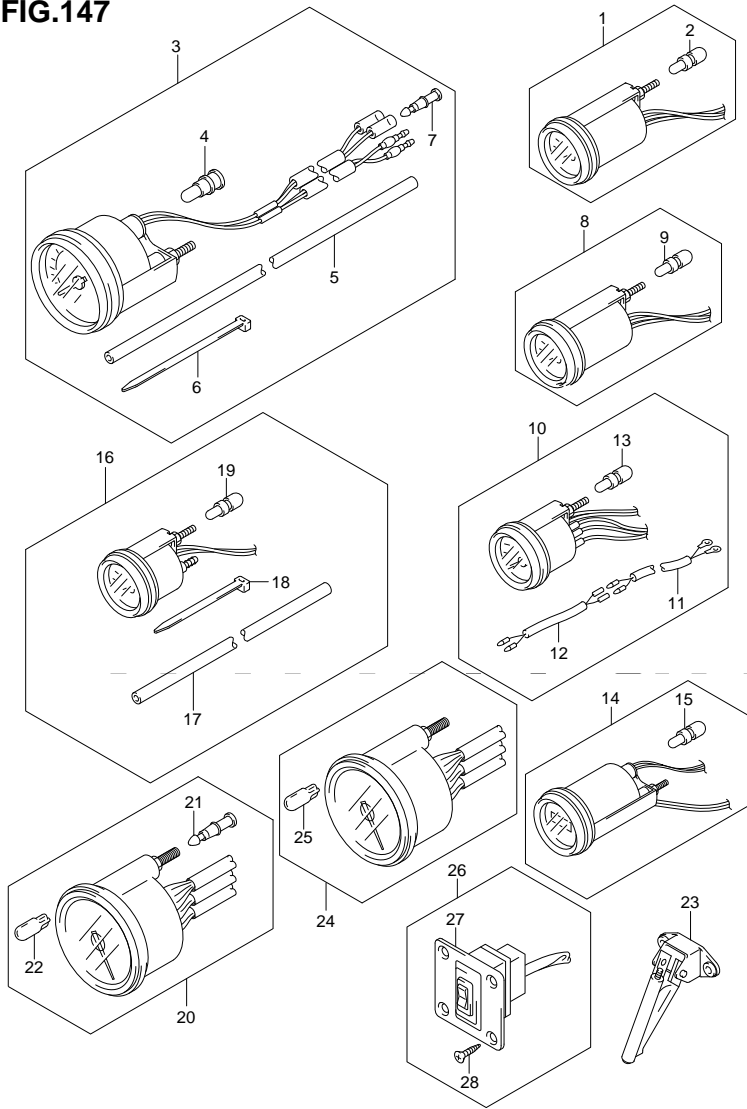


FIG.148

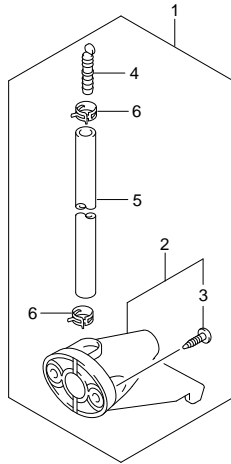


FIG.148 (2-C-15) OPT:METER (2) (DF70A E01)

REF. NO.	PART NO.	DESCRIPTION	Q' TY	REMARKS
1	34120-98J01	KIT, SPEEDOMETER SUB	1	
2	34190-95500	·SENDER ASSY, SPEEDOMETER	1	
3	03112-06303	··SCREW	2	
4	55127-87D00	·UNION, HOSE	1	
5	09355-40805-00B	·HOSE (4X8X2000)	1	L:2000->1700
6	09407-10404	·CLAMP (L:100)	2	
7	34970-98J01	KIT, WATER PRESSURE SENSOR	1	
8	09401-08413	·CLIP	4	
9	34115-98J00	·CONNECTOR, WATER HOSE	1	
10	34960-98J00	·SENSOR ASSY, PRESSURE	1	
11	09352-50903-600	·HOSE (5X9X600)	1	L:600->500
12	09367-06002	·JOINT,3 WAY	1	
13	01550-06207	·BOLT	1	
14	09250-08013	·CAP	1	

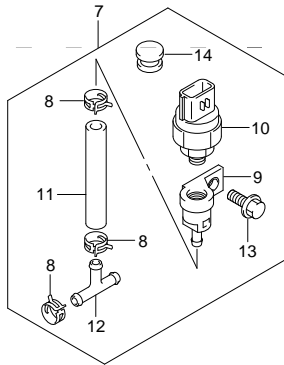


FIG.149

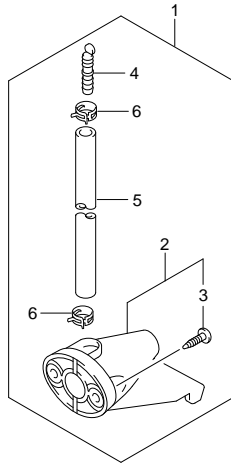


FIG.149 (2-D-2) OPT:METER (2) (DF70A F40)

REF. NO.	PART NO.	DESCRIPTION	QTY	REMARKS
1	34120-98J01	KIT, SPEEDOMETER SUB	1	
2	34190-95500	·SENDER ASSY, SPEEDOMETER	1	
3	03112-06303	··SCREW	2	
4	55127-87D00	·UNION, HOSE	1	
5	09355-40805-00B	·HOSE (4X8X2000)	1	L:2000->1700
6	09407-10404	·CLAMP (L:100)	2	
7	34970-98J01	KIT, WATER PRESSURE SENSOR	1	
8	09401-08413	·CLIP	4	
9	34115-98J00	·CONNECTOR, WATER HOSE	1	
10	34960-98J00	·SENSOR ASSY, PRESSURE	1	
11	09352-50903-600	·HOSE (5X9X600)	1	L:600->500
12	09367-06002	·JOINT,3 WAY	1	
13	01550-06207	·BOLT	1	
14	09250-08013	·CAP	1	
15	17917-87L00	CONNECTOR, FLUSH WATER	1	

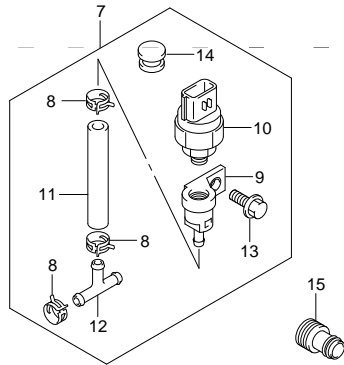


FIG.150

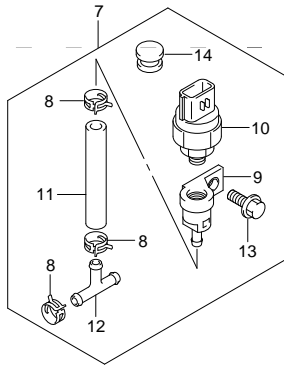
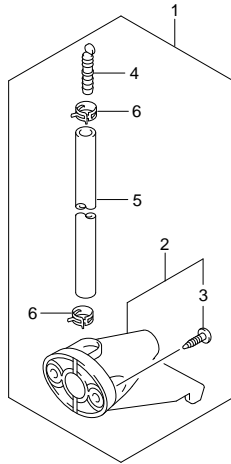


FIG.150 (2-D-3) OPT:METER (2) (DF70ATH E01)

REF. NO.	PART NO.	DESCRIPTION	Q' TY	REMARKS
1	34120-98J01	KIT, SPEEDOMETER SUB	1	
2	34190-95500	·SENDER ASSY, SPEEDOMETER	1	
3	03112-06303	··SCREW	2	
4	55127-87D00	·UNION, HOSE	1	
5	09355-40805-00B	·HOSE (4X8X2000)	1	L:2000->1700
6	09407-10404	·CLAMP (L:100)	2	
7	34970-98J01	KIT, WATER PRESSURE SENSOR	1	
8	09401-08413	·CLIP	4	
9	34115-98J00	·CONNECTOR, WATER HOSE	1	
10	34960-98J00	·SENSOR ASSY, PRESSURE	1	
11	09352-50903-600	·HOSE (5X9X600)	1	L:600->500
12	09367-06002	·JOINT,3 WAY	1	
13	01550-06207	·BOLT	1	
14	09250-08013	·CAP	1	

FIG.151

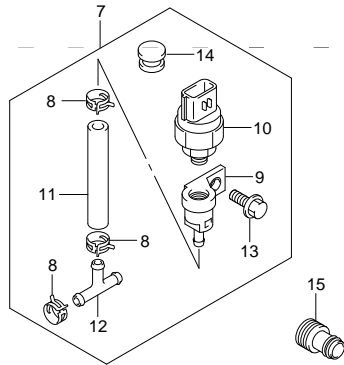
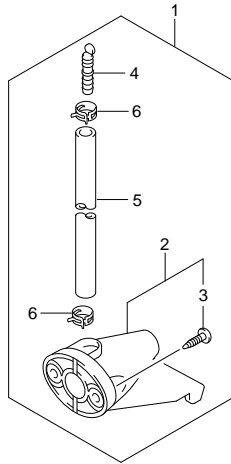


FIG.151 (2-D-4) OPT:METER (2) (DF70ATH E40)

REF. NO.	PART NO.	DESCRIPTION	Q' TY	REMARKS
1	34120-98J01	KIT, SPEEDOMETER SUB	1	
2	34190-95500	·SENDER ASSY, SPEEDOMETER	1	
3	03112-06303	··SCREW	2	
4	55127-87D00	·UNION, HOSE	1	
5	09355-40805-00B	·HOSE (4X8X2000)	1	L:2000->1700
6	09407-10404	·CLAMP (L:100)	2	
7	34970-98J01	KIT, WATER PRESSURE SENSOR	1	
8	09401-08413	·CLIP	4	
9	34115-98J00	·CONNECTOR, WATER HOSE	1	
10	34960-98J00	·SENSOR ASSY, PRESSURE	1	
11	09352-50903-600	·HOSE (5X9X600)	1	L:600->500
12	09367-06002	·JOINT,3 WAY	1	
13	01550-06207	·BOLT	1	
14	09250-08013	·CAP	1	
15	17917-87L00	CONNECTOR, FLUSH WATER	1	

FIG.152

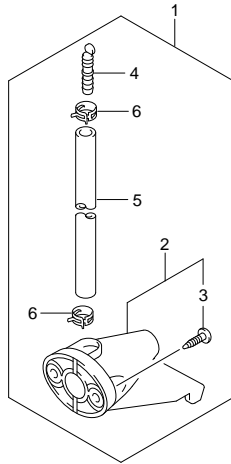


FIG.152 (2-D-5) OPT:METER (2) (DF80A E01)

REF. NO.	PART NO.	DESCRIPTION	QTY	REMARKS
1	34120-98J01	KIT, SPEEDOMETER SUB	1	
2	34190-95500	·SENDER ASSY, SPEEDOMETER	1	
3	03112-06303	··SCREW	2	
4	55127-87D00	·UNION, HOSE	1	
5	09355-40805-00B	·HOSE (4X8X2000)	1	L:2000->1700
6	09407-10404	·CLAMP (L:100)	2	
7	34970-98J01	KIT, WATER PRESSURE SENSOR	1	
8	09401-08413	·CLIP	4	
9	34115-98J00	·CONNECTOR, WATER HOSE	1	
10	34960-98J00	·SENSOR ASSY, PRESSURE	1	
11	09352-50903-600	·HOSE (5X9X600)	1	L:600->500
12	09367-06002	·JOINT,3 WAY	1	
13	01550-06207	·BOLT	1	
14	09250-08013	·CAP	1	

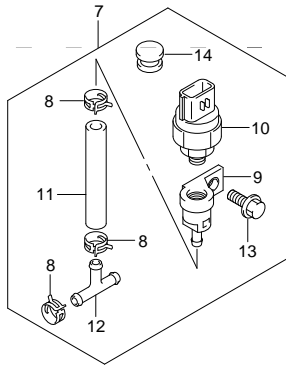


FIG.153

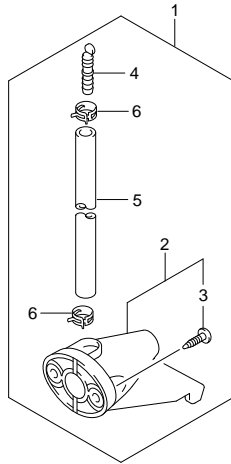


FIG.153 (2-D-6) OPT:METER (2) (DF80A F40)

REF. NO.	PART NO.	DESCRIPTION	Q' TY	REMARKS
1	34120-98J01	KIT, SPEEDOMETER SUB	1	
2	34190-95500	·SENDER ASSY, SPEEDOMETER	1	
3	03112-06303	··SCREW	2	
4	55127-87D00	·UNION, HOSE	1	
5	09355-40805-00B	·HOSE (4X8X2000)	1	L:2000->1700
6	09407-10404	·CLAMP (L:100)	2	
7	34970-98J01	KIT, WATER PRESSURE SENSOR	1	
8	09401-08413	·CLIP	4	
9	34115-98J00	·CONNECTOR, WATER HOSE	1	
10	34960-98J00	·SENSOR ASSY, PRESSURE	1	
11	09352-50903-600	·HOSE (5X9X600)	1	L:600->500
12	09367-06002	·JOINT,3 WAY	1	
13	01550-06207	·BOLT	1	
14	09250-08013	·CAP	1	
15	17917-87L00	CONNECTOR, FLUSH WATER	1	

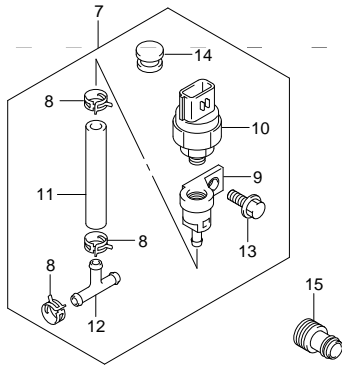


FIG.154

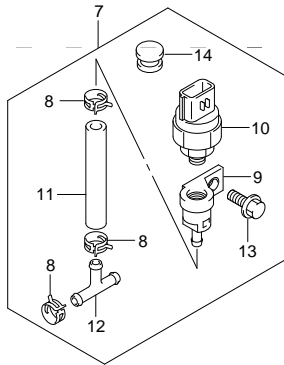
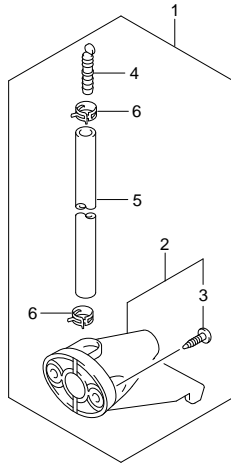


FIG.154 (2-D-7) OPT:METER (2) (DF90A E01)

REF. NO.	PART NO.	DESCRIPTION	Q' TY	REMARKS
1	34120-98J01	KIT, SPEEDOMETER SUB	1	
2	34190-95500	·SENDER ASSY, SPEEDOMETER	1	
3	03112-06303	··SCREW	2	
4	55127-87D00	·UNION, HOSE	1	
5	09355-40805-00B	·HOSE (4X8X2000)	1	L:2000->1700
6	09407-10404	·CLAMP (L:100)	2	
7	34970-98J01	KIT, WATER PRESSURE SENSOR	1	
8	09401-08413	·CLIP	4	
9	34115-98J00	·CONNECTOR, WATER HOSE	1	
10	34960-98J00	·SENSOR ASSY, PRESSURE	1	
11	09352-50903-600	·HOSE (5X9X600)	1	L:600->500
12	09367-06002	·JOINT,3 WAY	1	
13	01550-06207	·BOLT	1	
14	09250-08013	·CAP	1	

FIG.155

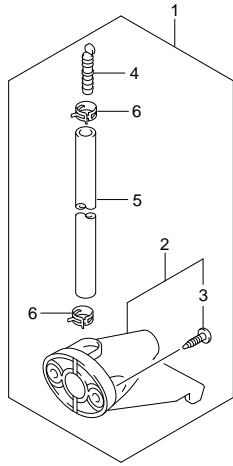


FIG.155 (2-D-8) OPT:METER (2) (DF90A F40)

REF. NO.	PART NO.	DESCRIPTION	Q' TY	REMARKS
1	34120-98J01	KIT, SPEEDOMETER SUB	1	
2	34190-95500	·SENDER ASSY, SPEEDOMETER	1	
3	03112-06303	··SCREW	2	
4	55127-87D00	·UNION, HOSE	1	
5	09355-40805-00B	·HOSE (4X8X2000)	1	L:2000->1700
6	09407-10404	·CLAMP (L:100)	2	
7	34970-98J01	KIT, WATER PRESSURE SENSOR	1	
8	09401-08413	·CLIP	4	
9	34115-98J00	·CONNECTOR, WATER HOSE	1	
10	34960-98J00	·SENSOR ASSY, PRESSURE	1	
11	09352-50903-600	·HOSE (5X9X600)	1	L:600->500
12	09367-06002	·JOINT,3 WAY	1	
13	01550-06207	·BOLT	1	
14	09250-08013	·CAP	1	
15	17917-87L00	CONNECTOR, FLUSH WATER	1	

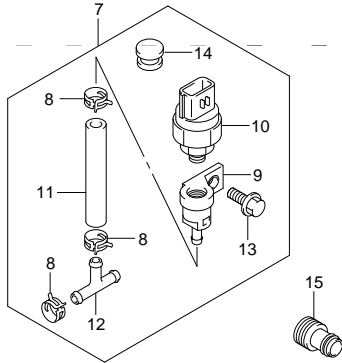


FIG.156

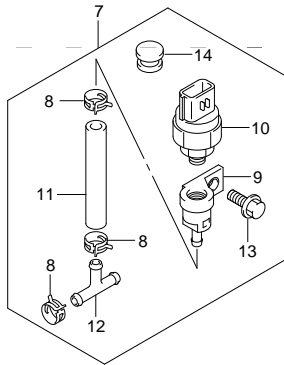
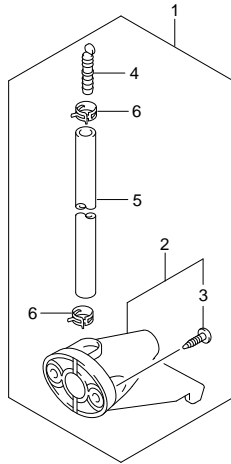


FIG.156 (2-D-9) OPT:METER (2) (DF90ATH E01)

REF. NO.	PART NO.	DESCRIPTION	Q' TY	REMARKS
1	34120-98J01	KIT, SPEEDOMETER SUB	1	
2	34190-95500	·SENDER ASSY, SPEEDOMETER	1	
3	03112-06303	··SCREW	2	
4	55127-87D00	·UNION, HOSE	1	
5	09355-40805-00B	·HOSE (4X8X2000)	1	L:2000->1700
6	09407-10404	·CLAMP (L:100)	2	
7	34970-98J01	KIT, WATER PRESSURE SENSOR	1	
8	09401-08413	·CLIP	4	
9	34115-98J00	·CONNECTOR, WATER HOSE	1	
10	34960-98J00	·SENSOR ASSY, PRESSURE	1	
11	09352-50903-600	·HOSE (5X9X600)	1	L:600->500
12	09367-06002	·JOINT,3 WAY	1	
13	01550-06207	·BOLT	1	
14	09250-08013	·CAP	1	

FIG.157

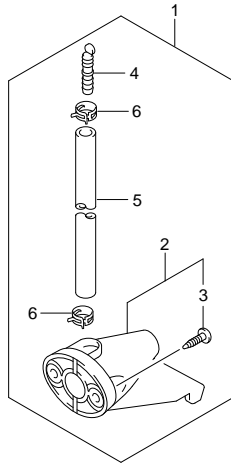


FIG.157 (2-D-10) OPT:METER (2) (DF90ATH E40)

REF. NO.	PART NO.	DESCRIPTION	Q' TY	REMARKS
1	34120-98J01	KIT, SPEEDOMETER SUB	1	
2	34190-95500	·SENDER ASSY, SPEEDOMETER	1	
3	03112-06303	··SCREW	2	
4	55127-87D00	·UNION, HOSE	1	
5	09355-40805-00B	·HOSE (4X8X2000)	1	L:2000->1700
6	09407-10404	·CLAMP (L:100)	2	
7	34970-98J01	KIT, WATER PRESSURE SENSOR	1	
8	09401-08413	·CLIP	4	
9	34115-98J00	·CONNECTOR, WATER HOSE	1	
10	34960-98J00	·SENSOR ASSY, PRESSURE	1	
11	09352-50903-600	·HOSE (5X9X600)	1	L:600->500
12	09367-06002	·JOINT,3 WAY	1	
13	01550-06207	·BOLT	1	
14	09250-08013	·CAP	1	
15	17917-87L00	CONNECTOR, FLUSH WATER	1	

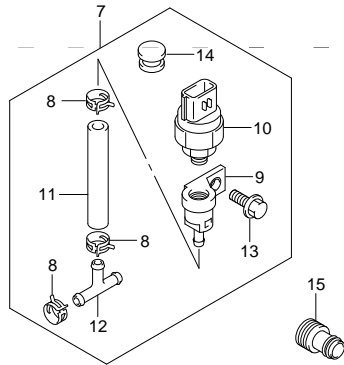


FIG.158

FIG.158 (2-D-11) OPT:WATER PRESSURE GAUGE SUB KIT (DF70A E01)

REF NO.	PART NO.	DESCRIPTION	Q'TY	REMARKS
1	34660-90J02	WATER PRESSURE GAUGE SUB KIT	1	
2	09352-50903-600	·HOSE (5X9X600)	1	L:600->160
3	09352-50903-600	·HOSE (5X9X600)	1	L:600->210
4	09367-06006	·3 WAY	1	
5	09401-08413	·CLIP	4	
6	18498-99EA0	·PROTECTOR (L:80)	1	
7	09407-25402	·CLAMP (L:248)	1	

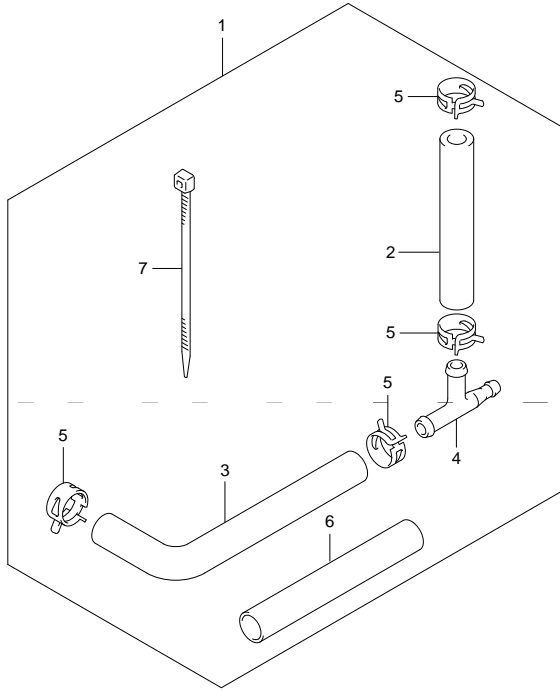


FIG.159

FIG.159 (2-D-12) OPT:WATER PRESSURE GAUGE SUB KIT (DF70A E40)

REF NO.	PART NO.	DESCRIPTION	Q'TY	REMARKS
1	34660-90J02	WATER PRESSURE GAUGE SUB KIT	1	
2	09352-50903-600	·HOSE (5X9X600)	1	L:600->160
3	09352-50903-600	·HOSE (5X9X600)	1	L:600->210
4	09367-06006	·3 WAY	1	
5	09401-08413	·CLIP	4	
6	18498-99EA0	·PROTECTOR (L:80)	1	
7	·CLAMP (L:248)	1		
8	17917-87L00	CONNECTOR, FLUSH WATER	1	

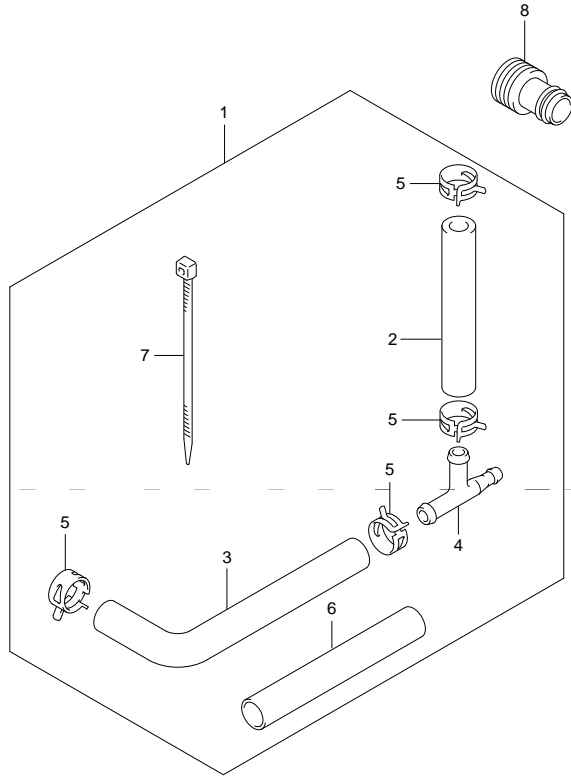


FIG.160

FIG.160 (2-D-13) OPT:WATER PRESSURE GAUGE SUB KIT (DF70ATH E01)

REF NO.	PART NO.	DESCRIPTION	Q'TY	REMARKS
1	34660-90J02	WATER PRESSURE GAUGE SUB KIT	1	
2	09352-50903-600	·HOSE (5X9X600)	1	L:600->160
3	09352-50903-600	·HOSE (5X9X600)	1	L:600->210
4	09367-06006	·3 WAY	1	
5	09401-08413	·CLIP	4	
6	18498-99EA0	·PROTECTOR (L:80)	1	
7	09407-25402	·CLAMP (L:248)	1	

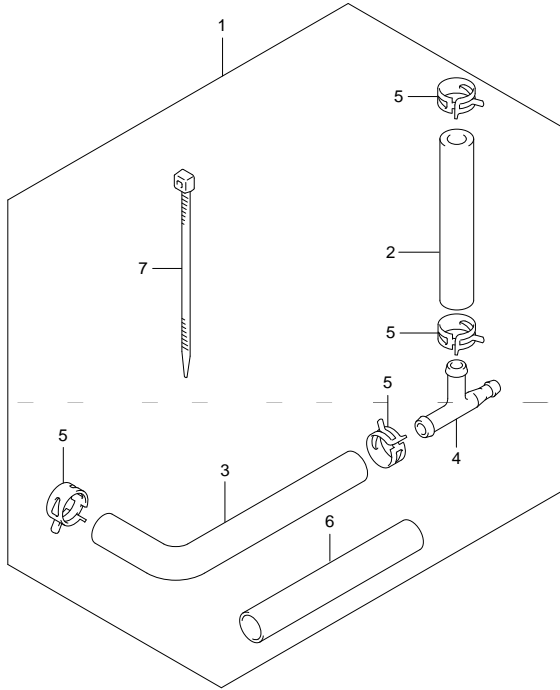


FIG.161

FIG.161 (2-D-14) OPT:WATER PRESSURE GAUGE SUB KIT (DF70ATH E40)

REF NO.	PART NO.	DESCRIPTION	Q'TY	REMARKS
1	34660-90J02	WATER PRESSURE GAUGE SUB KIT	1	
2	09352-50903-600	·HOSE (5X9X600)	1	L:600->160
3	09352-50903-600	·HOSE (5X9X600)	1	L:600->210
4	09367-06006	·3 WAY	1	
5	09401-08413	·CLIP	4	
6	18498-99EA0	·PROTECTOR (L:80)	1	
7	·CLAMP (L:248)	1		
8	17917-87L00	CONNECTOR, FLUSH WATER	1	

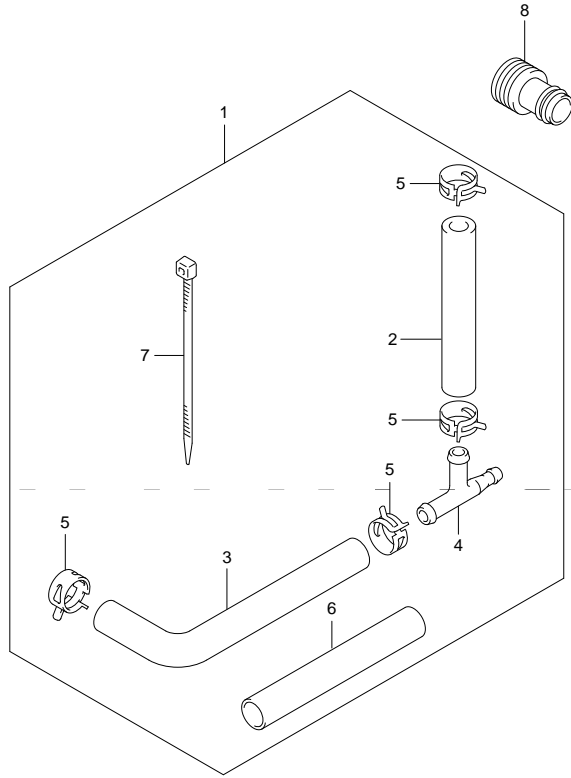


FIG.162

FIG.162 (2-D-15) OPT:WATER PRESSURE GAUGE SUB KIT (DF80A E01)

REF NO.	PART NO.	DESCRIPTION	Q'TY	REMARKS
1	34660-90J02	WATER PRESSURE GAUGE SUB KIT	1	
2	09352-50903-600	·HOSE (5X9X600)	1	L:600->160
3	09352-50903-600	·HOSE (5X9X600)	1	L:600->210
4	09367-06006	·3 WAY	1	
5	09401-08413	·CLIP	4	
6	18498-99EA0	·PROTECTOR (L:80)	1	
7	09407-25402	·CLAMP (L:248)	1	

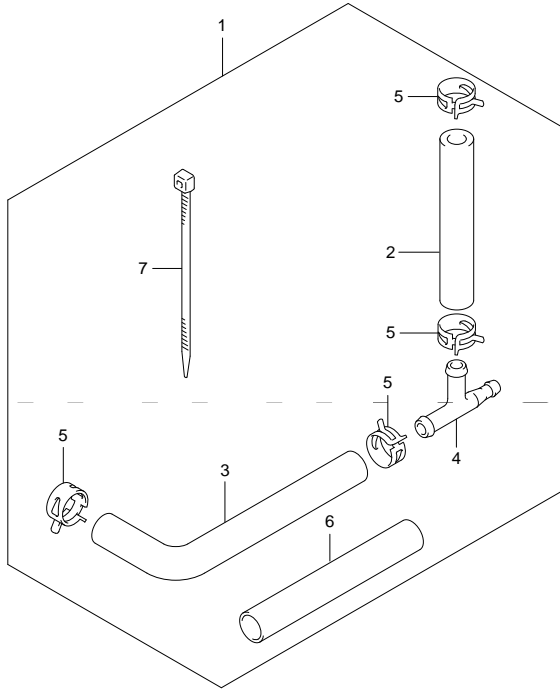


FIG.163

FIG.163 (2-E-2) OPT:WATER PRESSURE GAUGE SUB KIT (DF80A F40)

REF NO.	PART NO.	DESCRIPTION	Q' TY	REMARKS
1	34660-90J02	WATER PRESSURE GAUGE SUB KIT	1	
2	09352-50903-600	·HOSE (5X9X600)	1	L:600->160
3	09352-50903-600	·HOSE (5X9X600)	1	L:600->210
4	09367-06006	·3 WAY	1	
5	09401-08413	·CLIP	4	
6	18498-99EA0	·PROTECTOR (L:80)	1	
7	·CLAMP (L:248)	1		
8	17917-87L00	CONNECTOR, FLUSH WATER	1	

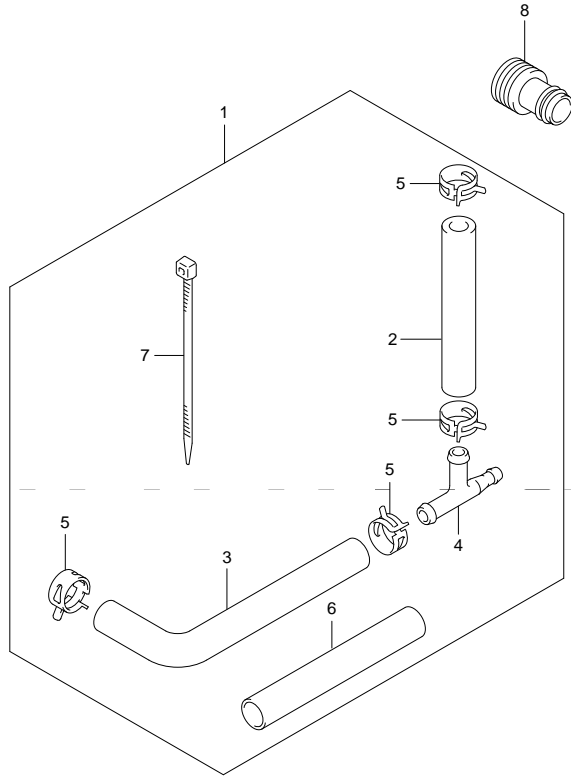


FIG.164

FIG.164 (2-E-3) OPT:WATER PRESSURE GAUGE SUB KIT (DF90A E01)

REF. NO.	PART NO.	DESCRIPTION	Q'TY	REMARKS
1	34660-90J02	WATER PRESSURE GAUGE SUB KIT	1	
2	09352-50903-600	·HOSE (5X9X600)	1	L:600->160
3	09352-50903-600	·HOSE (5X9X600)	1	L:600->210
4	09367-06006	·3 WAY	1	
5	09401-08413	·CLIP	4	
6	18498-99EA0	·PROTECTOR (L:80)	1	
7	09407-25402	·CLAMP (L:248)	1	

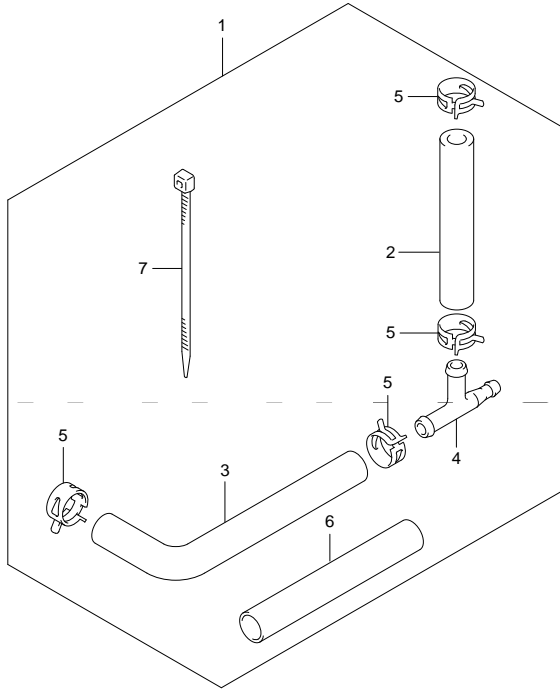


FIG.165

FIG.165 (2-E-4) OPT:WATER PRESSURE GAUGE SUB KIT (DF90A F40)

REF. NO.	PART NO.	DESCRIPTION	Q' TY	REMARKS
1	34660-90J02	WATER PRESSURE GAUGE SUB KIT	1	
2	09352-50903-600	·HOSE (5X9X600)	1	L:600->160
3	09352-50903-600	·HOSE (5X9X600)	1	L:600->210
4	09367-06006	·3 WAY	1	
5	09401-08413	·CLIP	4	
6	18498-99EA0	·PROTECTOR (L:80)	1	
7	·CLAMP (L:248)	1		
8	17917-87L00	CONNECTOR, FLUSH WATER	1	

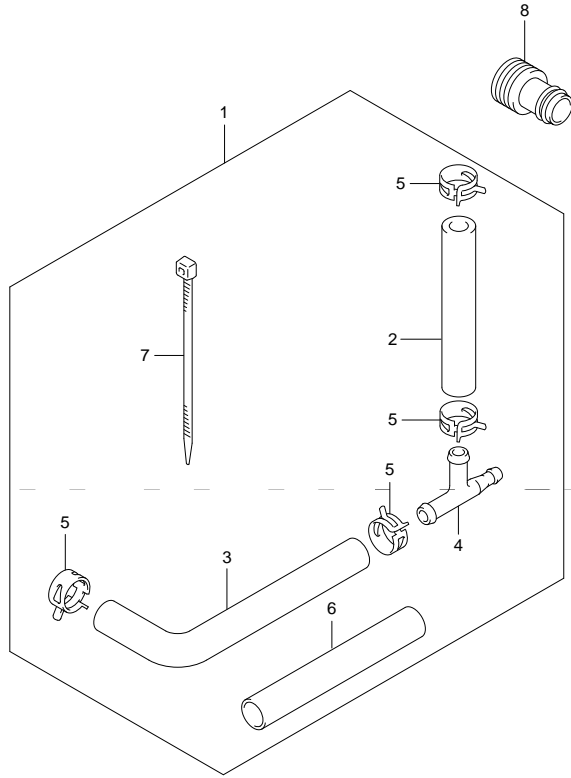


FIG.166

FIG.166 (2-E-5) OPT:WATER PRESSURE GAUGE SUB KIT (DF90ATH E01)

REF NO.	PART NO.	DESCRIPTION	Q'TY	REMARKS
1	34660-90J02	WATER PRESSURE GAUGE SUB KIT	1	
2	09352-50903-600	·HOSE (5X9X600)	1	L:600->160
3	09352-50903-600	·HOSE (5X9X600)	1	L:600->210
4	09367-06006	·3 WAY	1	
5	09401-08413	·CLIP	4	
6	18498-99EA0	·PROTECTOR (L:80)	1	
7	09407-25402	·CLAMP (L:248)	1	

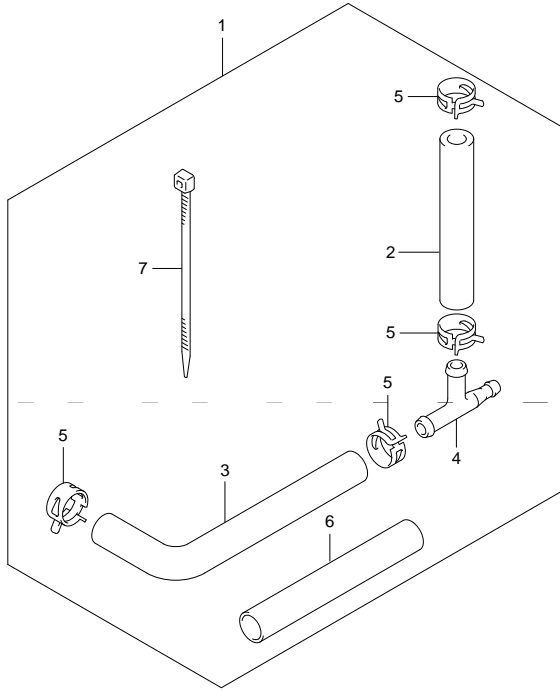


FIG.167

FIG.167 (2-E-6) OPT:WATER PRESSURE GAUGE SUB KIT (DF90ATH E40)

REF NO.	PART NO.	DESCRIPTION	Q' TY	REMARKS
1	34660-90J02	WATER PRESSURE GAUGE SUB KIT	1	
2	09352-50903-600	·HOSE (5X9X600)	1	L:600->160
3	09352-50903-600	·HOSE (5X9X600)	1	L:600->210
4	09367-06006	·3 WAY	1	
5	09401-08413	·CLIP	4	
6	18498-99EA0	·PROTECTOR (L:80)	1	
7	09407-25402	·CLAMP (L:248)	1	
8	17917-87L00	CONNECTOR, FLUSH WATER	1	

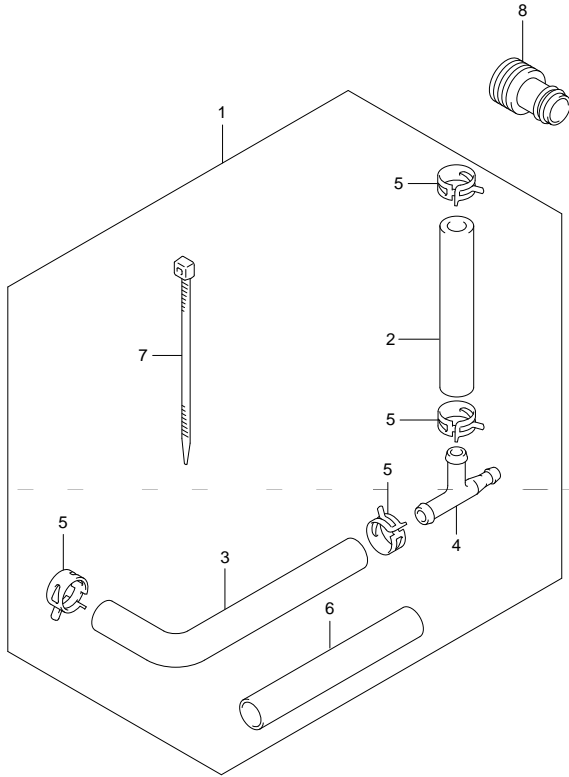


FIG.168

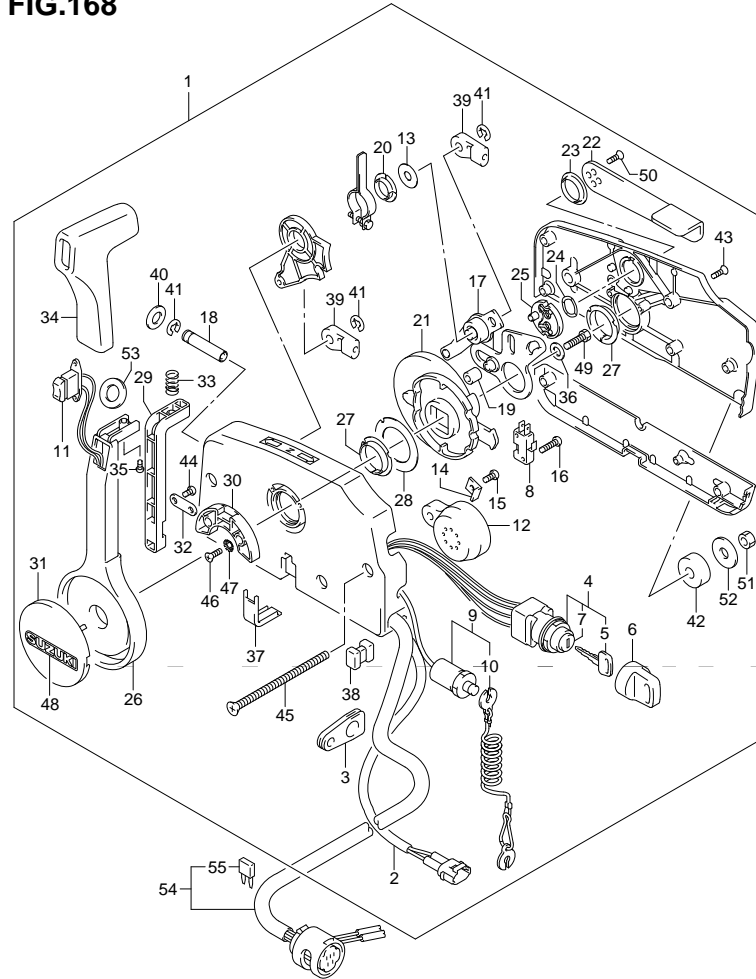


FIG.168 (2-E-7) OPT:REMOTE CONTROL

REF NO.	PART NO.	DESCRIPTION	QTY	REMARKS
1	67200-93J04	REMOTE CONTROL ASSY	1	
2	36646-93J01	·WIRE ASSY, PTT SW ADAPTER	1	
3	36628-92E00	·GROMMET, WIRE HARNESS	1	
4	37110-93J10	·SWITCH ASSY, IGNITION	1	
5-1	37141-99E00	··KEY (931)	2	
5-2	37141-99E10	··KEY (932)	2	
5-3	37141-99E20	··KEY (933)	2	
5-4	37141-99E30	··KEY (934)	2	
5-5	37141-99E40	··KEY (935)	2	
5-6	37141-99E50	··KEY (936)	2	
5-7	37141-99E60	··KEY (937)	2	
5-8	37141-99E70	··KEY (938)	2	
5-9	37141-99E80	··KEY (939)	2	
5-10	37141-99E90	··KEY (940)	2	
5-11	37141-99EA0	··KEY (941)	2	
5-12	37141-99EB0	··KEY (942)	2	
6	37143-99E00	··CAP, KEY	2	
7	37149-93J00	··CAP, CYLINDER BODY	1	
8	37721-93J90	·SWITCH, NEUTRAL	1	
9	37820-93J03	·SWITCH ASSY, EMERGENCY	1	
10	37823-92E01	··PLATE	1	
11	37850-90J05	·SWITCH ASSY, PTT	1	
12	38500-93J90	·BUZZER	1	
13	67212-95600	·WASHER	1	
14	67213-92E00	·BRACKET, BUZZER	1	
15	09125-05042	·SCREW (5X10)	1	
16	67296-92E10	·SCREW, NEUTRAL SW	2	
17	67220-95630	·PLATE ASSY	1	
18	67223-99E10	·KNOB, BRAKE ADJ	1	
19	67229-95600	·ROLLER	1	
20	67232-95600	·BUSH	1	
21	67238-87D00	·GEAR, DRIVE	1	
22	67241-99E10	·LEVER, FREE THROTTLE	1	
23	67243-95600	·BUSH	1	

FIG.168

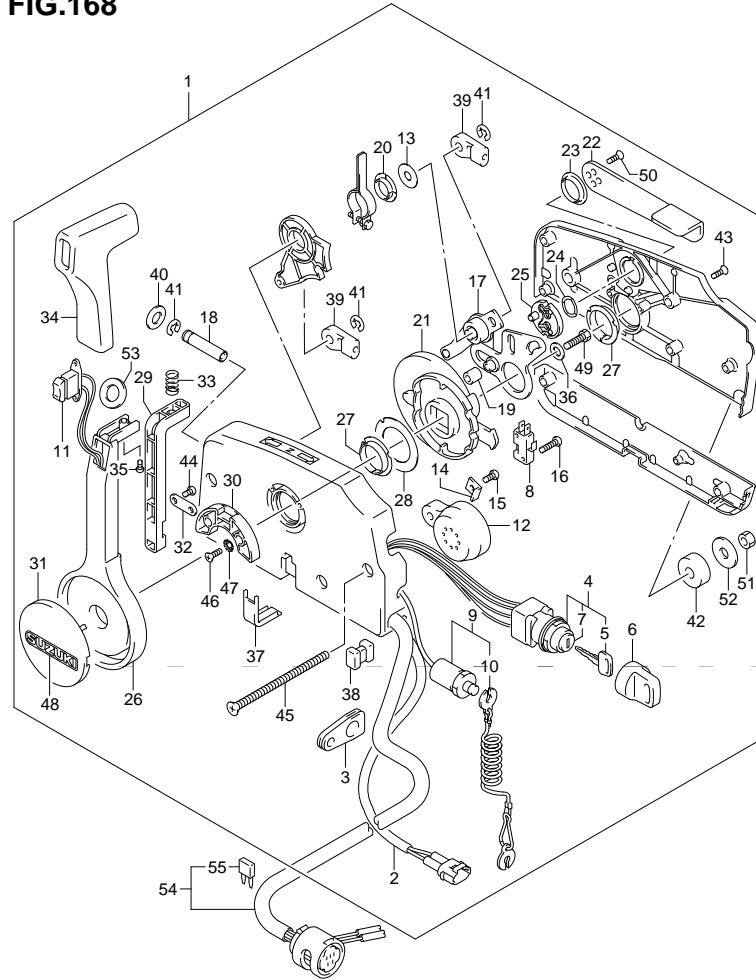


FIG.168 (2-E-8) OPT:REMOTE CONTROL

REF NO.	PART NO.	DESCRIPTION	Q'TY	REMARKS
24	67244-95600	·WASHER, WAVE	1	
25	67245-95600	·DRUM, FREE THROTTLE	1	
26	67251-99E10	·LEVER, HANDLE	1	
27	67252-95600	·BUSH	2	
28	67253-95600	·WASHER	1	
29	67255-99E00	·ARM, LOCK	1	
30	67256-95600	·HOLDER, NEUT LOCK	1	
31	67257-99E00	·CAP, LEVER	1	
32	67258-99E00	·BRACKET, LOCK ARM	1	
33	67259-87D00	·SPRING, NEUTRAL ARM	1	
34	67261-99E00	·GRIP	1	
35	67296-94310	·SCREW	1	
36	67264-95600	·WASHER	1	
37	67267-95610	·COVER, WIRE	1	
38	67273-95600	·SPACER	1	
39	67275-95600	·END, CABLE	2	
40	67288-92E00	·WASHER, BRAKE ADJ KNOB	1	
41	67292-94300	·E RING	3	
42	67294-95600	·SPACER	3	
43	67296-90J00	·SCREW	5	
44	67296-94300	·SCREW	2	
45	67296-95600	·SCREW	3	
46	67296-95610	·SCREW	2	
47	67297-95600	·WASHER	2	
48	68165-16B00-13L	·EMBLEM	1	
49	09100-08232	·BOLT (8X30)	1	
50	09126-05003	·SCREW (5X12)	2	
51	09140-06020	·NUT	3	
52	09160-06104	·WASHER (6.5X24X2)	3	
53	37859-90J00	·SPACER	1	
54-1	36620-93J02	WIRE ASSY, REMOTE CONTROL	1	
54-2	36620-93J52	WIRE ASSY, REMOTE CONTROL	1	
54-3	36620-93J62	WIRE ASSY, REMOTE CONTROL	1	
55	09481-10501	·FUSE (10A)	1	

FIG.169

FIG.169 (2-E-9) OPT:HARNESS (DF70A E01)

REF NO.	PART NO.	DESCRIPTION	Q'TY	REMARKS
1-1	36620-93J10	WIRE ASSY, REMOCON EXTENSION	1	L:2000
1-2	36620-93J40	WIRE ASSY, REMOCON EXTENSION	1	L:3000
2	36620-93J30	WIRE ASSY, REMOCON ADAPTER	1	L:2000
3	38500-93J00	BUZZER ASSY, WARNING	1	
4	36990-87D00	TERMINAL & SLEEVE SET	1	

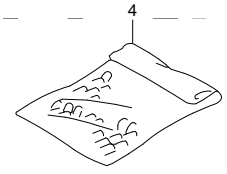
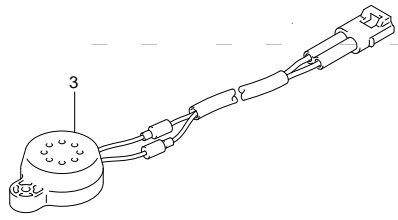
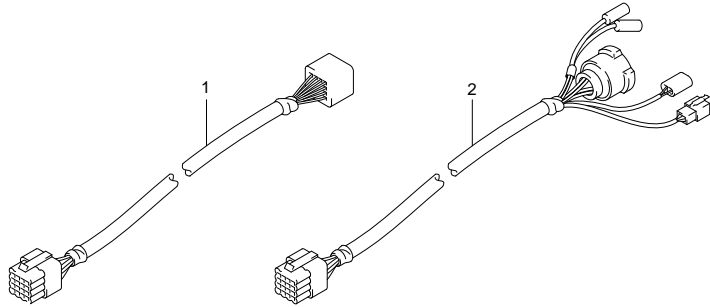


FIG.170

FIG.170 (2-E-10) OPT:HARNESS (DF70A E40)

REF NO.	PART NO.	DESCRIPTION	Q'TY	REMARKS
1-1	36620-93J10	WIRE ASSY, REMOCON EXTENSION	1	L:2000
1-2	36620-93J40	WIRE ASSY, REMOCON EXTENSION	1	L:3000
2	36620-93J30	WIRE ASSY, REMOCON ADAPTER	1	L:2000
3	38500-93J00	BUZZER ASSY, WARNING	1	
4	36990-87D00	TERMINAL & SLEEVE SET	1	

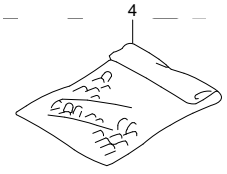
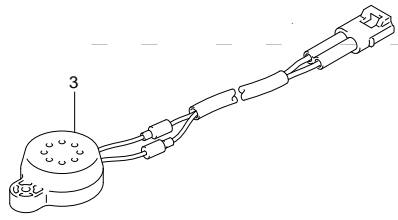
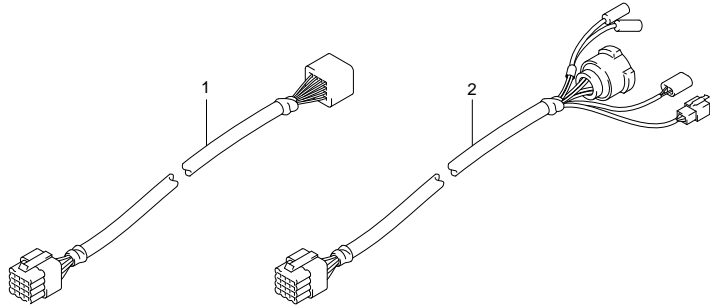


FIG.171

FIG.171 (2-E-11) OPT:HARNESS (DF70ATH E01)

REF NO.	PART NO.	DESCRIPTION	Q'TY	REMARKS
1	38500-93J00	BUZZER ASSY, WARNING	1	
2	36990-87D00	TERMINAL & SLEEVE SET	1	
3	36630-92E00	WIRE ASSY, INSTRUMENT	1	
4	36660-94480	WIRE, MONITOR GAUGE EXTENSION	1	
5	36682-92E00	WIRE, MONITOR GAUGE EXTENSION	1	

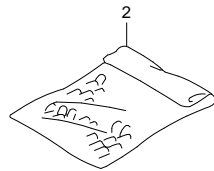
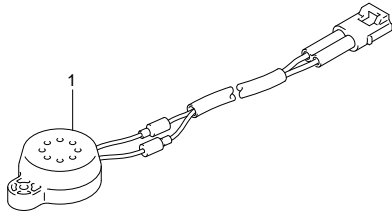
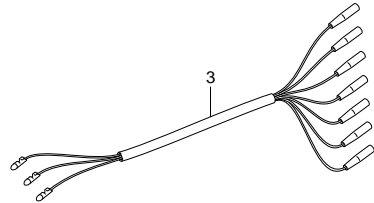
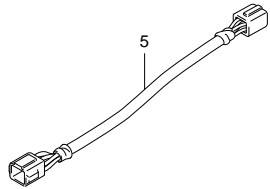
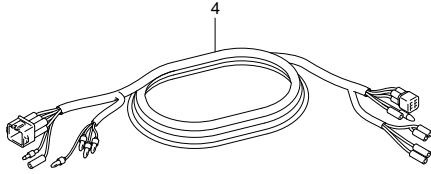


FIG.172

FIG.172 (2-E-12) OPT:HARNESS (DF70ATH E40)

REF NO.	PART NO.	DESCRIPTION	Q' TY	REMARKS
1	38500-93J00	BUZZER ASSY, WARNING	1	
2	36990-87D00	TERMINAL & SLEEVE SET	1	
3	36630-92E00	WIRE ASSY, INSTRUMENT	1	
4	36660-94480	WIRE, MONITOR GAUGE EXTENSION	1	
5	36682-92E00	WIRE, MONITOR GAUGE EXTENSION	1	

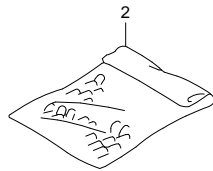
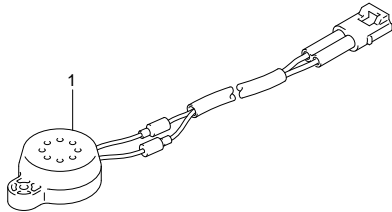
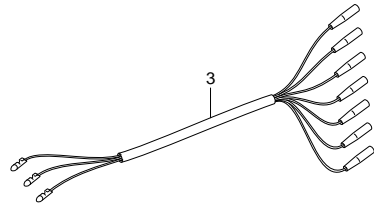
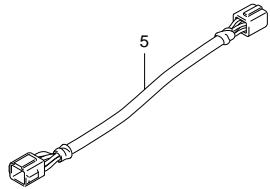
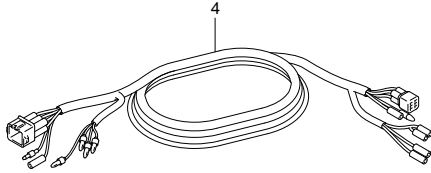


FIG.173

FIG.173 (2-E-13) OPT:HARNESS (DF80A E01)

REF NO.	PART NO.	DESCRIPTION	Q'TY	REMARKS
1-1	36620-93J10	WIRE ASSY, REMOCON EXTENSION	1	L:2000
1-2	36620-93J40	WIRE ASSY, REMOCON EXTENSION	1	L:3000
2	36620-93J30	WIRE ASSY, REMOCON ADAPTER	1	L:2000
3	38500-93J00	BUZZER ASSY, WARNING	1	
4	36990-87D00	TERMINAL & SLEEVE SET	1	

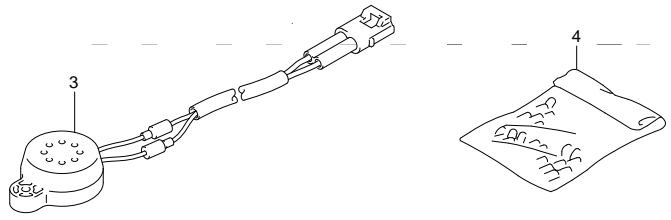
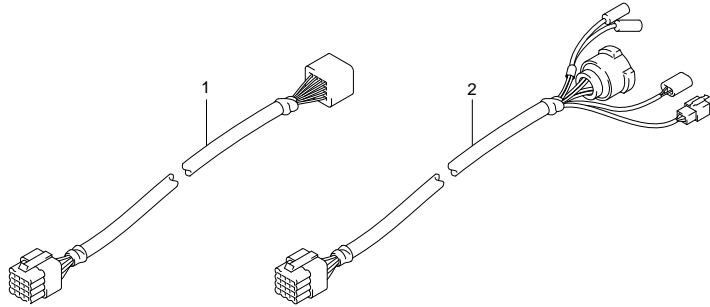


FIG.174

FIG.174 (2-E-14) OPT:HARNESS (DF80A E40)

REF NO.	PART NO.	DESCRIPTION	QTY	REMARKS
1-1	36620-93J10	WIRE ASSY, REMOCON EXTENSION	1	L:2000
1-2	36620-93J40	WIRE ASSY, REMOCON EXTENSION	1	L:3000
2	36620-93J30	WIRE ASSY, REMOCON ADAPTER	1	L:2000
3	38500-93J00	BUZZER ASSY, WARNING	1	
4	36990-87D00	TERMINAL & SLEEVE SET	1	

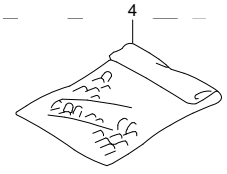
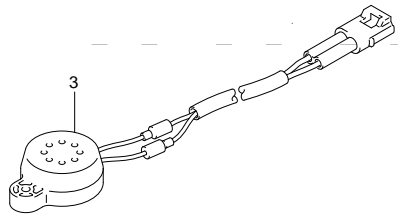
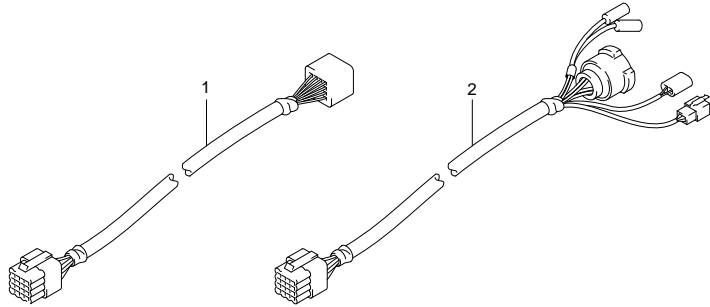


FIG.175

FIG.175 (2-E-15) OPT:HARNESS (DF90A E01)

REF NO.	PART NO.	DESCRIPTION	QTY	REMARKS
1-1	36620-93J10	WIRE ASSY, REMOCON EXTENSION	1	L:2000
1-2	36620-93J40	WIRE ASSY, REMOCON EXTENSION	1	L:3000
2	36620-93J30	WIRE ASSY, REMOCON ADAPTER	1	L:2000
3	38500-93J00	BUZZER ASSY, WARNING	1	
4	36990-87D00	TERMINAL & SLEEVE SET	1	

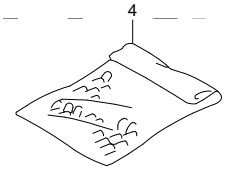
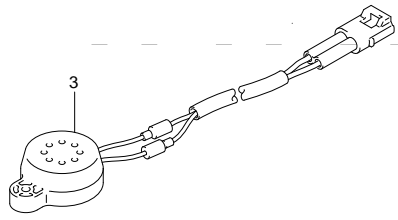
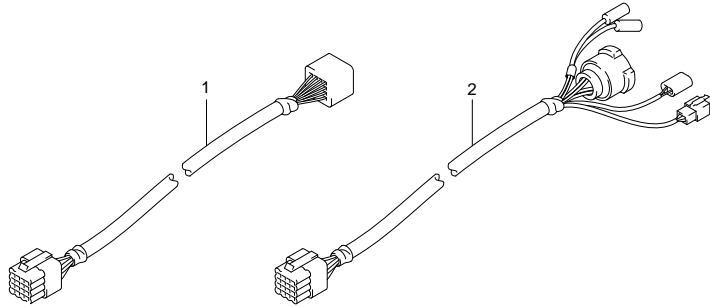


FIG.176

FIG.176 (2-F-2) OPT:HARNESS (DF90A E40)

REF NO.	PART NO.	DESCRIPTION	Q'TY	REMARKS
1-1	36620-93J10	WIRE ASSY, REMOCON EXTENSION	1	L:2000
1-2	36620-93J40	WIRE ASSY, REMOCON EXTENSION	1	L:3000
2	36620-93J30	WIRE ASSY, REMOCON ADAPTER	1	L:2000
3	38500-93J00	BUZZER ASSY, WARNING	1	
4	36990-87D00	TERMINAL & SLEEVE SET	1	

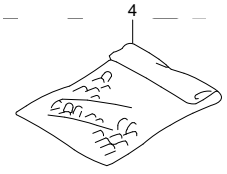
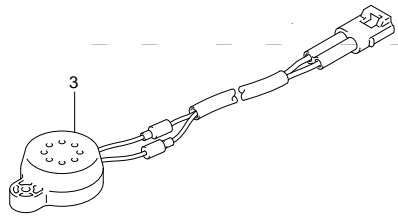
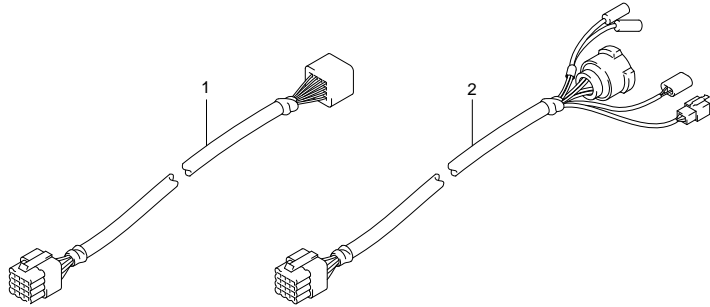


FIG.177

FIG.177 (2-F-3) OPT:HARNESS (DF90ATH E01)

REF NO.	PART NO.	DESCRIPTION	Q'TY	REMARKS
1	38500-93J00	BUZZER ASSY, WARNING	1	
2	36990-87D00	TERMINAL & SLEEVE SET	1	
3	36630-92E00	WIRE ASSY, INSTRUMENT	1	
4	36660-94480	WIRE, MONITOR GAUGE EXTENSION	1	
5	36682-92E00	WIRE, MONITOR GAUGE EXTENSION	1	

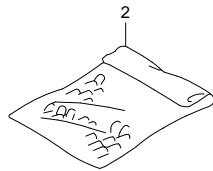
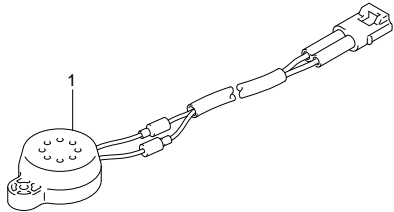
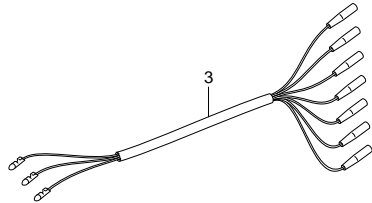
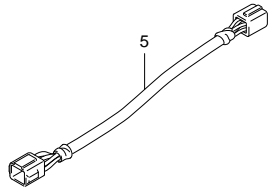
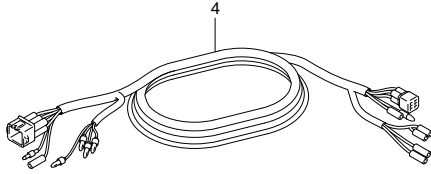


FIG.178

FIG.178 (2-F-4) OPT:HARNESS (DF90ATH E40)

REF NO.	PART NO.	DESCRIPTION	Q' TY	REMARKS
1	38500-93J00	BUZZER ASSY, WARNING	1	
2	36990-87D00	TERMINAL & SLEEVE SET	1	
3	36630-92E00	WIRE ASSY, INSTRUMENT	1	
4	36660-94480	WIRE, MONITOR GAUGE EXTENSION	1	
5	36682-92E00	WIRE, MONITOR GAUGE EXTENSION	1	

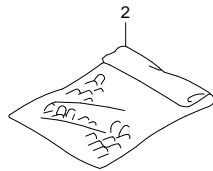
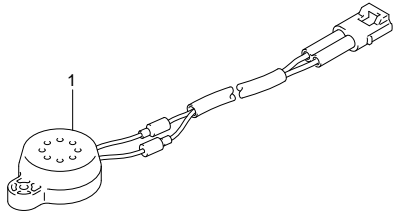
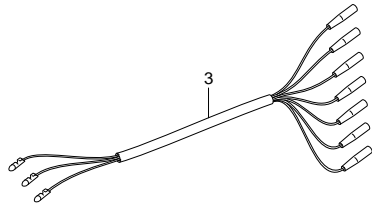
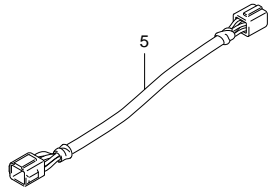
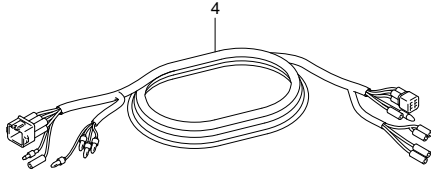


FIG.179

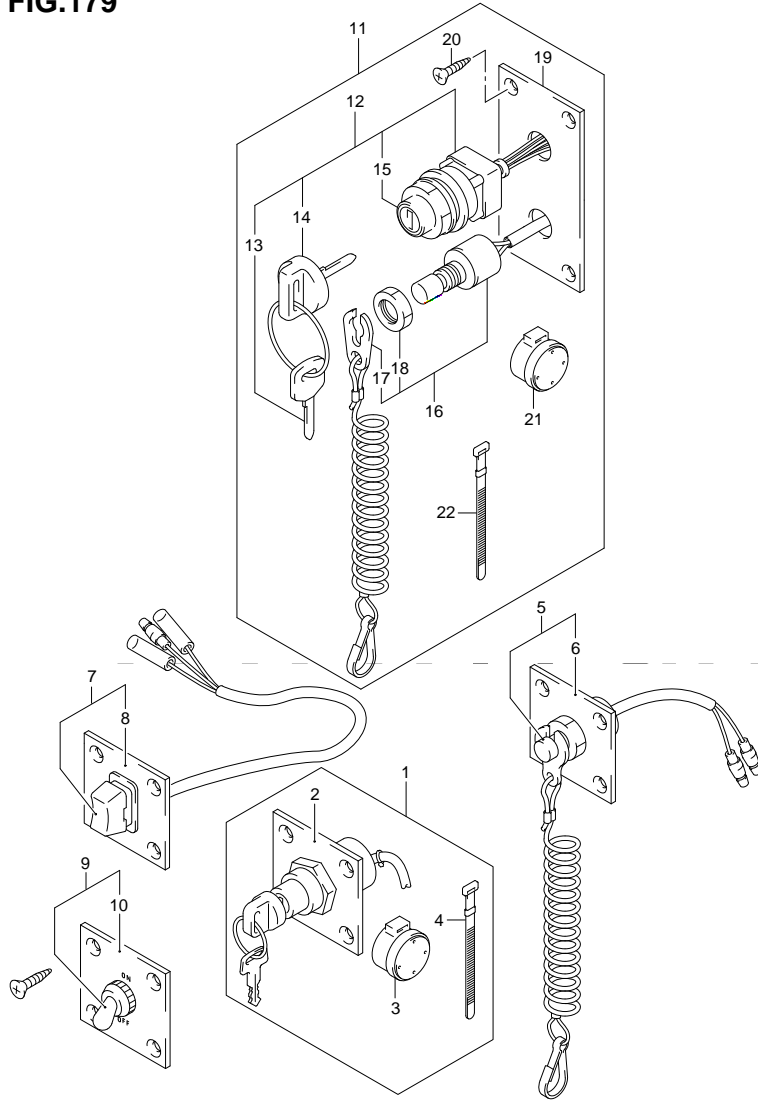


FIG.179 (2-F-5) OPT:SWITCH (DF70A E01)

REF NO.	PART NO.	DESCRIPTION	Q'TY	REMARKS
1	37100-96J00	PANEL ASSY, IGNITION SW	1	
2	37139-99E00	·PANEL, IGNITION SW	1	
3	38500-93J90	·BUZZER ASSY, WARNING	1	
4	09407-08401	·CLAMP (L:80)	1	
5	37803-93J03	PANEL ASSY, EMERGENCY SW	1	
6	37825-99E00	·PANEL, EMERGENCY SW	1	
7	37805-93J00	PANEL ASSY, PTT SW	1	
8	37855-99E00	·PANEL, PTT SW	1	
9	37210-93J00	PANEL ASSY, LIGHTING SW	1	
10	37212-93J00	·PANEL, LIGHTING SW	1	
11	37100-96J23	PANEL ASSY, ENGINE SW	1	
12	37110-93J00	·SWITCH ASSY, IGNITION	2	
13-1	37141-99E00	··KEY (931)	2	
13-2	37141-99E10	··KEY (932)	2	
13-3	37141-99E20	··KEY (933)	2	
13-4	37141-99E30	··KEY (934)	2	
13-5	37141-99E40	··KEY (935)	2	
13-6	37141-99E50	··KEY (936)	2	
13-7	37141-99E60	··KEY (937)	2	
13-8	37141-99E70	··KEY (938)	2	
13-9	37141-99E80	··KEY (939)	2	
13-10	37141-99E90	··KEY (940)	2	
13-11	37141-99EA0	··KEY (941)	2	
13-12	37141-99EB0	··KEY (942)	2	
14	37143-99E00	··CAP, KEY	2	
15	37149-93J00	··CAP, CYLINDER BODY	1	
16	37820-93J03	·SWITCH ASSY, EMERGENCY	1	
17	37823-92E01	··PLATE ASSY, EMERGENCY	1	
18	37826-92E00	··NUT	1	
19	37139-99E20	·PANEL	1	
20	03121-0516A	·SCREW	4	
21	38500-93J90	·BUZZER ASSY, WARNING	1	
22	09407-08401	·CLAMP (L:80)	1	

FIG.180

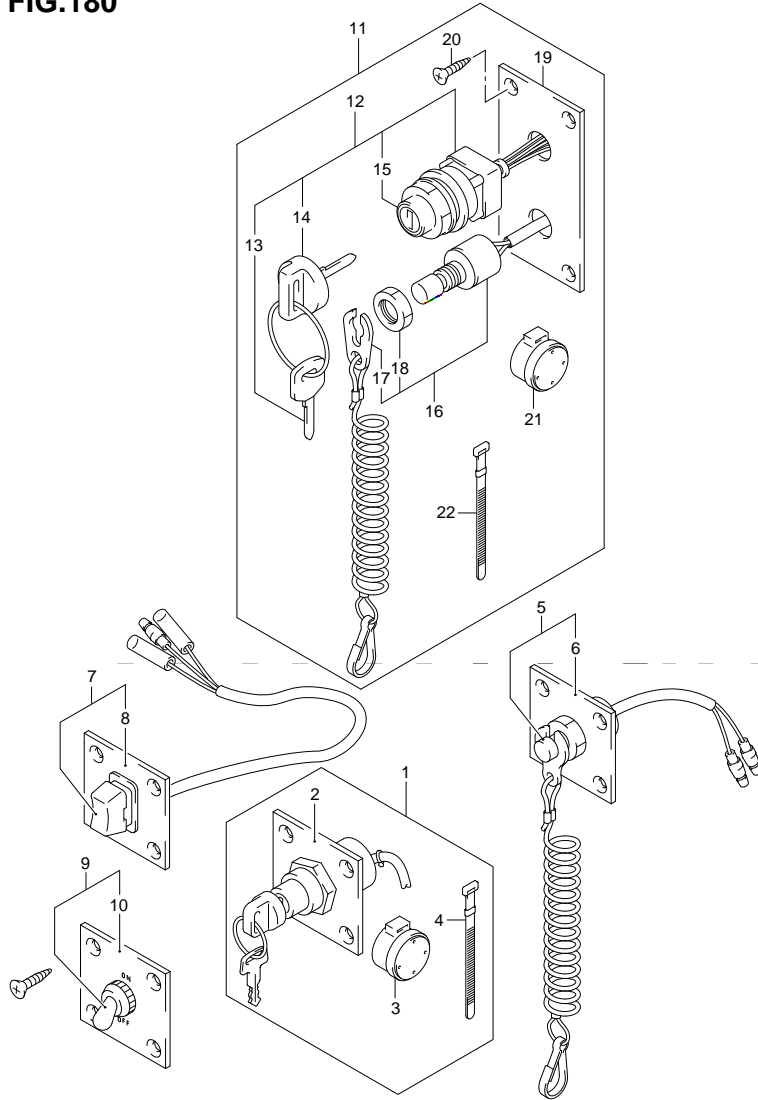


FIG.180 (2-F-6) OPT:SWITCH (DF70A E40)

REF NO.	PART NO.	DESCRIPTION	Q'TY	REMARKS
1	37100-96J00	PANEL ASSY, IGNITION SW	1	
2	37139-99E00	·PANEL, IGNITION SW	1	
3	38500-93J90	·BUZZER ASSY, WARNING	1	
4	09407-08401	·CLAMP (L:80)	1	
5	37803-93J03	PANEL ASSY, EMERGENCY SW	1	
6	37825-99E00	·PANEL, EMERGENCY SW	1	
7	37805-93J00	PANEL ASSY, PTT SW	1	
8	37855-99E00	·PANEL, PTT SW	1	
9	37210-93J00	PANEL ASSY, LIGHTING SW	1	
10	37212-93J00	·PANEL, LIGHTING SW	1	
11	37100-96J23	PANEL ASSY, ENGINE SW	1	
12	37110-93J00	·SWITCH ASSY, IGNITION	2	
13-1	37141-99E00	··KEY (931)	2	
13-2	37141-99E10	··KEY (932)	2	
13-3	37141-99E20	··KEY (933)	2	
13-4	37141-99E30	··KEY (934)	2	
13-5	37141-99E40	··KEY (935)	2	
13-6	37141-99E50	··KEY (936)	2	
13-7	37141-99E60	··KEY (937)	2	
13-8	37141-99E70	··KEY (938)	2	
13-9	37141-99E80	··KEY (939)	2	
13-10	37141-99E90	··KEY (940)	2	
13-11	37141-99EA0	··KEY (941)	2	
13-12	37141-99EB0	··KEY (942)	2	
14	37143-99E00	··CAP, KEY	2	
15	37149-93J00	··CAP, CYLINDER BODY	1	
16	37820-93J03	·SWITCH ASSY, EMERGENCY	1	
17	37823-92E01	··PLATE ASSY, EMERGENCY	1	
18	37826-92E00	··NUT	1	
19	37139-99E20	·PANEL	1	
20	03121-0516A	·SCREW	4	
21	38500-93J90	·BUZZER ASSY, WARNING	1	
22	09407-08401	·CLAMP (L:80)	1	

FIG.181

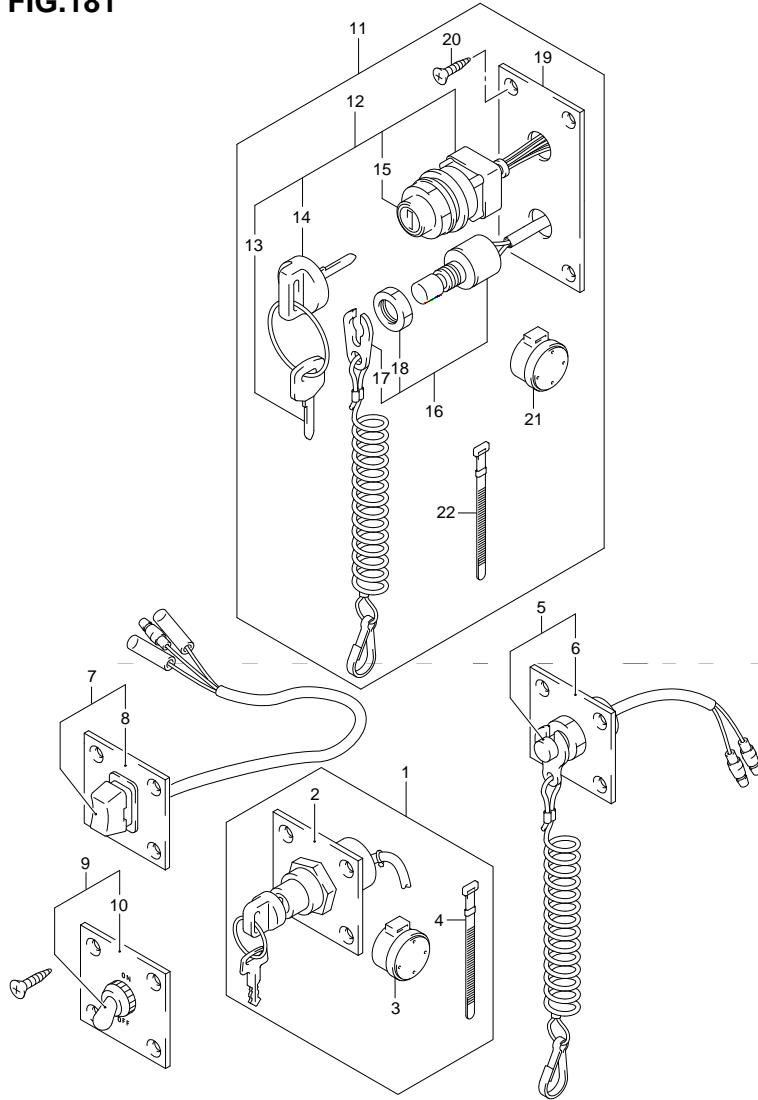


FIG.181 (2-F-7) OPT:SWITCH (DF80A E01)

REF NO.	PART NO.	DESCRIPTION	Q'TY	REMARKS
1	37100-96J00	PANEL ASSY, IGNITION SW	1	
2	37139-99E00	·PANEL, IGNITION SW	1	
3	38500-93J90	·BUZZER ASSY, WARNING	1	
4	09407-08401	·CLAMP (L:80)	1	
5	37803-93J03	PANEL ASSY, EMERGENCY SW	1	
6	37825-99E00	·PANEL, EMERGENCY SW	1	
7	37805-93J00	PANEL ASSY, PTT SW	1	
8	37855-99E00	·PANEL, PTT SW	1	
9	37210-93J00	PANEL ASSY, LIGHTING SW	1	
10	37212-93J00	·PANEL, LIGHTING SW	1	
11	37100-96J23	PANEL ASSY, ENGINE SW	1	
12	37110-93J00	·SWITCH ASSY, IGNITION	2	
13-1	37141-99E00	··KEY (931)	2	
13-2	37141-99E10	··KEY (932)	2	
13-3	37141-99E20	··KEY (933)	2	
13-4	37141-99E30	··KEY (934)	2	
13-5	37141-99E40	··KEY (935)	2	
13-6	37141-99E50	··KEY (936)	2	
13-7	37141-99E60	··KEY (937)	2	
13-8	37141-99E70	··KEY (938)	2	
13-9	37141-99E80	··KEY (939)	2	
13-10	37141-99E90	··KEY (940)	2	
13-11	37141-99EA0	··KEY (941)	2	
13-12	37141-99EB0	··KEY (942)	2	
14	37143-99E00	··CAP, KEY	2	
15	37149-93J00	··CAP, CYLINDER BODY	1	
16	37820-93J03	·SWITCH ASSY, EMERGENCY	1	
17	37823-92E01	··PLATE ASSY, EMERGENCY	1	
18	37826-92E00	··NUT	1	
19	37139-99E20	·PANEL	1	
20	03121-0516A	·SCREW	4	
21	38500-93J90	·BUZZER ASSY, WARNING	1	
22	09407-08401	·CLAMP (L:80)	1	

FIG.182

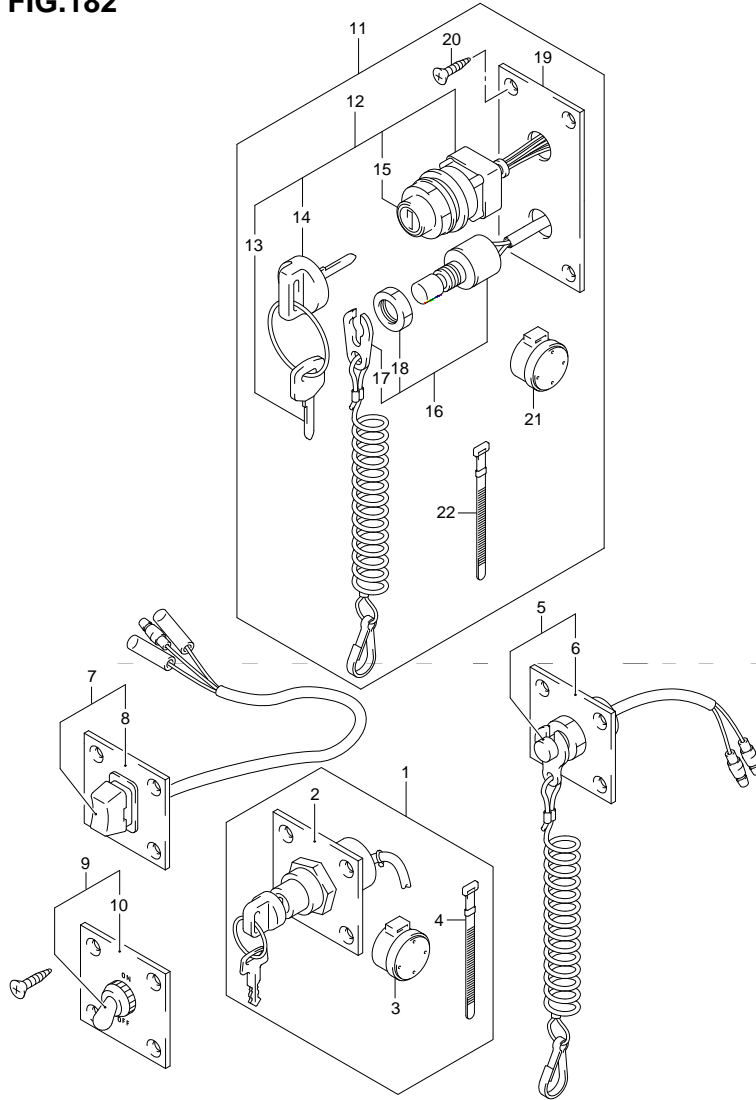


FIG.182 (2-F-8) OPT:SWITCH (DF80A E40)

REF NO.	PART NO.	DESCRIPTION	Q'TY	REMARKS
1	37100-96J00	PANEL ASSY, IGNITION SW	1	
2	37139-99E00	·PANEL, IGNITION SW	1	
3	38500-93J90	·BUZZER ASSY, WARNING	1	
4	09407-08401	·CLAMP (L:80)	1	
5	37803-93J03	PANEL ASSY, EMERGENCY SW	1	
6	37825-99E00	·PANEL, EMERGENCY SW	1	
7	37805-93J00	PANEL ASSY, PTT SW	1	
8	37855-99E00	·PANEL, PTT SW	1	
9	37210-93J00	PANEL ASSY, LIGHTING SW	1	
10	37212-93J00	·PANEL, LIGHTING SW	1	
11	37100-96J23	PANEL ASSY, ENGINE SW	1	
12	37110-93J00	·SWITCH ASSY, IGNITION	2	
13-1	37141-99E00	··KEY (931)	2	
13-2	37141-99E10	··KEY (932)	2	
13-3	37141-99E20	··KEY (933)	2	
13-4	37141-99E30	··KEY (934)	2	
13-5	37141-99E40	··KEY (935)	2	
13-6	37141-99E50	··KEY (936)	2	
13-7	37141-99E60	··KEY (937)	2	
13-8	37141-99E70	··KEY (938)	2	
13-9	37141-99E80	··KEY (939)	2	
13-10	37141-99E90	··KEY (940)	2	
13-11	37141-99EA0	··KEY (941)	2	
13-12	37141-99EB0	··KEY (942)	2	
14	37143-99E00	··CAP, KEY	2	
15	37149-93J00	··CAP, CYLINDER BODY	1	
16	37820-93J03	·SWITCH ASSY, EMERGENCY	1	
17	37823-92E01	··PLATE ASSY, EMERGENCY	1	
18	37826-92E00	··NUT	1	
19	37139-99E20	·PANEL	1	
20	03121-0516A	·SCREW	4	
21	38500-93J90	·BUZZER ASSY, WARNING	1	
22	09407-08401	·CLAMP (L:80)	1	

FIG.183

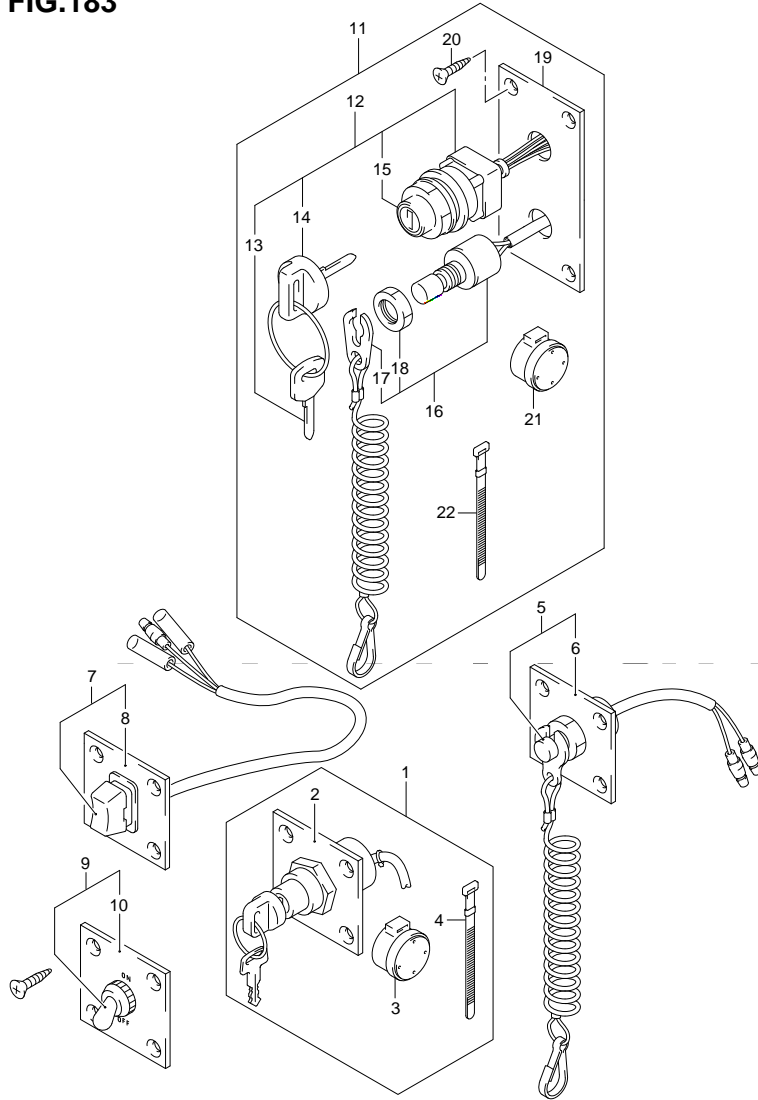


FIG.183 (2-F-9) OPT:SWITCH (DF90A E01)

REF NO.	PART NO.	DESCRIPTION	Q'TY	REMARKS
1	37100-96J00	PANEL ASSY, IGNITION SW	1	
2	37139-99E00	·PANEL, IGNITION SW	1	
3	38500-93J90	·BUZZER ASSY, WARNING	1	
4	09407-08401	·CLAMP (L:80)	1	
5	37803-93J03	PANEL ASSY, EMERGENCY SW	1	
6	37825-99E00	·PANEL, EMERGENCY SW	1	
7	37805-93J00	PANEL ASSY, PTT SW	1	
8	37855-99E00	·PANEL, PTT SW	1	
9	37210-93J00	PANEL ASSY, LIGHTING SW	1	
10	37212-93J00	·PANEL, LIGHTING SW	1	
11	37100-96J23	PANEL ASSY, ENGINE SW	1	
12	37110-93J00	·SWITCH ASSY, IGNITION	2	
13-1	37141-99E00	··KEY (931)	2	
13-2	37141-99E10	··KEY (932)	2	
13-3	37141-99E20	··KEY (933)	2	
13-4	37141-99E30	··KEY (934)	2	
13-5	37141-99E40	··KEY (935)	2	
13-6	37141-99E50	··KEY (936)	2	
13-7	37141-99E60	··KEY (937)	2	
13-8	37141-99E70	··KEY (938)	2	
13-9	37141-99E80	··KEY (939)	2	
13-10	37141-99E90	··KEY (940)	2	
13-11	37141-99EA0	··KEY (941)	2	
13-12	37141-99EB0	··KEY (942)	2	
14	37143-99E00	··CAP, KEY	2	
15	37149-93J00	··CAP, CYLINDER BODY	1	
16	37820-93J03	·SWITCH ASSY, EMERGENCY	1	
17	37823-92E01	··PLATE ASSY, EMERGENCY	1	
18	37826-92E00	··NUT	1	
19	37139-99E20	·PANEL	1	
20	03121-0516A	·SCREW	4	
21	38500-93J90	·BUZZER ASSY, WARNING	1	
22	09407-08401	·CLAMP (L:80)	1	

FIG.184

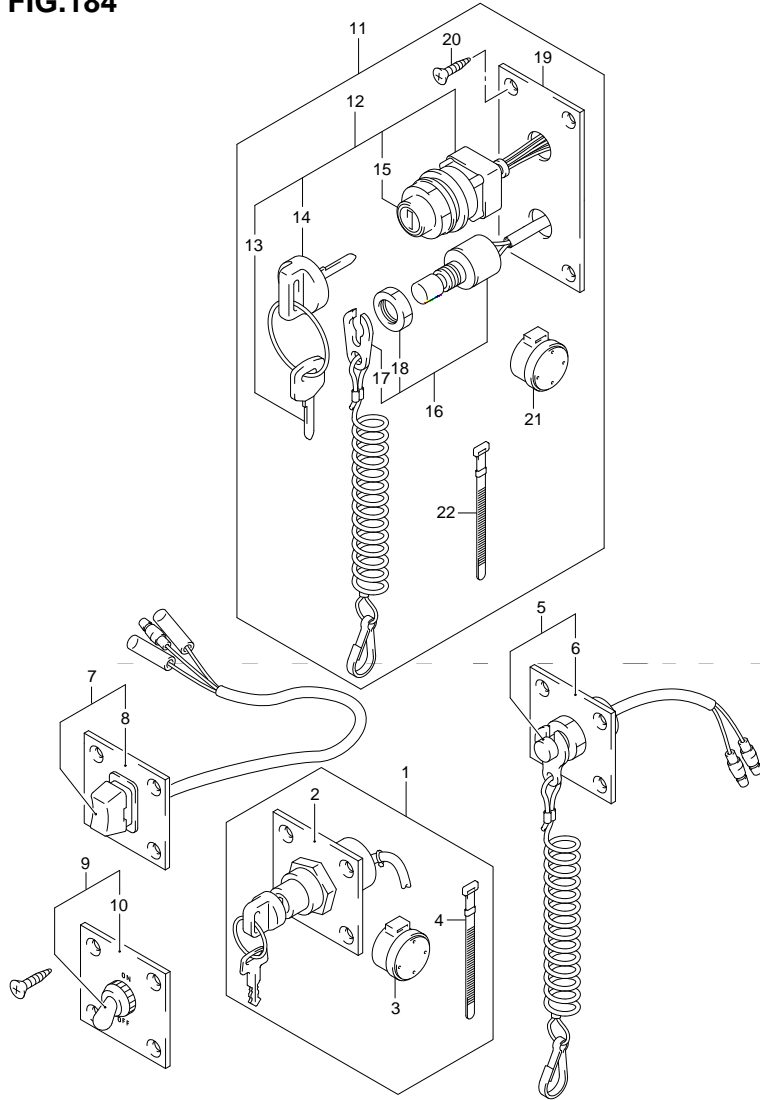


FIG.184 (2-F-10) OPT:SWITCH (DF90A E40)

REF NO.	PART NO.	DESCRIPTION	Q'TY	REMARKS
1	37100-96J00	PANEL ASSY, IGNITION SW	1	
2	37139-99E00	·PANEL, IGNITION SW	1	
3	38500-93J90	·BUZZER ASSY, WARNING	1	
4	09407-08401	·CLAMP (L:80)	1	
5	37803-93J03	PANEL ASSY, EMERGENCY SW	1	
6	37825-99E00	·PANEL, EMERGENCY SW	1	
7	37805-93J00	PANEL ASSY, PTT SW	1	
8	37855-99E00	·PANEL, PTT SW	1	
9	37210-93J00	PANEL ASSY, LIGHTING SW	1	
10	37212-93J00	·PANEL, LIGHTING SW	1	
11	37100-96J23	PANEL ASSY, ENGINE SW	1	
12	37110-93J00	·SWITCH ASSY, IGNITION	2	
13-1	37141-99E00	··KEY (931)	2	
13-2	37141-99E10	··KEY (932)	2	
13-3	37141-99E20	··KEY (933)	2	
13-4	37141-99E30	··KEY (934)	2	
13-5	37141-99E40	··KEY (935)	2	
13-6	37141-99E50	··KEY (936)	2	
13-7	37141-99E60	··KEY (937)	2	
13-8	37141-99E70	··KEY (938)	2	
13-9	37141-99E80	··KEY (939)	2	
13-10	37141-99E90	··KEY (940)	2	
13-11	37141-99EA0	··KEY (941)	2	
13-12	37141-99EB0	··KEY (942)	2	
14	37143-99E00	··CAP, KEY	2	
15	37149-93J00	··CAP, CYLINDER BODY	1	
16	37820-93J03	·SWITCH ASSY, EMERGENCY	1	
17	37823-92E01	··PLATE ASSY, EMERGENCY	1	
18	37826-92E00	··NUT	1	
19	37139-99E20	·PANEL	1	
20	03121-0516A	·SCREW	4	
21	38500-93J90	·BUZZER ASSY, WARNING	1	
22	09407-08401	·CLAMP (L:80)	1	

FIG.185

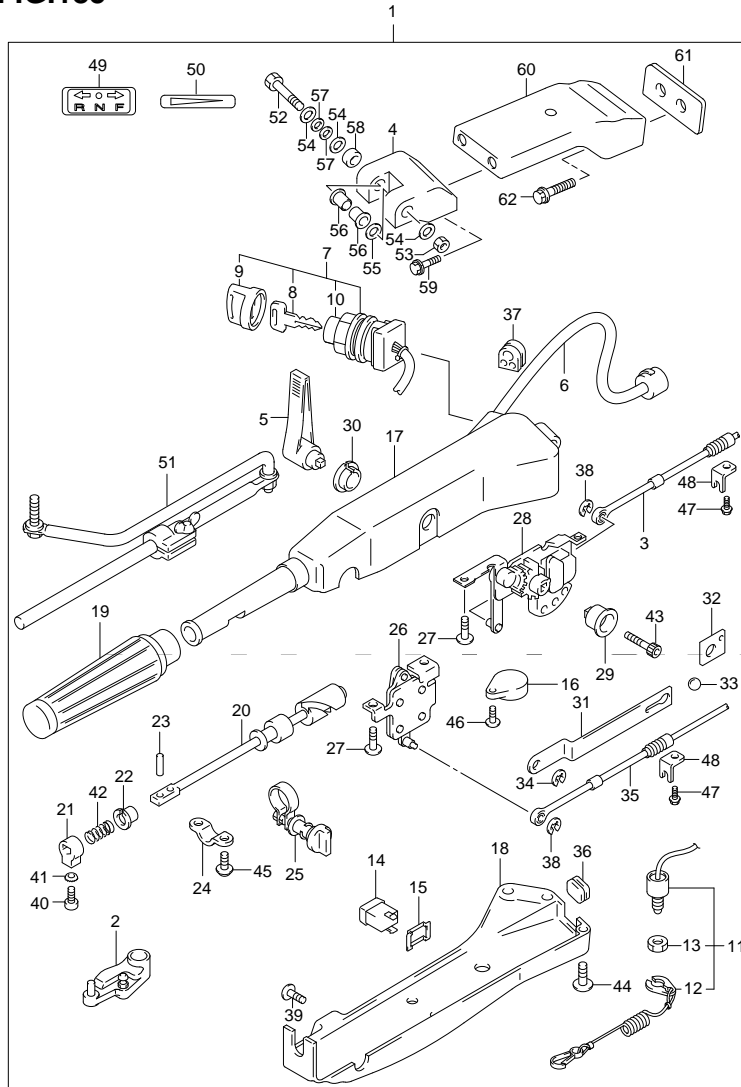


FIG.185 (2-F-11) OPT:TILLER HANDLE (DF70A E01)

REF NO.	PART NO.	DESCRIPTION	Q'TY	REMARKS
1	63002-87L02-0EP	TILLER HANDLE KIT	1	
2	19120-87L10	·LEVER, THROTTLE	1	
3	23230-90J00	·CABLE, SHIFT	1	
4	43761-87J11-0EP	·BRACKET, TILLER HANDLE	1	
5	21111-87J10-0EP	·LEVER, SHIFT	1	
6	36620-99E10	·WIRE, HANDLE	1	
7	37110-87J20	·SWITCH, IGNITION	1	
8-1	37141-99E00	·KEY (931)	1	
8-2	37141-99E10	·KEY (932)	1	
8-3	37141-99E20	·KEY (933)	1	
8-4	37141-99E30	·KEY (934)	1	
8-5	37141-99E40	·KEY (935)	1	
8-6	37141-99E50	·KEY (936)	1	
8-7	37141-99E60	·KEY (937)	1	
8-8	37141-99E70	·KEY (938)	1	
8-9	37141-99E80	·KEY (939)	1	
8-10	37141-99E90	·KEY (940)	1	
8-11	37141-99EA0	·KEY (941)	1	
8-12	37141-99EB0	·KEY (942)	1	
9	37143-99E00	·CAP, KEY	1	
10	37149-93J00	·CAP, CYLINDER BODY	1	
11	37820-87J02	·SWITCH, EMERGENCY	1	
12	37823-92E0T	·PLATE, LOCK	1	
13	37826-92E00	·NUT	1	
14	37850-87J00	·SWITCH ASSY, TRIM	1	
15	37852-87J00	·PLATE, PTT SWITCH	1	
16	38500-92X50	·BUZZER	1	
17	63111-87J10-0EP	·HOUSING, TILLER HANDLE	1	
18	63121-87J03	·COVER, UNDER	1	
19	63210-93E30	·GRIP	1	
20	63221-87J00	·SHAFT, THROTTLE	1	
21	63223-92D00	·STOPPER, HANDLE ROD	1	
22	63225-93200	·BUSH, HANDLE ROD	1	
23	63227-93200	·PIN, HANDLE ROD	1	

FIG.185

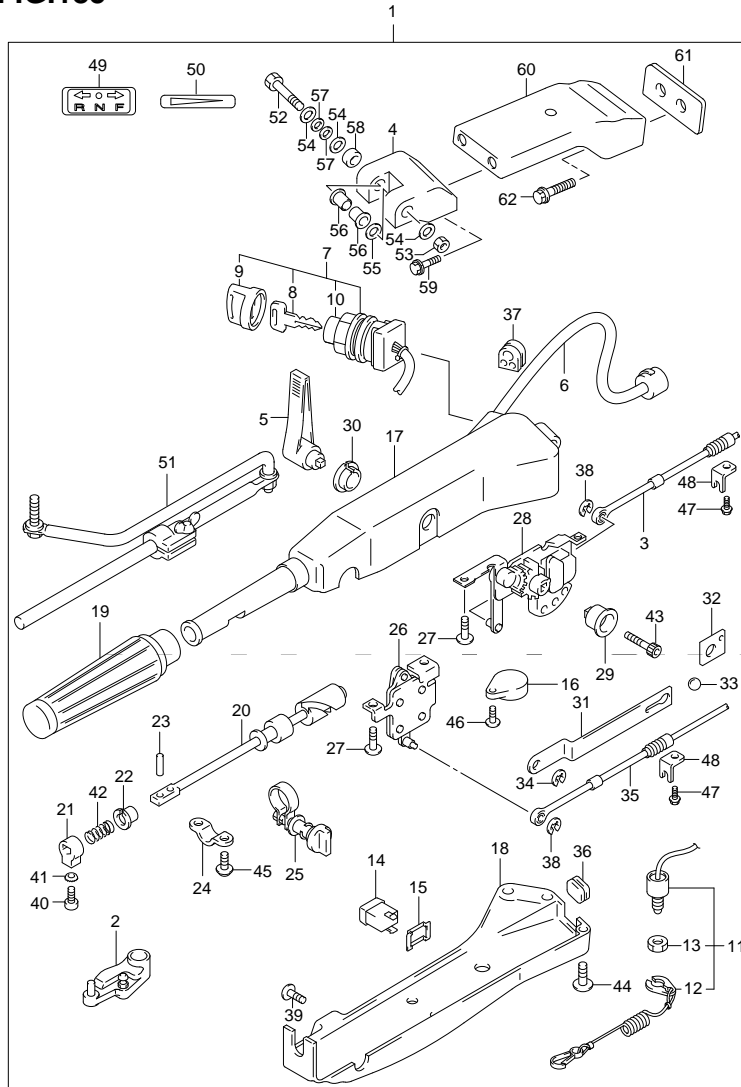


FIG.185 (2-F-12) OPT:TILLER HANDLE (DF70A E01)

REF NO.	PART NO.	DESCRIPTION	Q'TY	REMARKS
24	63235-87J00	·PLATE, THROTTLE SHAFT	1	
25	63240-87J00	·ADJUSTER, THROTTLE GRIP	1	
26	63250-87J01	·ARM, THROTTLE	1	
27	63251-87J00	·BOLT, SHIFT GEAR ASSY	4	
28	63260-87J02	·GEAR, SHIFT	1	
29	63261-87J00	·BUSH, SHIFT GEAR	1	
30	63262-87J00	·BUSH, SHIFT LEVER	1	
31	63271-87J00	·PLATE, LOCK	1	
32	63272-87J00	·PLATE, BALL GUIDE	1	
33	63273-87J00	·BALL	1	
34	63274-87J00	·E RING	1	
35	63610-87J00	·CABLE, THROTTLE	1	
36	63625-99E00	·GROMMET, THROTTLE CABLE	1	
37	63626-99E01	·GROMMET, HANDLE WIRE	1	
38	67292-87J00	·E RING	2	
39	09139-02003	·SCREW (2X6)	2	
40	09126-06015	·SCREW (6X23)	1	
41	09163-06001	·LOCK WASHER	1	
42	09440-12027	·SPRING	1	
43	09106-08099	·BOLT (8X50)	1	
44	09125-05047	·SCREW (5X14)	6	
45	09136-05008	·SCREW (5X12)	2	
46	02142-05207	·SCREW	1	
47	63611-87J00	·BOLT, CLAMP BRACKET	2	
48	63612-87J00	·BRACKET, CLAMP	2	
49	21131-96010	·MARK, CLUTCH SHIFT	1	
50	63215-93110	·MARK, HANDLE GRIP	1	
51	43770-99E03	·ADJUSTER, STEERING	1	
52	09100-10264	·BOLT (10X80)	1	
53	09159-10050	·NUT	1	
54	09160-10114	·WASHER (10.5X22X1.5)	3	
55	09160-10508	·WASHER (10.3X25X1.5)	1	
56	09306-10020	·BUSH	2	

FIG.185

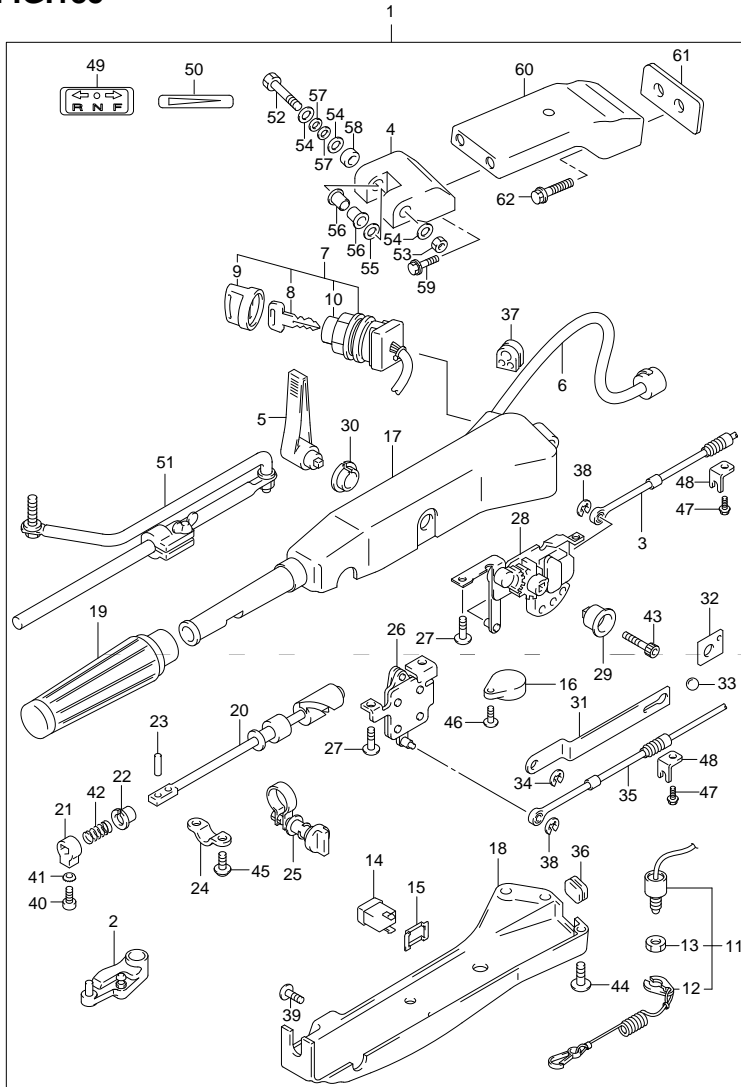


FIG.185 (2-F-13) OPT:TILLER HANDLE (DF70A E01)

REF NO.	PART NO.	DESCRIPTION	QTY	REMARKS
57	09164-10016	·WASHER	2	
58	43768-90J01	·SPACER, TILLER HANDLE	1	
59	09117-10058	·BOLT (10X45)	2	
60	43755-87L12-0EP	·EXTENSION, STRG BRACKET	1	
61	43776-87L00	·SPACER, STRG BRACKET	1	
62	09116-10150	·BOLT (10X55)	2	

FIG.186

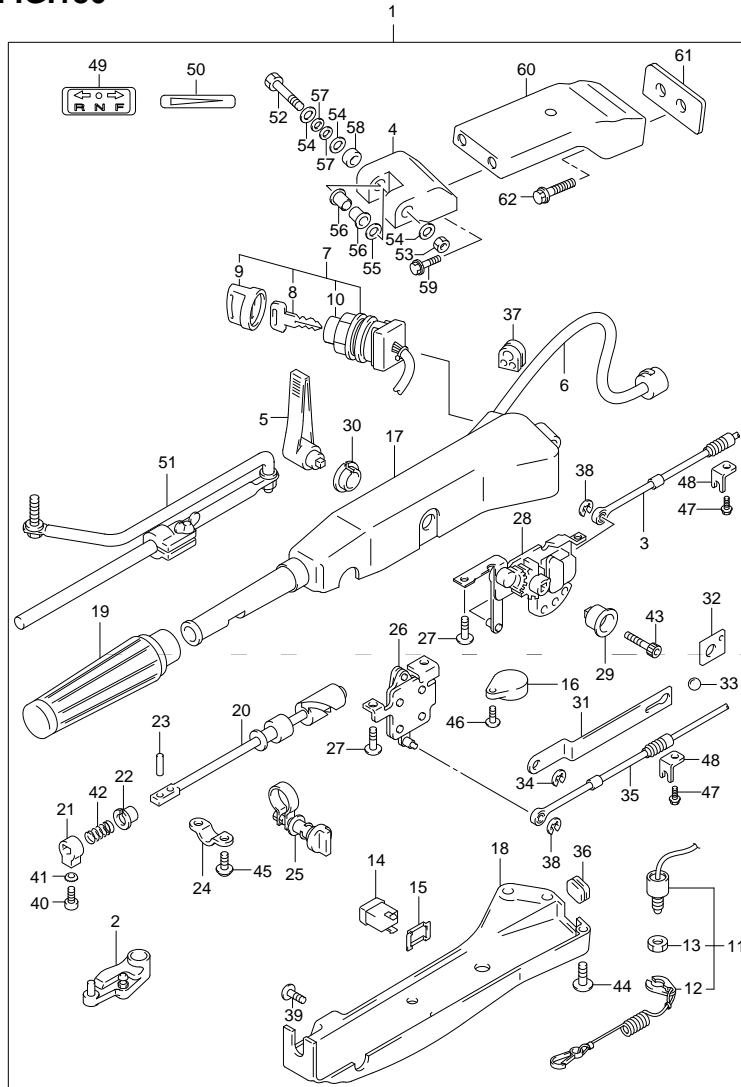


FIG.186 (2-F-14) OPT:TILLER HANDLE (DF70A F40)

REF NO.	PART NO.	DESCRIPTION	Q'TY	REMARKS
1	63002-87L02-0EP	TILLER HANDLE KIT	1	
2	19120-87L10	·LEVER, THROTTLE	1	
3	23230-90J00	·CABLE, SHIFT	1	
4	43761-87J11-0EP	·BRACKET, TILLER HANDLE	1	
5	21111-87J10-0EP	·LEVER, SHIFT	1	
6	36620-99E10	·WIRE, HANDLE	1	
7	37110-87J20	·SWITCH, IGNITION	1	
8-1	37141-99E00	·KEY (931)	1	
8-2	37141-99E10	·KEY (932)	1	
8-3	37141-99E20	·KEY (933)	1	
8-4	37141-99E30	·KEY (934)	1	
8-5	37141-99E40	·KEY (935)	1	
8-6	37141-99E50	·KEY (936)	1	
8-7	37141-99E60	·KEY (937)	1	
8-8	37141-99E70	·KEY (938)	1	
8-9	37141-99E80	·KEY (939)	1	
8-10	37141-99E90	·KEY (940)	1	
8-11	37141-99EA0	·KEY (941)	1	
8-12	37141-99EB0	·KEY (942)	1	
9	37143-99E00	·CAP, KEY	1	
10	37149-93J00	·CAP, CYLINDER BODY	1	
11	37820-87J02	·SWITCH, EMERGENCY	1	
12	37823-92E0T	·PLATE, LOCK	1	
13	37826-92E00	·NUT	1	
14	37850-87J00	·SWITCH ASSY, TRIM	1	
15	37852-87J00	·PLATE, PTT SWITCH	1	
16	38500-92X50	·BUZZER	1	
17	63111-87J10-0EP	·HOUSING, TILLER HANDLE	1	
18	63121-87J03	·COVER, UNDER	1	
19	63210-93E30	·GRIP	1	
20	63221-87J00	·SHAFT, THROTTLE	1	
21	63223-92D00	·STOPPER, HANDLE ROD	1	
22	63225-93200	·BUSH, HANDLE ROD	1	
23	63227-93200	·PIN, HANDLE ROD	1	

FIG.186

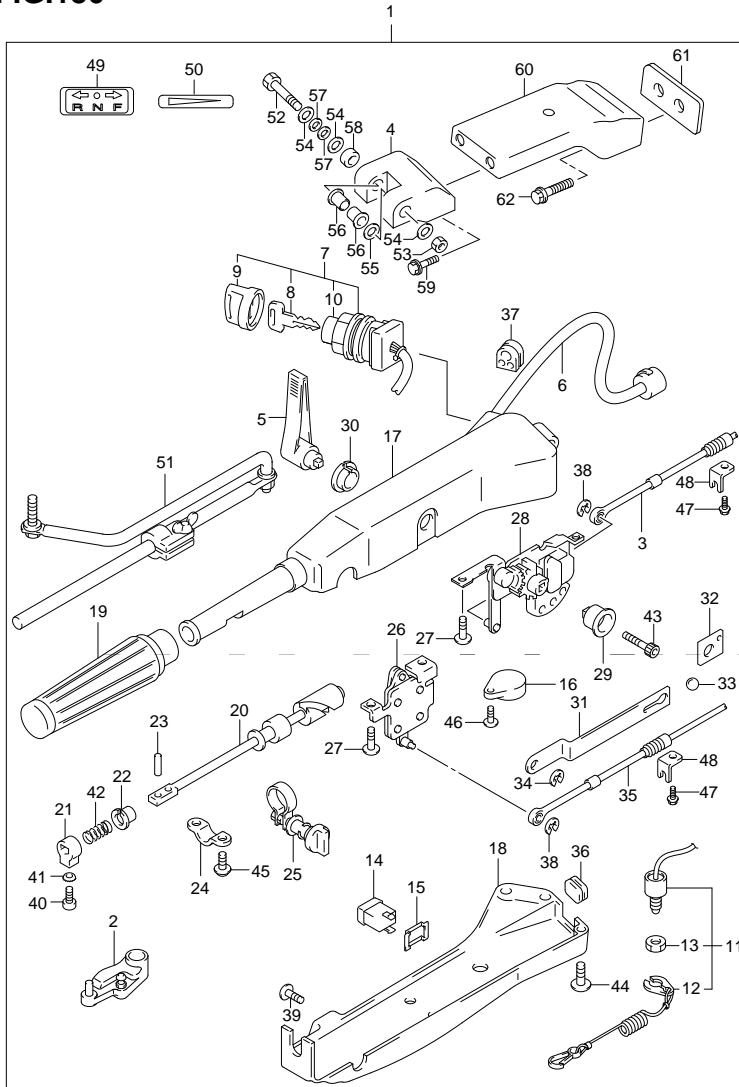


FIG.186 (2-F-15) OPT:TILLER HANDLE (DF70A F40)

REF NO.	PART NO.	DESCRIPTION	Q'TY	REMARKS
24	63235-87J00	·PLATE, THROTTLE SHAFT	1	
25	63240-87J00	·ADJUSTER, THROTTLE GRIP	1	
26	63250-87J01	·ARM, THROTTLE	1	
27	63251-87J00	·BOLT, SHIFT GEAR ASSY	4	
28	63260-87J02	·GEAR, SHIFT	1	
29	63261-87J00	·BUSH, SHIFT GEAR	1	
30	63262-87J00	·BUSH, SHIFT LEVER	1	
31	63271-87J00	·PLATE, LOCK	1	
32	63272-87J00	·PLATE, BALL GUIDE	1	
33	63273-87J00	·BALL	1	
34	63274-87J00	·E RING	1	
35	63610-87J00	·CABLE, THROTTLE	1	
36	63625-99E00	·GROMMET, THROTTLE CABLE	1	
37	63626-99E01	·GROMMET, HANDLE WIRE	1	
38	67292-87J00	·E RING	2	
39	09139-02003	·SCREW (2X6)	2	
40	09126-06015	·SCREW (6X23)	1	
41	09163-06001	·LOCK WASHER	1	
42	09440-12027	·SPRING	1	
43	09106-08099	·BOLT (8X50)	1	
44	09125-05047	·SCREW (5X14)	6	
45	09136-05008	·SCREW (5X12)	2	
46	02142-05207	·SCREW	1	
47	63611-87J00	·BOLT, CLAMP BRACKET	2	
48	63612-87J00	·BRACKET, CLAMP	2	
49	21131-96010	·MARK, CLUTCH SHIFT	1	
50	63215-93110	·MARK, HANDLE GRIP	1	
51	43770-99E03	·ADJUSTER, STEERING	1	
52	09100-10264	·BOLT (10X80)	1	
53	09159-10050	·NUT	1	
54	09160-10114	·WASHER (10.5X22X1.5)	3	
55	09160-10508	·WASHER (10.3X25X1.5)	1	
56	09306-10020	·BUSH	2	

FIG.186

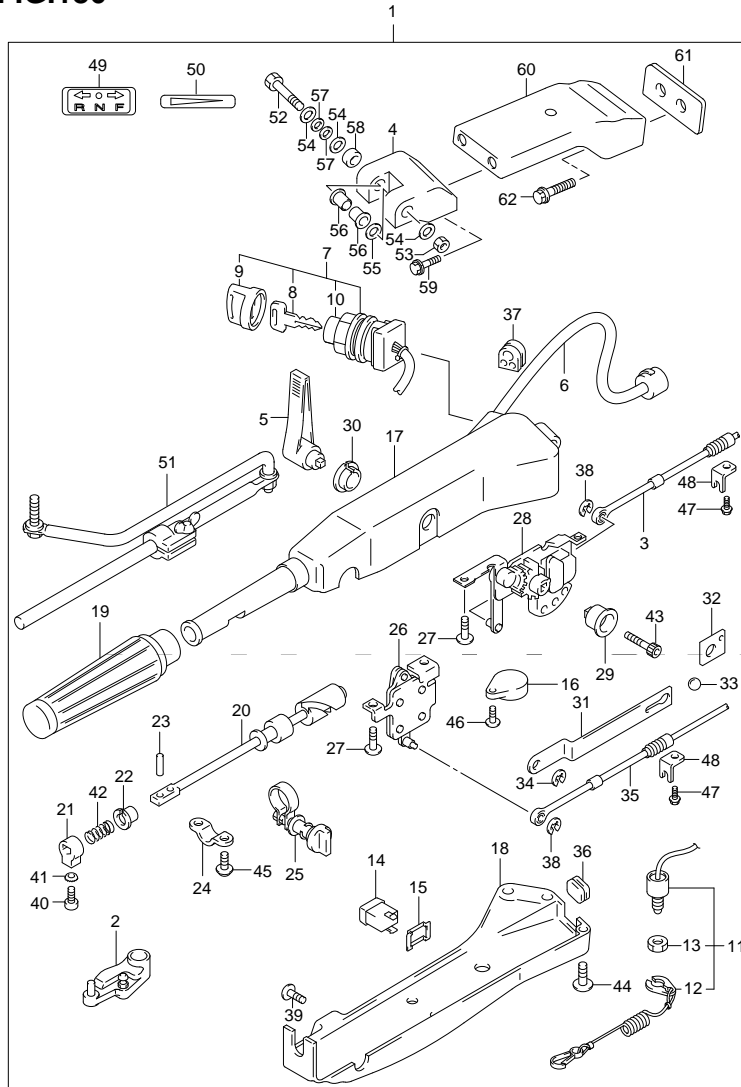


FIG.186 (2-G-2) OPT:TILLER HANDLE (DF70A E40)

REF NO.	PART NO.	DESCRIPTION	QTY	REMARKS
57	09164-10016	·WASHER	2	
58	43768-90J01	·SPACER, TILLER HANDLE	1	
59	09117-10058	·BOLT (10X45)	2	
60	43755-87L12-0EP	·EXTENSION, STRG BRACKET	1	
61	43776-87L00	·SPACER, STRG BRACKET	1	
62	09116-10150	·BOLT (10X55)	2	

FIG.187

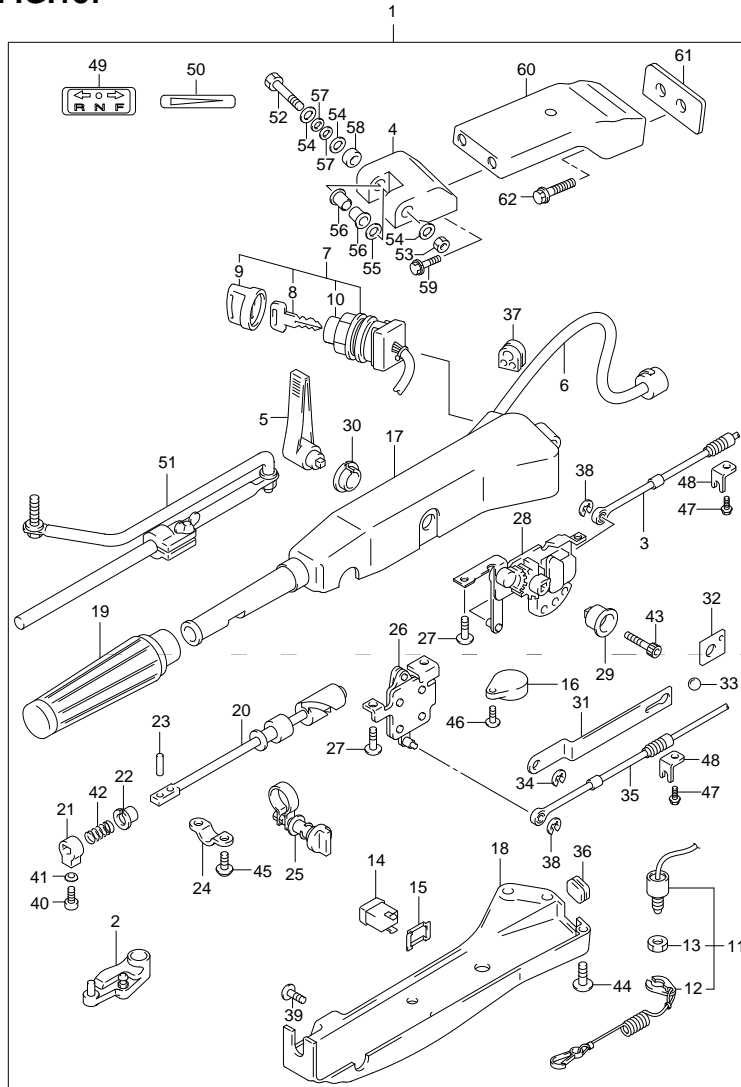


FIG.187 (2-G-3) OPT:TILLER HANDLE (DF80A E01)

REF NO.	PART NO.	DESCRIPTION	Q'TY	REMARKS
1	63002-87L02-0EP	TILLER HANDLE KIT	1	
2	19120-87L10	·LEVER, THROTTLE	1	
3	23230-90J00	·CABLE, SHIFT	1	
4	43761-87J11-0EP	·BRACKET, TILLER HANDLE	1	
5	21111-87J10-0EP	·LEVER, SHIFT	1	
6	36620-99E10	·WIRE, HANDLE	1	
7	37110-87J20	·SWITCH, IGNITION	1	
8-1	37141-99E00	·KEY (931)	1	
8-2	37141-99E10	·KEY (932)	1	
8-3	37141-99E20	·KEY (933)	1	
8-4	37141-99E30	·KEY (934)	1	
8-5	37141-99E40	·KEY (935)	1	
8-6	37141-99E50	·KEY (936)	1	
8-7	37141-99E60	·KEY (937)	1	
8-8	37141-99E70	·KEY (938)	1	
8-9	37141-99E80	·KEY (939)	1	
8-10	37141-99E90	·KEY (940)	1	
8-11	37141-99EA0	·KEY (941)	1	
8-12	37141-99EB0	·KEY (942)	1	
9	37143-99E00	·CAP, KEY	1	
10	37149-93J00	·CAP, CYLINDER BODY	1	
11	37820-87J02	·SWITCH, EMERGENCY	1	
12	37823-92E0T	·PLATE, LOCK	1	
13	37826-92E00	·NUT	1	
14	37850-87J00	·SWITCH ASSY, TRIM	1	
15	37852-87J00	·PLATE, PTT SWITCH	1	
16	38500-92X50	·BUZZER	1	
17	63111-87J10-0EP	·HOUSING, TILLER HANDLE	1	
18	63121-87J03	·COVER, UNDER	1	
19	63210-93E30	·GRIP	1	
20	63221-87J00	·SHAFT, THROTTLE	1	
21	63223-92D00	·STOPPER, HANDLE ROD	1	
22	63225-93200	·BUSH, HANDLE ROD	1	
23	63227-93200	·PIN, HANDLE ROD	1	

FIG.187

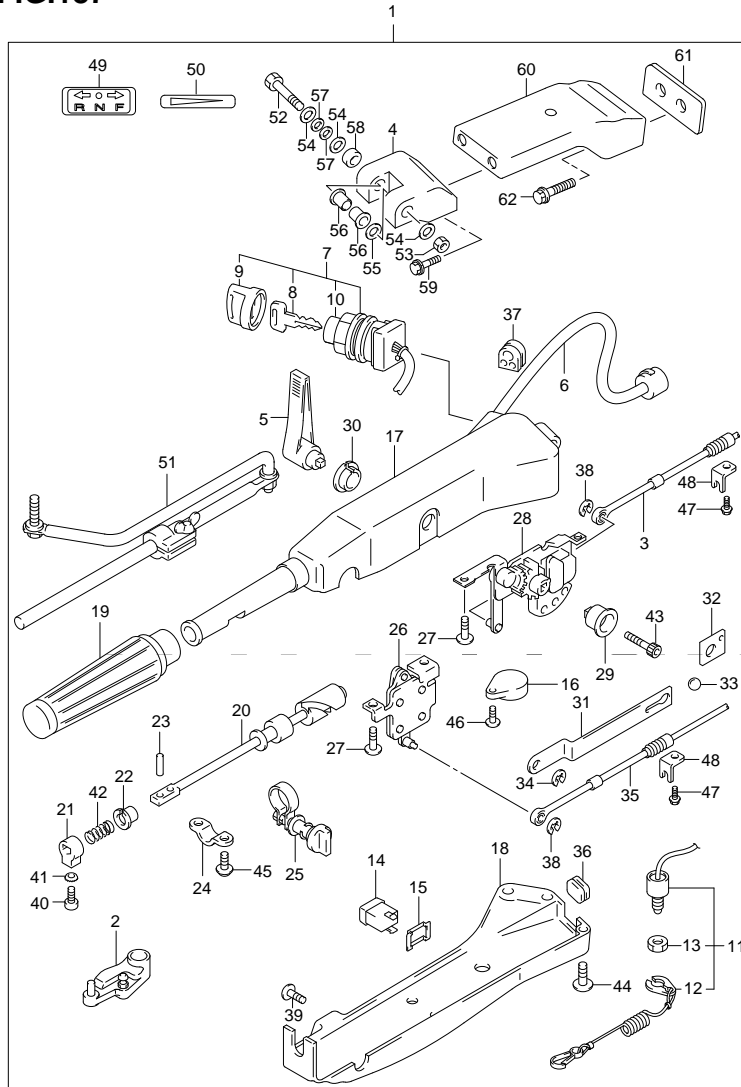


FIG.187 (2-G-4) OPT:TILLER HANDLE (DF80A E01)

REF NO.	PART NO.	DESCRIPTION	Q'TY	REMARKS
24	63235-87J00	·PLATE, THROTTLE SHAFT	1	
25	63240-87J00	·ADJUSTER, THROTTLE GRIP	1	
26	63250-87J01	·ARM, THROTTLE	1	
27	63251-87J00	·BOLT, SHIFT GEAR ASSY	4	
28	63260-87J02	·GEAR, SHIFT	1	
29	63261-87J00	·BUSH, SHIFT GEAR	1	
30	63262-87J00	·BUSH, SHIFT LEVER	1	
31	63271-87J00	·PLATE, LOCK	1	
32	63272-87J00	·PLATE, BALL GUIDE	1	
33	63273-87J00	·BALL	1	
34	63274-87J00	·E RING	1	
35	63610-87J00	·CABLE, THROTTLE	1	
36	63625-99E00	·GROMMET, THROTTLE CABLE	1	
37	63626-99E01	·GROMMET, HANDLE WIRE	1	
38	67292-87J00	·E RING	2	
39	09139-02003	·SCREW (2X6)	2	
40	09126-06015	·SCREW (6X23)	1	
41	09163-06001	·LOCK WASHER	1	
42	09440-12027	·SPRING	1	
43	09106-08099	·BOLT (8X50)	1	
44	09125-05047	·SCREW (5X14)	6	
45	09136-05008	·SCREW (5X12)	2	
46	02142-05207	·SCREW	1	
47	63611-87J00	·BOLT, CLAMP BRACKET	2	
48	63612-87J00	·BRACKET, CLAMP	2	
49	21131-96010	·MARK, CLUTCH SHIFT	1	
50	63215-93110	·MARK, HANDLE GRIP	1	
51	43770-99E03	·ADJUSTER, STEERING	1	
52	09100-10264	·BOLT (10X80)	1	
53	09159-10050	·NUT	1	
54	09160-10114	·WASHER (10.5X22X1.5)	3	
55	09160-10508	·WASHER (10.3X25X1.5)	1	
56	09306-10020	·BUSH	2	

FIG.187

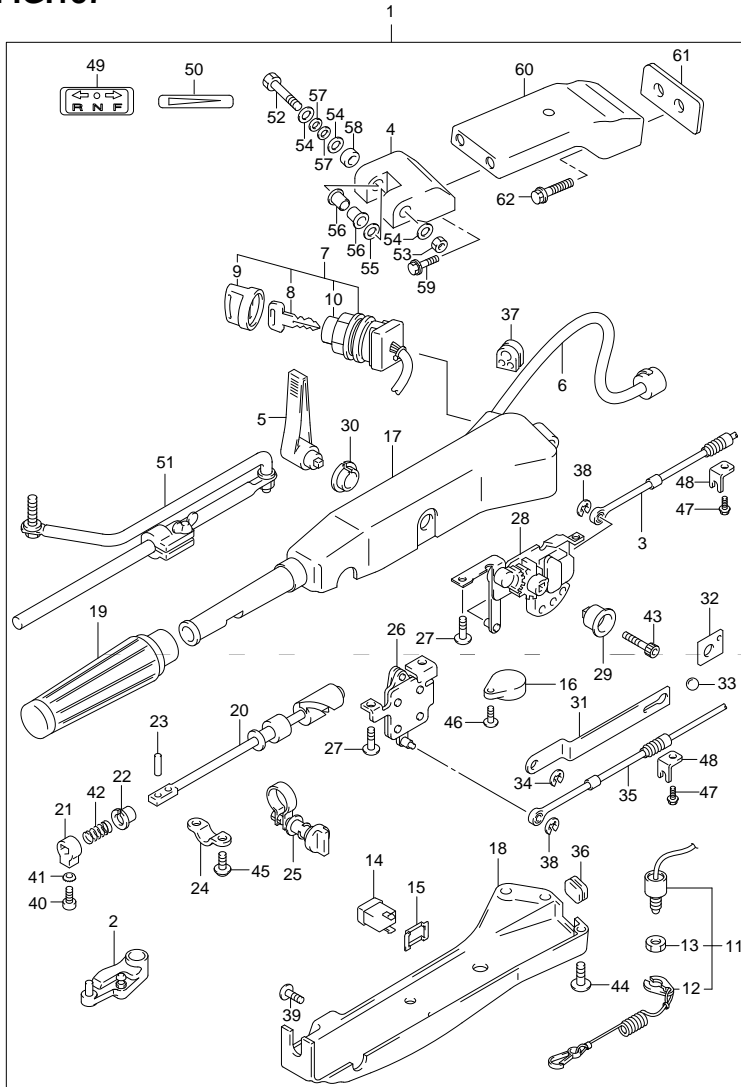


FIG.187 (2-G-5) OPT:TILLER HANDLE (DF80A E01)

REF NO.	PART NO.	DESCRIPTION	QTY	REMARKS
57	09164-10016	·WASHER	2	
58	43768-90J01	·SPACER, TILLER HANDLE	1	
59	09117-10058	·BOLT (10X45)	2	
60	43755-87L12-0EP	·EXTENSION, STRG BRACKET	1	
61	43776-87L00	·SPACER, STRG BRACKET	1	
62	09116-10150	·BOLT (10X55)	2	

FIG.188

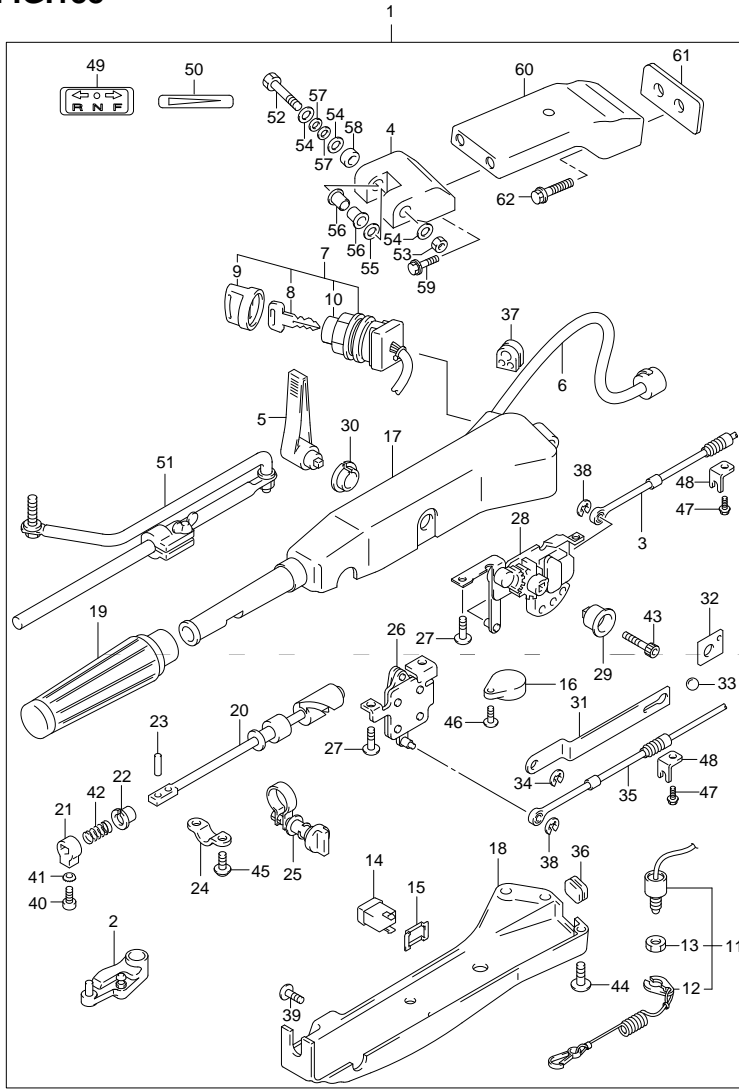


FIG.188 (2-G-6) OPT:TILLER HANDLE (DF80A E40)

REF NO.	PART NO.	DESCRIPTION	Q'TY	REMARKS
1	63002-87L02-0EP	TILLER HANDLE KIT	1	
2	19120-87L10	·LEVER, THROTTLE	1	
3	23230-90J00	·CABLE, SHIFT	1	
4	43761-87J11-0EP	·BRACKET, TILLER HANDLE	1	
5	21111-87J10-0EP	·LEVER, SHIFT	1	
6	36620-99E10	·WIRE, HANDLE	1	
7	37110-87J20	·SWITCH, IGNITION	1	
8-1	37141-99E00	·KEY (931)	1	
8-2	37141-99E10	·KEY (932)	1	
8-3	37141-99E20	·KEY (933)	1	
8-4	37141-99E30	·KEY (934)	1	
8-5	37141-99E40	·KEY (935)	1	
8-6	37141-99E50	·KEY (936)	1	
8-7	37141-99E60	·KEY (937)	1	
8-8	37141-99E70	·KEY (938)	1	
8-9	37141-99E80	·KEY (939)	1	
8-10	37141-99E90	·KEY (940)	1	
8-11	37141-99EA0	·KEY (941)	1	
8-12	37141-99EB0	·KEY (942)	1	
9	37143-99E00	·CAP, KEY	1	
10	37149-93J00	·CAP, CYLINDER BODY	1	
11	37820-87J02	·SWITCH, EMERGENCY	1	
12	37823-92E0T	·PLATE, LOCK	1	
13	37826-92E00	·NUT	1	
14	37850-87J00	·SWITCH ASSY, TRIM	1	
15	37852-87J00	·PLATE, PTT SWITCH	1	
16	38500-92X50	·BUZZER	1	
17	63111-87J10-0EP	·HOUSING, TILLER HANDLE	1	
18	63121-87J03	·COVER, UNDER	1	
19	63210-93E30	·GRIP	1	
20	63221-87J00	·SHAFT, THROTTLE	1	
21	63223-92D00	·STOPPER, HANDLE ROD	1	
22	63225-93200	·BUSH, HANDLE ROD	1	
23	63227-93200	·PIN, HANDLE ROD	1	

FIG.188

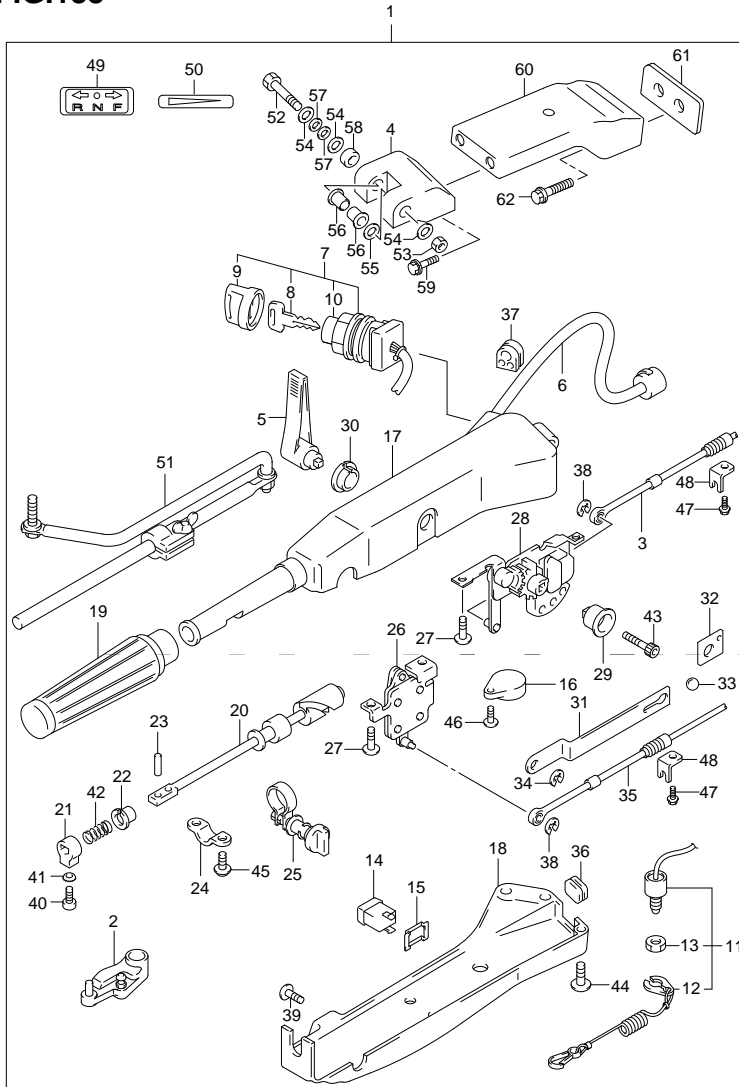


FIG.188 (2-G-7) OPT:TILLER HANDLE (DF80A E40)

REF NO.	PART NO.	DESCRIPTION	Q'TY	REMARKS
24	63235-87J00	·PLATE, THROTTLE SHAFT	1	
25	63240-87J00	·ADJUSTER, THROTTLE GRIP	1	
26	63250-87J01	·ARM, THROTTLE	1	
27	63251-87J00	·BOLT, SHIFT GEAR ASSY	4	
28	63260-87J02	·GEAR, SHIFT	1	
29	63261-87J00	·BUSH, SHIFT GEAR	1	
30	63262-87J00	·BUSH, SHIFT LEVER	1	
31	63271-87J00	·PLATE, LOCK	1	
32	63272-87J00	·PLATE, BALL GUIDE	1	
33	63273-87J00	·BALL	1	
34	63274-87J00	·E RING	1	
35	63610-87J00	·CABLE, THROTTLE	1	
36	63625-99E00	·GROMMET, THROTTLE CABLE	1	
37	63626-99E01	·GROMMET, HANDLE WIRE	1	
38	67292-87J00	·E RING	2	
39	09139-02003	·SCREW (2X6)	2	
40	09126-06015	·SCREW (6X23)	1	
41	09163-06001	·LOCK WASHER	1	
42	09440-12027	·SPRING	1	
43	09106-08099	·BOLT (8X50)	1	
44	09125-05047	·SCREW (5X14)	6	
45	09136-05008	·SCREW (5X12)	2	
46	02142-05207	·SCREW	1	
47	63611-87J00	·BOLT, CLAMP BRACKET	2	
48	63612-87J00	·BRACKET, CLAMP	2	
49	21131-96010	·MARK, CLUTCH SHIFT	1	
50	63215-93110	·MARK, HANDLE GRIP	1	
51	43770-99E03	·ADJUSTER, STEERING	1	
52	09100-10264	·BOLT (10X80)	1	
53	09159-10050	·NUT	1	
54	09160-10114	·WASHER (10.5X22X1.5)	3	
55	09160-10508	·WASHER (10.3X25X1.5)	1	
56	09306-10020	·BUSH	2	

FIG.188

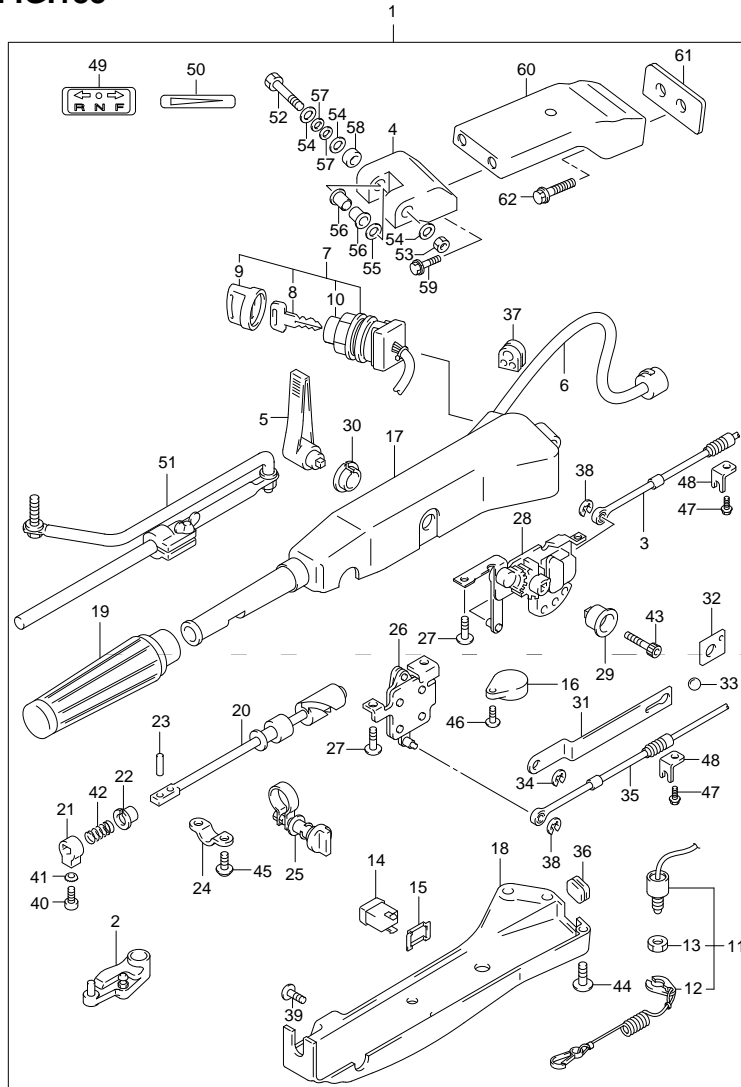


FIG.188 (2-G-8) OPT:TILLER HANDLE (DF80A E40)

REF NO.	PART NO.	DESCRIPTION	QTY	REMARKS
57	09164-10016	·WASHER	2	
58	43768-90J01	·SPACER, TILLER HANDLE	1	
59	09117-10058	·BOLT (10X45)	2	
60	43755-87L12-0EP	·EXTENSION, STRG BRACKET	1	
61	43776-87L00	·SPACER, STRG BRACKET	1	
62	09116-10150	·BOLT (10X55)	2	

FIG.189

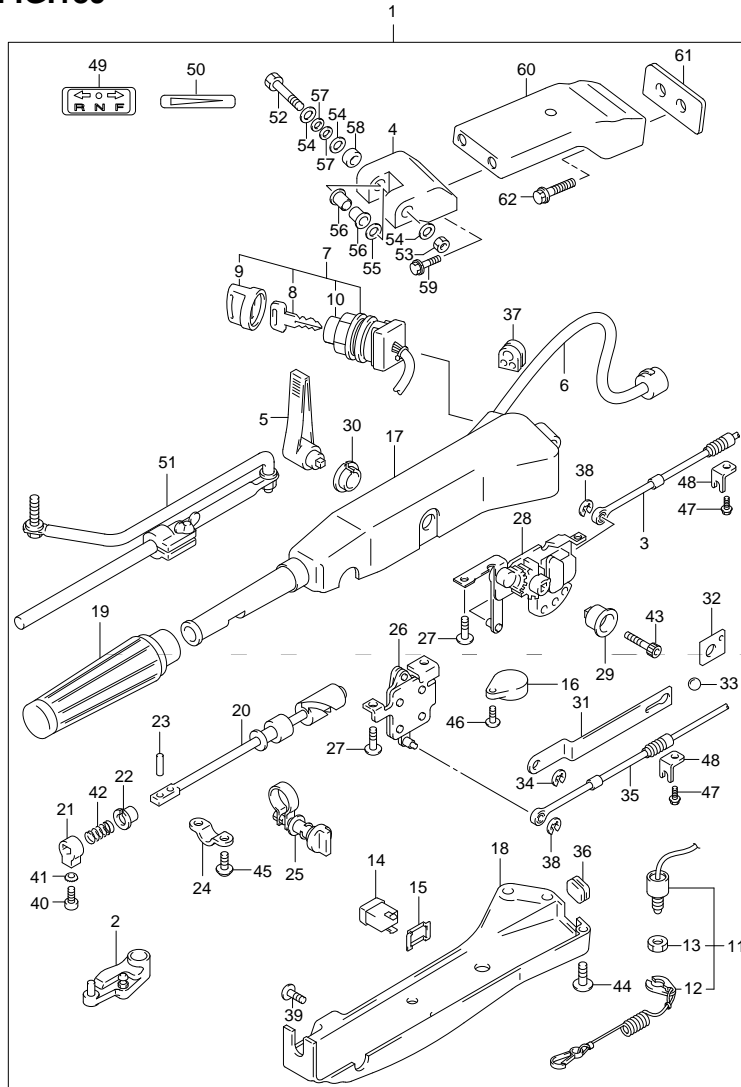


FIG.189 (2-G-9) OPT:TILLER HANDLE (DF90A E01)

REF NO.	PART NO.	DESCRIPTION	Q T Y	REMARKS
1	63002-87L02-0EP	TILLER HANDLE KIT	1	
2	19120-87L10	·LEVER, THROTTLE	1	
3	23230-90J00	·CABLE, SHIFT	1	
4	43761-87J11-0EP	·BRACKET, TILLER HANDLE	1	
5	21111-87J10-0EP	·LEVER, SHIFT	1	
6	36620-99E10	·WIRE, HANDLE	1	
7	37110-87J20	·SWITCH, IGNITION	1	
8-1	37141-99E00	·KEY (931)	1	
8-2	37141-99E10	·KEY (932)	1	
8-3	37141-99E20	·KEY (933)	1	
8-4	37141-99E30	·KEY (934)	1	
8-5	37141-99E40	·KEY (935)	1	
8-6	37141-99E50	·KEY (936)	1	
8-7	37141-99E60	·KEY (937)	1	
8-8	37141-99E70	·KEY (938)	1	
8-9	37141-99E80	·KEY (939)	1	
8-10	37141-99E90	·KEY (940)	1	
8-11	37141-99EA0	·KEY (941)	1	
8-12	37141-99EB0	·KEY (942)	1	
9	37143-99E00	·CAP, KEY	1	
10	37149-93J00	·CAP, CYLINDER BODY	1	
11	37820-87J02	·SWITCH, EMERGENCY	1	
12	37823-92E0T	·PLATE, LOCK	1	
13	37826-92E00	·NUT	1	
14	37850-87J00	·SWITCH ASSY, TRIM	1	
15	37852-87J00	·PLATE, PTT SWITCH	1	
16	38500-92X50	·BUZZER	1	
17	63111-87J10-0EP	·HOUSING, TILLER HANDLE	1	
18	63121-87J03	·COVER, UNDER	1	
19	63210-93E30	·GRIP	1	
20	63221-87J00	·SHAFT, THROTTLE	1	
21	63223-92D00	·STOPPER, HANDLE ROD	1	
22	63225-93200	·BUSH, HANDLE ROD	1	
23	63227-93200	·PIN, HANDLE ROD	1	

FIG.189

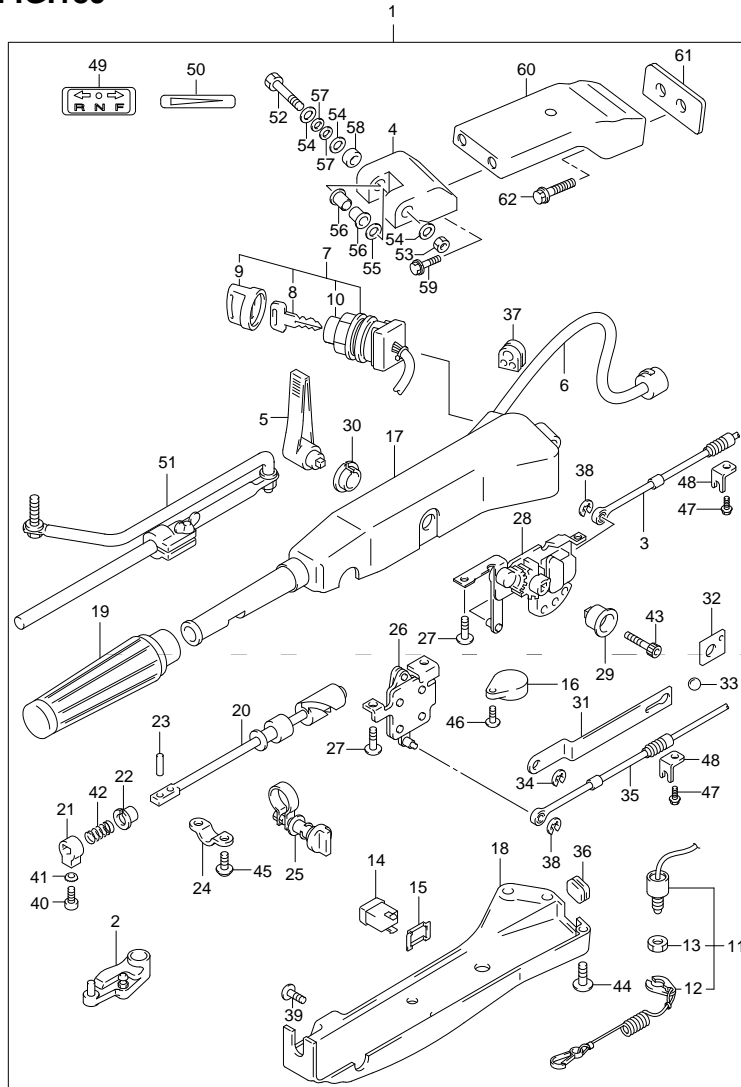


FIG.189 (2-G-10) OPT:TILLER HANDLE (DF90A E01)

REF NO.	PART NO.	DESCRIPTION	Q'TY	REMARKS
24	63235-87J00	·PLATE, THROTTLE SHAFT	1	
25	63240-87J00	·ADJUSTER, THROTTLE GRIP	1	
26	63250-87J01	·ARM, THROTTLE	1	
27	63251-87J00	·BOLT, SHIFT GEAR ASSY	4	
28	63260-87J02	·GEAR, SHIFT	1	
29	63261-87J00	·BUSH, SHIFT GEAR	1	
30	63262-87J00	·BUSH, SHIFT LEVER	1	
31	63271-87J00	·PLATE, LOCK	1	
32	63272-87J00	·PLATE, BALL GUIDE	1	
33	63273-87J00	·BALL	1	
34	63274-87J00	·E RING	1	
35	63610-87J00	·CABLE, THROTTLE	1	
36	63625-99E00	·GROMMET, THROTTLE CABLE	1	
37	63626-99E01	·GROMMET, HANDLE WIRE	1	
38	67292-87J00	·E RING	2	
39	09139-02003	·SCREW (2X6)	2	
40	09126-06015	·SCREW (6X23)	1	
41	09163-06001	·LOCK WASHER	1	
42	09440-12027	·SPRING	1	
43	09106-08099	·BOLT (8X50)	1	
44	09125-05047	·SCREW (5X14)	6	
45	09136-05008	·SCREW (5X12)	2	
46	02142-05207	·SCREW	1	
47	63611-87J00	·BOLT, CLAMP BRACKET	2	
48	63612-87J00	·BRACKET, CLAMP	2	
49	21131-96010	·MARK, CLUTCH SHIFT	1	
50	63215-93110	·MARK, HANDLE GRIP	1	
51	43770-99E03	·ADJUSTER, STEERING	1	
52	09100-10264	·BOLT (10X80)	1	
53	09159-10050	·NUT	1	
54	09160-10114	·WASHER (10.5X22X1.5)	3	
55	09160-10508	·WASHER (10.3X25X1.5)	1	
56	09306-10020	·BUSH	2	

FIG.189

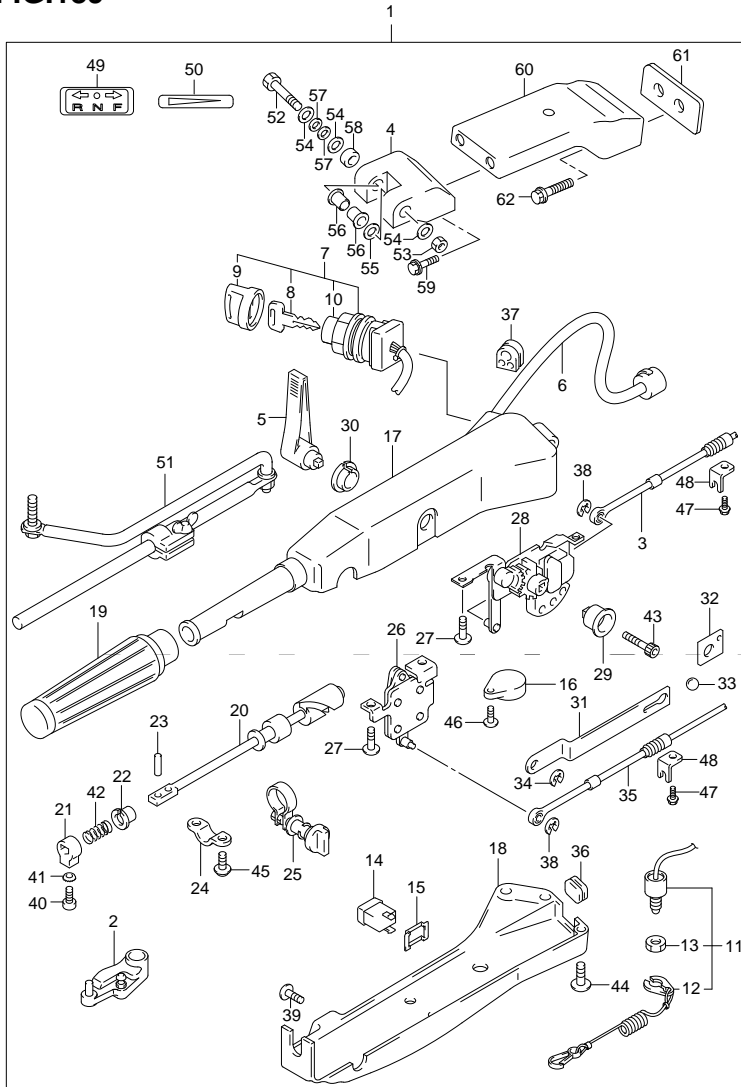


FIG.189 (2-G-11) OPT:TILLER HANDLE (DF90A E01)

REF NO.	PART NO.	DESCRIPTION	QTY	REMARKS
57	09164-10016	·WASHER	2	
58	43768-90J01	·SPACER, TILLER HANDLE	1	
59	09117-10058	·BOLT (10X45)	2	
60	43755-87L12-0EP	·EXTENSION, STRG BRACKET	1	
61	43776-87L00	·SPACER, STRG BRACKET	1	
62	09116-10150	·BOLT (10X55)	2	

FIG.190

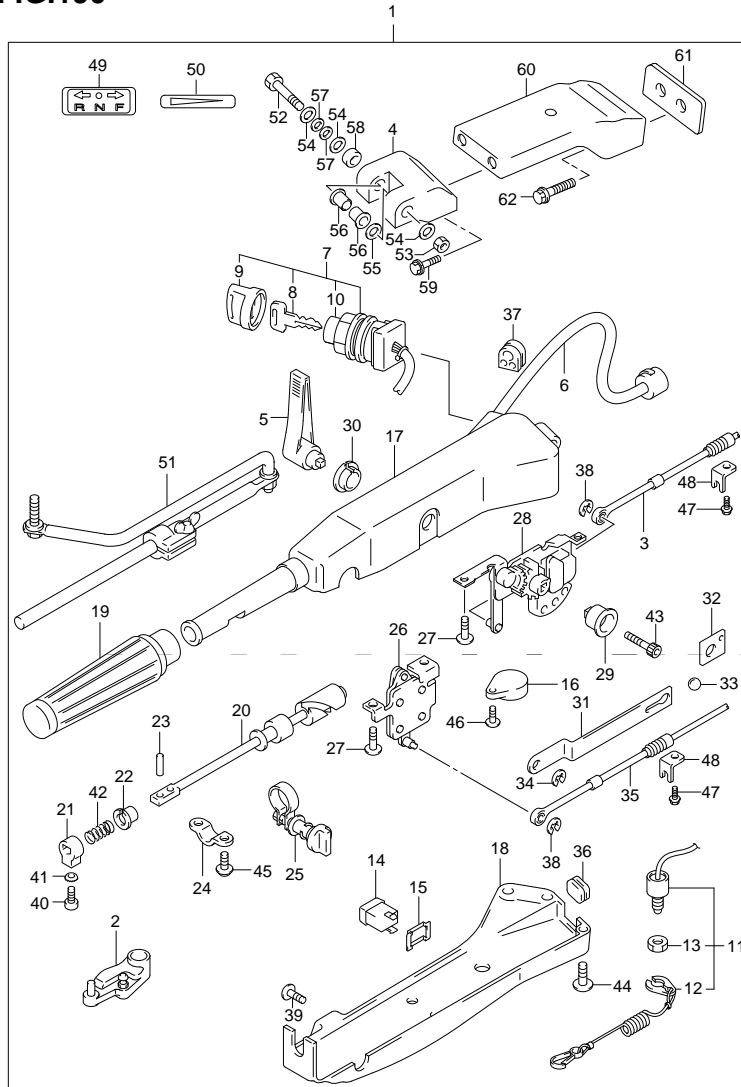


FIG.190 (2-G-12) OPT:TILLER HANDLE (DF90A F40)

REF NO.	PART NO.	DESCRIPTION	Q'TY	REMARKS
1	63002-87L02-0EP	TILLER HANDLE KIT	1	
2	19120-87L10	·LEVER, THROTTLE	1	
3	23230-90J00	·CABLE, SHIFT	1	
4	43761-87J11-0EP	·BRACKET, TILLER HANDLE	1	
5	21111-87J10-0EP	·LEVER, SHIFT	1	
6	36620-99E10	·WIRE, HANDLE	1	
7	37110-87J20	·SWITCH, IGNITION	1	
8-1	37141-99E00	··KEY (931)	1	
8-2	37141-99E10	··KEY (932)	1	
8-3	37141-99E20	··KEY (933)	1	
8-4	37141-99E30	··KEY (934)	1	
8-5	37141-99E40	··KEY (935)	1	
8-6	37141-99E50	··KEY (936)	1	
8-7	37141-99E60	··KEY (937)	1	
8-8	37141-99E70	··KEY (938)	1	
8-9	37141-99E80	··KEY (939)	1	
8-10	37141-99E90	··KEY (940)	1	
8-11	37141-99EA0	··KEY (941)	1	
8-12	37141-99EB0	··KEY (942)	1	
9	37143-99E00	··CAP, KEY	1	
10	37149-93J00	··CAP, CYLINDER BODY	1	
11	37820-87J02	·SWITCH, EMERGENCY	1	
12	37823-92E0T	··PLATE, LOCK	1	
13	37826-92E00	··NUT	1	
14	37850-87J00	·SWITCH ASSY, TRIM	1	
15	37852-87J00	·PLATE, PTT SWITCH	1	
16	38500-92X50	·BUZZER	1	
17	63111-87J10-0EP	·HOUSING, TILLER HANDLE	1	
18	63121-87J03	·COVER, UNDER	1	
19	63210-93E30	·GRIP	1	
20	63221-87J00	·SHAFT, THROTTLE	1	
21	63223-92D00	·STOPPER, HANDLE ROD	1	
22	63225-93200	·BUSH, HANDLE ROD	1	
23	63227-93200	·PIN, HANDLE ROD	1	

FIG.190

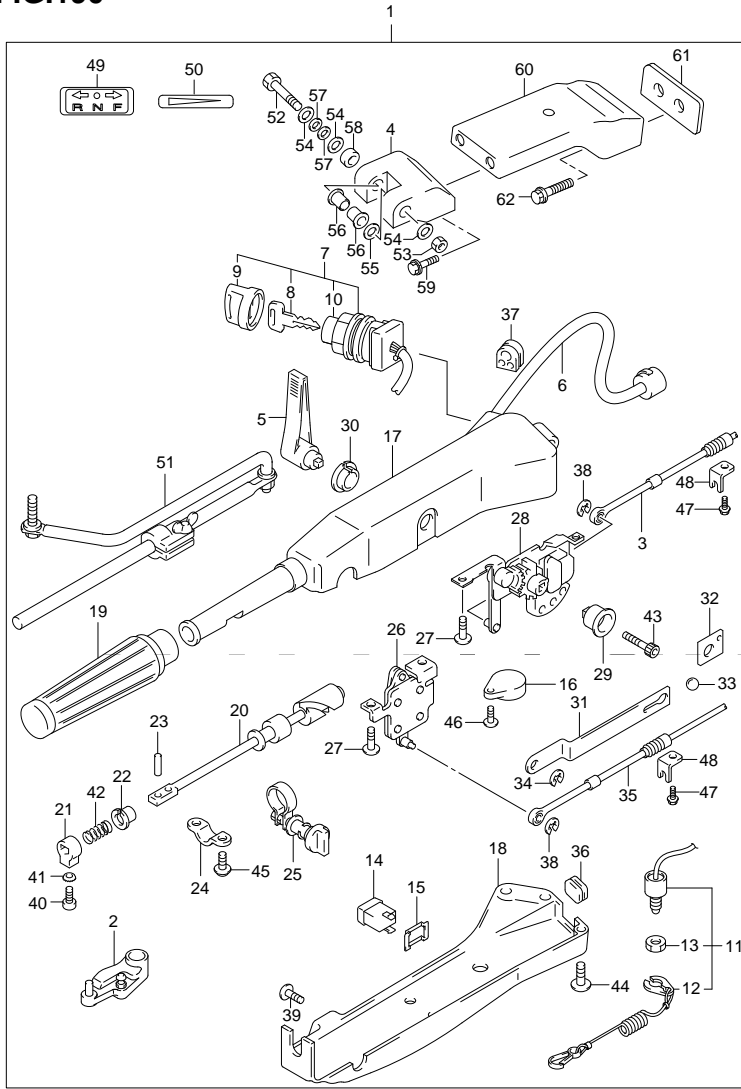


FIG.190 (2-G-13) OPT:TILLER HANDLE (DF90A F40)

REF NO.	PART NO.	DESCRIPTION	Q'TY	REMARKS
24	63235-87J00	·PLATE, THROTTLE SHAFT	1	
25	63240-87J00	·ADJUSTER, THROTTLE GRIP	1	
26	63250-87J01	·ARM, THROTTLE	1	
27	63251-87J00	·BOLT, SHIFT GEAR ASSY	4	
28	63260-87J02	·GEAR, SHIFT	1	
29	63261-87J00	·BUSH, SHIFT GEAR	1	
30	63262-87J00	·BUSH, SHIFT LEVER	1	
31	63271-87J00	·PLATE, LOCK	1	
32	63272-87J00	·PLATE, BALL GUIDE	1	
33	63273-87J00	·BALL	1	
34	63274-87J00	·E RING	1	
35	63610-87J00	·CABLE, THROTTLE	1	
36	63625-99E00	·GROMMET, THROTTLE CABLE	1	
37	63626-99E01	·GROMMET, HANDLE WIRE	1	
38	67292-87J00	·E RING	2	
39	09139-02003	·SCREW (2X6)	2	
40	09126-06015	·SCREW (6X23)	1	
41	09163-06001	·LOCK WASHER	1	
42	09440-12027	·SPRING	1	
43	09106-08099	·BOLT (8X50)	1	
44	09125-05047	·SCREW (5X14)	6	
45	09136-05008	·SCREW (5X12)	2	
46	02142-05207	·SCREW	1	
47	63611-87J00	·BOLT, CLAMP BRACKET	2	
48	63612-87J00	·BRACKET, CLAMP	2	
49	21131-96010	·MARK, CLUTCH SHIFT	1	
50	63215-93110	·MARK, HANDLE GRIP	1	
51	43770-99E03	·ADJUSTER, STEERING	1	
52	09100-10264	·BOLT (10X80)	1	
53	09159-10050	·NUT	1	
54	09160-10114	·WASHER (10.5X22X1.5)	3	
55	09160-10508	·WASHER (10.3X25X1.5)	1	
56	09306-10020	·BUSH	2	

FIG.190

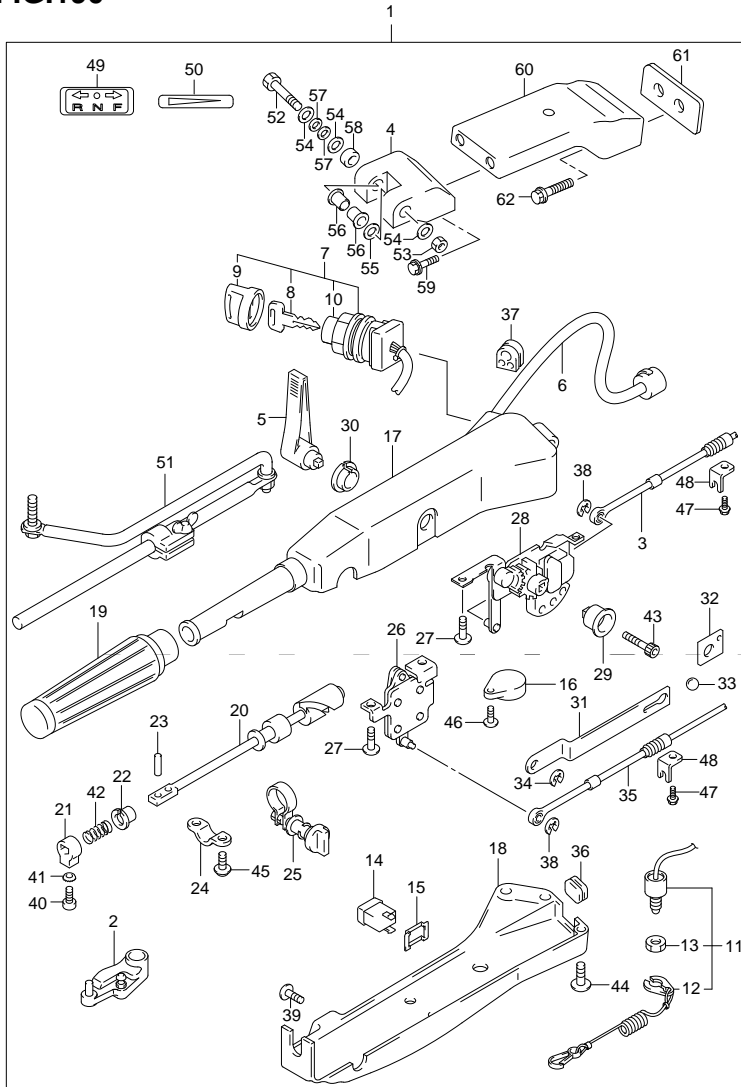


FIG.190 (2-G-14) OPT:TILLER HANDLE (DF90A F40)

REF NO.	PART NO.	DESCRIPTION	QTY	REMARKS
57	09164-10016	·WASHER	2	
58	43768-90J01	·SPACER, TILLER HANDLE	1	
59	09117-10058	·BOLT (10X45)	2	
60	43755-87L12-0EP	·EXTENSION, STRG BRACKET	1	
61	43776-87L00	·SPACER, STRG BRACKET	1	
62	09116-10150	·BOLT (10X55)	2	

FIG.191

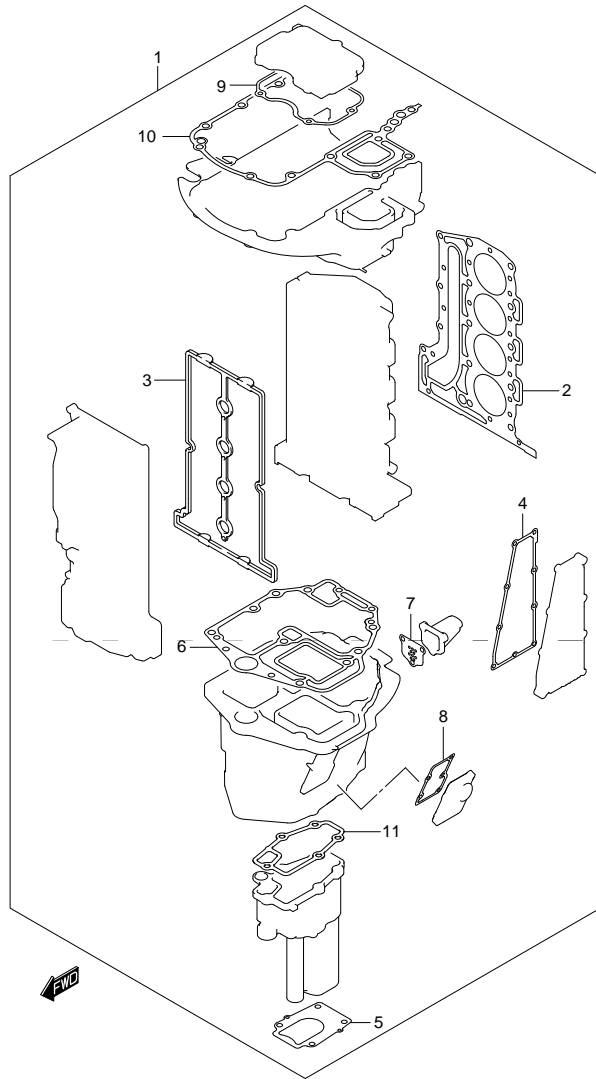


FIG.191 (2-G-15) OPT:GASKET SET (DF70A E01)

REF NO.	PART NO.	DESCRIPTION	Q'TY	REMARKS
1	11410-87850	GASKET SET	1	
2	11141-87L00	·GASKET, CYLINDER HEAD	1	
3	11189-87L00	·GASKET, CYLINDER HEAD COVER	1	
4	14151-87L00	·GASKET, EXH COVER	1	
5	17472-87L00	·GASKET, PUMP CASE PANEL	1	
6	11489-87L00	·GASKET, OIL PAN	1	
7	11542-87L00	·GASKET, EXH TUBE	1	
8	11552-87L00	·GASKET, OIL PAN WTR JKT COV	1	
9	51123-87L00	·GASKET, MOUNT CASE COVER	1	
10	51211-87L00	·GASKET, ENGINE HOLDER	1	
11	52331-87L00	·GASKET, EXH TUBE HOUSING	1	
12-1	99011-87L05-054	MANUAL, OWNER'S	1	NOT ILLUSTRATED
12-2	99011-87L05-059	MANUAL, OWNER'S	1	6 LANGUAGE NOT ILLUSTRATED

FIG.192

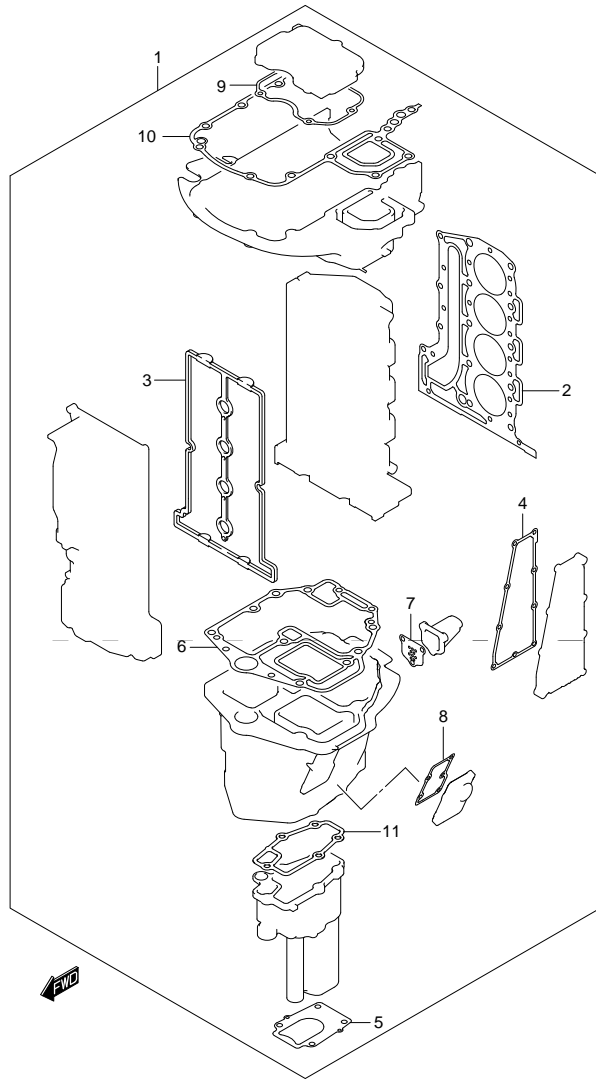


FIG.192 (2-H-2) OPT:GASKET SET (DF70A F40)

REF NO.	PART NO.	DESCRIPTION	QTY	REMARKS
1	11410-87850	GASKET SET	1	
2	11141-87L00	·GASKET, CYLINDER HEAD	1	
3	11189-87L00	·GASKET, CYLINDER HEAD COVER	1	
4	14151-87L00	·GASKET, EXH COVER	1	
5	17472-87L00	·GASKET, PUMP CASE PANEL	1	
6	11489-87L00	·GASKET, OIL PAN	1	
7	11542-87L00	·GASKET, EXH TUBE	1	
8	11552-87L00	·GASKET, OIL PAN WTR JKT COV	1	
9	51123-87L00	·GASKET, MOUNT CASE COVER	1	
10	51211-87L00	·GASKET, ENGINE HOLDER	1	
11	52331-87L00	·GASKET, EXH TUBE HOUSING	1	
12	99011-87L05-059	MANUAL, OWNER'S	1	6 LANGUAGE NOT ILLUSTRATED

FIG.193

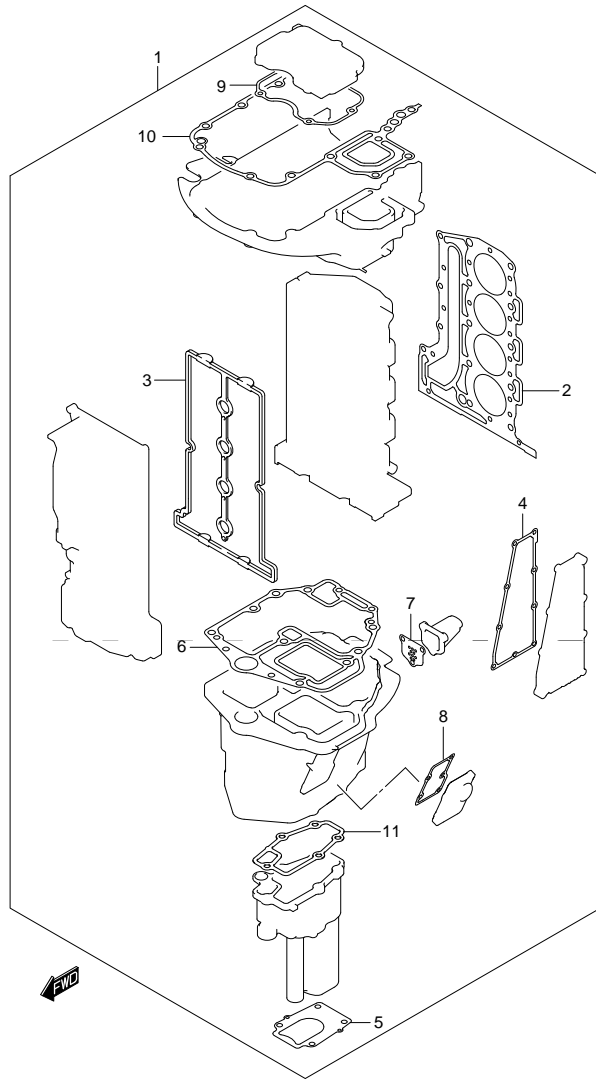


FIG.193 (2-H-3) OPT:GASKET SET (DF70ATH E01)

REF. NO.	PART NO.	DESCRIPTION	Q'TY	REMARKS
1	11410-87850	GASKET SET	1	
2	11141-87L00	·GASKET, CYLINDER HEAD	1	
3	11189-87L00	·GASKET, CYLINDER HEAD COVER	1	
4	14151-87L00	·GASKET, EXH COVER	1	
5	17472-87L00	·GASKET, PUMP CASE PANEL	1	
6	11489-87L00	·GASKET, OIL PAN	1	
7	11542-87L00	·GASKET, EXH TUBE	1	
8	11552-87L00	·GASKET, OIL PAN WTR JKT COV	1	
9	51123-87L00	·GASKET, MOUNT CASE COVER	1	
10	51211-87L00	·GASKET, ENGINE HOLDER	1	
11	52331-87L00	·GASKET, EXH TUBE HOUSING	1	
12-1	99011-87L05-054	MANUAL, OWNER'S	1	NOT ILLUSTRATED
12-2	99011-87L05-059	MANUAL, OWNER'S	1	6 LANGUAGE NOT ILLUSTRATED

FIG.194

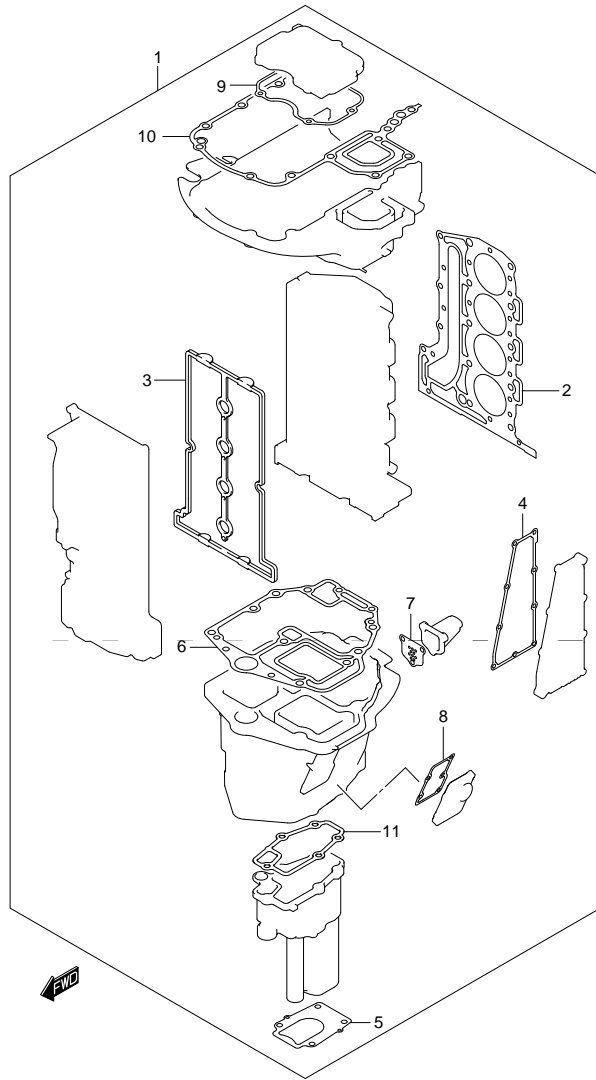


FIG.194 (2-H-4) OPT:GASKET SET (DF70ATH E40)

REF NO.	PART NO.	DESCRIPTION	Q' TY	REMARKS
1	11410-87850	GASKET SET	1	
2	11141-87L00	·GASKET, CYLINDER HEAD	1	
3	11189-87L00	·GASKET, CYLINDER HEAD COVER	1	
4	14151-87L00	·GASKET, EXH COVER	1	
5	17472-87L00	·GASKET, PUMP CASE PANEL	1	
6	11489-87L00	·GASKET, OIL PAN	1	
7	11542-87L00	·GASKET, EXH TUBE	1	
8	11552-87L00	·GASKET, OIL PAN WTR JKT COV	1	
9	51123-87L00	·GASKET, MOUNT CASE COVER	1	
10	51211-87L00	·GASKET, ENGINE HOLDER	1	
11	52331-87L00	·GASKET, EXH TUBE HOUSING	1	
12	99011-87L05-059	MANUAL, OWNER'S	1	6 LANGUAGE NOT ILLUSTRATED

FIG.195

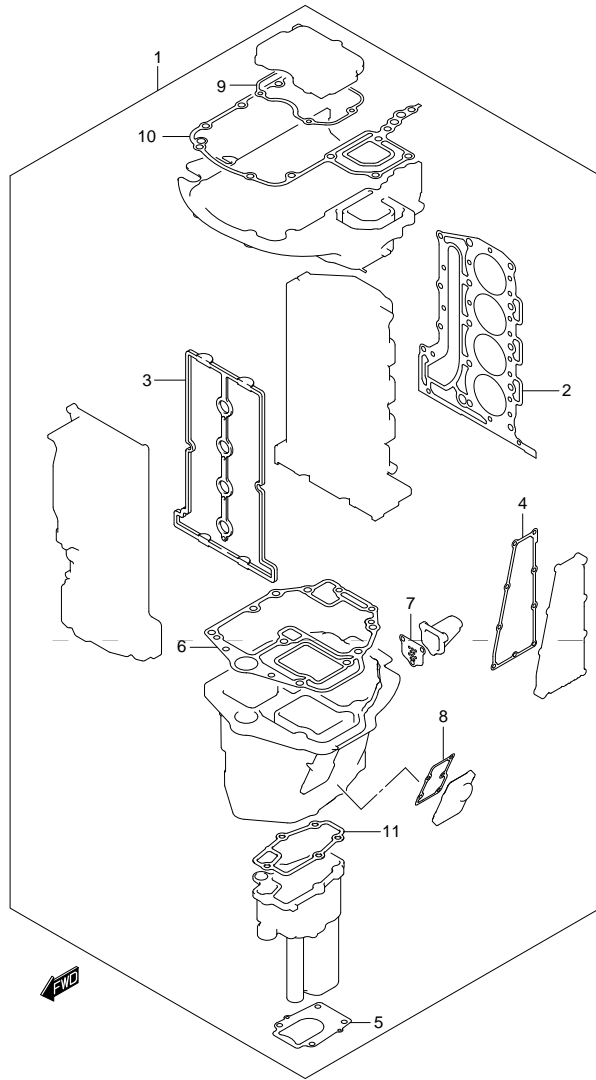


FIG.195 (2-H-5) OPT:GASKET SET (DF80A E01)

REF NO.	PART NO.	DESCRIPTION	Q'TY	REMARKS
1	11410-87850	GASKET SET	1	
2	11141-87L00	·GASKET, CYLINDER HEAD	1	
3	11189-87L00	·GASKET, CYLINDER HEAD COVER	1	
4	14151-87L00	·GASKET, EXH COVER	1	
5	17472-87L00	·GASKET, PUMP CASE PANEL	1	
6	11489-87L00	·GASKET, OIL PAN	1	
7	11542-87L00	·GASKET, EXH TUBE	1	
8	11552-87L00	·GASKET, OIL PAN WTR JKT COV	1	
9	51123-87L00	·GASKET, MOUNT CASE COVER	1	
10	51211-87L00	·GASKET, ENGINE HOLDER	1	
11	52331-87L00	·GASKET, EXH TUBE HOUSING	1	
12-1	99011-87L05-054	MANUAL, OWNER'S	1	NOT ILLUSTRATED
12-2	99011-87L05-059	MANUAL, OWNER'S	1	6 LANGUAGE NOT ILLUSTRATED

FIG.196

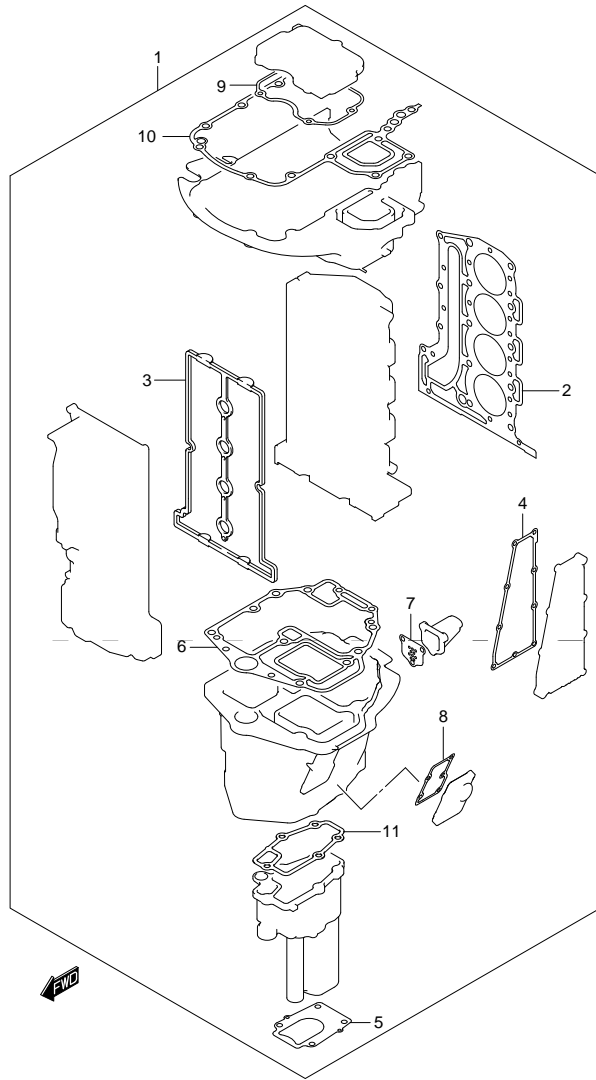


FIG.196 (2-H-6) OPT:GASKET SET (DF80A F40)

REF NO.	PART NO.	DESCRIPTION	Q'TY	REMARKS
1	11410-87850	GASKET SET	1	
2	11141-87L00	·GASKET, CYLINDER HEAD	1	
3	11189-87L00	·GASKET, CYLINDER HEAD COVER	1	
4	14151-87L00	·GASKET, EXH COVER	1	
5	17472-87L00	·GASKET, PUMP CASE PANEL	1	
6	11489-87L00	·GASKET, OIL PAN	1	
7	11542-87L00	·GASKET, EXH TUBE	1	
8	11552-87L00	·GASKET, OIL PAN WTR JKT COV	1	
9	51123-87L00	·GASKET, MOUNT CASE COVER	1	
10	51211-87L00	·GASKET, ENGINE HOLDER	1	
11	52331-87L00	·GASKET, EXH TUBE HOUSING	1	
12	99011-87L05-059	MANUAL, OWNER'S	1	6 LANGUAGE NOT ILLUSTRATED

FIG.197

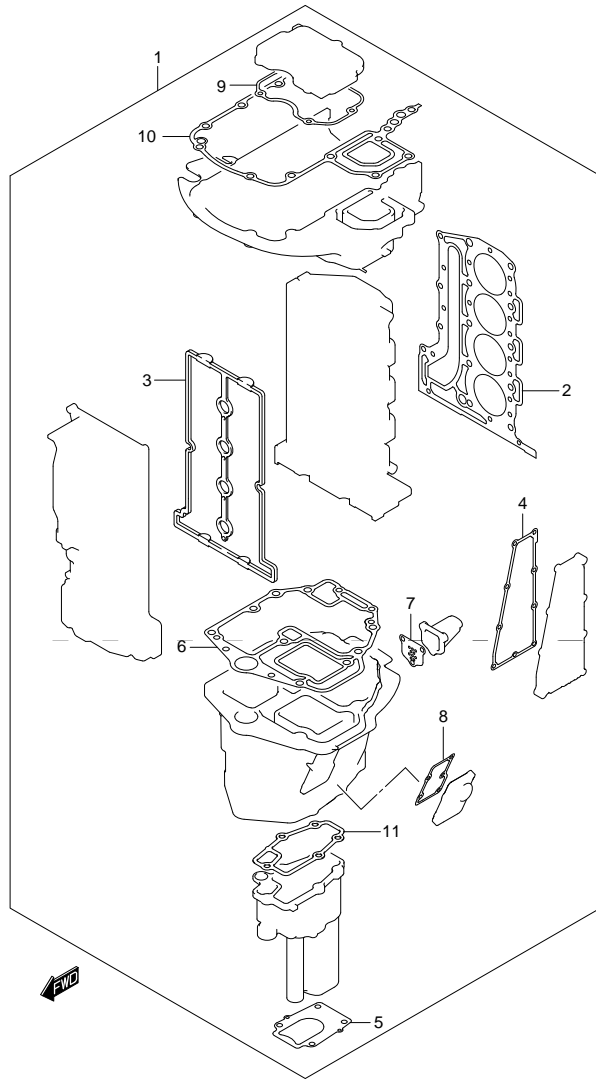


FIG.197 (2-H-7) OPT:GASKET SET (DF90A E01)

REF NO.	PART NO.	DESCRIPTION	Q'TY	REMARKS
1	11410-87850	GASKET SET	1	
2	11141-87L00	·GASKET, CYLINDER HEAD	1	
3	11189-87L00	·GASKET, CYLINDER HEAD COVER	1	
4	14151-87L00	·GASKET, EXH COVER	1	
5	17472-87L00	·GASKET, PUMP CASE PANEL	1	
6	11489-87L00	·GASKET, OIL PAN	1	
7	11542-87L00	·GASKET, EXH TUBE	1	
8	11552-87L00	·GASKET, OIL PAN WTR JKT COV	1	
9	51123-87L00	·GASKET, MOUNT CASE COVER	1	
10	51211-87L00	·GASKET, ENGINE HOLDER	1	
11	52331-87L00	·GASKET, EXH TUBE HOUSING	1	
12-1	99011-87L05-054	MANUAL, OWNER'S	1	NOT ILLUSTRATED
12-2	99011-87L05-059	MANUAL, OWNER'S	1	6 LANGUAGE NOT ILLUSTRATED

FIG.198

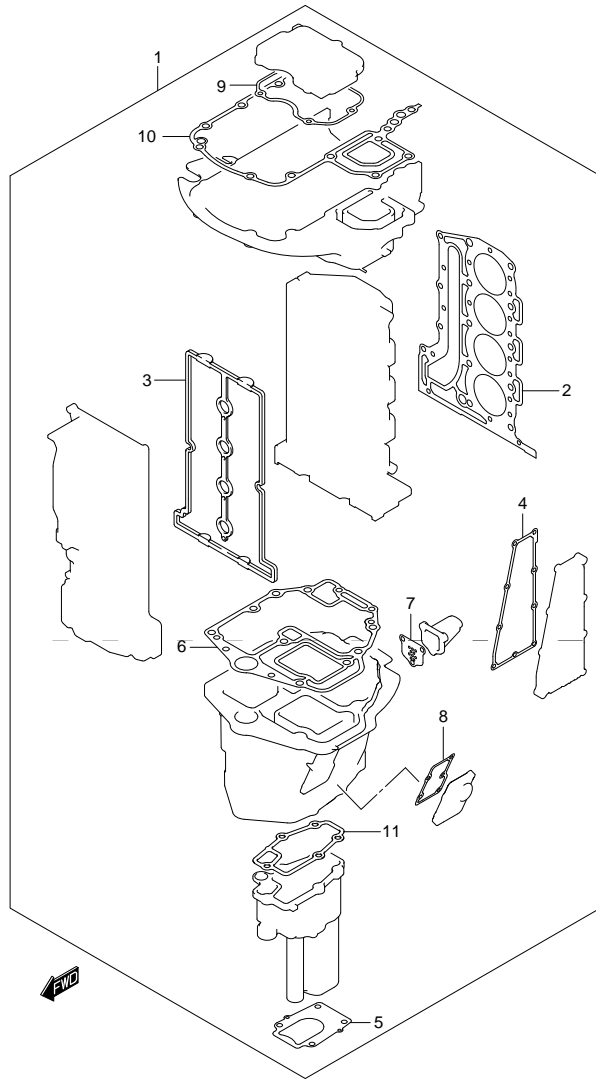


FIG.198 (2-H-8) OPT:GASKET SET (DF90A F40)

REF NO.	PART NO.	DESCRIPTION	QTY	REMARKS
1	11410-87850	GASKET SET	1	
2	11141-87L00	·GASKET, CYLINDER HEAD	1	
3	11189-87L00	·GASKET, CYLINDER HEAD COVER	1	
4	14151-87L00	·GASKET, EXH COVER	1	
5	17472-87L00	·GASKET, PUMP CASE PANEL	1	
6	11489-87L00	·GASKET, OIL PAN	1	
7	11542-87L00	·GASKET, EXH TUBE	1	
8	11552-87L00	·GASKET, OIL PAN WTR JKT COV	1	
9	51123-87L00	·GASKET, MOUNT CASE COVER	1	
10	51211-87L00	·GASKET, ENGINE HOLDER	1	
11	52331-87L00	·GASKET, EXH TUBE HOUSING	1	
12	99011-87L05-059	MANUAL, OWNER'S	1	6 LANGUAGE NOT ILLUSTRATED

FIG.199

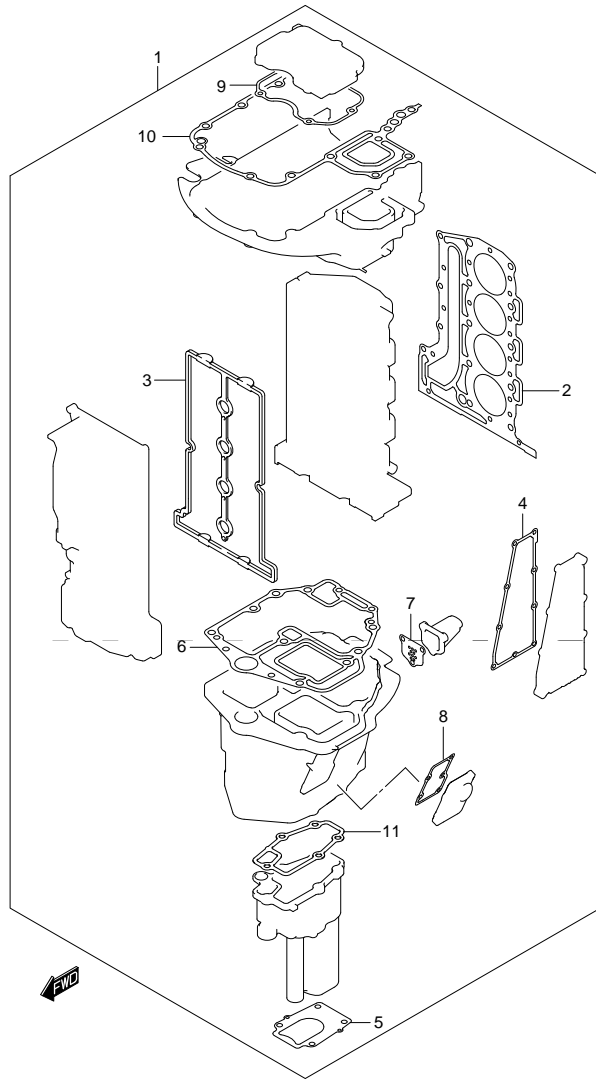


FIG.199 (2-H-9) OPT:GASKET SET (DF90ATH E01)

REF NO.	PART NO.	DESCRIPTION	Q'TY	REMARKS
1	11410-87850	GASKET SET	1	
2	11141-87L00	·GASKET, CYLINDER HEAD	1	
3	11189-87L00	·GASKET, CYLINDER HEAD COVER	1	
4	14151-87L00	·GASKET, EXH COVER	1	
5	17472-87L00	·GASKET, PUMP CASE PANEL	1	
6	11489-87L00	·GASKET, OIL PAN	1	
7	11542-87L00	·GASKET, EXH TUBE	1	
8	11552-87L00	·GASKET, OIL PAN WTR JKT COV	1	
9	51123-87L00	·GASKET, MOUNT CASE COVER	1	
10	51211-87L00	·GASKET, ENGINE HOLDER	1	
11	52331-87L00	·GASKET, EXH TUBE HOUSING	1	
12-1	99011-87L05-054	MANUAL, OWNER'S	1	NOT ILLUSTRATED
12-2	99011-87L05-059	MANUAL, OWNER'S	1	6 LANGUAGE NOT ILLUSTRATED

FIG.200

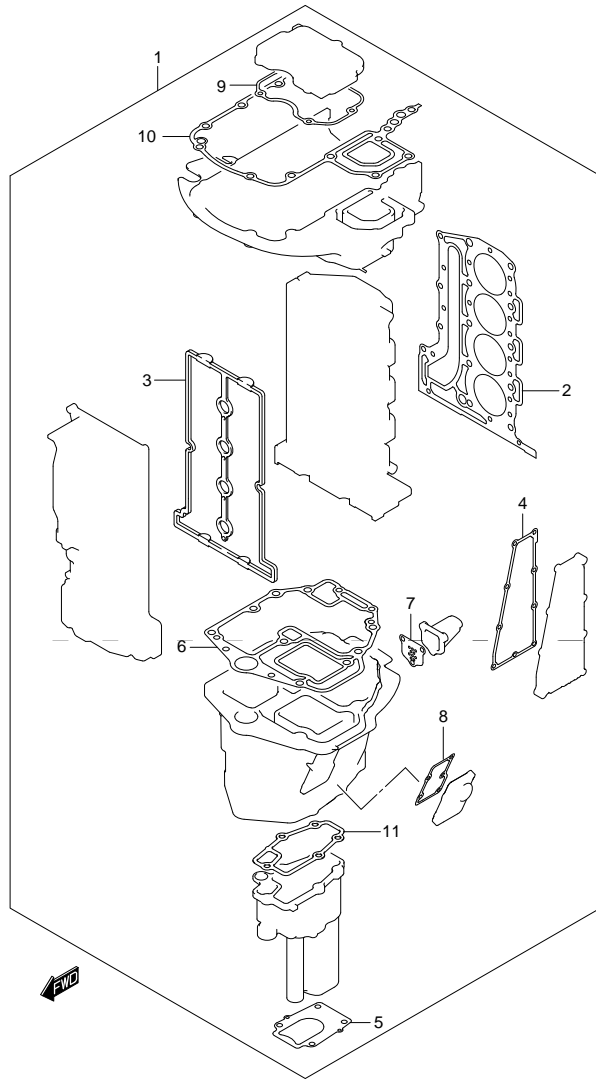


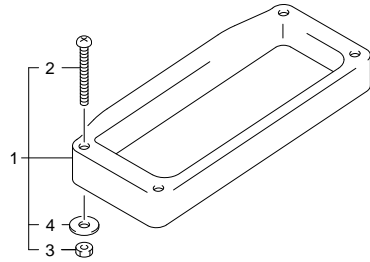
FIG. 200 (2-H-10) OPT:GASKET SET (DF90ATH E40)

REF NO.	PART NO.	DESCRIPTION	Q'TY	REMARKS
1	11410-87850	GASKET SET	1	
2	11141-87L00	·GASKET, CYLINDER HEAD	1	
3	11189-87L00	·GASKET, CYLINDER HEAD COVER	1	
4	14151-87L00	·GASKET, EXH COVER	1	
5	17472-87L00	·GASKET, PUMP CASE PANEL	1	
6	11489-87L00	·GASKET, OIL PAN	1	
7	11542-87L00	·GASKET, EXH TUBE	1	
8	11552-87L00	·GASKET, OIL PAN WTR JKT COV	1	
9	51123-87L00	·GASKET, MOUNT CASE COVER	1	
10	51211-87L00	·GASKET, ENGINE HOLDER	1	
11	52331-87L00	·GASKET, EXH TUBE HOUSING	1	
12	99011-87L05-059	MANUAL, OWNER'S	1	6 LANGUAGE NOT ILLUSTRATED

FIG.201

FIG.201 (2-H-11) OPT:REMOTE CONTROL SPACER

REF NO.	PART NO.	DESCRIPTION	Q' TY	REMARKS
1	67500-93J00	KIT, R/CON SPACER SINGLE	1	
2	09125-05135	·SCREW (5X65)	4	
3	09140-05005	·NUT	4	
4	09160-05029	·WASHER (5.5X12X0.8)	4	



PART NO.	FIG. NO. -REF. NO.	PART NO.	FIG. NO. -REF. NO.	PART NO.	FIG. NO. -REF. NO.
10000		11300-87L00	2 - 3	11542-87L00	71 - 4
		11382-99E00	1 - 15		191 - 7
		11410-87850	191 - 1		192 - 7
			192 - 1		193 - 7
			193 - 1		194 - 7
11100-87L01	1 - 1		194 - 1		195 - 7
11112-84400	1 - 14		195 - 1		196 - 7
11115-73G01-001	1 - 2		196 - 1		197 - 7
11117-89J00	1 - 10		197 - 1		198 - 7
11117-90J10	2 - 4		198 - 1		199 - 7
11118-95J00	72 - 21		199 - 1		200 - 7
11118-98J01	2 - 7		200 - 1	11551-87L00-0EP	71 - 5
11141-87L00	1 - 11	11489-87L00	71 - 1	11552-87L00	71 - 6
	191 - 2		191 - 6		191 - 8
	192 - 2		192 - 6		192 - 8
	193 - 2		193 - 6		193 - 8
	194 - 2		194 - 6		194 - 8
	195 - 2		195 - 6		195 - 8
	196 - 2		196 - 6		196 - 8
	197 - 2		197 - 6		197 - 8
	198 - 2		198 - 6		198 - 8
	199 - 2		199 - 6		199 - 8
	200 - 2		200 - 6		200 - 8
11170-87L10	1 - 17	11501-87L10-0EP	71 - 2	12100-69830-0A0	13 - 7
11173-87L00	1 - 21	11510-87L02	3 - 1	12100-69830-0B0	13 - 7
11189-87L00	1 - 18		4 - 1	12100-69830-0C0	13 - 7
	191 - 3		5 - 1	12100-69830-0D0	13 - 7
	192 - 3		6 - 1	12100-69830-0E0	13 - 7
	193 - 3		7 - 1	12100-69830-025	13 - 7
	194 - 3		8 - 1	12100-87L00-050	13 - 13
	195 - 3		9 - 1	12111-87L00	13 - 1
	196 - 3		10 - 1	12140-87L00	13 - 2
	197 - 3		11 - 1	12140-87L00-050	13 - 14
	198 - 3		12 - 1	12151-54A50	13 - 3
	199 - 3	11514-87L00	3 - 5	12160-87L00	13 - 5
	200 - 3		4 - 5	12220-87L00	13 - 8
11194-87L10	1 - 27		5 - 5	12281-87J00	112 - 19
11196-87L00	59 - 1		6 - 5	12300-57820-0AA	13 - 9
11216-77E00	2 - 5		7 - 5	12300-57820-0BA	13 - 9
11223-87L00	2 - 11		8 - 5	12300-57820-0CA	13 - 9
11224-87L00	2 - 13		9 - 5	12300-57820-0DA	13 - 9
11241-73004	70 - 9		10 - 5	12300-57820-0EA	13 - 9
11261-93J00	1 - 5		11 - 5	12300-78890	13 - 10
	27 - 4		12 - 5	12300-78890-012	13 - 11
11291-87L00	2 - 1	11541-87L00-0EP	71 - 3	12340-57K02-0A0	13 - 9

DF70A 80A 90A E01 01

1

1

HH66

PART NO.	FIG. NO. -REF. NO.	PART NO.	FIG. NO. -REF. NO.	PART NO.	FIG. NO. -REF. NO.
12340-57K02-0B0	13 - 9	12749-93J00	15 - 5		24 - 9
12340-57K02-0C0	13 - 9		16 - 5	12892-69J00-232	15 - 9
12340-57K02-0D0	13 - 9		17 - 5		16 - 9
12340-57K02-0E0	13 - 9		18 - 5		17 - 9
12701-87L00	19 - 1		19 - 5		18 - 9
12701-87L10	20 - 1		20 - 5		19 - 9
	21 - 1		21 - 5		20 - 9
	22 - 1		22 - 5		21 - 9
	23 - 1		23 - 5		22 - 9
	24 - 1		24 - 5		23 - 9
12701-87L20	15 - 1	12761-87L00	14 - 4		24 - 9
	16 - 1	12771-87L00	14 - 5	12892-69J00-234	15 - 9
	17 - 1	12810-87L00	14 - 7		16 - 9
	18 - 1	12812-90J00	14 - 10		17 - 9
12705-87L00	15 - 2	12813-73G00	14 - 8		18 - 9
	16 - 2	12831-93J01	14 - 11		19 - 9
	17 - 2	12891-69J00	15 - 8		20 - 9
	18 - 2		16 - 8		21 - 9
	19 - 2		17 - 8		22 - 9
	20 - 2		18 - 8		23 - 9
12705-87L10	21 - 2		19 - 8		24 - 9
	22 - 2		20 - 8	12892-69J00-236	15 - 9
	23 - 2		21 - 8		16 - 9
	24 - 2		22 - 8		17 - 9
12730-87L00	14 - 1		23 - 8		18 - 9
12741-90J01	15 - 3		24 - 8		19 - 9
	16 - 3	12892-69J00-228	15 - 9		20 - 9
	17 - 3		16 - 9		21 - 9
	18 - 3		17 - 9		22 - 9
	19 - 3		18 - 9		23 - 9
	20 - 3		19 - 9		24 - 9
	21 - 3		20 - 9	12892-69J00-238	15 - 9
	22 - 3		21 - 9		16 - 9
	23 - 3		22 - 9		17 - 9
	24 - 3		23 - 9		18 - 9
12748-87L00	15 - 4		24 - 9		19 - 9
	16 - 4	12892-69J00-230	15 - 9		20 - 9
	17 - 4		16 - 9		21 - 9
	18 - 4		17 - 9		22 - 9
	19 - 4		18 - 9		23 - 9
	20 - 4		19 - 9		24 - 9
	21 - 4		20 - 9	12892-69J00-240	15 - 9
	22 - 4		21 - 9		16 - 9
	23 - 4		22 - 9		17 - 9
	24 - 4		23 - 9		18 - 9

DF70A 80A 90A E01 01

PART NO.	FIG. NO. -REF. NO.	PART NO.	FIG. NO. -REF. NO.	PART NO.	FIG. NO. -REF. NO.
12892-69J00-240	19 - 9 20 - 9 21 - 9 22 - 9 23 - 9	12892-69J00-250	24 - 9 15 - 9 16 - 9 17 - 9 18 - 9		19 - 9 20 - 9 21 - 9 22 - 9 23 - 9
12892-69J00-242	24 - 9 15 - 9 16 - 9 17 - 9 18 - 9		19 - 9 20 - 9 21 - 9 22 - 9 23 - 9	12892-69J00-260	24 - 9 15 - 9 16 - 9 17 - 9 18 - 9
	19 - 9 20 - 9 21 - 9 22 - 9 23 - 9	12892-69J00-252	24 - 9 15 - 9 16 - 9 17 - 9 18 - 9		19 - 9 20 - 9 21 - 9 22 - 9 23 - 9
12892-69J00-244	24 - 9 15 - 9 16 - 9 17 - 9 18 - 9		19 - 9 20 - 9 21 - 9 22 - 9 23 - 9	12892-69J00-262	24 - 9 15 - 9 16 - 9 17 - 9 18 - 9
	19 - 9 20 - 9 21 - 9 22 - 9 23 - 9	12892-69J00-254	24 - 9 15 - 9 16 - 9 17 - 9 18 - 9		19 - 9 20 - 9 21 - 9 22 - 9 23 - 9
12892-69J00-246	24 - 9 15 - 9 16 - 9 17 - 9 18 - 9		19 - 9 20 - 9 21 - 9 22 - 9 23 - 9	12892-69J00-264	24 - 9 15 - 9 16 - 9 17 - 9 18 - 9
	19 - 9 20 - 9 21 - 9 22 - 9 23 - 9	12892-69J00-256	24 - 9 15 - 9 16 - 9 17 - 9 18 - 9		19 - 9 20 - 9 21 - 9 22 - 9 23 - 9
12892-69J00-248	24 - 9 15 - 9 16 - 9 17 - 9 18 - 9		19 - 9 20 - 9 21 - 9 22 - 9 23 - 9	12892-69J00-266	24 - 9 15 - 9 16 - 9 17 - 9 18 - 9
	19 - 9 20 - 9 21 - 9 22 - 9 23 - 9	12892-69J00-258	24 - 9 15 - 9 16 - 9 17 - 9 18 - 9		19 - 9 20 - 9 21 - 9 22 - 9 23 - 9

PART NO.	FIG. NO. -REF. NO.	PART NO.	FIG. NO. -REF. NO.	PART NO.	FIG. NO. -REF. NO.
12892-69J00-266	24 - 9		23 - 11		24 - 15
12892-69J00-268	15 - 9	12915-87L50	16 - 11	13110-87L00	25 - 1
	16 - 9		18 - 11	13119-87L00	25 - 2
	17 - 9		20 - 11	13125-87L00	25 - 3
	18 - 9		22 - 11	13300-87L00	60 - 1
	19 - 9		24 - 11		61 - 1
	20 - 9	12921-87J10	15 - 12		62 - 1
	21 - 9		16 - 12		63 - 1
	22 - 9		17 - 12		64 - 1
	23 - 9		18 - 12		65 - 1
12892-69J00-270	24 - 9		19 - 12		66 - 1
	15 - 9		20 - 12		67 - 1
	16 - 9		21 - 12		68 - 1
	17 - 9		22 - 12		69 - 1
	18 - 9		23 - 12	13315-87L00	60 - 2
	19 - 9		24 - 12		61 - 2
	20 - 9	12931-78G00	15 - 13		62 - 2
	21 - 9		16 - 13		63 - 2
	22 - 9		17 - 13		64 - 2
	23 - 9		18 - 13		65 - 2
12892-69J00-272	24 - 9		19 - 13		66 - 2
	15 - 9		20 - 13		67 - 2
	16 - 9		21 - 13		68 - 2
	17 - 9		22 - 13		69 - 2
	18 - 9		23 - 13	13370-99E00	28 - 2
	19 - 9		24 - 13		30 - 2
	20 - 9	12932-24400	15 - 14		32 - 2
	21 - 9		16 - 14		34 - 2
	22 - 9		17 - 14		36 - 2
	23 - 9		18 - 14	13370-99E10	29 - 2
12911-87L00	24 - 9		19 - 14		31 - 2
	15 - 10		20 - 14		33 - 2
	16 - 10		21 - 14		35 - 2
	17 - 10		22 - 14		37 - 2
	18 - 10		23 - 14	13373-39110	28 - 3
	19 - 10		24 - 14		30 - 3
	20 - 10	12933-51E00	15 - 15		32 - 3
	21 - 10		16 - 15		34 - 3
	22 - 10		17 - 15		36 - 3
	23 - 10		18 - 15	13373-99E10	29 - 3
12915-87L00	24 - 10		19 - 15		31 - 3
	15 - 11		20 - 15		33 - 3
	17 - 11		21 - 15		35 - 3
	19 - 11		22 - 15		37 - 3
	21 - 11		23 - 15	13510-87L00	60 - 7

DF70A 80A 90A E01 01

PART NO.	FIG. NO. -REF. NO.	PART NO.	FIG. NO. -REF. NO.	PART NO.	FIG. NO. -REF. NO.
13510-87L00	61 - 7 62 - 7 63 - 7 64 - 7 65 - 7	15200-90J10	30 - 4 32 - 4 34 - 4 36 - 4 29 - 4	15626-90J10	32 - 5 34 - 5 36 - 5 29 - 5 31 - 5
13614-89J00	66 - 7 67 - 7 68 - 7 69 - 7 29 - 14	15410-87L00	31 - 4 33 - 4 35 - 4 37 - 4 48 - 4	15628-99E00	33 - 5 35 - 5 37 - 5 28 - 6 29 - 6
13650-52G00	31 - 14 33 - 14 35 - 14 37 - 14 78 - 1	15419-87J00 15421-87L00 15422-96J00	48 - 5 48 - 8 38 - 2 39 - 2 40 - 2		30 - 6 31 - 6 32 - 6 33 - 6 34 - 6
13655-87J00 13671-13F00	78 - 2 28 - 17 29 - 17 30 - 17 31 - 17		41 - 2 42 - 2 43 - 2 44 - 2 45 - 2	15629-99E10	35 - 6 36 - 6 37 - 6 28 - 7 29 - 7
	32 - 17 33 - 17 34 - 17 35 - 17 36 - 17	15440-87L10	46 - 2 47 - 2 48 - 7 38 - 1 40 - 1		30 - 7 31 - 7 32 - 7 33 - 7 34 - 7
13710-99E00 13810-87L00 13813-87L00 14141-87L00	37 - 17 26 - 1 26 - 2 26 - 3 27 - 1	15440-87L20	42 - 1 44 - 1 46 - 1 39 - 1 41 - 1	15631-99E10	35 - 7 36 - 7 37 - 7 29 - 15 31 - 15
14151-87L00	27 - 2 191 - 4 192 - 4 193 - 4 194 - 4	15600-87L20	43 - 1 45 - 1 47 - 1 28 - 1 30 - 1	15641-90J00	33 - 15 35 - 15 37 - 15 28 - 8 30 - 8
	195 - 4 196 - 4 197 - 4 198 - 4 199 - 4	15600-87L30	32 - 1 34 - 1 36 - 1 29 - 1 31 - 1	15641-90J10	32 - 8 34 - 8 36 - 8 29 - 8 31 - 8
15100-90J11 15190-90J30 15192-87L11 15200-90J00	200 - 4 48 - 1 48 - 10 48 - 11 28 - 4	15626-90J00	33 - 1 35 - 1 37 - 1 28 - 5 30 - 5	15642-90J00	33 - 8 35 - 8 37 - 8 28 - 9 29 - 9

PART NO.	FIG. NO. -REF. NO.	PART NO.	FIG. NO. -REF. NO.	PART NO.	FIG. NO. -REF. NO.
15642-90J00	30 - 9 31 - 9 32 - 9 33 - 9 34 - 9	15681-87L40	45 - 21 46 - 21 47 - 21 38 - 22 39 - 22		40 - 6 41 - 6 42 - 6 43 - 6 44 - 6
15647-93J00	35 - 9 36 - 9 37 - 9 28 - 16 30 - 16		40 - 22 41 - 22 42 - 22 43 - 22 44 - 22	15750-87L10	45 - 6 46 - 6 47 - 6 38 - 8 40 - 8
15647-93J10	32 - 16 34 - 16 36 - 16 29 - 16 31 - 16	15682-87L20	45 - 22 46 - 22 47 - 22 38 - 23 39 - 23	15750-87L20	42 - 8 44 - 8 46 - 8 39 - 8 41 - 8
15650-99E00	33 - 16 35 - 16 37 - 16 28 - 10 29 - 10		40 - 23 41 - 23 42 - 23 43 - 23 44 - 23	15760-87L00	43 - 8 45 - 8 47 - 8 28 - 13 29 - 13
	30 - 10 31 - 10 32 - 10 33 - 10 34 - 10	15683-87J00	45 - 23 46 - 23 47 - 23 28 - 12 29 - 12		30 - 13 31 - 13 32 - 13 33 - 13 34 - 13
15654-99E00	35 - 10 36 - 10 37 - 10 28 - 11 29 - 11		30 - 12 31 - 12 32 - 12 33 - 12 34 - 12	15762-90J00	35 - 13 36 - 13 37 - 13 39 - 20 41 - 20
	30 - 11 31 - 11 32 - 11 33 - 11 34 - 11	15710-82K50	35 - 12 36 - 12 37 - 12 38 - 5 39 - 5	15770-87L00	43 - 20 45 - 20 47 - 20 38 - 13 39 - 13
15681-87L30	35 - 11 36 - 11 37 - 11 38 - 21 39 - 21		40 - 5 41 - 5 42 - 5 43 - 5 44 - 5		40 - 13 41 - 13 42 - 13 43 - 13 44 - 13
	40 - 21 41 - 21 42 - 21 43 - 21 44 - 21	15716-65DT0	45 - 5 46 - 5 47 - 5 38 - 6 39 - 6	15773-90J00	45 - 13 46 - 13 47 - 13 38 - 16 39 - 16

DF70A 80A 90A E01 01

PART NO.	FIG. NO. -REF. NO.	PART NO.	FIG. NO. -REF. NO.	PART NO.	FIG. NO. -REF. NO.
15773-90J00	40 - 16 41 - 16 42 - 16 43 - 16 44 - 16	16510-61A31 16519-87L00 16520-87L00 16531-87L00 16539-87L00	70 - 10 70 - 8 70 - 5 70 - 11 70 - 12	17461-87E12	57 - 17 58 - 17 49 - 2 50 - 2 51 - 2
15775-87L00	45 - 16 46 - 16 47 - 16 38 - 14 39 - 14	16910-87L00 16930-87L00 17400-87L01	71 - 17 71 - 18 49 - 18 50 - 18 51 - 18		52 - 2 53 - 2 54 - 2 55 - 2 56 - 2
	40 - 14 41 - 14 42 - 14 43 - 14 44 - 14		52 - 18 53 - 18 54 - 18 55 - 18 56 - 18	17471-87L00	57 - 2 58 - 2 49 - 3 51 - 3 53 - 3
15830-87L00	45 - 14 46 - 14 47 - 14 38 - 9 40 - 9	17410-99E10	57 - 18 58 - 18 49 - 1 50 - 1 51 - 1	17471-87L10	55 - 3 57 - 3 50 - 3 52 - 3 54 - 3
15830-87L10	42 - 9 44 - 9 46 - 9 39 - 9 41 - 9		52 - 1 53 - 1 54 - 1 55 - 1 56 - 1	17472-87L00	56 - 3 58 - 3 49 - 4 50 - 4 51 - 4
15830-90J00	43 - 9 45 - 9 47 - 9 39 - 18 41 - 18	17413-99E11	57 - 1 58 - 1 49 - 16 51 - 16 53 - 16		52 - 4 53 - 4 54 - 4 55 - 4 56 - 4
15830-93J00	43 - 18 45 - 18 47 - 18 38 - 17 39 - 17	17413-99E21	55 - 16 57 - 16 50 - 16 52 - 16 54 - 16		57 - 4 58 - 4 191 - 5 192 - 5 193 - 5
	40 - 17 41 - 17 42 - 17 43 - 17 44 - 17	17416-99E10	56 - 16 58 - 16 49 - 17 50 - 17 51 - 17		194 - 5 195 - 5 196 - 5 197 - 5 198 - 5
16400-87L00 16440-99E00	45 - 17 46 - 17 47 - 17 70 - 1 70 - 3		52 - 17 53 - 17 54 - 17 55 - 17 56 - 17	17561-87L20	199 - 5 200 - 5 49 - 5 50 - 5 51 - 5

PART NO.	FIG. NO. -REF. NO.	PART NO.	FIG. NO. -REF. NO.	PART NO.	FIG. NO. -REF. NO.
17561-87L20	52 - 5 53 - 5 54 - 5 55 - 5 56 - 5	17611-90J00-0EP 17631-87L00	57 - 8 58 - 8 59 - 2 49 - 9 50 - 9		29 - 23 30 - 23 31 - 23 32 - 23 33 - 23
17561-87L30	57 - 5 58 - 5 49 - 5 50 - 5 51 - 5		51 - 9 52 - 9 53 - 9 54 - 9 55 - 9	18498-95J00	34 - 23 35 - 23 36 - 23 37 - 23 1 - 24
	52 - 5 53 - 5 54 - 5 55 - 5 56 - 5	17632-87L00	56 - 9 57 - 9 58 - 9 49 - 10 50 - 10	18498-99EA0	59 - 16 158 - 6 159 - 6 160 - 6 161 - 6
17562-87L00	57 - 5 58 - 5 49 - 6 50 - 6 51 - 6		51 - 10 52 - 10 53 - 10 54 - 10 55 - 10		162 - 6 163 - 6 164 - 6 165 - 6 166 - 6
	52 - 6 53 - 6 54 - 6 55 - 6 56 - 6	17660-99E01 17670-90J00	56 - 10 57 - 10 58 - 10 59 - 3 59 - 4	18498-99E10 18590-68H00 19115-87L00	167 - 6 48 - 13 48 - 14 78 - 3 60 - 8
17563-87D00	57 - 6 58 - 6 49 - 7 50 - 7 51 - 7	17670-90J10 17681-87L00 17685-87L00 17913-93J00	59 - 4 59 - 5 59 - 6 71 - 8 115 - 15		61 - 8 62 - 8 63 - 8 64 - 8 65 - 8
	52 - 7 53 - 7 54 - 7 55 - 7 56 - 7	17914-93J00 17915-87L00 17917-87L00	71 - 9 115 - 16 59 - 11 149 - 15 151 - 15	19120-87L00	66 - 8 67 - 8 68 - 8 69 - 8 60 - 9
17564-87D00	57 - 7 58 - 7 49 - 8 50 - 8 51 - 8		153 - 15 155 - 15 157 - 15 159 - 8 161 - 8		61 - 9 64 - 9 65 - 9 66 - 9 67 - 9
	52 - 8 53 - 8 54 - 8 55 - 8 56 - 8	18137-87L00 18498-87J00	163 - 8 165 - 8 167 - 8 25 - 8 28 - 23	19120-87L10	62 - 9 63 - 9 68 - 9 69 - 9 185 - 2

DF70A 80A 90A E01 01

PART NO.	FIG. NO. -REF. NO.	PART NO.	FIG. NO. -REF. NO.	PART NO.	FIG. NO. -REF. NO.
19120-87L10	186 - 2 187 - 2 188 - 2 189 - 2 190 - 2	21155-87L00 21157-87L00 21210-87L00 22511-99011	72 - 6 72 - 9 72 - 16 72 - 25 100 - 1	29141-93J20 29404-93J10	114 - 18 71 - 12
19131-95502	60 - 10 61 - 10 62 - 10 63 - 10 64 - 10		101 - 1 102 - 1 103 - 1 104 - 1 105 - 1	3 0 0 0 0	
	65 - 10 66 - 10 67 - 10 68 - 10 69 - 10	23115-87L00	106 - 1 107 - 1 108 - 1 109 - 1 72 - 10	31100-96J01 31111-94900 31123-94910 31131-90J01 31133-90J00	75 - 1 111 - 9 111 - 3 75 - 2 111 - 4
2 0 0 0 0		23230-90J00	126 - 4 127 - 4 128 - 4 129 - 4 185 - 3	31133-94900 31135-90J00 31135-94900 31136-90J10 31151-94J00	111 - 5 75 - 3 111 - 7 111 - 6 75 - 4
21110-87L00 21111-87J10-0EP	72 - 1 126 - 3 127 - 3 128 - 3 129 - 3		186 - 3 187 - 3 188 - 3 189 - 3 190 - 3	31152-90J00 31153-90J00 31171-96J00 31173-90J01 31173-94910	75 - 5 75 - 6 75 - 7 75 - 8 111 - 8
	185 - 5 186 - 5 187 - 5 188 - 5 189 - 5	25111-87L00 25111-87L10 25131-87L01 25141-87L00 25223-94400	73 - 1 73 - 1 73 - 2 73 - 5 73 - 6	31191-96J00 31220-94J00 31281-92J00 31310-90J00 31311-93J00	75 - 9 75 - 10 111 - 20 75 - 11 111 - 2
21131-93J00 21131-96010	190 - 5 72 - 2 126 - 55 127 - 55 128 - 55	25232-96302 25700-87L00 29116-93J00	73 - 3 114 - 28 71 - 11 73 - 7 112 - 12	31320-93J00 31341-93J00 31343-90J00 31344-90J00 31360-93J01	75 - 12 75 - 13 75 - 14 75 - 15 75 - 16
	129 - 55 185 - 49 186 - 49 187 - 49 188 - 49	29116-93J10	49 - 11 50 - 11 51 - 11 52 - 11 53 - 11	31912-87L00 31913-93J00 31914-93J00 31918-87L00 32102-87L00	75 - 19 75 - 17 75 - 18 75 - 20 76 - 1
21151-87L00 21152-87L00 21153-87L00	189 - 49 190 - 49 72 - 3 72 - 4 72 - 5		54 - 11 55 - 11 56 - 11 57 - 11 58 - 11	32120-87L10 32160-87L00 32800-87L00 32890-87L00 33220-58J20	76 - 5 76 - 6 77 - 1 77 - 3 76 - 8

PART NO.	FIG. NO. -REF. NO.	PART NO.	FIG. NO. -REF. NO.	PART NO.	FIG. NO. -REF. NO.
33410-87L00	77 - 8	34100-93J31	147 - 3		142 - 5
33634-96J00	79 - 4	34100-93J40	147 - 3		143 - 5
	80 - 4	34100-93J51	147 - 3		144 - 5
	81 - 4	34100-93J60	147 - 3		145 - 5
	82 - 4	34115-98J00	148 - 9		146 - 5
	83 - 4		149 - 9		147 - 20
	84 - 4		150 - 9	34200-93J40	147 - 24
	85 - 4		151 - 9	34200-93J50	147 - 24
	86 - 4		152 - 9	34300-93J00	147 - 10
	87 - 4		153 - 9	34300-93J11	147 - 10
	88 - 4		154 - 9	34310-92E00	147 - 11
33799-97E00	111 - 10		155 - 9	34360-92E00	147 - 12
33810-90J10	79 - 1		156 - 9	34500-93J00	141 - 3
	80 - 1		157 - 9		142 - 3
	81 - 1	34120-98J01	148 - 1		143 - 3
	82 - 1		149 - 1		144 - 3
	83 - 1		150 - 1		145 - 3
	84 - 1		151 - 1		146 - 3
	85 - 1		152 - 1		147 - 14
	86 - 1		153 - 1	34500-93J11	141 - 3
	87 - 1		154 - 1		142 - 3
	88 - 1		155 - 1		143 - 3
33920-87LJ0	93 - 12		156 - 1		144 - 3
33920-87LK0	94 - 12		157 - 1		145 - 3
33920-87LL0	95 - 12	34190-87D00	147 - 23		146 - 3
	97 - 12	34190-95500	148 - 2		147 - 14
33920-87LM0	96 - 12		149 - 2	34600-93J00	147 - 8
	98 - 12		150 - 2	34600-93J11	147 - 8
33920-87LN0	89 - 12		151 - 2	34650-93J20	147 - 16
	91 - 12		152 - 2	34650-93J31	147 - 16
33920-87LP0	90 - 12		153 - 2	34660-90J02	158 - 1
	92 - 12		154 - 2		159 - 1
33925-87L00	89 - 13		155 - 2		160 - 1
	90 - 13		156 - 2		161 - 1
	91 - 13		157 - 2		162 - 1
	92 - 13	34191-92E00	147 - 5		163 - 1
	93 - 13		147 - 17		164 - 1
	94 - 13	34200-93J00	141 - 5		165 - 1
	95 - 13		142 - 5		166 - 1
	96 - 13		143 - 5		167 - 1
	97 - 13		144 - 5	34800-93J00	141 - 1
	98 - 13		145 - 5		142 - 1
34100-93J00	147 - 3		146 - 5		143 - 1
34100-93J11	147 - 3		147 - 20		144 - 1
34100-93J20	147 - 3	34200-93J11	141 - 5		145 - 1

DF70A 80A 90A E01 01

PART NO.	FIG. NO. -REF. NO.	PART NO.	FIG. NO. -REF. NO.	PART NO.	FIG. NO. -REF. NO.
34800-93J00	146 - 1	36612-96J00	79 - 13		86 - 25
	147 - 1		80 - 13		87 - 25
34800-93J11	141 - 1		81 - 13	36617-87L20	88 - 25
	142 - 1		82 - 13		79 - 26
	143 - 1		83 - 13		80 - 26
	144 - 1		84 - 13		81 - 26
	145 - 1		85 - 13		82 - 26
	146 - 1		86 - 13		83 - 26
34830-87J20	147 - 1		87 - 13		84 - 26
	78 - 5		88 - 13		85 - 26
34840-98J10	78 - 6	36615-96300	141 - 6		86 - 26
34841-87L10	78 - 9		142 - 6		87 - 26
34842-87L01	78 - 10		143 - 6	36617-93J00	88 - 26
34843-87L00	78 - 11		144 - 6		79 - 24
34845-87L10	78 - 12		145 - 6		80 - 24
34960-98J00	148 - 10		146 - 6		81 - 24
	149 - 10		147 - 7		82 - 24
	150 - 10	36616-87L00	147 - 21		83 - 24
	151 - 10		79 - 18		84 - 24
	152 - 10		80 - 18		85 - 24
	153 - 10		81 - 18		86 - 24
	154 - 10		82 - 18	36618-43410	87 - 24
	155 - 10		83 - 18		88 - 24
	156 - 10		84 - 18		79 - 14
	157 - 10		85 - 18		80 - 14
34970-98J01	148 - 7		86 - 18		81 - 14
	149 - 7		87 - 18		82 - 14
	150 - 7	36617-87L00	88 - 18		83 - 14
	151 - 7		79 - 23		84 - 14
	152 - 7		80 - 23		85 - 14
	153 - 7		81 - 23		86 - 14
	154 - 7		82 - 23		87 - 14
	155 - 7		83 - 23	36620-93J02	88 - 14
	156 - 7		84 - 23	36620-93J10	168 - 54
	157 - 7		85 - 23		169 - 1
36610-87L30	79 - 3		86 - 23		170 - 1
	80 - 3		87 - 23		173 - 1
	81 - 3	36617-87L10	88 - 23		174 - 1
	82 - 3		79 - 25		175 - 1
	83 - 3		80 - 25		176 - 1
	84 - 3		81 - 25	36620-93J30	169 - 2
	85 - 3		82 - 25		170 - 2
	86 - 3		83 - 25		173 - 2
	87 - 3		84 - 25		174 - 2
	88 - 3		85 - 25		175 - 2

PART NO.	FIG. NO. -REF. NO.	PART NO.	FIG. NO. -REF. NO.	PART NO.	FIG. NO. -REF. NO.
36620-93J30	176 - 2		80 - 7		108 - 2
36620-93J40	169 - 1		81 - 7		108 - 3
	170 - 1		82 - 7		109 - 2
	173 - 1		83 - 7		109 - 3
	174 - 1		84 - 7		110 - 12
	175 - 1		85 - 7	36895-87D10	100 - 4
	176 - 1		86 - 7		101 - 4
36620-93J52	168 - 54		87 - 7		102 - 4
36620-93J62	168 - 54		88 - 7		103 - 4
36620-99E10	126 - 5	36737-96J00	79 - 6		104 - 4
	127 - 5		80 - 6		105 - 4
	128 - 5		81 - 6		106 - 4
	129 - 5		82 - 6		107 - 4
	185 - 6		83 - 6		108 - 4
	186 - 6		84 - 6		109 - 4
	187 - 6		85 - 6	36990-87D00	169 - 4
	188 - 6		86 - 6		170 - 4
	189 - 6		87 - 6		171 - 2
	190 - 6		88 - 6		172 - 2
36625-93J10	79 - 33	36738-87L00	79 - 8		173 - 4
	80 - 33		80 - 8		174 - 4
	81 - 33		81 - 8		175 - 4
	82 - 33		82 - 8		176 - 4
	83 - 33		83 - 8		177 - 2
	84 - 33		84 - 8		178 - 2
	85 - 33		85 - 8	37100-96J00	179 - 1
	86 - 33		86 - 8		180 - 1
	87 - 33		87 - 8		181 - 1
	88 - 33		88 - 8		182 - 1
36628-92E00	168 - 3	36894-87D00	100 - 2		183 - 1
36630-92E00	171 - 3		100 - 3		184 - 1
	172 - 3		101 - 2	37100-96J23	179 - 11
	177 - 3		101 - 3		180 - 11
	178 - 3		102 - 2		181 - 11
36646-93J01	168 - 2		102 - 3		182 - 11
36656-87L00	78 - 18		103 - 2		183 - 11
36660-94480	171 - 4		103 - 3		184 - 11
	172 - 4		104 - 2	37110-87J20	126 - 6
	177 - 4		104 - 3		127 - 6
	178 - 4		105 - 2		128 - 6
36682-92E00	171 - 5		105 - 3		129 - 6
	172 - 5		106 - 2		185 - 7
	177 - 5		106 - 3		186 - 7
	178 - 5		107 - 2		187 - 7
36721-96J00	79 - 7		107 - 3		188 - 7

DF70A 80A 90A E01 01

PART NO.	FIG. NO. -REF. NO.	PART NO.	FIG. NO. -REF. NO.	PART NO.	FIG. NO. -REF. NO.
37110-87J20	189 - 7 190 - 7		181 - 13 182 - 13		127 - 7 128 - 7
37110-93J00	179 - 12 180 - 12 181 - 12		183 - 13 184 - 13 185 - 8		129 - 7 168 - 5 179 - 13
	182 - 12 183 - 12 184 - 12		186 - 8 187 - 8 188 - 8		180 - 13 181 - 13 182 - 13
37110-93J10	168 - 4		189 - 8		183 - 13
37139-99E00	179 - 2		190 - 8		184 - 13
	180 - 2 181 - 2 182 - 2 183 - 2 184 - 2	37141-99E00	126 - 7 127 - 7 128 - 7 129 - 7 168 - 5		185 - 8 186 - 8 187 - 8 188 - 8 189 - 8
37139-99E20	179 - 19 180 - 19 181 - 19 182 - 19 183 - 19		179 - 13 180 - 13 181 - 13 182 - 13 183 - 13	37141-99E30	190 - 8 126 - 7 127 - 7 128 - 7 129 - 7
37141-99EA0	184 - 19 126 - 7 127 - 7 128 - 7 129 - 7		184 - 13 185 - 8 186 - 8 187 - 8 188 - 8		168 - 5 179 - 13 180 - 13 181 - 13 182 - 13
	168 - 5 179 - 13 180 - 13 181 - 13 182 - 13	37141-99E10	189 - 8 190 - 8 126 - 7 127 - 7 128 - 7		183 - 13 184 - 13 185 - 8 186 - 8 187 - 8
	183 - 13 184 - 13 185 - 8 186 - 8 187 - 8		129 - 7 168 - 5 179 - 13 180 - 13 181 - 13	37141-99E40	188 - 8 189 - 8 190 - 8 126 - 7 127 - 7
37141-99EB0	188 - 8 189 - 8 190 - 8 126 - 7 127 - 7		182 - 13 183 - 13 184 - 13 185 - 8 186 - 8		128 - 7 129 - 7 168 - 5 179 - 13 180 - 13
	128 - 7 129 - 7 168 - 5 179 - 13 180 - 13	37141-99E20	187 - 8 188 - 8 189 - 8 190 - 8 126 - 7		181 - 13 182 - 13 183 - 13 184 - 13 185 - 8

PART NO.	FIG. NO. -REF. NO.	PART NO.	FIG. NO. -REF. NO.	PART NO.	FIG. NO. -REF. NO.
37141-99E40	186 - 8 187 - 8 188 - 8 189 - 8 190 - 8		180 - 13 181 - 13 182 - 13 183 - 13 184 - 13	37143-99E00	126 - 8 127 - 8 128 - 8 129 - 8 168 - 6
37141-99E50	126 - 7 127 - 7 128 - 7 129 - 7 168 - 5		185 - 8 186 - 8 187 - 8 188 - 8 189 - 8		179 - 14 180 - 14 181 - 14 182 - 14 183 - 14
	179 - 13 180 - 13 181 - 13 182 - 13 183 - 13	37141-99E80	190 - 8 126 - 7 127 - 7 128 - 7 129 - 7		184 - 14 185 - 9 186 - 9 187 - 9 188 - 9
	184 - 13 185 - 8 186 - 8 187 - 8 188 - 8		168 - 5 179 - 13 180 - 13 181 - 13 182 - 13	37149-93J00	189 - 9 190 - 9 126 - 9 127 - 9 128 - 9
37141-99E60	189 - 8 190 - 8 126 - 7 127 - 7 128 - 7		183 - 13 184 - 13 185 - 8 186 - 8 187 - 8		129 - 9 168 - 7 179 - 15 180 - 15 181 - 15
	129 - 7 168 - 5 179 - 13 180 - 13 181 - 13	37141-99E90	188 - 8 189 - 8 190 - 8 126 - 7 127 - 7		182 - 15 183 - 15 184 - 15 185 - 10 186 - 10
	182 - 13 183 - 13 184 - 13 185 - 8 186 - 8		128 - 7 129 - 7 168 - 5 179 - 13 180 - 13	37210-93J00	187 - 10 188 - 10 189 - 10 190 - 10 179 - 9
37141-99E70	187 - 8 188 - 8 189 - 8 190 - 8 126 - 7		181 - 13 182 - 13 183 - 13 184 - 13 185 - 8		180 - 9 181 - 9 182 - 9 183 - 9 184 - 9
	127 - 7 128 - 7 129 - 7 168 - 5 179 - 13		186 - 8 187 - 8 188 - 8 189 - 8 190 - 8	37212-93J00	179 - 10 180 - 10 181 - 10 182 - 10 183 - 10

DF70A 80A 90A E01 01

PART NO.	FIG. NO. -REF. NO.	PART NO.	FIG. NO. -REF. NO.	PART NO.	FIG. NO. -REF. NO.
37212-93J00	184 - 10		127 - 10		180 - 18
37721-93J00	89 - 1		128 - 10		181 - 18
	90 - 1		129 - 10		182 - 18
	91 - 1		185 - 11		183 - 18
	92 - 1		186 - 11		184 - 18
	93 - 1		187 - 11		185 - 13
	94 - 1		188 - 11		186 - 13
	95 - 1		189 - 11		187 - 13
	96 - 1		190 - 11		188 - 13
	97 - 1	37820-93J03	168 - 9		189 - 13
	98 - 1		179 - 16		190 - 13
37721-93J90	168 - 8		180 - 16	37850-87J00	126 - 14
37726-87L00	89 - 4		181 - 16		127 - 14
	90 - 4		182 - 16		128 - 14
	91 - 4		183 - 16		129 - 14
	92 - 4		184 - 16		185 - 14
	93 - 4	37820-99E01	78 - 14		186 - 14
	94 - 4	37823-92E01	126 - 11		187 - 14
	95 - 4		127 - 11		188 - 14
	96 - 4		128 - 11		189 - 14
	97 - 4		129 - 11		190 - 14
	98 - 4		168 - 10	37850-90J05	168 - 11
37726-90J10	89 - 3		179 - 17	37850-99E04	89 - 6
	90 - 3		180 - 17		90 - 6
	91 - 3		181 - 17		91 - 6
	92 - 3		182 - 17		92 - 6
	93 - 3		183 - 17		93 - 6
	94 - 3		184 - 17		94 - 6
	95 - 3		185 - 12		95 - 6
	96 - 3		186 - 12		96 - 6
	97 - 3		187 - 12		97 - 6
	98 - 3		188 - 12		98 - 6
37803-93J03	179 - 5		189 - 12	37852-87J00	126 - 15
	180 - 5		190 - 12		127 - 15
	181 - 5	37825-99E00	179 - 6		128 - 15
	182 - 5		180 - 6		129 - 15
	183 - 5		181 - 6		185 - 15
37805-93J00	184 - 5		182 - 6		186 - 15
	179 - 7		183 - 6		187 - 15
	180 - 7		184 - 6		188 - 15
	181 - 7	37826-92E00	126 - 12		189 - 15
	182 - 7		127 - 12		190 - 15
	183 - 7		128 - 12	37855-99E00	179 - 8
	184 - 7		129 - 12		180 - 8
37820-87J02	126 - 10		179 - 18		181 - 8

PART NO.	FIG. NO. -REF. NO.	PART NO.	FIG. NO. -REF. NO.	PART NO.	FIG. NO. -REF. NO.
37855-99E00	182 - 8 183 - 8 184 - 8	38500-93J90	177 - 1 178 - 1 168 - 12 179 - 3 179 - 21	41161-94400	131 - 1 132 - 1 133 - 2 134 - 2 135 - 1
37859-90J00	168 - 53				
37860-87L00	147 - 26				
37862-87L00	147 - 27		180 - 3		136 - 1
38100-87L00	111 - 1		180 - 21		137 - 1
38410-93J12	89 - 9 90 - 9 91 - 9		181 - 3 181 - 21 182 - 3		138 - 1 139 - 2 140 - 2
	92 - 9 93 - 9 94 - 9 95 - 9 96 - 9		182 - 21 183 - 3 183 - 21 184 - 3 184 - 21	41220-93J11	100 - 21 101 - 21 102 - 17 103 - 17 104 - 21
38415-93J00	97 - 9 98 - 9 89 - 10 90 - 10 91 - 10	38860-76F01	79 - 9 79 - 10 80 - 9 80 - 10 81 - 9		105 - 21 106 - 21 107 - 21 108 - 17 109 - 17
	92 - 10 93 - 10 94 - 10 95 - 10 96 - 10		81 - 10 82 - 9 82 - 10 83 - 9 83 - 10	41224-95E01	100 - 22 101 - 22 102 - 18 103 - 18 104 - 22
38500-92X50	97 - 10 98 - 10 126 - 13 127 - 13 128 - 13		84 - 9 84 - 10 85 - 9 85 - 10 86 - 9		105 - 22 106 - 22 107 - 22 108 - 18 109 - 18
	129 - 13 185 - 16 186 - 16 187 - 16 188 - 16		86 - 10 87 - 9 87 - 10 88 - 9 88 - 10	41230-87L00	100 - 23 101 - 23 102 - 19 103 - 19 104 - 23
38500-93J00	189 - 16 190 - 16 169 - 3 170 - 3 171 - 1	40000			105 - 23 106 - 23 107 - 23 108 - 19 109 - 19
	172 - 1 173 - 3 174 - 3 175 - 3 176 - 3	41111-87L10-0EP 41121-87L10-0EP 41130-87L10 41135-93J11 41153-94500	99 - 1 99 - 2 99 - 3 99 - 4 99 - 10	41233-95E10	100 - 24 101 - 24 102 - 20 103 - 20 104 - 24

DF70A 80A 90A E01 01

PART NO.	FIG. NO. -REF. NO.	PART NO.	FIG. NO. -REF. NO.	PART NO.	FIG. NO. -REF. NO.
41233-95E10	105 - 24 106 - 24 107 - 24 108 - 20 109 - 20	43750-87L00-0EP	100 - 8 101 - 8 102 - 8 103 - 8 104 - 8	43770-99E03	190 - 58 126 - 60 127 - 60 128 - 60 129 - 60
41234-93J11	100 - 25 101 - 25 102 - 21 103 - 21 104 - 25		105 - 8 106 - 8 107 - 8 108 - 8 109 - 8		185 - 51 186 - 51 187 - 51 188 - 51 189 - 51
	105 - 25 106 - 25 107 - 25 108 - 21 109 - 21	43755-87L00-0EP	100 - 17 101 - 17 104 - 17 105 - 17 106 - 17	43776-87L00	190 - 51 126 - 58 127 - 58 128 - 58 129 - 58
43111-87L20-0EP	100 - 5 101 - 5 102 - 5 103 - 5 104 - 5	43755-87L12-0EP	107 - 17 126 - 57 127 - 57 128 - 57 129 - 57		185 - 61 186 - 61 187 - 61 188 - 61 189 - 61
	105 - 5 106 - 5 107 - 5 108 - 5 109 - 5		185 - 60 186 - 60 187 - 60 188 - 60 189 - 60	48000-87L01 48121-90J00 48321-90J00 48325-87L00	190 - 61 110 - 1 110 - 14 110 - 8 110 - 9
43211-93J00	100 - 6 101 - 6 102 - 6 103 - 6 104 - 6	43761-87J11-0EP	190 - 60 126 - 1 127 - 1 128 - 1 129 - 1	48400-87L00 48502-87L00 48557-90J00 48571-87L00	110 - 10 110 - 2 111 - 14 110 - 6 110 - 4
	105 - 6 106 - 6 107 - 6 108 - 6 109 - 6		185 - 4 186 - 4 187 - 4 188 - 4 189 - 4	48572-87L00 48582-95E01 48583-95E00 48585-95E00 48588-90J00	110 - 5 111 - 12 111 - 11 111 - 13 111 - 16
43711-97E00	100 - 7 101 - 7 102 - 7 103 - 7 104 - 7	43768-90J01	190 - 4 126 - 53 127 - 53 128 - 53 129 - 53	48611-87L00 48862-87J10 48862-90J20 48862-92J00 48862-92J10	110 - 3 110 - 7 111 - 19 111 - 17 111 - 18
	105 - 7 106 - 7 107 - 7 108 - 7 109 - 7		185 - 58 186 - 58 187 - 58 188 - 58 189 - 58	48864-96J00	111 - 15

PART NO.	FIG. NO. -REF. NO.	PART NO.	FIG. NO. -REF. NO.	PART NO.	FIG. NO. -REF. NO.
5 0 0 0 0		54120-87L10	112 - 23	57300-87860	74 - 5
		54122-87L00	112 - 24	57500-87873	74 - 8
		54130-87L00	112 - 25	57500-87882	74 - 13
		54137-87L00-0EP	112 - 29	57610-87L00	74 - 15
		54140-87L10	112 - 32	57621-87L00	74 - 16
51111-87L00-0EP	112 - 1	54151-87L00	113 - 12	57630-90J00	114 - 27
51115-87L00	112 - 2	54160-87L00	113 - 13	57631-87L00	74 - 17
51117-87L00	112 - 3	54165-87L00	113 - 14	57632-87L00	114 - 22
51122-87L00	112 - 20	54166-88L00	112 - 26	57633-90J02	114 - 23
51123-87L00	112 - 21		113 - 16	58100-87L00-019	114 - 20
	191 - 9	54167-87L01	113 - 19	58100-87L10-019	114 - 20
	192 - 9	54167-87L10	113 - 20	58100-87L20-019	114 - 20
	193 - 9	54173-87L00	113 - 21	58100-87L30-019	114 - 20
	194 - 9	54180-87L00	113 - 27	58100-87L40-019	114 - 20
	195 - 9	54211-90J01-0EP	113 - 23	58100-87L50-019	114 - 20
	196 - 9	54221-87L00-0EP	113 - 24	58100-90J01-019	114 - 20
	197 - 9	54231-87L00-0EP	113 - 25	58100-90J11-019	114 - 20
	198 - 9	55110-87L20-0EP	114 - 1	58100-90J21-019	114 - 20
	199 - 9	55125-90J01	114 - 4	58100-90J31-019	114 - 20
	200 - 9	55127-87D00	114 - 12	58100-90J41-019	114 - 20
51211-87L00	112 - 4		148 - 4	58120-90J00	114 - 21
	191 - 10		149 - 4	58200-90J00	114 - 20
	192 - 10		150 - 4	58200-90J10	114 - 20
	193 - 10		151 - 4	58200-90J20	114 - 20
	194 - 10		152 - 4	58200-90J30	114 - 20
	195 - 10		153 - 4	6 0 0 0 0	
	196 - 10		154 - 4		
	197 - 10		155 - 4		
	198 - 10		156 - 4		
	199 - 10		157 - 4		
52111-87L00-0EP	200 - 10	55320-94900	99 - 8	61112-99E01	115 - 1
52131-87L00-0EP	113 - 1	55321-87J00	1 - 7	61124-87L00	115 - 29
52331-87L00	113 - 4		27 - 6	61134-87L00	115 - 2
	191 - 11		113 - 10	61400-87Y65-0EP	116 - 1
	192 - 11		114 - 8		117 - 1
	193 - 11	55321-87J10	113 - 10		118 - 1
	194 - 11		114 - 8		119 - 1
	195 - 11	55321-94910	99 - 5		120 - 1
	196 - 11	55333-87L00	114 - 10		121 - 1
	197 - 11	56120-87L30-0EP	74 - 24		122 - 1
52332-87L10	114 - 11	56130-87L00	74 - 30		123 - 1
54114-90J01	113 - 22	57110-87L01	74 - 1		124 - 1
		57110-87L11	74 - 1		125 - 1
		57130-87E02	113 - 9	61422-87L31	120 - 12
		57133-87L00	74 - 2		121 - 12

DF70A 80A 90A E01 01

PART NO.	FIG. NO. -REF. NO.	PART NO.	FIG. NO. -REF. NO.	PART NO.	FIG. NO. -REF. NO.
61422-87L41	122 - 12 123 - 12 124 - 12 125 - 12	61446-87L11	116 - 10 117 - 10		118 - 5 119 - 5 120 - 5 121 - 5 122 - 5
61422-87L51	116 - 12				
	117 - 12 118 - 12 119 - 12		118 - 10 119 - 10 120 - 10 121 - 10 122 - 10	61493-96J00	123 - 5 124 - 5 125 - 5 3 - 8 4 - 8
61431-87L10-0EP	116 - 2 117 - 2				
	118 - 2 119 - 2 120 - 2 121 - 2 122 - 2	61453-87L12	123 - 10 124 - 10 125 - 10 116 - 9 117 - 9		5 - 8 6 - 8 7 - 8 8 - 8 9 - 8
	123 - 2 124 - 2 125 - 2		118 - 9 119 - 9 120 - 9 121 - 9 122 - 9	61494-87L00	10 - 8 11 - 8 12 - 8 3 - 9 4 - 9
61435-87L31	120 - 13 121 - 13				
61435-87L41	122 - 13 123 - 13 124 - 13 125 - 13	61458-99E31	117 - 14 119 - 14		5 - 9 6 - 9 7 - 9 8 - 9 9 - 9
61435-87L51	116 - 13				
	117 - 13 118 - 13 119 - 13		121 - 14 123 - 14 125 - 14		10 - 9 11 - 9 12 - 9
61439-87L00	116 - 3 117 - 3	61458-99E40	116 - 14 118 - 14	61610-93J00	116 - 6 117 - 6
	118 - 3 119 - 3 120 - 3 121 - 3 122 - 3	61472-93E32	120 - 14 122 - 14 124 - 14 4 - 6 6 - 6		118 - 6 119 - 6 120 - 6 121 - 6 122 - 6
	123 - 3 124 - 3 125 - 3		8 - 6 10 - 6 12 - 6		123 - 6 124 - 6 125 - 6
61443-87L12	116 - 9 117 - 9	61472-93E40	3 - 6 5 - 6	61632-93J00 61633-87L00	115 - 17 115 - 20
	118 - 9 119 - 9 120 - 9 121 - 9 122 - 9	61476-87L00	7 - 6 9 - 6 11 - 6 116 - 5 117 - 5	61641-87L00 61645-87L00 61673-93J10 61811-87L10-0EP 61821-87L10-0EP	115 - 18 115 - 21 115 - 22 115 - 3 115 - 4

PART NO.	FIG. NO. -REF. NO.	PART NO.	FIG. NO. -REF. NO.	PART NO.	FIG. NO. -REF. NO.
61827-87L00	115 - 9		129 - 56		189 - 23
61831-87L20-0EP	115 - 11		185 - 50	63235-87J00	190 - 23
63002-87L02-0EP	185 - 1		186 - 50		126 - 23
	186 - 1		187 - 50		127 - 23
	187 - 1		188 - 50		128 - 23
	188 - 1		189 - 50		129 - 23
	189 - 1	63221-87J00	190 - 50		185 - 24
63110-87L02-0EP	190 - 1		126 - 19		186 - 24
	126 - 2		127 - 19		187 - 24
	127 - 2		128 - 19		188 - 24
	128 - 2		129 - 19		189 - 24
	129 - 2		185 - 20	63240-87J00	190 - 24
63111-87J10-0EP	126 - 16		186 - 20		126 - 24
	127 - 16		187 - 20		127 - 24
	128 - 16		188 - 20		128 - 24
	129 - 16		189 - 20		129 - 24
	185 - 17	63223-92D00	190 - 20		185 - 25
	186 - 17		126 - 20		186 - 25
	187 - 17		127 - 20		187 - 25
	188 - 17		128 - 20		188 - 25
	189 - 17		129 - 20		189 - 25
	190 - 17		185 - 21	63250-87J01	190 - 25
63121-87J03	126 - 17		186 - 21		126 - 25
	127 - 17		187 - 21		127 - 25
	128 - 17		188 - 21		128 - 25
	129 - 17		189 - 21		129 - 25
	185 - 18	63225-93200	190 - 21		185 - 26
	186 - 18		126 - 21		186 - 26
	187 - 18		127 - 21		187 - 26
	188 - 18		128 - 21		188 - 26
	189 - 18		129 - 21		189 - 26
	190 - 18		185 - 22	63251-87J00	190 - 26
63210-93E30	126 - 18		186 - 22		126 - 26
	127 - 18		187 - 22		127 - 26
	128 - 18		188 - 22		128 - 26
	129 - 18		189 - 22		129 - 26
	185 - 19	63227-93200	190 - 22		185 - 27
	186 - 19		126 - 22		186 - 27
	187 - 19		127 - 22		187 - 27
	188 - 19		128 - 22		188 - 27
	189 - 19		129 - 22		189 - 27
	190 - 19		185 - 23	63260-87J02	190 - 27
63215-93110	126 - 56		186 - 23		126 - 27
	127 - 56		187 - 23		127 - 27
	128 - 56		188 - 23		128 - 27

DF70A 80A 90A E01 01

PART NO.	FIG. NO. -REF. NO.	PART NO.	FIG. NO. -REF. NO.	PART NO.	FIG. NO. -REF. NO.
63260-87J02	129 - 27 185 - 28 186 - 28 187 - 28 188 - 28	63273-87J00	189 - 32 190 - 32 126 - 32 127 - 32 128 - 32		129 - 46 185 - 48 186 - 48 187 - 48 188 - 48
63261-87J00	189 - 28 190 - 28 126 - 28 127 - 28 128 - 28		129 - 32 185 - 33 186 - 33 187 - 33 188 - 33	63625-99E00	189 - 48 190 - 48 126 - 35 127 - 35 128 - 35
	129 - 28 185 - 29 186 - 29 187 - 29 188 - 29	63274-87J00	189 - 33 190 - 33 126 - 33 127 - 33 128 - 33		129 - 35 185 - 36 186 - 36 187 - 36 188 - 36
63262-87J00	189 - 29 190 - 29 126 - 29 127 - 29 128 - 29		129 - 33 185 - 34 186 - 34 187 - 34 188 - 34	63626-99E01	189 - 36 190 - 36 126 - 36 127 - 36 128 - 36
	129 - 29 185 - 30 186 - 30 187 - 30 188 - 30	63610-87J00	189 - 34 190 - 34 126 - 34 127 - 34 128 - 34		129 - 36 185 - 37 186 - 37 187 - 37 188 - 37
63271-87J00	189 - 30 190 - 30 126 - 30 127 - 30 128 - 30		129 - 34 185 - 35 186 - 35 187 - 35 188 - 35	65000-95D01 65520-95D00 65561-95D00	189 - 37 190 - 37 130 - 1 130 - 2 130 - 3
	129 - 30 185 - 31 186 - 31 187 - 31 188 - 31	63611-87J00	189 - 35 190 - 35 126 - 45 127 - 45 128 - 45	65700-90J12 65740-95D01 65750-95500 65770-95505 65831-95D00	130 - 11 130 - 7 130 - 12 130 - 13 130 - 4
63272-87J00	189 - 31 190 - 31 126 - 31 127 - 31 128 - 31		129 - 45 185 - 47 186 - 47 187 - 47 188 - 47	65890-95D00 65892-95D00 67200-93J04 67212-95600 67213-92E00	130 - 5 130 - 6 168 - 1 168 - 13 168 - 14
	129 - 31 185 - 32 186 - 32 187 - 32 188 - 32	63612-87J00	189 - 47 190 - 47 126 - 46 127 - 46 128 - 46	67220-95630 67223-99E10 67229-95600 67232-95600 67238-87D00	168 - 17 168 - 18 168 - 19 168 - 20 168 - 21

PART NO.	FIG. NO. -REF. NO.	PART NO.	FIG. NO. -REF. NO.	PART NO.	FIG. NO. -REF. NO.
67241-99E10	168 - 22		135 - 7		135 - 5
67243-95600	168 - 23		136 - 7		136 - 5
67244-95600	168 - 24		137 - 7		137 - 5
67245-95600	168 - 25		138 - 7		138 - 5
67251-99E10	168 - 26		139 - 8		139 - 6
67252-95600	168 - 27		140 - 8		140 - 6
67253-95600	168 - 28	67500-93J00	201 - 1	67728-99E00	131 - 6
67255-99E00	168 - 29	67700-87L00	133 - 1		132 - 6
67256-95600	168 - 30		134 - 1		133 - 7
67257-99E00	168 - 31		139 - 1		134 - 7
67258-99E00	168 - 32		140 - 1		135 - 6
67259-87D00	168 - 33	67701-87L00	131 - 2		136 - 6
67261-99E00	168 - 34		132 - 2		137 - 6
67264-95600	168 - 36		133 - 3		138 - 6
67267-95610	168 - 37		134 - 3		139 - 7
67273-95600	168 - 38		135 - 2		140 - 7
67275-95600	168 - 39		136 - 2	68110-87D01	116 - 16
67288-92E00	168 - 40		137 - 2		117 - 16
67292-87J00	126 - 37		138 - 2		118 - 16
	127 - 37		139 - 3		119 - 16
	128 - 37		140 - 3		120 - 16
	129 - 37	67721-87L00	131 - 3		121 - 16
	185 - 38		132 - 3		122 - 16
	186 - 38		133 - 4		123 - 16
	187 - 38		134 - 4		124 - 16
	188 - 38		135 - 3		125 - 16
	189 - 38		136 - 3	68111-18G20	116 - 11
	190 - 38		137 - 3		117 - 11
67292-94300	168 - 41		138 - 3		118 - 11
67294-95600	168 - 42		139 - 4		119 - 11
67296-90J00	168 - 43		140 - 4		120 - 11
67296-92E10	168 - 16	67725-99E10	131 - 4		121 - 11
67296-94300	168 - 44		132 - 4		122 - 11
67296-94310	168 - 35		133 - 5		123 - 11
67296-95600	168 - 45		134 - 5		124 - 11
67296-95610	168 - 46		135 - 4		125 - 11
67297-95600	168 - 47		136 - 4	68165-16B00-13L	168 - 48
67341-87L00	115 - 31		137 - 4	69711-93E10	3 - 7
67345-87L00	115 - 33		138 - 4		4 - 7
67346-87L00	115 - 34		139 - 5		5 - 7
67350-87L00	115 - 36		140 - 5		6 - 7
67467-89J01	131 - 7	67726-99E00	131 - 5		7 - 7
	132 - 7		132 - 5		8 - 7
	133 - 8		133 - 6		9 - 7
	134 - 8		134 - 6		10 - 7

DF70A 80A 90A E01 01

PART NO.	FIG. NO. -REF. NO.	PART NO.	FIG. NO. -REF. NO.	PART NO.	FIG. NO. -REF. NO.
69711-93E10	11 - 7 12 - 7	01550-06127	23 - 6 24 - 6 2 - 12 28 - 25 29 - 25		94 - 5 94 - 11 95 - 5 95 - 11 96 - 5
90000			30 - 25 31 - 25 32 - 25 33 - 25 34 - 25		96 - 11 97 - 5 97 - 11 98 - 5 98 - 11
99011-87L05-054	191 - 12 193 - 12 195 - 12 197 - 12 199 - 12		35 - 25 36 - 25 37 - 25 71 - 20 76 - 11		116 - 8 117 - 8 118 - 8 119 - 8 120 - 8
99011-87L05-059	191 - 12 192 - 12 193 - 12 194 - 12 195 - 12		79 - 22 79 - 30 80 - 22 80 - 30 81 - 22		121 - 8 122 - 8 123 - 8 124 - 8 125 - 8
	196 - 12 197 - 12 198 - 12 199 - 12 200 - 12		81 - 30 82 - 22 82 - 30 83 - 22 83 - 30	01550-0616A 01550-06167	70 - 7 38 - 3 38 - 15 39 - 3 39 - 15
00000	— —		84 - 22 84 - 30 85 - 22 85 - 30 86 - 22	— —	40 - 3 40 - 15 41 - 3 41 - 15 42 - 3
01421-08257 01547-06167 01547-06207 01547-06257 01547-06457	25 - 4 76 - 9 77 - 9 1 - 19 1 - 20		86 - 30 87 - 22 87 - 30 88 - 22 88 - 30		42 - 15 43 - 3 43 - 15 44 - 3 44 - 15
01550-05107 01550-05167 01550-0612A	115 - 27 115 - 28 15 - 6 16 - 6 17 - 6		89 - 5 89 - 11 90 - 5 90 - 11 91 - 5		45 - 3 45 - 15 46 - 3 46 - 15 47 - 3
	18 - 6 19 - 6 20 - 6 21 - 6 22 - 6		91 - 11 92 - 5 92 - 11 93 - 5 93 - 11		47 - 15 48 - 9 60 - 4 61 - 4 62 - 4

PART NO.	FIG. NO. -REF. NO.	PART NO.	FIG. NO. -REF. NO.	PART NO.	FIG. NO. -REF. NO.
01550-06167	63 - 4 64 - 4 65 - 4 66 - 4 67 - 4	01550-06357	12 - 2 27 - 3 59 - 7 60 - 14 61 - 14		42 - 12 43 - 12 44 - 12 45 - 12 46 - 12
	68 - 4 69 - 4 75 - 21 115 - 32 116 - 4		62 - 14 63 - 14 64 - 14 65 - 14 66 - 14	01550-08307	47 - 12 25 - 5 60 - 15 61 - 15 62 - 15
	117 - 4 118 - 4 119 - 4 120 - 4 121 - 4	01550-06407 01550-06507	67 - 14 68 - 14 69 - 14 72 - 14 60 - 3		63 - 15 64 - 15 65 - 15 66 - 15 67 - 15
01550-0620A	122 - 4 123 - 4 124 - 4 125 - 4 14 - 12		61 - 3 62 - 3 63 - 3 64 - 3 65 - 3	01550-0835A 01550-08357	68 - 15 69 - 15 70 - 13 14 - 9 75 - 23
01550-06207	1 - 28 72 - 8 112 - 15 148 - 13 149 - 13	01550-06557	66 - 3 67 - 3 68 - 3 69 - 3 60 - 5	01550-08407 01550-08457 01570-06127 02112-0408A	1 - 12 2 - 9 25 - 6 115 - 38 28 - 14
	150 - 13 151 - 13 152 - 13 153 - 13 154 - 13		61 - 5 62 - 5 63 - 5 64 - 5 65 - 5	02112-0510A	30 - 14 32 - 14 34 - 14 36 - 14 28 - 15
01550-06257	155 - 13 156 - 13 157 - 13 48 - 2 77 - 2	01550-08207	66 - 5 67 - 5 68 - 5 69 - 5 1 - 9	02112-0612A	30 - 15 32 - 15 34 - 15 36 - 15 1 - 22
01550-06307	77 - 5 3 - 2 4 - 2 5 - 2 6 - 2	01550-0825A	2 - 2 27 - 8 75 - 22 115 - 10 14 - 6	02112-34167 02142-05207	25 - 9 126 - 44 127 - 44 128 - 44 129 - 44
	7 - 2 8 - 2 9 - 2 10 - 2 11 - 2	01550-08257	112 - 22 38 - 12 39 - 12 40 - 12 41 - 12		185 - 46 186 - 46 187 - 46 188 - 46 189 - 46

DF70A 80A 90A E01 01

PART NO.	FIG. NO. -REF. NO.	PART NO.	FIG. NO. -REF. NO.	PART NO.	FIG. NO. -REF. NO.
02142-05207	190 - 46		17 - 7	09100-10264	126 - 47
02142-06167	79 - 21		18 - 7		127 - 47
	80 - 21		19 - 7		128 - 47
	81 - 21		20 - 7		129 - 47
	82 - 21		21 - 7		185 - 52
	83 - 21		22 - 7		186 - 52
	84 - 21		23 - 7		187 - 52
	85 - 21		24 - 7		188 - 52
	86 - 21	06111-07004	74 - 21		189 - 52
	87 - 21	06111-11004	74 - 22		190 - 52
	88 - 21	08113-60087	74 - 28	09100-12090	99 - 11
02162-05207	78 - 4	08310-00067	79 - 15	09100-12091	99 - 11
03112-06303	148 - 3		80 - 15	09103-06093	78 - 13
	149 - 3		81 - 15	09103-06152	78 - 17
	150 - 3		82 - 15	09103-06220	70 - 2
	151 - 3		83 - 15	09103-06266	1 - 3
	152 - 3		84 - 15	09103-06281	1 - 8
	153 - 3		85 - 15		27 - 7
	154 - 3		86 - 15		38 - 10
	155 - 3		87 - 15		39 - 10
	156 - 3		88 - 15		40 - 10
	157 - 3	08316-10087	25 - 7		41 - 10
03121-0516A	179 - 20		79 - 2		42 - 10
	180 - 20		80 - 2		43 - 10
	181 - 20		81 - 2		44 - 10
	182 - 20		82 - 2		45 - 10
	183 - 20		83 - 2		46 - 10
	184 - 20		84 - 2		47 - 10
03122-05165	147 - 28		85 - 2		113 - 11
03542-06209	3 - 4		86 - 2		114 - 9
	4 - 4		87 - 2	09103-06282	76 - 12
	5 - 4		88 - 2	09103-16004	76 - 2
	6 - 4	08321-01067	79 - 16	09106-05030	76 - 7
	7 - 4		80 - 16	09106-08099	126 - 41
	8 - 4		81 - 16		127 - 41
	9 - 4		82 - 16		128 - 41
	10 - 4		83 - 16		129 - 41
	11 - 4		84 - 16		185 - 43
	12 - 4		85 - 16		186 - 43
04211-11129	112 - 8		86 - 16		187 - 43
	112 - 9		87 - 16		188 - 43
04211-13189	1 - 13		88 - 16		189 - 43
04221-04089	13 - 6	08331-41359	72 - 27		190 - 43
04221-05109	15 - 7	08332-1107A	73 - 4	09108-10115	113 - 5
	16 - 7	09100-08232	168 - 49	09108-10156	100 - 18

PART NO.	FIG. NO. -REF. NO.	PART NO.	FIG. NO. -REF. NO.	PART NO.	FIG. NO. -REF. NO.
09108-10156	101 - 18 104 - 18 105 - 18 106 - 18 107 - 18		188 - 62 189 - 62 190 - 62 09117-08047 74 - 29 09117-08057 74 - 33		104 - 9 104 - 10 104 - 11 104 - 26 105 - 9
09108-10157 09116-05010 09116-06121	113 - 6 72 - 15 59 - 8 71 - 7 99 - 9	09117-10058	126 - 54 127 - 54 128 - 54 129 - 54 185 - 59		105 - 10 105 - 11 105 - 26 106 - 9 106 - 10
09116-06127 09116-06202	115 - 19 28 - 18 29 - 18 30 - 18 31 - 18		186 - 59 187 - 59 188 - 59 189 - 59 190 - 59		106 - 11 106 - 26 107 - 9 107 - 10 107 - 11
	32 - 18 33 - 18 34 - 18 35 - 18 36 - 18	09118-08127 09125-05042 09125-05046 09125-05047	115 - 12 168 - 15 78 - 7 126 - 42 127 - 42		107 - 26 108 - 9 108 - 10 108 - 11 108 - 22
09116-06215 09116-08117 09116-08128	37 - 18 77 - 4 26 - 4 112 - 6 71 - 10		128 - 42 129 - 42 185 - 44 186 - 44 187 - 44		109 - 9 109 - 10 109 - 11 109 - 22 110 - 13
09116-08137 09116-10129	112 - 5 99 - 6 112 - 33 114 - 5 71 - 15		188 - 44 189 - 44 190 - 44 09125-05135 201 - 2 09125-06063 100 - 9	09126-05003 09126-06015	168 - 50 126 - 38 127 - 38 128 - 38 129 - 38
09116-10131 09116-10137 09116-10139	110 - 15 114 - 16 71 - 16 112 - 30 113 - 2		100 - 10 100 - 11 100 - 26 101 - 9 101 - 10		185 - 40 186 - 40 187 - 40 188 - 40 189 - 40
09116-10147 09116-10150	113 - 26 112 - 31 114 - 17 126 - 59 127 - 59		101 - 11 101 - 26 102 - 9 102 - 10 102 - 11	09132-04034	190 - 40 49 - 15 50 - 15 51 - 15 52 - 15
	128 - 59 129 - 59 185 - 62 186 - 62 187 - 62		102 - 22 103 - 9 103 - 10 103 - 11 103 - 22		53 - 15 54 - 15 55 - 15 56 - 15 57 - 15

DF70A 80A 90A E01 01

PART NO.	FIG. NO. -REF. NO.	PART NO.	FIG. NO. -REF. NO.	PART NO.	FIG. NO. -REF. NO.
09132-04034	58 - 15		103 - 23		135 - 9
09136-05008	126 - 43		104 - 27		136 - 9
	127 - 43		105 - 27		137 - 9
	128 - 43		106 - 27		138 - 9
	129 - 43		107 - 27		139 - 10
	185 - 45		108 - 23		140 - 10
	186 - 45		109 - 23	09160-06082	100 - 28
	187 - 45	09140-14024	74 - 10		101 - 28
	188 - 45	09141-18005	114 - 24		102 - 24
	189 - 45	09159-10050	100 - 19		103 - 24
	190 - 45		101 - 19		104 - 28
09136-06148	115 - 5		104 - 19		105 - 28
09136-06149	115 - 6		105 - 19		106 - 28
09136-06161	115 - 7		106 - 19		107 - 28
09137-04004	89 - 2		107 - 19		108 - 24
	90 - 2		126 - 48		109 - 24
	91 - 2		127 - 48	09160-06084	60 - 6
	92 - 2		128 - 48		61 - 6
	93 - 2		129 - 48		62 - 6
	94 - 2		185 - 53		63 - 6
	95 - 2		186 - 53		64 - 6
	96 - 2		187 - 53		65 - 6
	97 - 2		188 - 53		66 - 6
	98 - 2		189 - 53		67 - 6
09139-02003	185 - 39		190 - 53		68 - 6
	186 - 39	09159-12014	99 - 12		69 - 6
	187 - 39		112 - 27	09160-06104	168 - 52
	188 - 39		113 - 17	09160-09019	72 - 11
	189 - 39	09159-22006	99 - 7		72 - 17
	190 - 39	09160-05029	78 - 8	09160-10114	126 - 49
09140-05005	60 - 11		201 - 4		127 - 49
	61 - 11	09160-06046	60 - 12		128 - 49
	62 - 11		61 - 12		129 - 49
	63 - 11		62 - 12		185 - 54
	64 - 11		63 - 12		186 - 54
	65 - 11		64 - 12		187 - 54
	66 - 11		65 - 12		188 - 54
	67 - 11		66 - 12		189 - 54
	68 - 11		67 - 12		190 - 54
	69 - 11		68 - 12	09160-10141	100 - 20
	201 - 3		69 - 12		101 - 20
09140-06020	168 - 51	09160-06055	131 - 9		104 - 20
09140-10032	100 - 27		132 - 9		105 - 20
	101 - 27		133 - 10		106 - 20
	102 - 23		134 - 10		107 - 20

PART NO.	FIG. NO. -REF. NO.	PART NO.	FIG. NO. -REF. NO.	PART NO.	FIG. NO. -REF. NO.
09160-10141	114 - 19		186 - 41		36 - 19
09160-10508	126 - 50		187 - 41		37 - 19
	127 - 50		188 - 41	09169-08039	115 - 13
	128 - 50		189 - 41	09169-28003	100 - 13
	129 - 50		190 - 41		101 - 13
	185 - 55	09164-10016	126 - 52		102 - 13
	186 - 55		127 - 52		103 - 13
	187 - 55		128 - 52		104 - 13
	188 - 55		129 - 52		105 - 13
	189 - 55		185 - 57		106 - 13
	190 - 55		186 - 57		107 - 13
09160-12044	99 - 14		187 - 57		108 - 13
09160-12110	99 - 13		188 - 57		109 - 13
	112 - 28		189 - 57	09180-06186	60 - 13
09160-12113	113 - 18		190 - 57		61 - 13
09160-12120	113 - 15	09164-14008	115 - 24		62 - 13
09160-13014	115 - 23	09168-10034	114 - 7		63 - 13
09160-16047	76 - 3	09168-12012	71 - 13		64 - 13
09160-18028	114 - 26	09168-12013	38 - 20		65 - 13
09160-18031	112 - 10		40 - 20		66 - 13
09160-39001	100 - 12		42 - 20		67 - 13
	101 - 12		44 - 20		68 - 13
	102 - 12		46 - 20		69 - 13
	103 - 12	09168-16002	70 - 4	09181-25030	74 - 23
	104 - 12	09169-06053	79 - 19	09181-25072	74 - 11
	105 - 12		80 - 19	09181-25073	74 - 11
	106 - 12		81 - 19	09181-25074	74 - 11
	107 - 12		82 - 19	09181-25075	74 - 11
	108 - 12		83 - 19	09181-25130	74 - 11
	109 - 12		84 - 19	09181-25139	74 - 11
09161-16008	49 - 12		85 - 19	09181-25143	74 - 11
	50 - 12		86 - 19	09181-25149	74 - 11
	51 - 12		87 - 19	09181-25153	74 - 11
	52 - 12		88 - 19	09181-39001	100 - 14
	53 - 12	09169-06062	1 - 29		101 - 14
	54 - 12		77 - 6		102 - 14
	55 - 12	09169-06075	26 - 5		103 - 14
	56 - 12		28 - 19		104 - 14
	57 - 12		29 - 19		105 - 14
	58 - 12		30 - 19		106 - 14
09163-06001	126 - 39		31 - 19		107 - 14
	127 - 39		32 - 19		108 - 14
	128 - 39		33 - 19		109 - 14
	129 - 39		34 - 19	09181-40004	74 - 12
	185 - 41		35 - 19	09181-40005	74 - 12

DF70A 80A 90A E01 01

PART NO.	FIG. NO. -REF. NO.	PART NO.	FIG. NO. -REF. NO.	PART NO.	FIG. NO. -REF. NO.
09181-40006	74 - 12	09202-08006	112 - 7	09265-25040	74 - 4
09181-40007	74 - 12		113 - 3	09265-40003	74 - 7
09181-40008	74 - 12		113 - 7	09280-08012	38 - 11
09181-40009	74 - 12		114 - 3		39 - 11
09181-40010	74 - 12	09204-01006	72 - 12		40 - 11
09181-40011	74 - 12		72 - 18		41 - 11
09181-40012	74 - 12		100 - 29		42 - 11
09181-40013	74 - 12		101 - 29		43 - 11
09181-40018	74 - 12		102 - 25		44 - 11
09181-40186	74 - 9		103 - 25		45 - 11
09181-40190	74 - 9		104 - 29		46 - 11
09181-40195	74 - 9		105 - 29		47 - 11
09181-41002	74 - 9		106 - 29	09280-09008	71 - 19
09181-41003	74 - 9		107 - 29	09280-11001	112 - 13
09181-41004	74 - 9		108 - 25	09280-17002	70 - 6
09181-41005	74 - 9		109 - 25	09280-20002	112 - 14
09181-41006	74 - 9	09204-03003	114 - 25	09280-22019	1 - 6
09181-41008	74 - 9	09205-05011	74 - 3		27 - 5
09181-41009	74 - 9	09205-10008	72 - 22	09280-26005	48 - 3
09181-41010	74 - 9	09206-08001	1 - 4	09280-26006	1 - 16
09181-41012	74 - 9	09206-13019	2 - 8		59 - 9
09181-41013	74 - 9	09246-05006	70 - 14	09280-46004	74 - 31
09181-41014	74 - 9	09248-10008	114 - 6	09280-55006	73 - 8
09181-64002	74 - 14	09248-12009	71 - 14	09280-92004	74 - 26
09181-64003	74 - 14	09248-12011	72 - 19	09282-08005	73 - 9
09181-64004	74 - 14	09248-18010	112 - 11	09282-22007	74 - 32
09181-64005	74 - 14	09248-18011	2 - 6		112 - 18
09181-64006	74 - 14	09250-08013	148 - 14	09282-25001	74 - 27
09181-64007	74 - 14		149 - 14	09282-39001	100 - 15
09181-64008	74 - 14		150 - 14		101 - 15
09181-64009	74 - 14		151 - 14		102 - 15
09181-64010	74 - 14		152 - 14		103 - 15
09181-64011	74 - 14		153 - 14		104 - 15
09202-04022	115 - 25		154 - 14		105 - 15
09202-06031	49 - 13		155 - 14		106 - 15
	50 - 13		156 - 14		107 - 15
	51 - 13		157 - 14		108 - 15
	52 - 13	09251-07003	130 - 9		109 - 15
	53 - 13	09260-10005	72 - 23	09283-52004	13 - 12
	54 - 13	09262-17019	112 - 16	09289-05012	15 - 16
	55 - 13	09262-32008	14 - 2		16 - 16
	56 - 13	09262-35070	14 - 3		17 - 16
	57 - 13	09263-25067	74 - 6		18 - 16
	58 - 13		74 - 25		19 - 16
09202-07003	74 - 18	09263-26023	114 - 2		20 - 16

PART NO.	FIG. NO. -REF. NO.	PART NO.	FIG. NO. -REF. NO.	PART NO.	FIG. NO. -REF. NO.
09289-05012	21 - 16 22 - 16 23 - 16 24 - 16		44 - 7 45 - 7 46 - 7 47 - 7		43 - 24 44 - 24 45 - 24 46 - 24 47 - 24
09289-18001	112 - 17	09320-09016	1 - 30		
09306-10020	126 - 51 127 - 51 128 - 51 129 - 51 185 - 56		3 - 3 4 - 3 5 - 3 6 - 3 7 - 3	09352-50823-600	28 - 21 29 - 21 30 - 21 31 - 21 32 - 21
	186 - 56 187 - 56 188 - 56 189 - 56 190 - 56		8 - 3 9 - 3 10 - 3 11 - 3 12 - 3		33 - 21 34 - 21 35 - 21 36 - 21 37 - 21
09306-10022	72 - 7		77 - 7	09352-50903-600	59 - 13
09306-13007	115 - 26	09320-09039	26 - 6		59 - 14
09307-09002	72 - 13		28 - 20		148 - 11
	72 - 20		29 - 20		149 - 11
09320-04009	79 - 20		30 - 20		150 - 11
	80 - 20 81 - 20 82 - 20 83 - 20 84 - 20		31 - 20 32 - 20 33 - 20 34 - 20 35 - 20		151 - 11 152 - 11 153 - 11 154 - 11 155 - 11
	85 - 20 86 - 20 87 - 20 88 - 20		36 - 20 37 - 20		156 - 11 157 - 11
09320-08021	79 - 5	09320-11013	115 - 14		158 - 2
		09321-08022	115 - 8		158 - 3
		09329-10022	116 - 7		159 - 2
	80 - 5 81 - 5 82 - 5 83 - 5 84 - 5		117 - 7 118 - 7 119 - 7 120 - 7 121 - 7		159 - 3 160 - 2 160 - 3 161 - 2 161 - 3
	85 - 5 86 - 5 87 - 5 88 - 5		122 - 7 123 - 7 124 - 7 125 - 7		162 - 2 162 - 3 163 - 2 163 - 3
09320-08062	38 - 7	09343-70503-600	48 - 12		164 - 2
	39 - 7 40 - 7 41 - 7 42 - 7 43 - 7	09343-75001-600	38 - 24 39 - 24 40 - 24 41 - 24 42 - 24		164 - 3 165 - 2 165 - 3 166 - 2 166 - 3

DF70A 80A 90A E01 01

PART NO.	FIG. NO. -REF. NO.	PART NO.	FIG. NO. -REF. NO.	PART NO.	FIG. NO. -REF. NO.
09352-50903-600	167 - 2 167 - 3		162 - 4 163 - 4		152 - 8 153 - 8
09352-70103-600	115 - 37		164 - 4		154 - 8
09355-11165-600	1 - 23		165 - 4		155 - 8
09355-40805-00B	114 - 13		166 - 4		156 - 8
	148 - 5 149 - 5 150 - 5 151 - 5 152 - 5	09367-08001 09380-22015 09380-38003	167 - 4 130 - 10 110 - 11 100 - 16 101 - 16		157 - 8 158 - 5 159 - 5 160 - 5 161 - 5
	153 - 5 154 - 5 155 - 5 156 - 5 157 - 5		102 - 16 103 - 16 104 - 16 105 - 16 106 - 16		162 - 5 163 - 5 164 - 5 165 - 5 166 - 5
09360-12008	38 - 19 40 - 19 42 - 19 44 - 19 46 - 19	09381-18002 09381-40005	107 - 16 108 - 16 109 - 16 13 - 4 113 - 8	09401-11423	167 - 5 48 - 6 48 - 15 130 - 8
09360-12013	39 - 19 41 - 19 43 - 19 45 - 19 47 - 19	09385-06012	131 - 8 132 - 8 133 - 9 134 - 9 135 - 8	09401-11425	38 - 25
09362-09008 09363-08004	114 - 14 38 - 18 40 - 18 42 - 18 44 - 18		136 - 8 137 - 8 138 - 8 139 - 9 140 - 9		44 - 25 45 - 25 46 - 25 47 - 25 1 - 25
09367-06002	46 - 18 148 - 12 149 - 12 150 - 12 151 - 12	09401-08412	28 - 22 29 - 22 30 - 22 31 - 22 32 - 22	09401-15414	
	152 - 12 153 - 12 154 - 12 155 - 12 156 - 12		33 - 22 34 - 22 35 - 22 36 - 22 37 - 22		2 - 10 59 - 12 59 - 10 79 - 27 80 - 27
09367-06006	157 - 12 158 - 4 159 - 4 160 - 4 161 - 4	09401-08413	59 - 15 148 - 8 149 - 8 150 - 8 151 - 8	09401-26408 09403-07308	81 - 27 82 - 27 83 - 27 84 - 27 85 - 27
				09403-07338 09403-11320	86 - 27 87 - 27 88 - 27 78 - 15 72 - 26

PART NO.	FIG. NO. -REF. NO.	PART NO.	FIG. NO. -REF. NO.	PART NO.	FIG. NO. -REF. NO.
09403-11320	115 - 39		179 - 22		147 - 18
09403-11321	79 - 31		180 - 4	09407-25402	115 - 30
	80 - 31		180 - 22		158 - 7
	81 - 31		181 - 4		159 - 7
	82 - 31		181 - 22		160 - 7
	83 - 31		182 - 4		161 - 7
	84 - 31		182 - 22		162 - 7
	85 - 31		183 - 4		163 - 7
	86 - 31		183 - 22		164 - 7
	87 - 31		184 - 4		165 - 7
	88 - 31		184 - 22		166 - 7
	89 - 7	09407-10404	89 - 8	09408-00021	167 - 7
	90 - 7		90 - 8		79 - 17
	91 - 7		91 - 8		80 - 17
	92 - 7		92 - 8		81 - 17
	93 - 7		93 - 8		82 - 17
	94 - 7		94 - 8		83 - 17
	95 - 7		95 - 8		84 - 17
	96 - 7		96 - 8		85 - 17
	97 - 7		97 - 8		86 - 17
09403-12320	98 - 7		98 - 8		87 - 17
	28 - 24		114 - 15	09408-00024	88 - 17
	29 - 24		148 - 6		79 - 29
	30 - 24		149 - 6		80 - 29
	31 - 24		150 - 6		81 - 29
	32 - 24		151 - 6		82 - 29
	33 - 24		152 - 6		83 - 29
	34 - 24		153 - 6		84 - 29
	35 - 24		154 - 6		85 - 29
	36 - 24		155 - 6		86 - 29
09403-12409	37 - 24		156 - 6		87 - 29
	79 - 32	09407-11401	157 - 6	09408-00155	88 - 29
	80 - 32	09407-14407	59 - 17	09408-00233	1 - 26
	81 - 32		78 - 19		38 - 4
	82 - 32		79 - 28		39 - 4
	83 - 32		80 - 28		40 - 4
	84 - 32		81 - 28		41 - 4
	85 - 32		82 - 28		42 - 4
	86 - 32		83 - 28		43 - 4
	87 - 32		84 - 28		44 - 4
09403-13408	88 - 32		85 - 28		45 - 4
09403-19409	76 - 10		86 - 28		46 - 4
09403-20301	78 - 16		87 - 28		47 - 4
09407-08401	76 - 13		88 - 28		48 - 16
	179 - 4		147 - 6	09409-10304-5ES	115 - 35

DF70A 80A 90A E01 01

PART NO.	FIG. NO. -REF. NO.	PART NO.	FIG. NO. -REF. NO.	PART NO.	FIG. NO. -REF. NO.
09420-04008	76 - 4	09471-12077	141 - 7		88 - 34
09420-04009	49 - 14		142 - 7	09481-30501	79 - 11
	50 - 14		143 - 7		80 - 11
	51 - 14		144 - 7		81 - 11
	52 - 14		145 - 7		82 - 11
	53 - 14		146 - 7		83 - 11
	54 - 14		147 - 22		84 - 11
	55 - 14		147 - 25		85 - 11
	56 - 14	09471-12103	141 - 2		86 - 11
	57 - 14		141 - 4		87 - 11
	58 - 14		142 - 2		88 - 11
09440-07071	72 - 24		142 - 4	09481-40401	79 - 12
09440-09043	74 - 19		143 - 2		80 - 12
09440-12027	126 - 40		143 - 4		81 - 12
	127 - 40		144 - 2		82 - 12
	128 - 40		144 - 4		83 - 12
	129 - 40		145 - 2		84 - 12
	185 - 42		145 - 4		85 - 12
	186 - 42		146 - 2		86 - 12
	187 - 42		146 - 4		87 - 12
	188 - 42		147 - 2		88 - 12
	189 - 42		147 - 9	09482-00446	1 - 31
	190 - 42		147 - 13	09800-81840	116 - 15
09440-19028	100 - 30		147 - 15		117 - 15
	101 - 30		147 - 19		118 - 15
	102 - 26	09481-10501	79 - 11		119 - 15
	103 - 26		80 - 11		120 - 15
	104 - 30		81 - 11		121 - 15
	105 - 30		82 - 11		122 - 15
	106 - 30		83 - 11		123 - 15
	107 - 30		84 - 11		124 - 15
	108 - 26		85 - 11		125 - 15
	109 - 26		86 - 11		
09440-42002	74 - 20		87 - 11		
09443-10043	100 - 31		88 - 11		
	101 - 31	09481-15501	168 - 55		
	102 - 27		79 - 34		
	103 - 27		80 - 34		
	104 - 31		81 - 34		
	105 - 31		82 - 34		
	106 - 31		83 - 34		
	107 - 31		84 - 34		
	108 - 27		85 - 34		
	109 - 27		86 - 34		
09471-12028	147 - 4		87 - 34		

SUZUKI DF70A/80A/90A PARTS CATALOGUE

1ST EDITION

PUBLISHED IN JUN 2011

2011 **SUZUKI MOTOR CORPORATION** All rights reserved.

No part of this document may be modified reproduced, distributed, sold or transmitted in any form or by any means, electronic or mechanical, for any purpose, without the express written permission of Suzuki Motor Corporation.

SUZUKI MOTOR CORPORATION

FIELD QUALITY ASSURANCE GROUP

MOTORCYCLE QUALITY ASSURANCE DEPARTMENT

QUALITY CONTROL

300 TAKATUKA, MINAMI, HAMAMATU, JAPAN



SUZUKI MOTOR CORPORATION

PRINTED IN JAPAN

9900B-45234

