

**SUZUKI**  
PARTS CATALOGUE

**DT25/30**

**DT25K  
DT30  
DT30R**



**OUTBOARD MOTOR**

P40/P36

2012-9

1<sup>ST</sup> EDITION

## PREFACE

When it becomes necessary to replace parts on SUZUKI OUTBOARD MOTORS, always use SUZUKI GENUINE PARTS which have passed a strict inspection which guarantees quality and performance.

This parts catalogue covers the list of all service parts for SUZUKI DT25/30 production start 2012.

### INSTRUCTIONS FOR QUOTING THE CATALOGUE

#### 1. DIMENSIONS

Dimensions of the parts in this catalogue are indicated in unit millimeters.

#### 2. ABBREVIATIONS

Abbreviations used in this catalogue are as follows:

AR	: As required	NT	: Number of teeth
ASSY	: Assembly	OPT	: Optional
E. NO.	: Engine number	OS	: Over size
F. NO.	: Frame number	STD	: Standard
D	: Diameter of material	T	: Thickness
ID	: Inside diameter	US	: Under size
OD	: Outside diameter	W	: Width
L	: Length	W/	: With
LH(PORT)	: Left hand side	S, L	: Transom type
RH(STBD)	: Right hand side	SUS	: Stainless steel
~123456	: Up to E. NO. 03005-123456		
123456~	: From E. NO. 03005-123456		
12 x 34 x 5.6	..... Figures in the description column		
—   —   —	show the dimensions of parts.		
ID OD T(or W, L)			

→12345-56781 (Parts No.) : indicates that the parts number was changed to 12345-56781 and the new parts are interchangeable with the former ones but the former ones are not interchangeable with new ones.

←12345-56781 (Parts No.) : indicates that the former and new parts are interchangeable with each other and both are usable.

#### 3. INNER PARTS OF ASSEMBLY

Part name with a dot (.) in front as shown in the description column indicates the component of the assembly also available individually.

#### 4. MODIFICATION NOTICE

A parts bulletin will be sent to you on all occasions when changes in parts occur, including interchangeable modifications between new parts and old ones.

#### 5. NOTE

5-1. There are some different parts from those of production models among spare parts for the administrative reasons and common use of them with other models.

5-2. In respect of rubber hoses and vinyl tubes, please be sure to use them by cutting off according to the length mentioned on parts catalogue or what is actually required on the vehicle.

5-3. Note that the drawings on the illustration page are for ready reference of spare parts number, not to be used as an assembly manual. When assembling, use "SUZUKI SERVICE MANUAL".

#### 6. SPECIFICATION CODE

This catalogue contains the parts for the model designed for the following spec. :

spec. code : DT25K : P36  
DT30 : P40  
DT30R : P40

#### 7. MODEL NAME AND ENGINE NUMBER

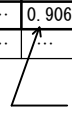
MODEL	DESTINATION	TYPE	TRANSOM	ENGINE No.
DT25K	P36	02503K	L	02503K-310001~
DT30	P40	03005	S, L	03005-310001~
DT30R	P40	03005	S, L	03005-310001~

MILLIMETER → INCH CONVERSION CHART

	0	1	2	3	4	5	6	7	8	9
00	.000	.039	.079	.118	.157	.197	.236	.276	.315	.354
10	.394	.433	.472	.512	.551	.591	.630	.669	.709	.748
20	.787	.827	.866	.906	.945	.984	1.024	1.063	1.102	1.142
30	1.181	1.220	1.260	1.299	1.339	1.378	1.417	1.457	1.496	1.535
40	1.575	1.614	1.654	1.693	1.732	1.772	1.811	1.850	1.890	1.929
50	1.969	2.008	2.047	2.087	2.126	2.165	2.205	2.214	2.283	2.323
60	2.362	2.402	2.441	2.480	2.520	2.559	2.598	2.638	2.677	2.717
70	2.756	2.795	2.835	2.874	2.913	2.953	2.992	3.031	3.071	3.110
80	3.150	3.189	3.228	3.268	3.307	3.346	3.386	3.425	3.465	3.504
90	3.543	3.583	3.622	3.661	3.701	3.740	3.780	3.819	3.858	3.898

How to read

	0	1	2	3	4
00	...	...	...	...	...
10	...	...	...	...	...
20	...	...	...	0.906	...
30	...	...	...	...	...


 23 millimeters equal 0.906 inch

Contents are subject to change without notice or obligation.

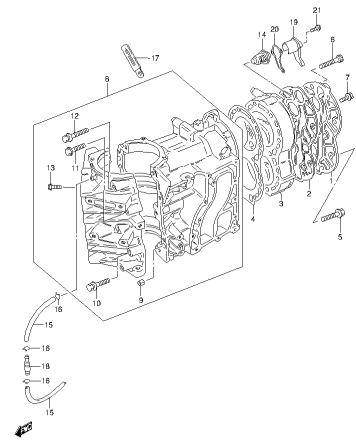
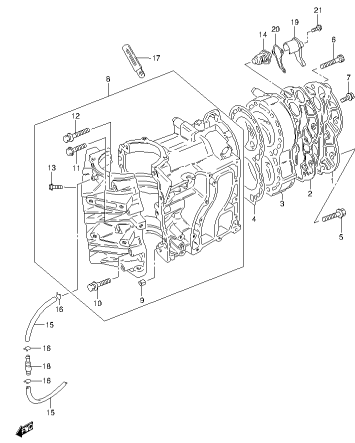
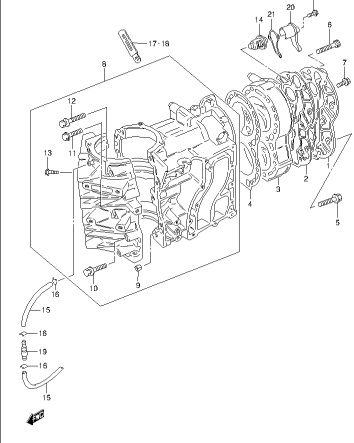
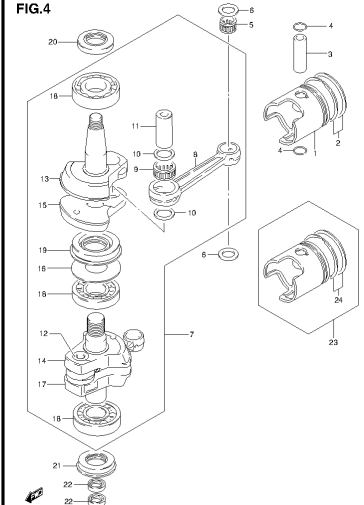
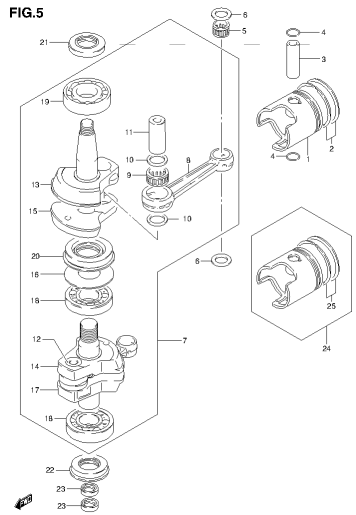
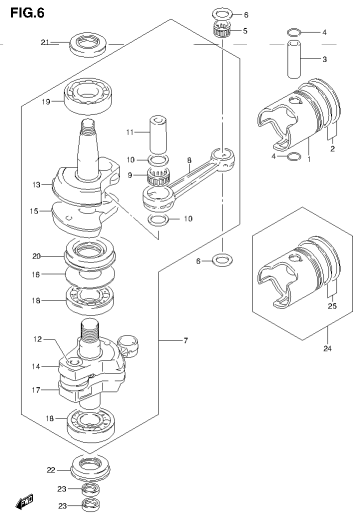
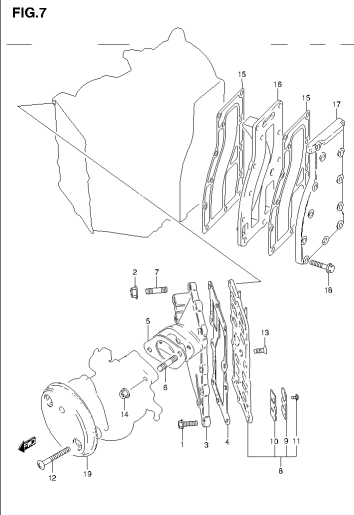
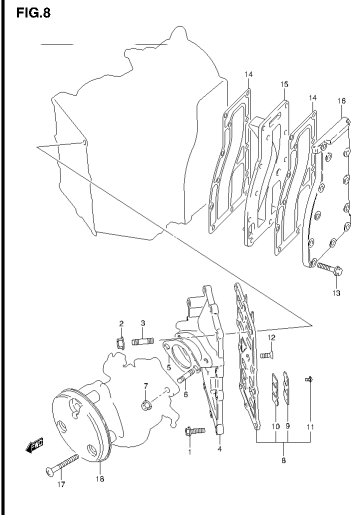
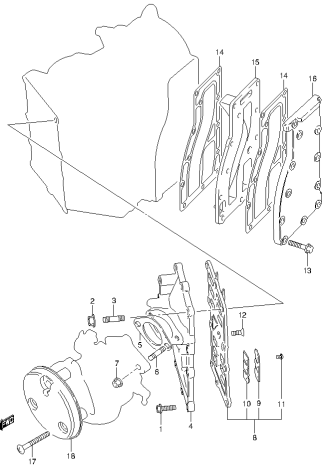
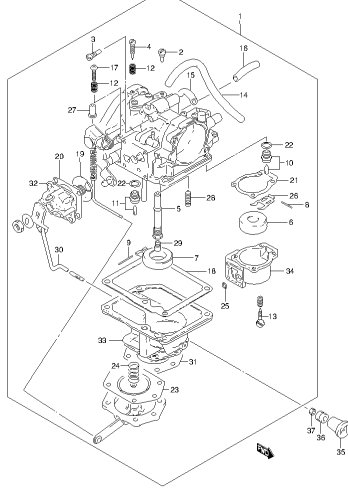
**FIG.1**D125\_30\_F40\_013\_001  
CYLINDER**FIG.2**D125\_30\_F40\_013\_002  
CYLINDER**FIG.3**D125\_30\_F40\_013\_003  
CYLINDER**FIG.4**D125\_30\_F40\_013\_004  
CRANKSHAFT**FIG.5**D125\_30\_F40\_013\_005  
CRANKSHAFT**FIG.6**D125\_30\_F40\_013\_006  
CRANKSHAFT**FIG.7**D125\_30\_F40\_013\_007  
INLET CASE**FIG.8**D125\_30\_F40\_013\_008  
INLET CASE

FIG.9



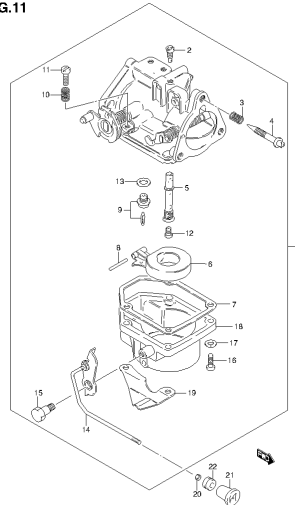
0125\_30\_F40\_013\_009  
INLET CASE

FIG.10



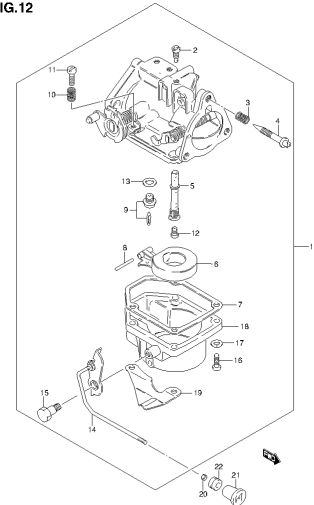
0125\_30\_F40\_013\_010  
CARBURETOR

FIG.11



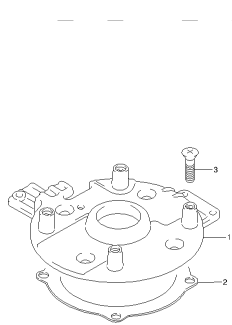
0125\_30\_F40\_013\_011  
CARBURETOR

FIG.12



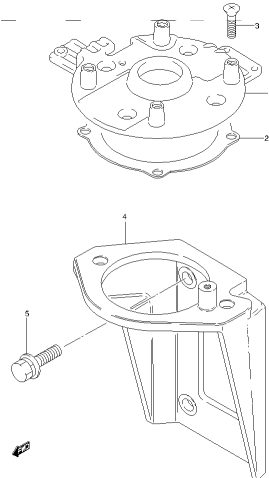
0125\_30\_F40\_013\_012  
CARBURETOR

FIG.13



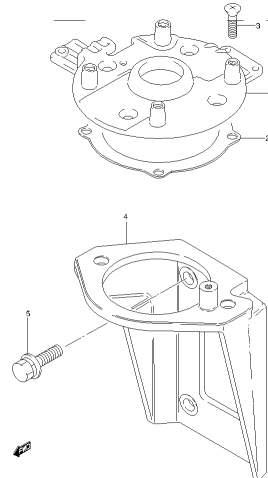
0125\_30\_F40\_013\_013  
OIL SEAL HOUSING

FIG.14



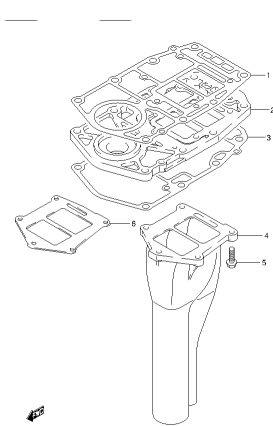
0125\_30\_F40\_013\_014  
OIL SEAL HOUSING

FIG.15

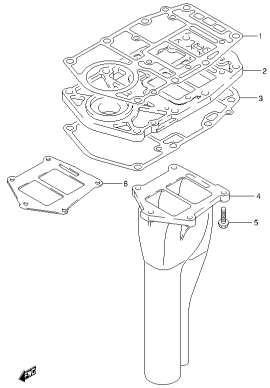
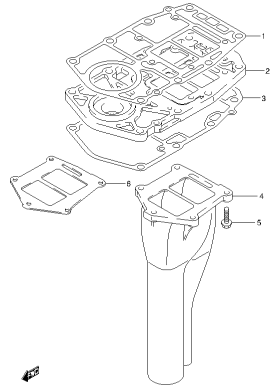
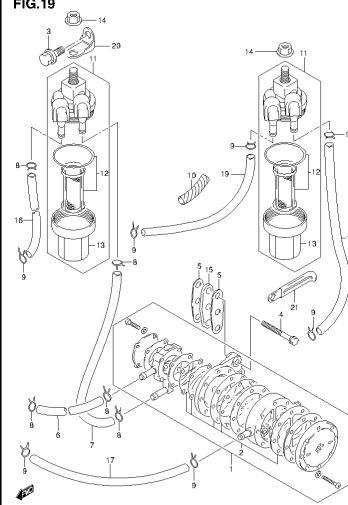
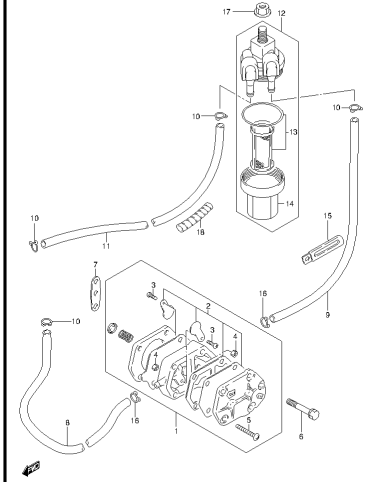
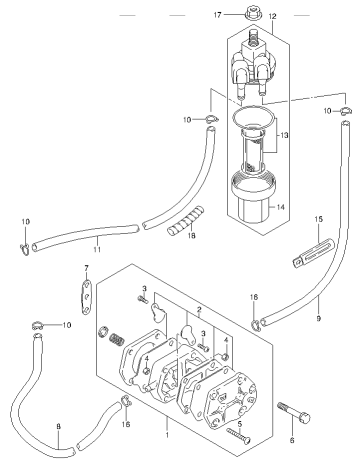
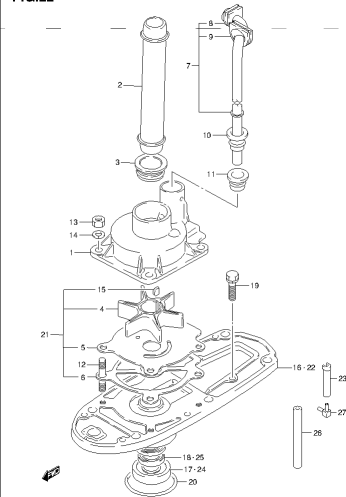
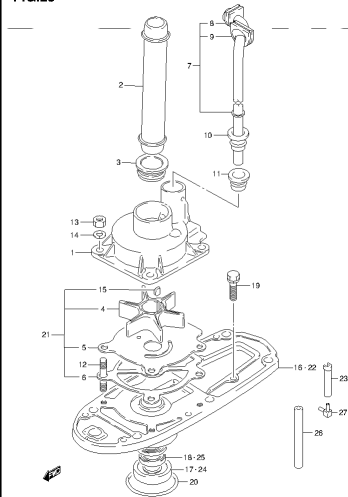
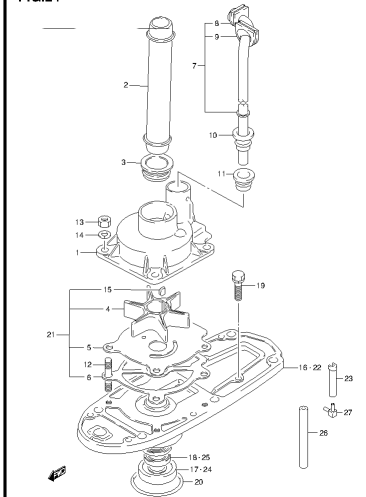


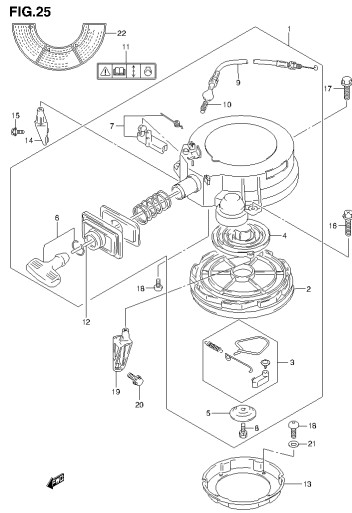
0125\_30\_F40\_013\_015  
OIL SEAL HOUSING

FIG.16

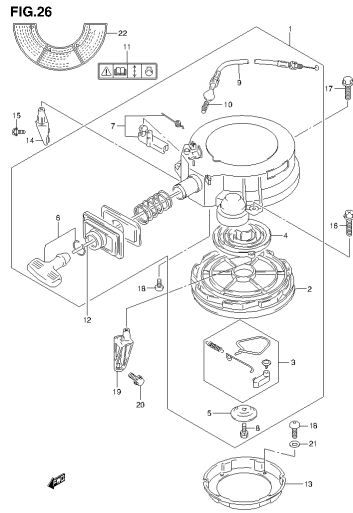


0125\_30\_F40\_013\_016  
EXHAUST TUBE

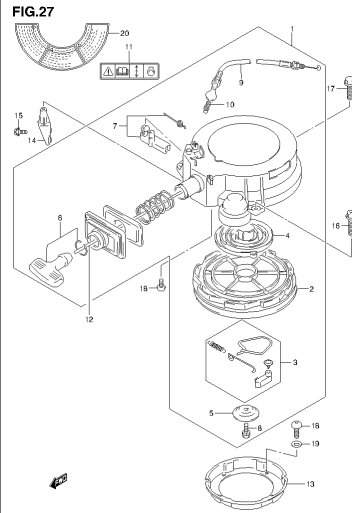
**FIG.17**0125\_30\_F40\_913\_917  
EXHAUST TUBE**FIG.18**0125\_30\_F40\_913\_918  
EXHAUST TUBE**FIG.19**0125\_30\_F40\_913\_919  
FUEL PUMP**FIG.20**0125\_30\_F40\_913\_920  
FUEL PUMP**FIG.21**0125\_30\_F40\_913\_921  
FUEL PUMP**FIG.22**0125\_30\_F40\_913\_922  
WATER PUMP**FIG.23**0125\_30\_F40\_913\_923  
WATER PUMP**FIG.24**0125\_30\_F40\_913\_924  
WATER PUMP



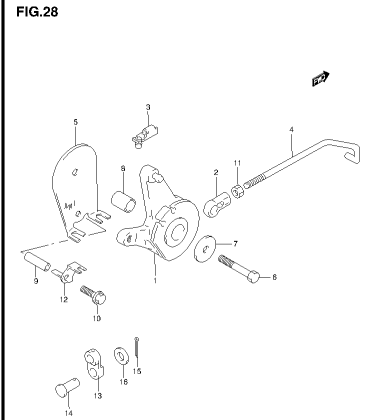
0125\_30\_F40\_013\_025  
REGOR STARTER



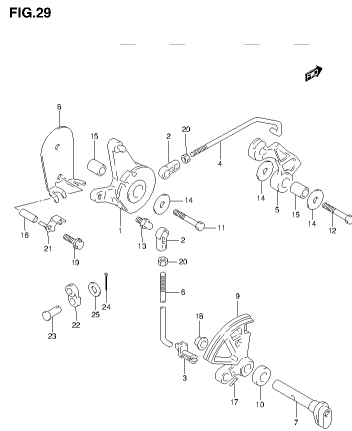
0125\_30\_F40\_013\_026  
REGOR STARTER



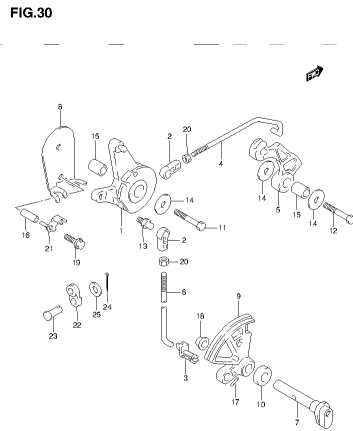
0125\_30\_F40\_013\_027  
REGOR STARTER



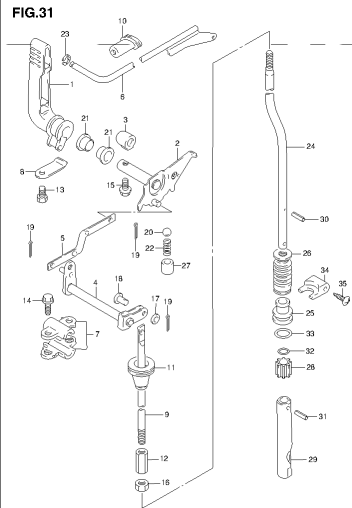
0125\_30\_F40\_013\_028  
THROTTLE CONTROL



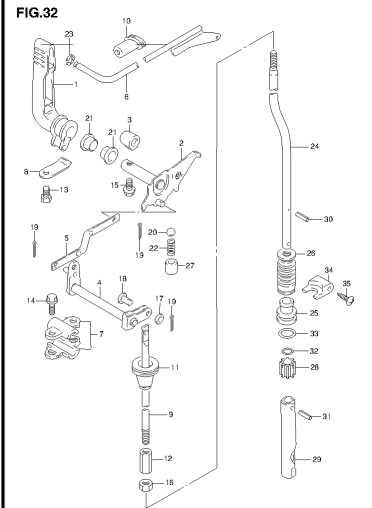
0125\_30\_F40\_013\_029  
THROTTLE CONTROL



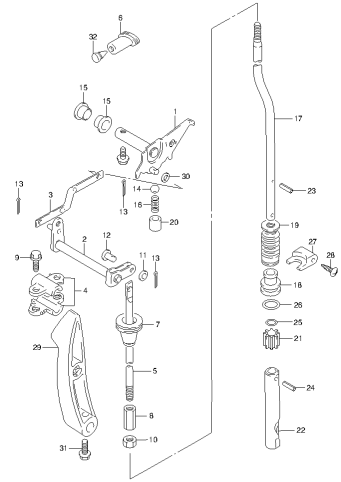
0125\_30\_F40\_013\_030  
THROTTLE CONTROL



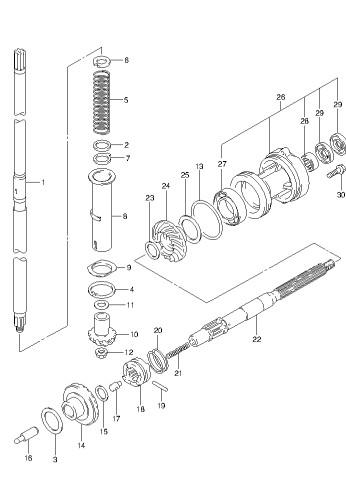
0125\_30\_F40\_013\_031  
CLUTCH



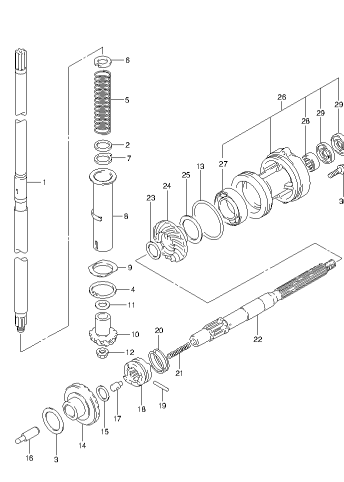
0125\_30\_F40\_013\_032  
CLUTCH

**FIG.33**

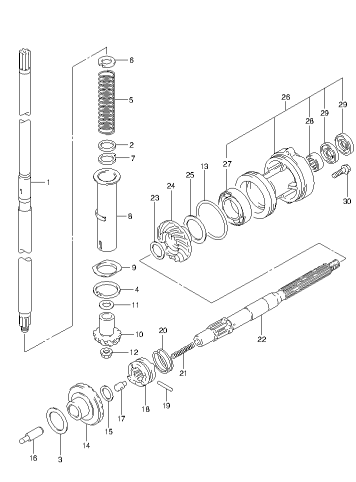
DT25\_30\_F40\_013\_035  
CLUTCH

**FIG.34**

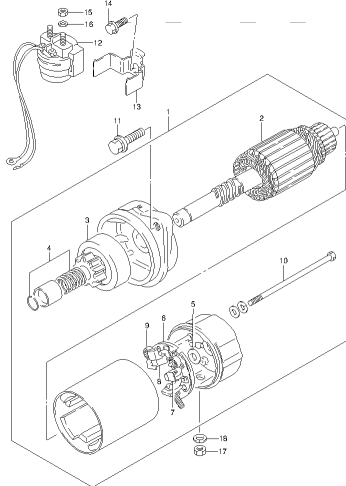
DT25\_30\_F40\_013\_034  
TRANSMISSION

**FIG.35**

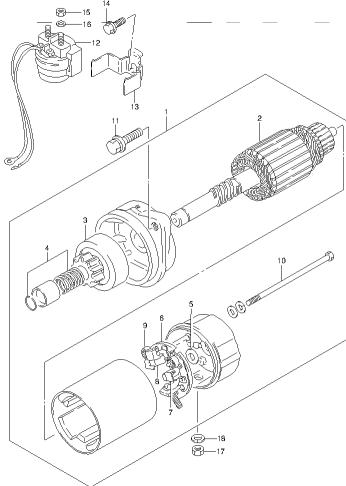
DT25\_30\_F40\_013\_035  
TRANSMISSION

**FIG.36**

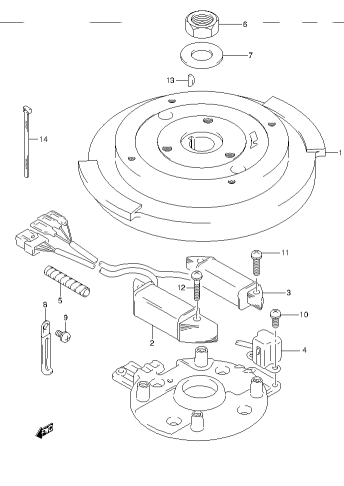
DT25\_30\_F40\_013\_036  
TRANSMISSION

**FIG.37**

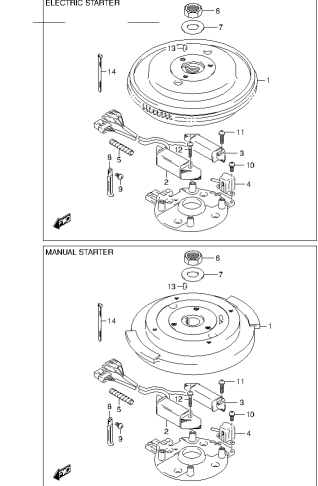
DT25\_30\_F40\_013\_037  
STARTING MOTOR

**FIG.38**

DT25\_30\_F40\_013\_038  
STARTING MOTOR

**FIG.39**

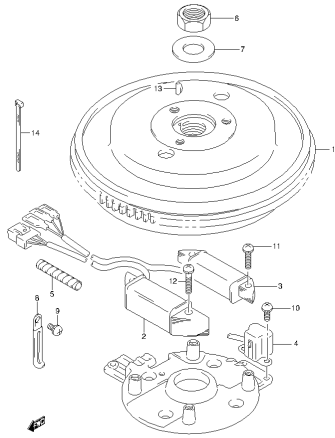
DT25\_30\_F40\_013\_039  
MAGNETO

**FIG.40**

DT25\_30\_F40\_013\_040  
MAGNETO

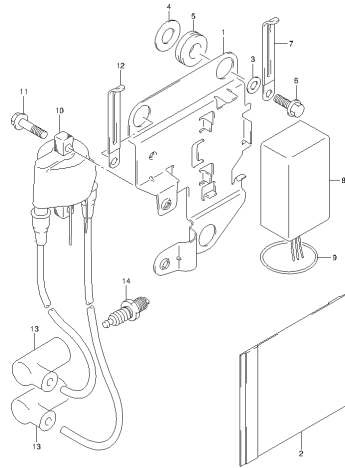


FIG.41



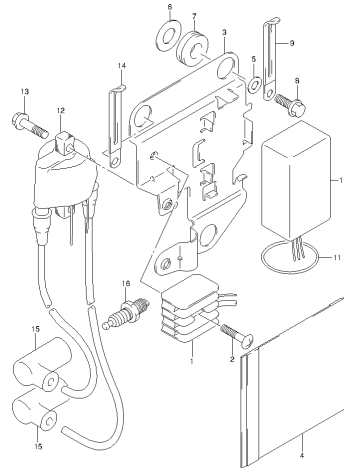
0125\_30\_F40\_013\_041  
MAGNETO

FIG.42



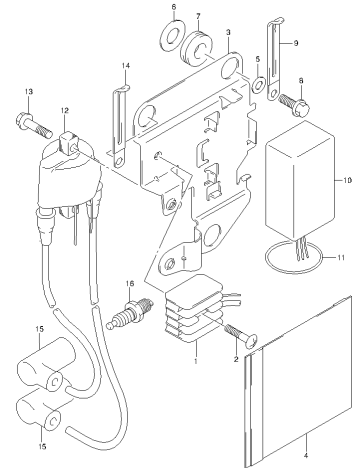
0125\_30\_F40\_013\_042  
MAGNETO

FIG.43



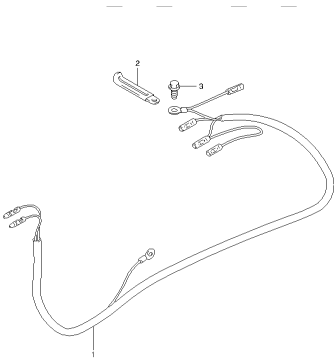
0125\_30\_F40\_013\_043  
MAGNETO

FIG.44



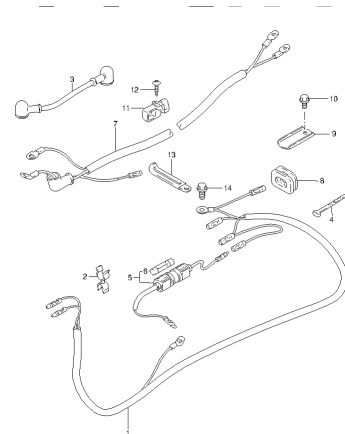
0125\_30\_F40\_013\_044  
MAGNETO

FIG.45



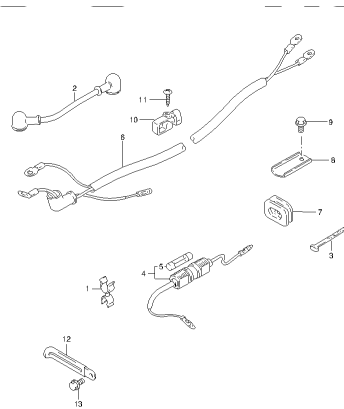
0125\_30\_F40\_013\_045  
HARNESS

FIG.46



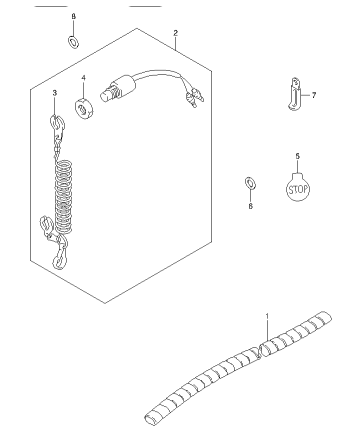
0125\_30\_F40\_013\_046  
HARNESS

FIG.47



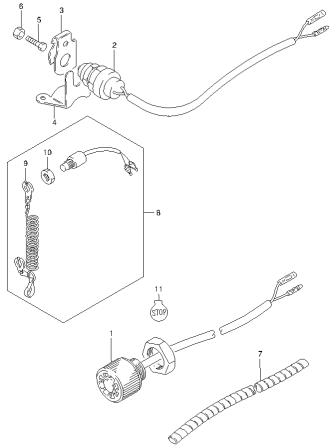
0125\_30\_F40\_013\_047  
HARNESS

FIG.48



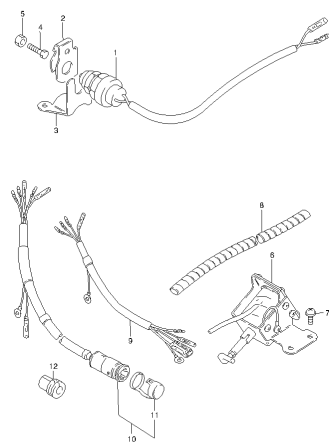
0125\_30\_F40\_013\_048  
SWITCH

FIG.49



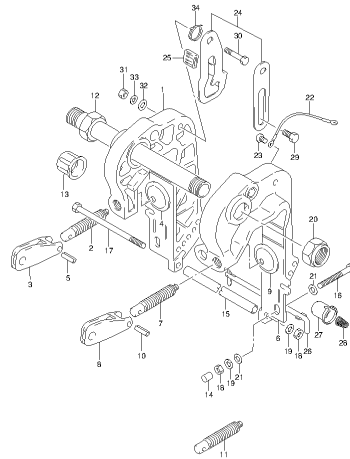
0125\_30\_F40\_013\_049  
SWITCH

FIG.50



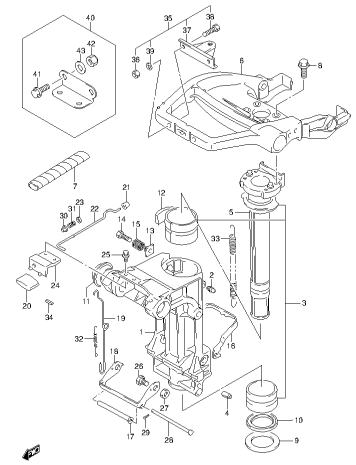
0125\_30\_F40\_013\_050  
SWITCH

FIG.51



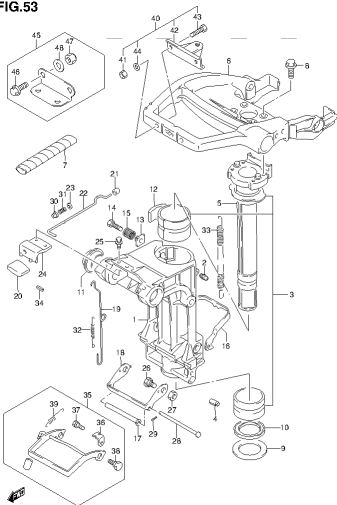
0125\_30\_F40\_013\_051  
CLAMP BRACKET

FIG.52



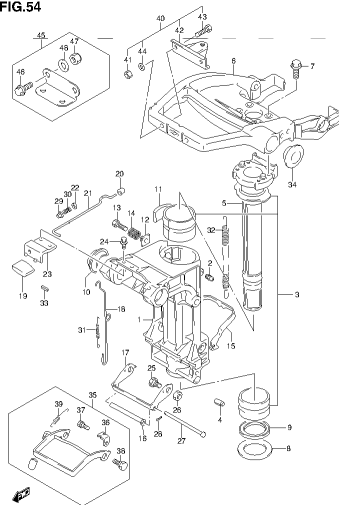
0125\_30\_F40\_013\_052  
SWIVEL BRACKET

FIG.53



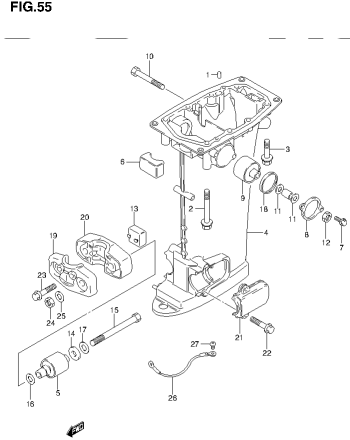
0125\_30\_F40\_013\_053  
SWIVEL BRACKET

FIG.54



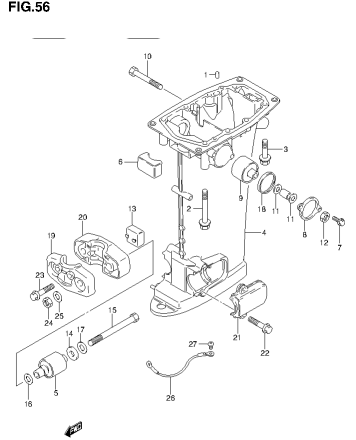
0125\_30\_F40\_013\_054  
SWIVEL BRACKET

FIG.55



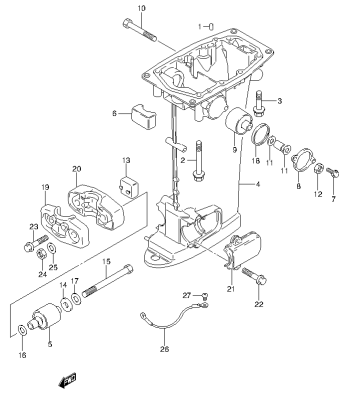
0125\_30\_F40\_013\_055  
DRIVE SHAFT HOUSING

FIG.56



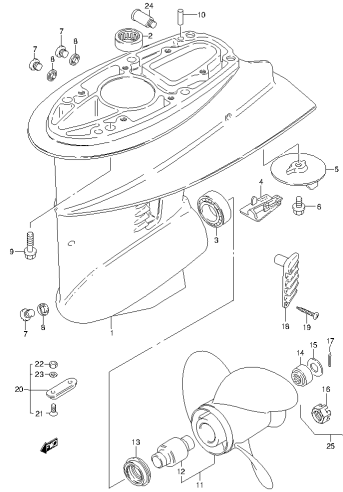
0125\_30\_F40\_013\_056  
DRIVE SHAFT HOUSING

FIG.57



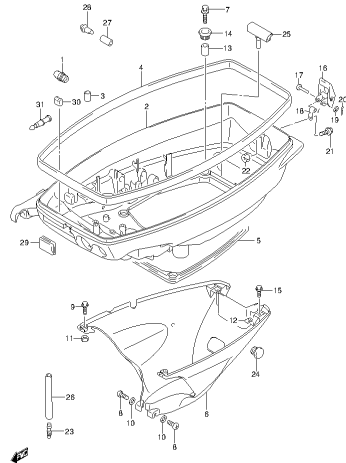
0125\_30\_F40\_013\_057  
DRIVE SHAFT HOUSING

FIG.58



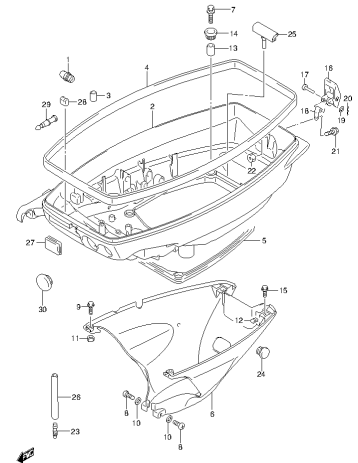
0125\_30\_F40\_013\_058  
GEAR CASE

FIG.59



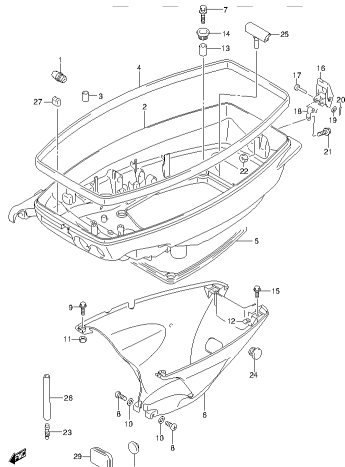
0125\_30\_F40\_013\_059  
UNDER COVER

FIG.60



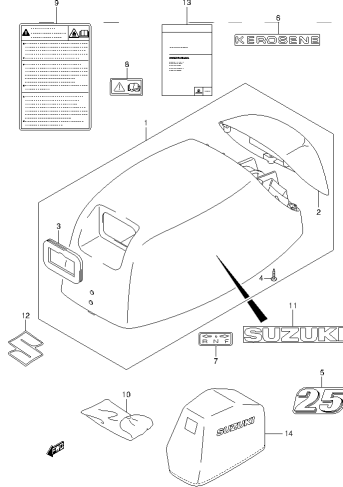
0125\_30\_F40\_013\_060  
UNDER COVER

FIG.61



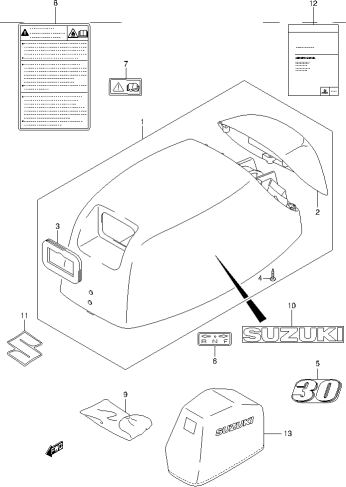
0125\_30\_F40\_013\_061  
UNDER COVER

FIG.62



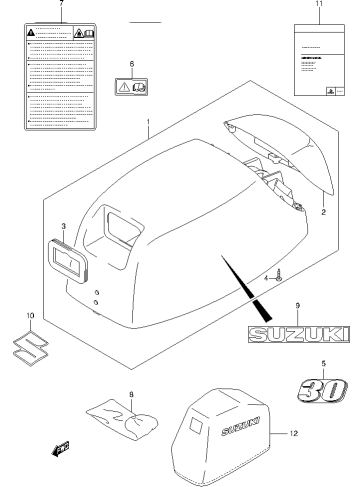
0125\_30\_F40\_013\_062  
ENGINE COVER

FIG.63



0125\_30\_F40\_013\_063  
ENGINE COVER

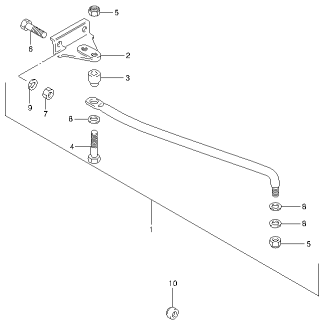
FIG.64



0125\_30\_F40\_013\_064  
ENGINE COVER

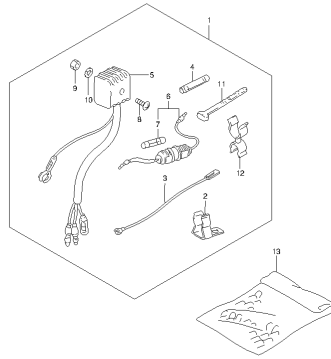


FIG.73



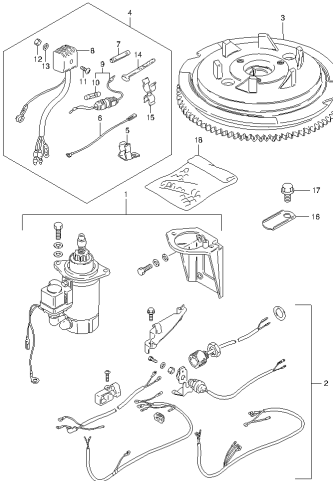
D125\_30\_F40\_013\_073  
DRAG LINK

FIG.74



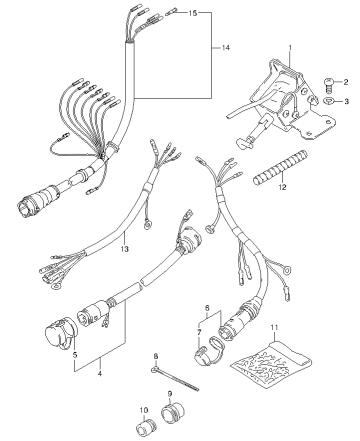
D125\_30\_F40\_013\_074  
OPT/EELECTRICAL (MANUAL STARTER)

FIG.75



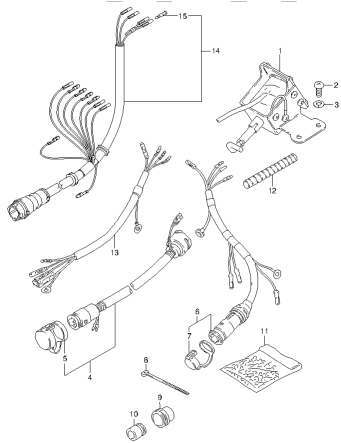
D125\_30\_F40\_013\_075  
OPT/EELECTRICAL (MANUAL STARTER)

FIG.76



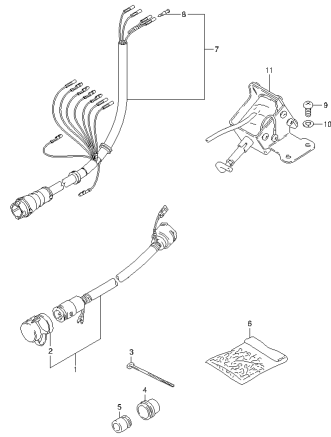
D125\_30\_F40\_013\_076  
OPT/EELECTRICAL (ELECTRIC STARTER)

FIG.77



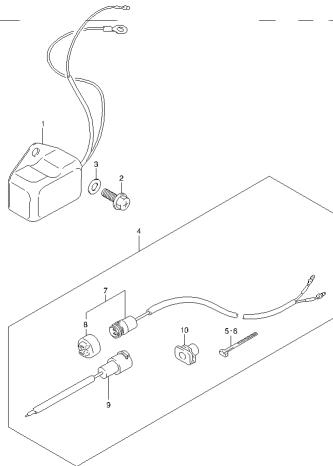
D125\_30\_F40\_013\_077  
OPT/EELECTRICAL (ELECTRIC STARTER)

FIG.78



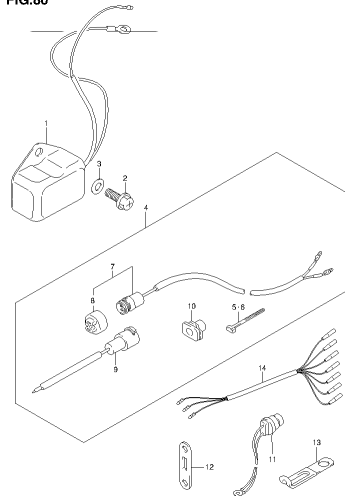
D125\_30\_F40\_013\_078  
OPT/EELECTRICAL (ELECTRIC STARTER)

FIG.79



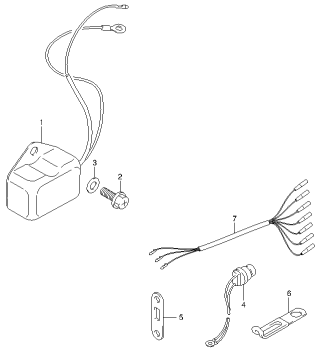
D125\_30\_F40\_013\_079  
OPT/REGULATOR

FIG.80



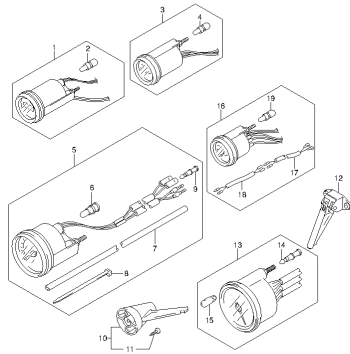
D125\_30\_F40\_013\_800  
OPT/REGULATOR

FIG.81



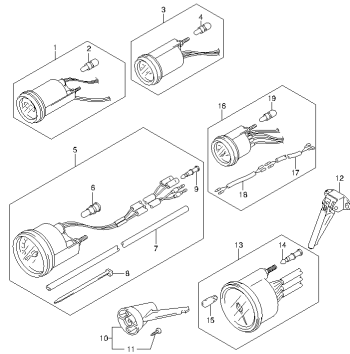
0125\_30\_F40\_013\_061  
OPT.REGULATOR

FIG.82



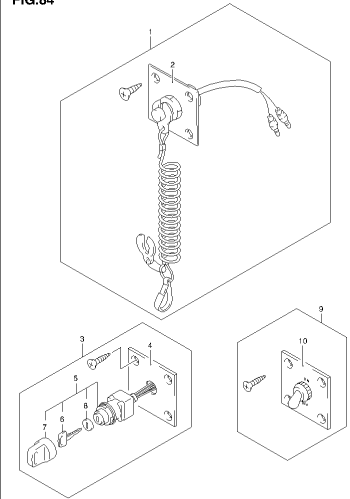
0125\_30\_F40\_013\_062  
OPT.METER

FIG.83



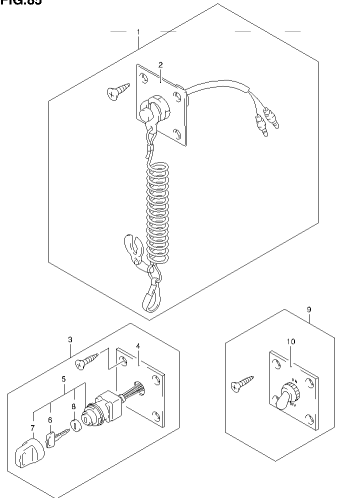
0125\_30\_F40\_013\_063  
OPT.METER

FIG.84



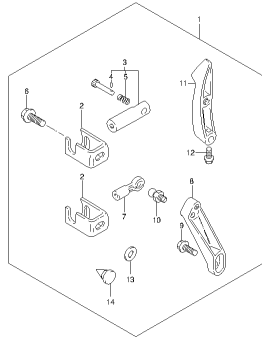
0125\_30\_F40\_013\_064  
OPT.SWITCH PANEL

FIG.85



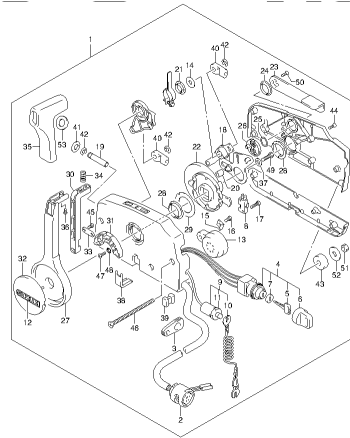
0125\_30\_F40\_013\_065  
OPT.SWITCH PANEL

FIG.86



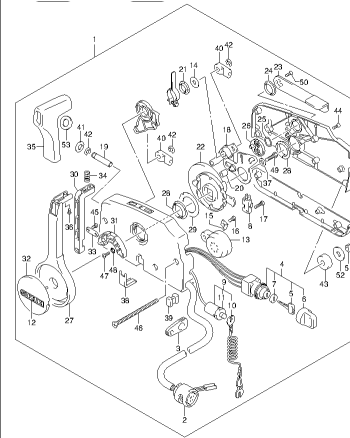
0125\_30\_F40\_013\_066  
OPT.REMOCON PARTS

FIG.87



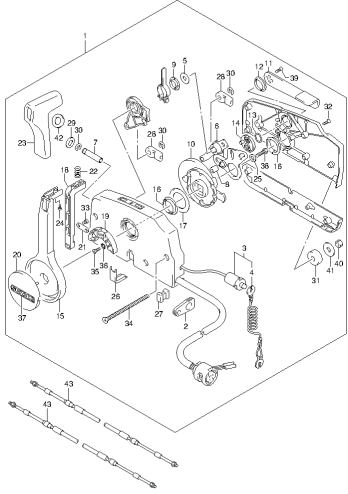
0125\_30\_F40\_013\_067  
OPT.REMOTE CONTROL (W/IGNITION SWITCH)

FIG.88



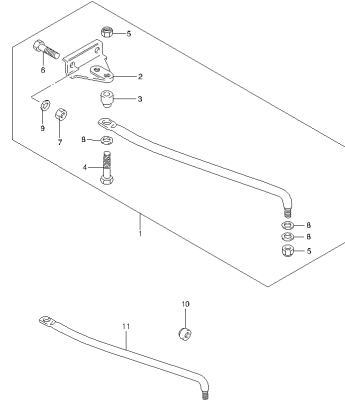
0125\_30\_F40\_013\_068  
OPT.REMOTE CONTROL (W/IGNITION SWITCH)

FIG.89



0125\_30\_F40\_013\_000  
0125 REMOTE CONTROL (IGNITION SWITCH)

FIG.90



0125\_30\_F40\_013\_000  
0125 SHIFTING LINK

FIG.1

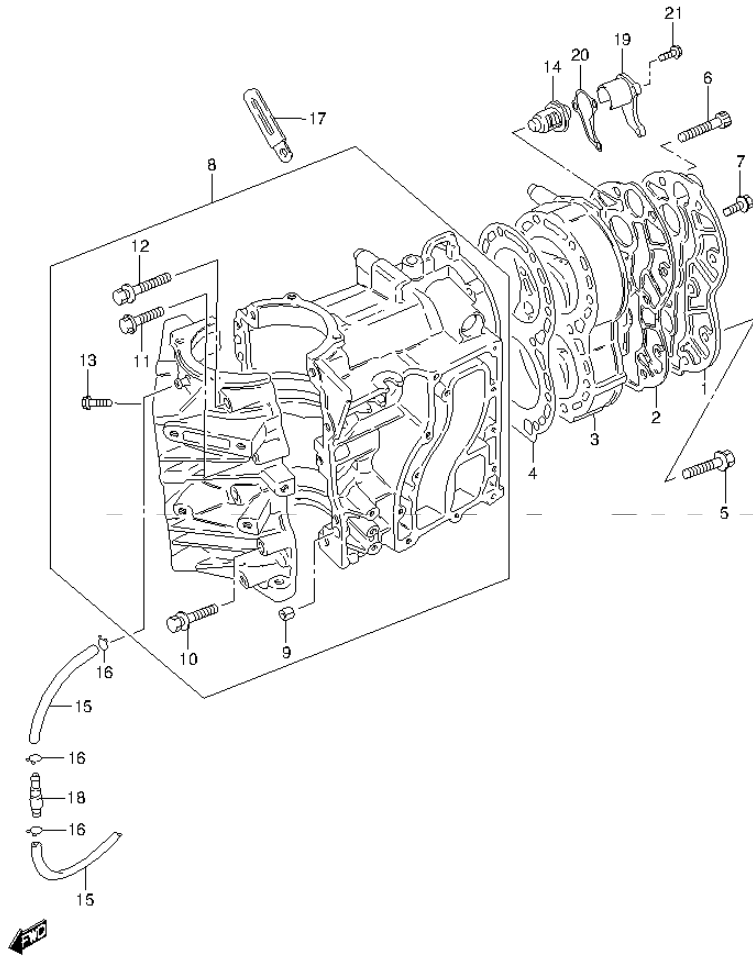


FIG.1 (1-B-2) CYLINDER (DT25K P36)

REF NO.	PART NO.	DESCRIPTION	Q'TY	REMARKS
1	11161-91L10	COVER, CYLINDER HEAD	1	
2	11162-91L00	GASKET, CYLINDER HEAD COVER	1	
3	11111-91L30	CYLINDER HEAD	1	
4	11141-96344	GASKET, CYLINDER HEAD	1	
5	01560-08657	BOLT	8	
6	07130-08657	BOLT	2	
7	01550-06257	BOLT	2	
8	11300-91L10	CYLINDER ASSY	1	
9	04211-09109	.PIN	2	
10	01560-08557	.BOLT	4	
11	01560-08457	.BOLT	2	
12	01560-08607	.BOLT	2	
13	02162-06257	.SCREW	4	
14	17670-94402	THERMOSTAT (60C)	1	
15	09343-03510	HOSE (3.1X6.8X180)	2	
16	09401-06406	CLIP	4	
17	29404-93J10	CLAMP (L:65)	1	
18	16710-95211	CHECK VALVE	1	
19	17681-91L10	COVER, THERMOSTAT	1	
20	17685-96300	GASKET, THERMOSTAT	1	
21	01550-06207	BOLT	3	



FIG.2

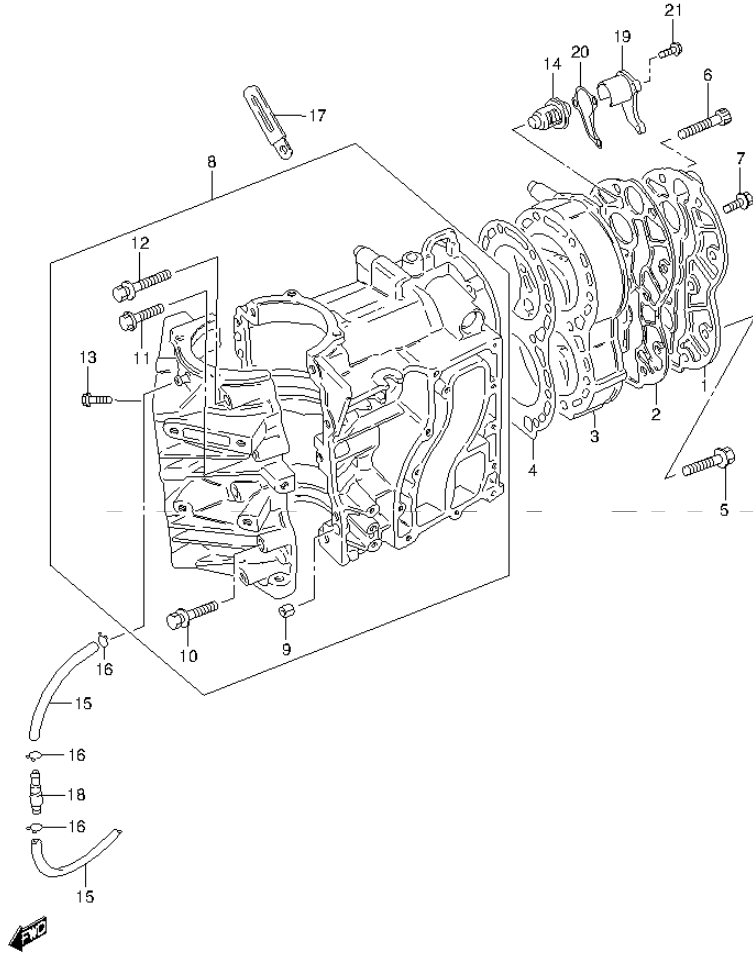


FIG.2 (1-B-3) CYLINDER (DT30 P40)

REF NO.	PART NO.	DESCRIPTION	Q'TY	REMARKS
1	11161-91L10	COVER, CYLINDER HEAD	1	
2	11162-91L00	GASKET, CYLINDER HEAD COVER	1	
3	11111-91L20	CYLINDER HEAD	1	
4	11141-96344	GASKET, CYLINDER HEAD	1	
5	01560-08657	BOLT	8	
6	07130-08657	BOLT	2	
7	01550-06257	BOLT	2	
8	11300-91L10	CYLINDER ASSY	1	
9	04211-09109	.PIN	2	
10	01560-08557	.BOLT	4	
11	01560-08457	.BOLT	2	
12	01560-08607	.BOLT	2	
13	02162-06257	.SCREW	4	
14	17670-93962	THERMOSTAT (50C)	1	
15	09343-03510	HOSE (3.1X6.8X180)	2	
16	09401-06406	CLIP	4	
17	29404-93J10	CLAMP (L:65)	1	
18	16710-95211	CHECK VALVE	1	
19	17681-91L10	COVER, THERMOSTAT	1	
20	17685-96300	GASKET, THERMOSTAT	1	
21	01550-06207	BOLT	3	

FIG.3

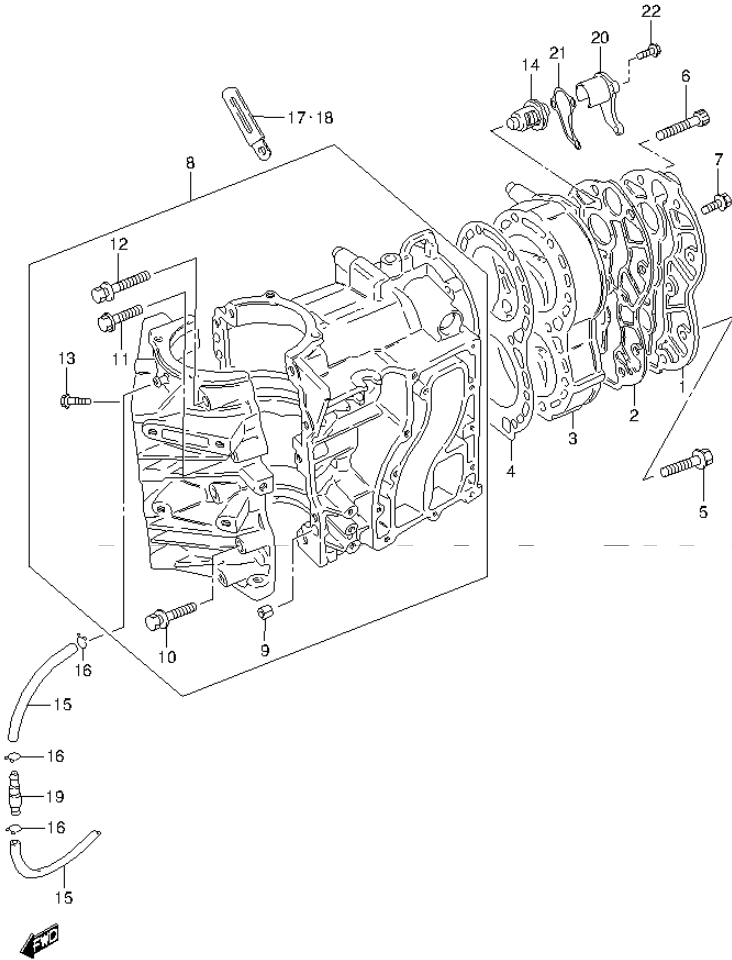


FIG.3 (1-B-4) CYLINDER (DT30R P40)

REF NO.	PART NO.	DESCRIPTION	Q'TY	REMARKS
1	11161-91L10	COVER, CYLINDER HEAD	1	
2	11162-91L00	GASKET, CYLINDER HEAD COVER	1	
3	11111-91L20	CYLINDER HEAD	1	
4	11141-96344	GASKET, CYLINDER HEAD	1	
5	01560-08657	BOLT	8	
6	07130-08657	BOLT	2	
7	01550-06257	BOLT	2	
8	11300-91L10	CYLINDER ASSY	1	
9	04211-09109	.PIN	2	
10	01560-08557	.BOLT	4	
11	01560-08457	.BOLT	2	
12	01560-08607	.BOLT	2	
13	02162-06257	.SCREW	4	
14	17670-93962	THERMOSTAT (50C)	1	
15	09343-03510	HOSE (3.1X6.8X180)	2	
16	09401-06406	CLIP	4	
17	29404-93J10	CLAMP (L:65)	1	
18	09404-06435	CLAMP (L:135)	1	
19	16710-95211	CHECK VALVE	1	
20	17681-91L10	COVER, THERMOSTAT	1	
21	17685-96300	GASKET, THERMOSTAT	1	
22	01550-06207	BOLT	3	

FIG.4

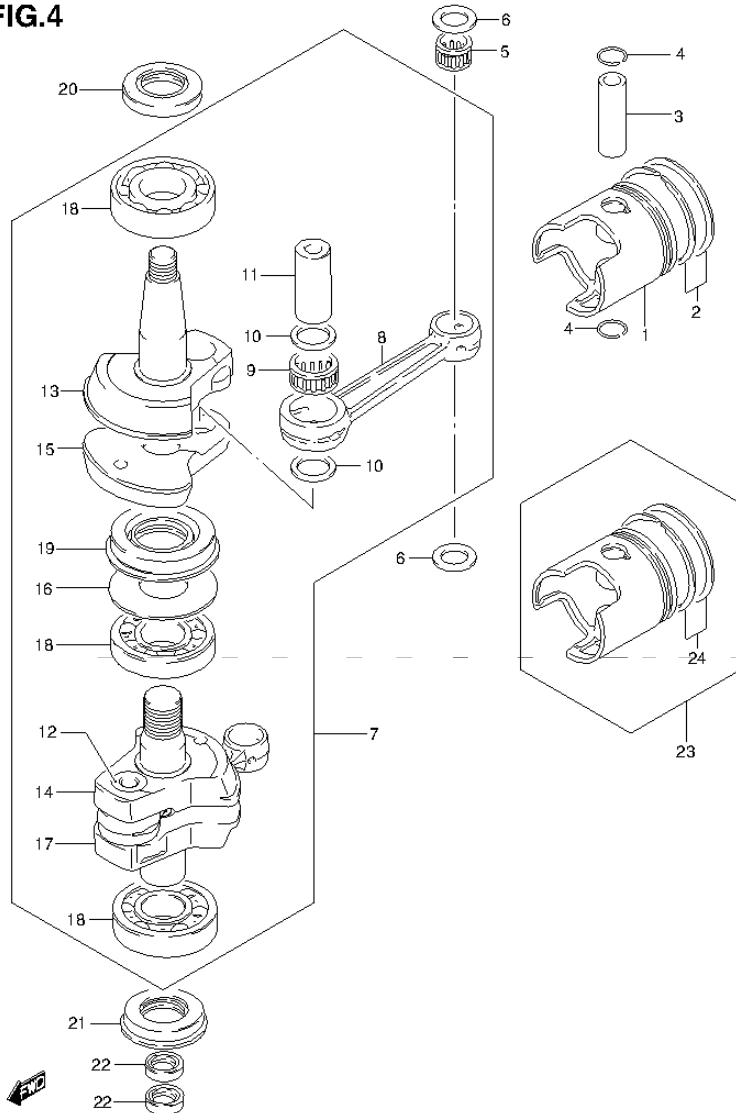
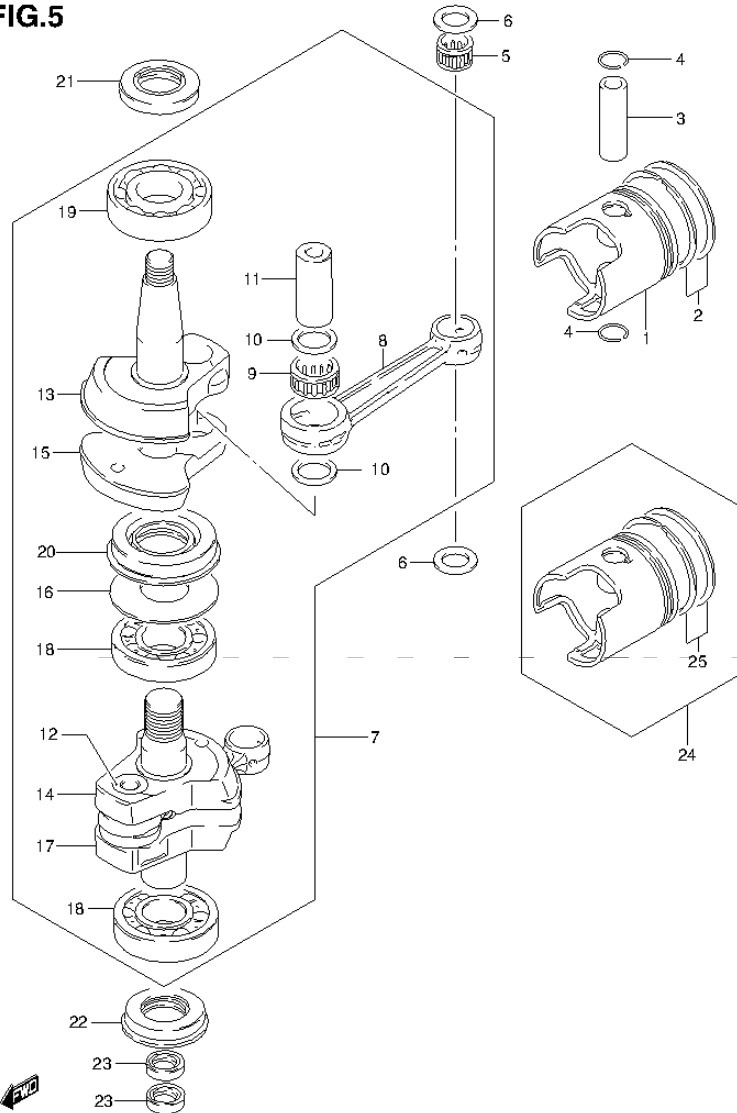


FIG.4 (1-B-5) CRANKSHAFT (DT25K P36)

REF NO.	PART NO.	DESCRIPTION	Q'TY	REMARKS
1	12110-91L00-0B0	PISTON	2	
2	12140-91L10	RING SET, PISTON	2	
3	12151-91L00	PIN, PISTON	2	
4	09381-18002	CIRCLIP	4	
5	09263-18L01	BEARING (18X23X22)	2	
6	09169-18001	WASHER	4	
7	12200-91L40	CRANKSHAFT ASSY (KEROSENE)	1	
8	12161-91L00	.ROD, CONNECTING	2	
9	09263-24L02	.BEARING (24X32X20)	2	
10	09181-24001	.WASHER (24X31.5X1)	4	
11	12211-91L10	.PIN, CRANK UPPER	1	
12	12211-91L00	.PIN, CRANK LOWER	1	
13	12221-91L30	.CRANKSHAFT, UPPER	1	
14	12232-91L30	.WHEEL, MIDDLE UNDER	1	
15	12231-91L30	.WHEEL, MIDDLE UPPER	1	
16	09160-50002	.WASHER (50X77X1)	1	
17	12240-91L30	.CRANKSHAFT, UNDER	1	
18	09262-30L01	.BEARING (30X72X19)	3	
19	09289-39L01	.OIL SEAL	1	
20	09283-30L03	OIL SEAL	1	
21	09283-30L02	OIL SEAL	1	
22	09282-15L01	OIL SEAL	2	
23	12100-91L00-050	PISTON/RING SET (OS:0.50)	2	OPT
24	12140-96351-050	.RING SET, PISTON (OS:0.50)	2	OPT

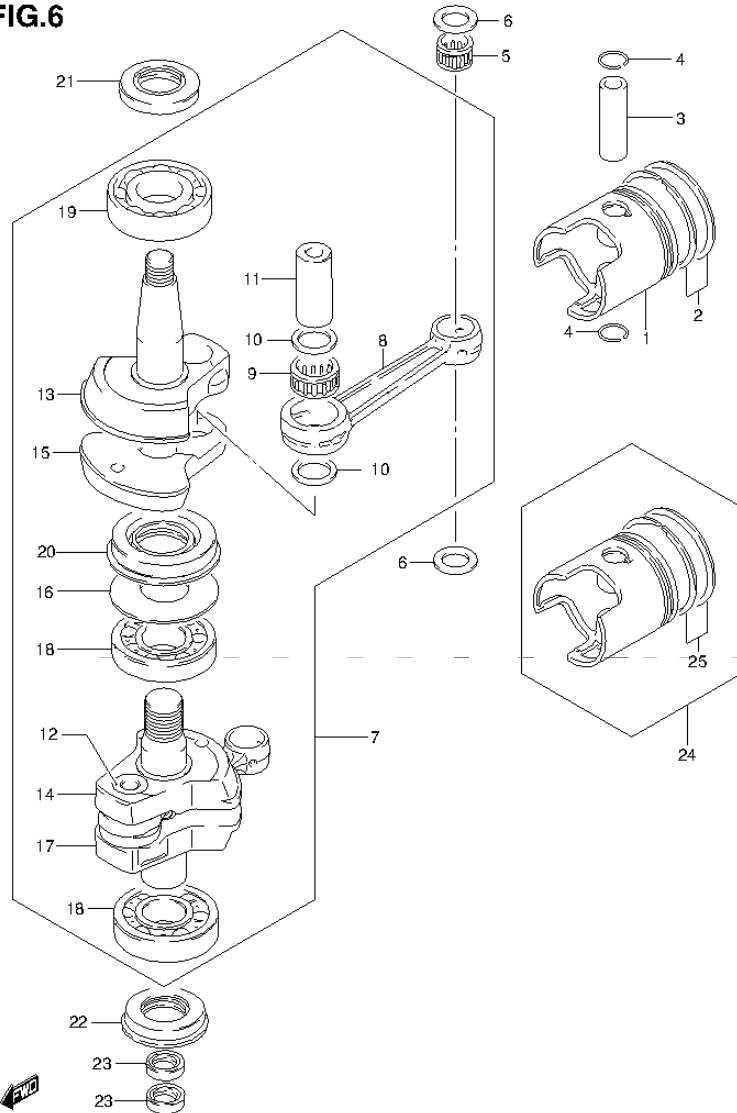
**FIG.5**



**FIG.5 (1-B-6) CRANKSHAFT (DT30 P40)**

REF NO.	PART NO.	DESCRIPTION	Q'TY	REMARKS
1	12110-91L00-0B0	PISTON	2	
2	12140-91L00	RING SET, PISTON	2	
3	12151-91L00	PIN, PISTON	2	
4	09381-18002	CIRCLIP	4	
5	09263-18L01	BEARING (18X23X22)	2	
6	09169-18001	WASHER	4	
7	12200-91L30	CRANKSHAFT ASSY	1	
8	12161-91L00	.ROD, CONNECTING	2	
9	09263-24L01	.BEARING (24X32X20)	2	
10	09181-24001	.WASHER (24X31.5X1)	4	
11	12211-91L10	.PIN, CRANK UPPER	1	
12	12211-91L00	.PIN, CRANK LOWER	1	
13	12221-91L30	.CRANKSHAFT, UPPER	1	
14	12232-91L30	.WHEEL, MIDDLE UNDER	1	
15	12231-91L30	.WHEEL, MIDDLE UPPER	1	
16	09160-50002	.WASHER (50X77X1)	1	
17	12240-91L30	.CRANKSHAFT, UNDER	1	
18	09262-30L02	.BEARING (30X72X19)	2	
19	09262-30L01	.BEARING (30X72X19)	1	
20	09289-39L01	.OIL SEAL	1	
21	09283-30L03	OIL SEAL	1	
22	09283-30L02	OIL SEAL	1	
23	09282-15L01	OIL SEAL	2	
24	12100-91L00-050	PISTON/RING SET (OS:0.50)	2	OPT
25	12140-96351-050	.RING SET, PISTON (OS:0.50)	2	OPT

**FIG.6**



**FIG.6 (1-B-7) CRANKSHAFT (DT30R P40)**

REF NO.	PART NO.	DESCRIPTION	Q'TY	REMARKS
1	12110-91L00-0B0	PISTON	2	
2	12140-91L00	RING SET, PISTON	2	
3	12151-91L00	PIN, PISTON	2	
4	09381-18002	CIRCLIP	4	
5	09263-18L01	BEARING (18X23X22)	2	
6	09169-18001	WASHER	4	
7	12200-91L30	CRANKSHAFT ASSY	1	
8	12161-91L00	.ROD, CONNECTING	2	
9	09263-24L01	.BEARING (24X32X20)	2	
10	09181-24001	.WASHER (24X31.5X1)	4	
11	12211-91L10	.PIN, CRANK UPPER	1	
12	12211-91L00	.PIN, CRANK LOWER	1	
13	12221-91L30	.CRANKSHAFT, UPPER	1	
14	12232-91L30	.WHEEL, MIDDLE UNDER	1	
15	12231-91L30	.WHEEL, MIDDLE UPPER	1	
16	09160-50002	.WASHER (50X77X1)	1	
17	12240-91L30	.CRANKSHAFT, UNDER	1	
18	09262-30L02	.BEARING (30X72X19)	2	
19	09262-30L01	.BEARING (30X72X19)	1	
20	09289-39L01	.OIL SEAL	1	
21	09283-30L03	OIL SEAL	1	
22	09283-30L02	OIL SEAL	1	
23	09282-15L01	OIL SEAL	2	
24	12100-91L00-050	PISTON/RING SET (OS:0.50)	2	OPT
25	12140-96351-050	.RING SET, PISTON (OS:0.50)	2	OPT

FIG.7

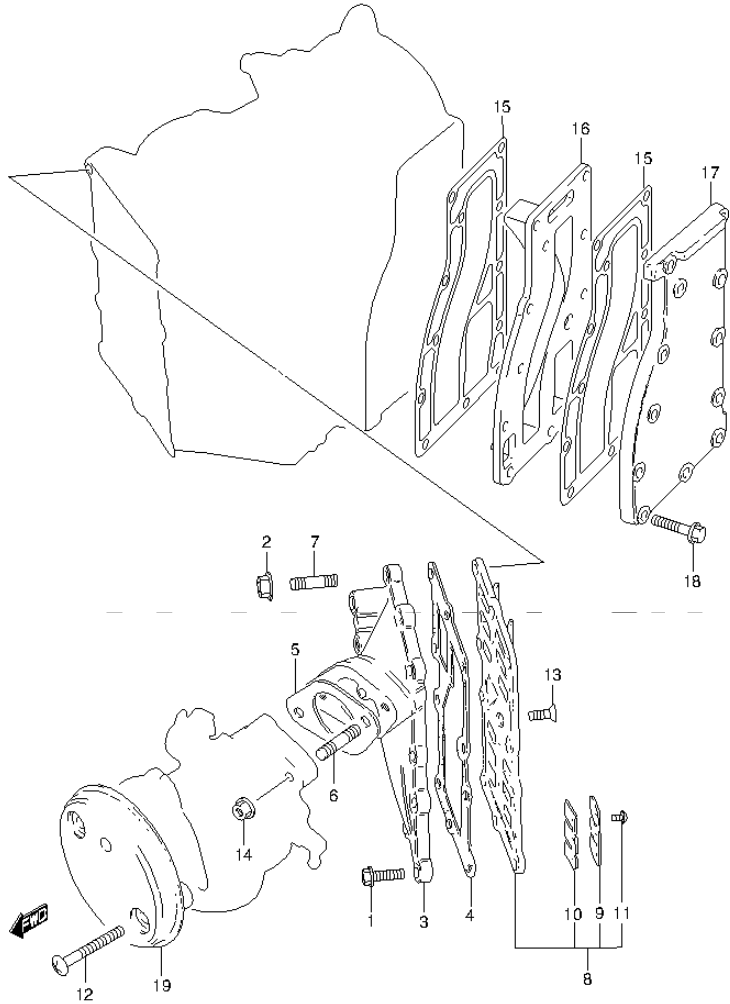
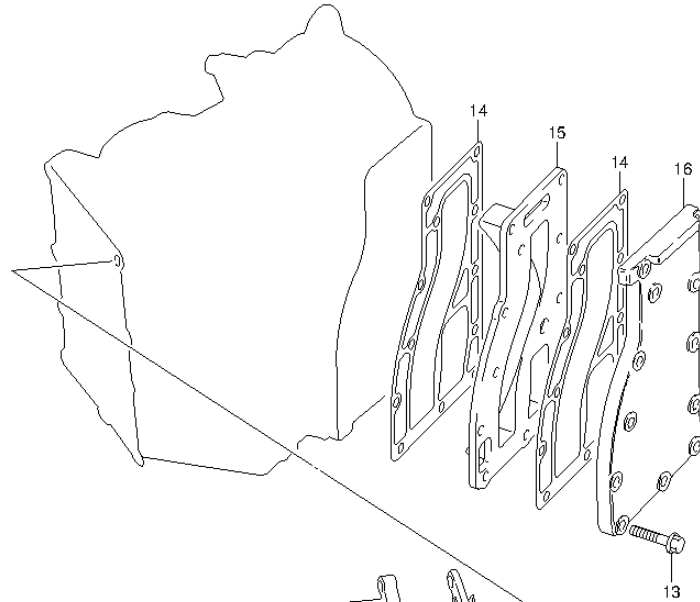


FIG.7 (1-B-8) INLET CASE (DT25K P36)

REF NO.	PART NO.	DESCRIPTION	Q'TY	REMARKS
1	02162-06257	SCREW	8	
2	08316-10067	NUT	2	
3	12481-91L10	CASE, INLET (KEROSENE)	1	
4	13121-96400	GASKET, INLET CASE	1	
5	13125-95210	GASKET, CARBURETOR	1	
6	01411-0820A	STUD BOLT	1	
7	01411-0620A	STUD BOLT	2	
8	13150-96300	VALVE ASSY, REED	1	
9	13152-96300	.STOPPER, REED VALVE	4	
10	13153-96300	.VALVE, REED	4	
11	02112-3306A	.SCREW	12	
12	02142-06357	SCREW	2	
13	02122-0616A	SCREW	1	
14	08316-10087	NUT	2	
15	14151-91L00	GASKET, EXHAUST COVER	2	
16	14131-91L10	PLATE, EXHAUST	1	
17	14141-91L10	COVER, EXHAUST	1	
18	01550-06307	BOLT	12	
19	13811-96351	CASE, SILENCER	1	

**FIG.8**

**FIG.8 (1-B-9) INLET CASE (DT30 P40)**



REF NO.	PART NO.	DESCRIPTION	Q'TY	REMARKS
1	02162-06257	SCREW	8	
2	08316-10067	NUT	2	
3	01411-0620A	STUD BOLT	2	
4	12481-96380-OEP	CASE, INLET	1	
5	13125-93010	GASKET, CARBURETOR	1	
6	01411-0820A	STUD BOLT	2	
7	08316-10087	NUT	2	
8	13150-96300	VALVE ASSY, REED	1	
9	13152-96300	.STOPPER, REED VALVE	4	
10	13153-96300	.VALVE, REED	4	
11	02112-3306A	.SCREW	12	
12	02122-0616A	SCREW	1	
13	01550-06307	BOLT	12	
14	14151-91L00	GASKET, EXHAUST COVER	2	
15	14131-91L10	PLATE, EXHAUST	1	
16	14141-91L10	COVER, EXHAUST	1	
17	02142-06407	SCREW	3	
18	13811-96300	CASE, SILENCER	1	

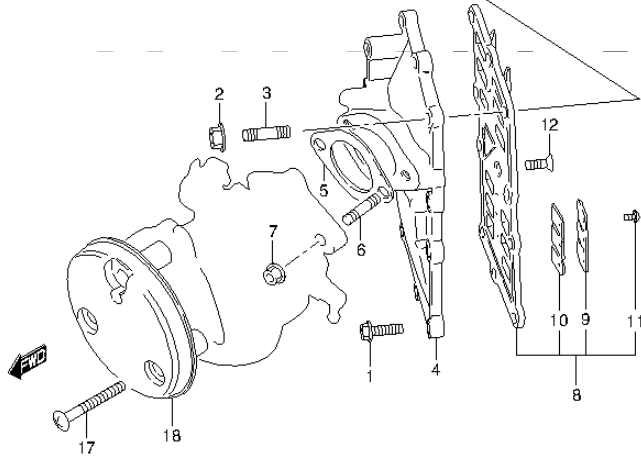


FIG.9

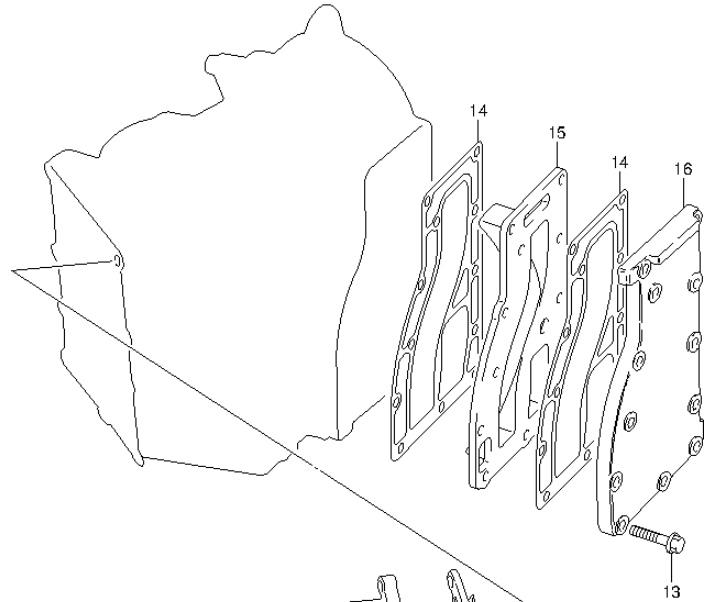


FIG.9 (1-B-10) INLET CASE (DT30R P40)

REF NO.	PART NO.	DESCRIPTION	Q'TY	REMARKS
1	02162-06257	SCREW	8	
2	08316-10067	NUT	2	
3	01411-0620A	STUD BOLT	2	
4	12481-96380-0EP	CASE, INLET	1	
5	13125-93010	GASKET, CARBURETOR	1	
6	01411-0820A	STUD BOLT	2	
7	08316-10087	NUT	2	
8	13150-96300	VALVE ASSY, REED	1	
9	13152-96300	.STOPPER, REED VALVE	4	
10	13153-96300	.VALVE, REED	4	
11	02112-3306A	.SCREW	12	
12	02122-0616A	SCREW	1	
13	01550-06307	BOLT	12	
14	14151-91L00	GASKET, EXHAUST COVER	2	
15	14131-91L10	PLATE, EXHAUST	1	
16	14141-91L10	COVER, EXHAUST	1	
17	02142-06407	SCREW	3	
18	13811-96300	CASE, SILENCER	1	

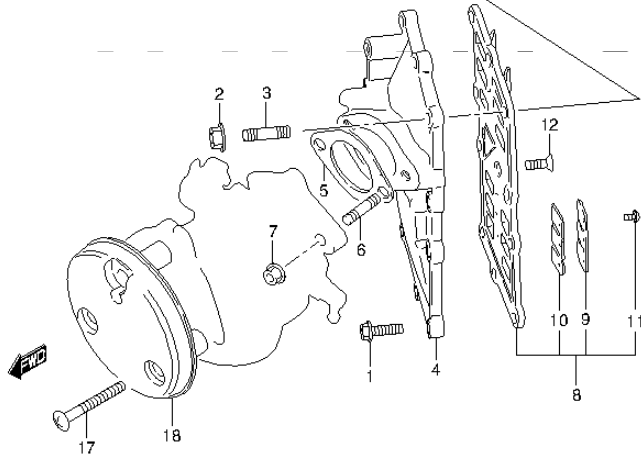




FIG.10

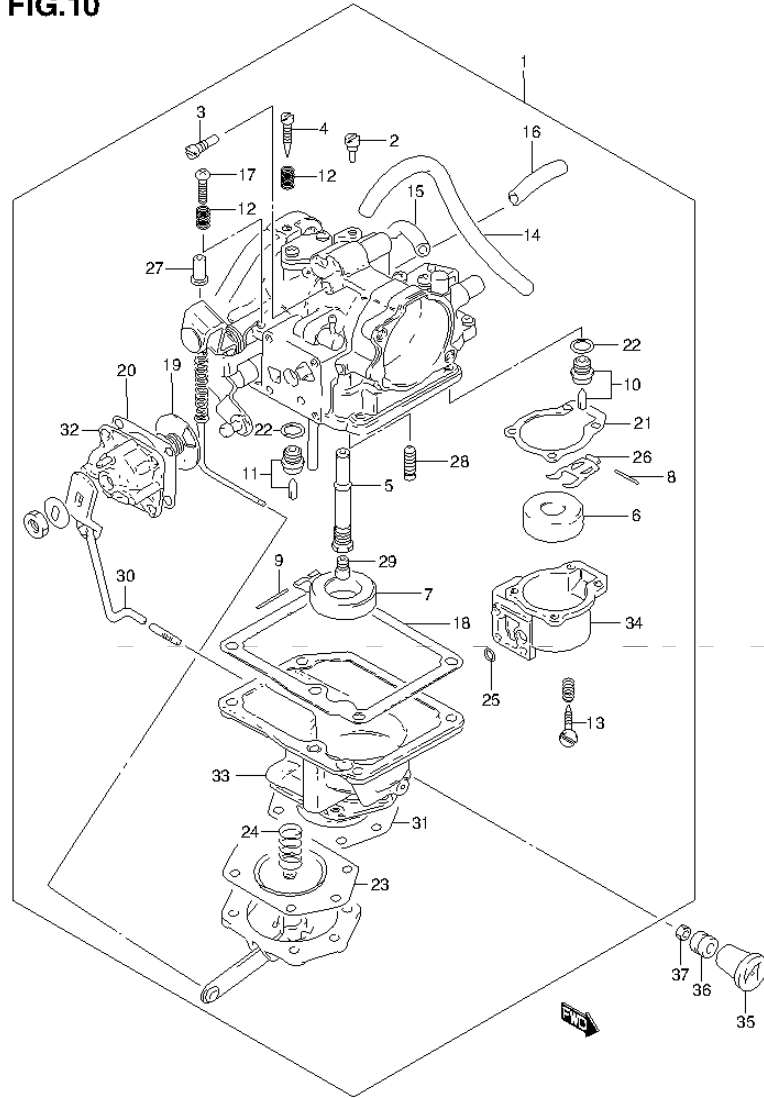


FIG.10 (1-B-11) CARBURETOR (DT25K P36)

REF NO.	PART NO.	DESCRIPTION	Q'TY	REMARKS
1	13200-96461	CARBURETOR ASSY	1	
2	09492-50008	.JET, PILOT (50)	1	FOR GASOLINE
3	09492-30017	.JET, PILOT (150)	1	FOR KEROSENE
4	13269-98100	.SCREW, PILOT	1	
5	13235-94350	.NOZZLE	1	
6	13270-94350	.FLOAT	1	FOR GASOLINE
7	13250-93012	.FLOAT	1	FOR KEROSENE
8	13254-98410	.PIN	1	FOR GASOLINE
9	13254-98300	.PIN	1	FOR KEROSENE
10	13370-94350	.VALVE ASSY, NEEDLE	1	FOR GASOLINE
11	13370-28110	.VALVE ASSY, NEEDLE	1	FOR KEROSENE
12	13268-96111	.SPRING, STOP SCREW	3	
13	13616-93900	ADJUSTER	2	
14	13651-95300	.HOSE	1	L:175->125
15	13651-94350	.HOSE	1	L:175->28,50
16	13651-94350	.HOSE	1	L:175->28
17	13534-96300	.SCREW, THROTTLE STOP	1	
18	13245-94350	.GASKET, FLOAT CHAMBER	1	FOR KEROSENE
19	13415-94350	.DISC ASSY	1	
20	13418-94360	.GASKET	1	
21	13265-94360	.GASKET, FLOAT CHAMBER	1	FOR GASOLINE
22	13392-58600	.PACKING, NEEDLE VALVE SEAT	2	
23	13450-94350	.MEMBRANE ASSY	1	
24	13441-94350	.SPRING	1	
25	13521-78100	.O RING	1	
26	13282-94350	.ARM	1	
27	13461-94350	.NUT	1	
28	13443-94350	.VALVE ASSY	1	
29	09491-29010	.JET, MAIN (147.5)	1	
30	13580-96351	.LEVER ASSY, STARTER	1	
31	13446-94360	.GASKET	1	
32	13419-94400	.COVER, DISK	1	
33	13245-96400	.CHAMBER, FLOAT	1	FOR KEROSENE
34	13261-95200	.CHAMBER ,FLOAT	1	FOR GASOLINE

FIG.10

FIG.10 (1-B-12) CARBURETOR (DT25K P36)

REF NO.	PART NO.	DESCRIPTION	Q'TY	REMARKS
35	13631-93501	KNOB, STARTER	1	
36	09320-04009	BUSH	1	
37	09140-04007	NUT	1	

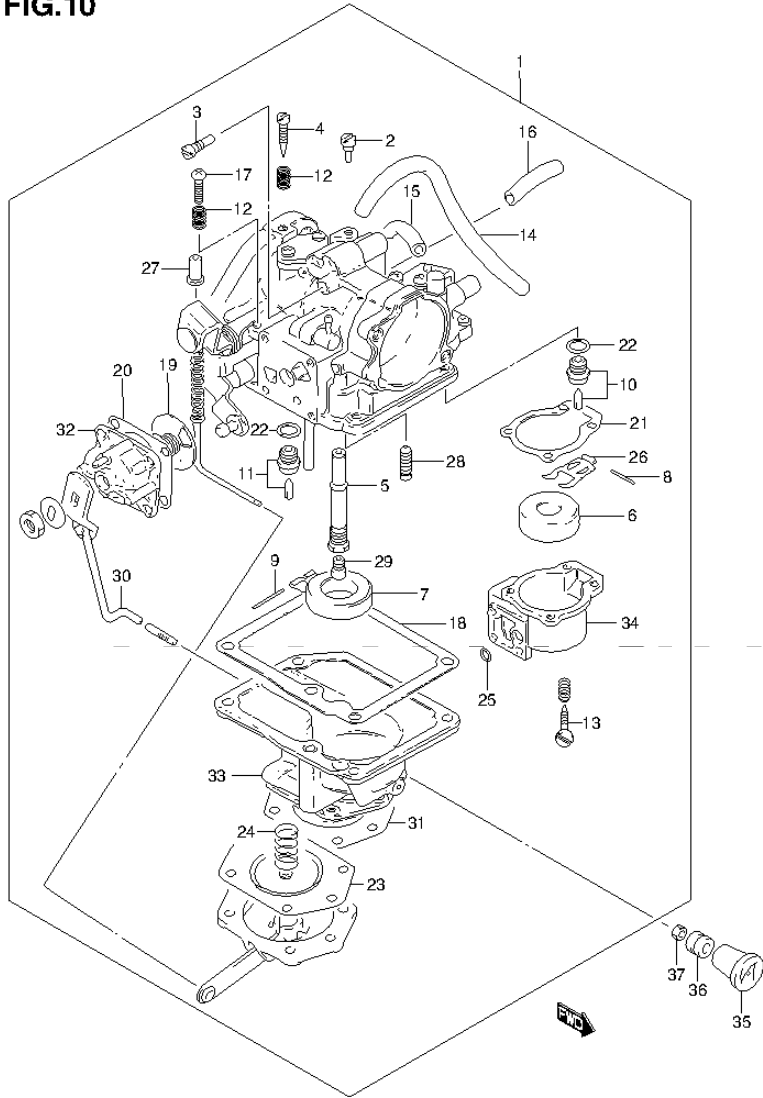


FIG.11

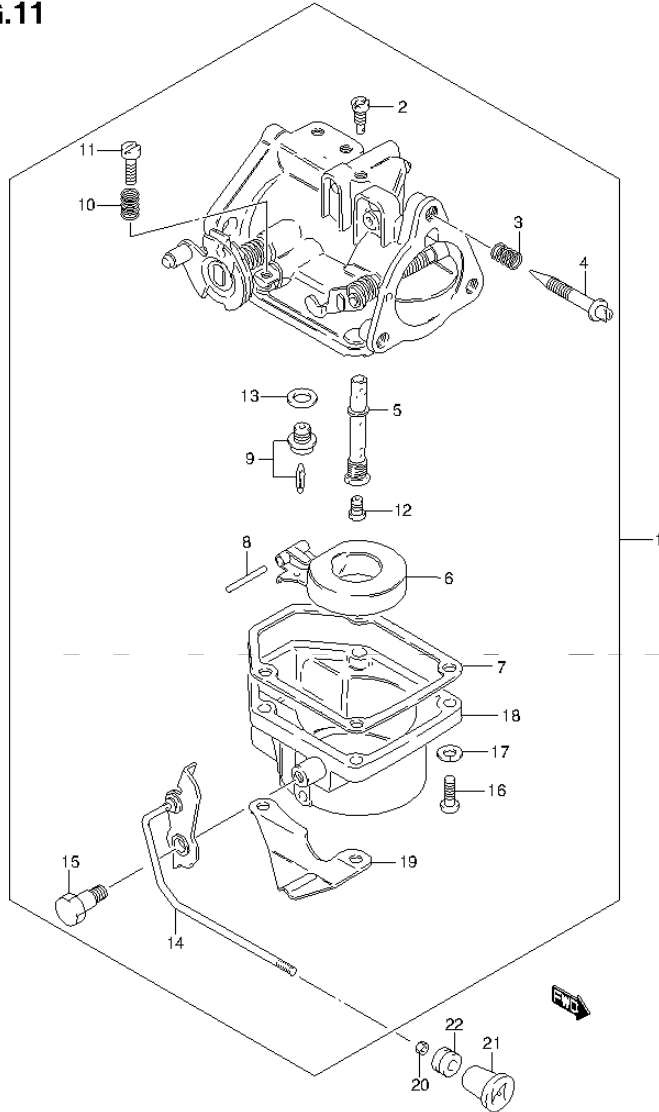


FIG.11 (1-B-13) CARBURETOR (DT30 P40)

REF NO.	PART NO.	DESCRIPTION	Q'TY	REMARKS
1	13200-964J0	CARBURETOR ASSY	1	
2	09492-70001	.JET, PILOT (70)	1	
3	13271-93311	.SPRING, AIR SCREW	1	
4	13269-93311	.SCREW, PILOT AIR	1	
5	13235-94350	.NOZZLE	1	
6	13250-93012	.FLOAT	1	
7	13251-93320	.GASKET, FLOAT CHAMBER	1	
8	13254-98300	.PIN, FLOAT	1	
9	13370-28110	.VALVE ASSY, NEEDLE	1	
10	13268-96111	.SPRING, THROTTLE STOP	1	
11	13534-96300	.SCREW, THROTTLE STOP	1	
12	09491-32012	.JET, MAIN (160)	1	
13	13392-58600	.GASKET, VALVE SEAT	1	
14	13681-96301	.LEVER, CHOKE	1	
15	13682-96300	.BOLT	1	
16	02112-05207	.SCREW	4	
17	08321-0105A	.WASHER	4	
18	13240-94620	.CHAMBER, FLOAT	1	
19	13694-96300	.PLATE, SPRING	1	
20	09140-04007	NUT	1	
21	13631-93501	KNOB, STARTER	1	
22	09320-04009	BUSH	1	

FIG.12

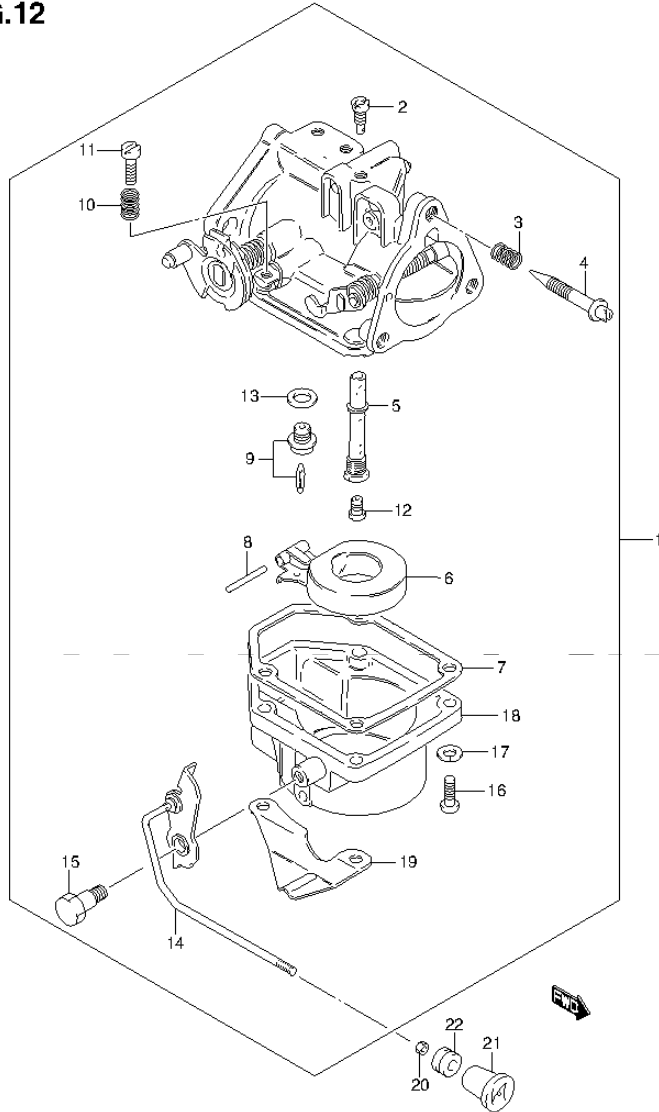


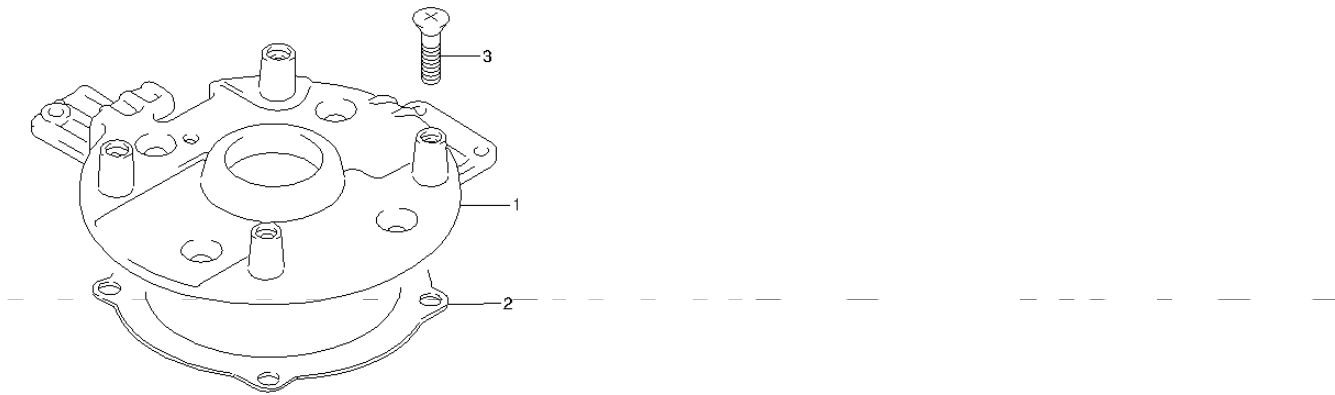
FIG.12 (1-B-14) CARBURETOR (DT30R P40)

REF NO.	PART NO.	DESCRIPTION	Q'TY	REMARKS
1	13200-964J0	CARBURETOR ASSY	1	
2	09492-70001	.JET, PILOT (70)	1	
3	13271-93311	.SPRING, AIR SCREW	1	
4	13269-93311	.SCREW, PILOT AIR	1	
5	13235-94350	.NOZZLE	1	
6	13250-93012	.FLOAT	1	
7	13251-93320	.GASKET, FLOAT CHAMBER	1	
8	13254-98300	.PIN, FLOAT	1	
9	13370-28110	.VALVE ASSY, NEEDLE	1	
10	13268-96111	.SPRING, THROTTLE STOP	1	
11	13534-96300	.SCREW, THROTTLE STOP	1	
12	09491-32012	.JET, MAIN (160)	1	
13	13392-58600	.GASKET, VALVE SEAT	1	
14	13681-96301	.LEVER, CHOKE	1	
15	13682-96300	.BOLT	1	
16	02112-05207	.SCREW	4	
17	08321-0105A	.WASHER	4	
18	13240-94620	.CHAMBER, FLOAT	1	
19	13694-96300	.PLATE, SPRING	1	
20	09140-04007	NUT	1	
21	13631-93501	KNOB, STARTER	1	
22	09320-04009	BUSH	1	

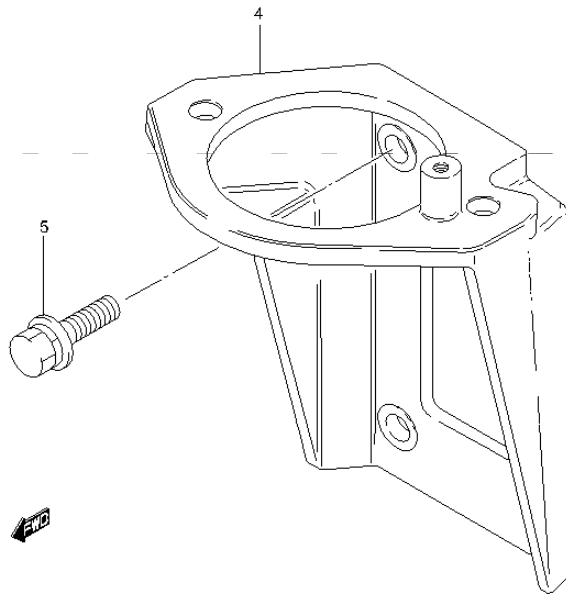
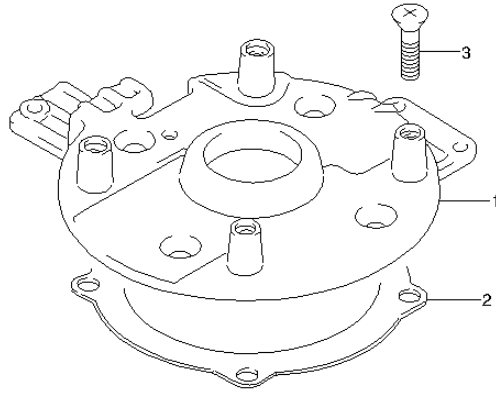
FIG.13

FIG.13 (1-B-15) OIL SEAL HOUSING (DT25K P36)

REF NO.	PART NO.	DESCRIPTION	Q'TY	REMARKS
1	11411-91L00	HOUSING, UPPER OIL SEAL	1	
2	11413-96310	GASKET, UPPER OIL SEAL HOUSING	1	
3	02122-06167	SCREW	4	



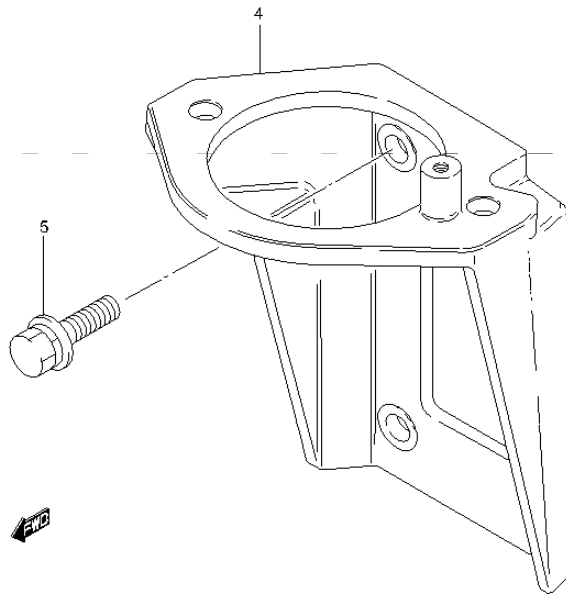
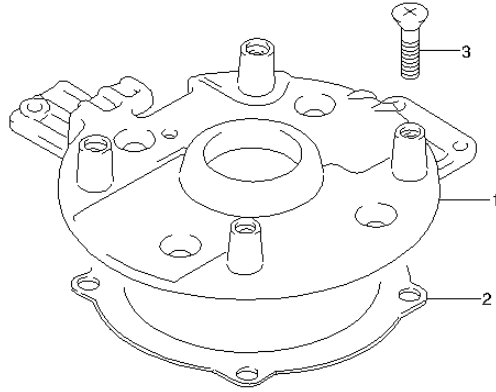
**FIG.14**



**FIG.14 (1-C-2) OIL SEAL HOUSING (DT30 P40)**

REF NO.	PART NO.	DESCRIPTION	Q'TY	REMARKS
1	11411-91L00	HOUSING, UPPER OIL SEAL	1	
2	11413-96310	GASKET, UPPER OIL SEAL HOUSING	1	
3	02122-06167	SCREW	4	
4	31911-91L00	BRACKET, STARTER	1	W/ELECTRIC STARTER
5	01580-08257	BOLT	4	W/ELECTRIC STARTER

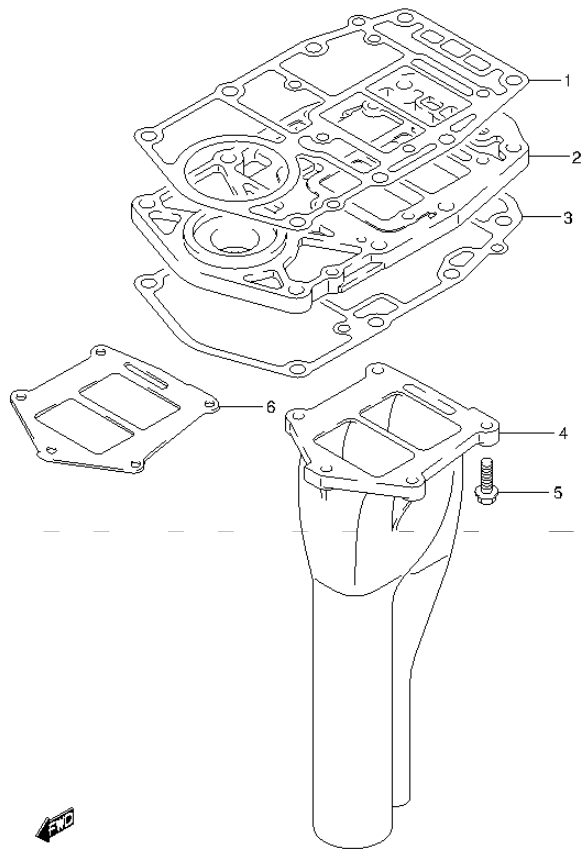
**FIG.15**



**FIG.15 (1-C-3) OIL SEAL HOUSING (DT30R P40)**

REF NO.	PART NO.	DESCRIPTION	Q'TY	REMARKS
1	11411-91L00	HOUSING, UPPER OIL SEAL	1	
2	11413-96310	GASKET, UPPER OIL SEAL HOUSING	1	
3	02122-06167	SCREW	4	
4	31911-91L00	BRACKET, STARTER	1	
5	01580-08257	BOLT	4	

**FIG.16**

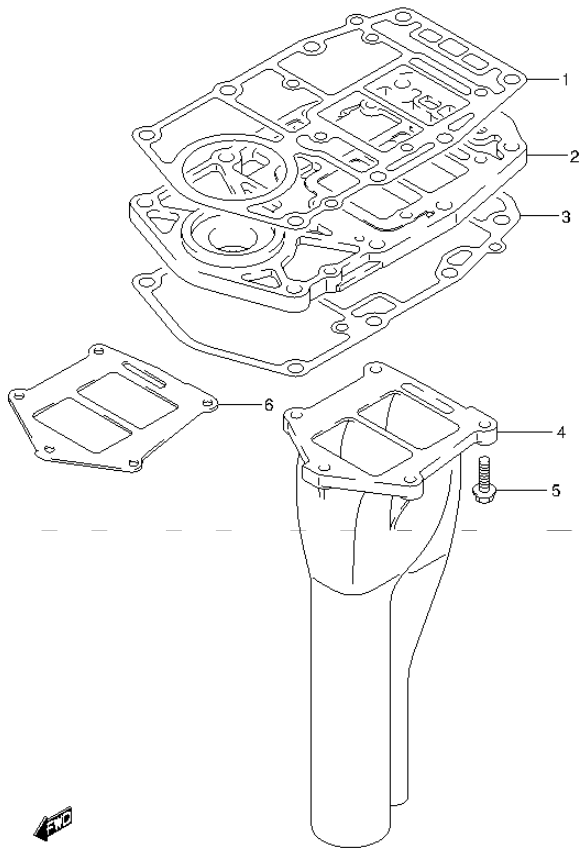


**FIG.16 (1-C-4) EXHAUST TUBE (DT25K P36)**

REF NO.	PART NO.	DESCRIPTION	Q'TY	REMARKS
1	11433-91L00	GASKET, LOWER OIL SEAL HOUSING	1	
2	11431-91L00	HOUSING, UNDER OIL SEAL	1	
3	52113-91L00	GASKET, DRIVE SHAFT HOUSING	1	
4	14211-91L00	TUBE, EXHAUST	1	
5	09116-06234	BOLT (6X35)	5	
6	14212-91L00	GASKET, EXHAUST TUBE	1	



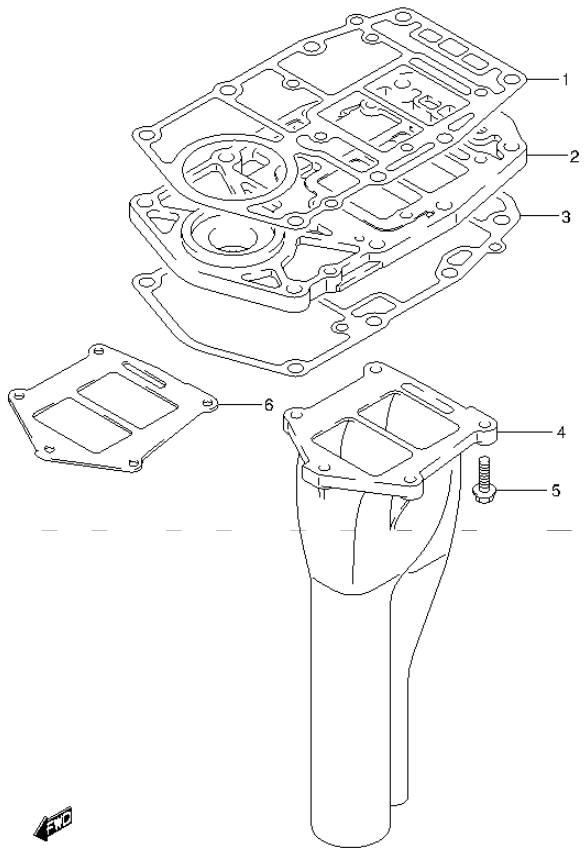
**FIG.17**



**FIG.17 (1-C-5) EXHAUST TUBE (DT30 P40)**

REF NO.	PART NO.	DESCRIPTION	Q'TY	REMARKS
1	11433-91L00	GASKET, LOWER OIL SEAL HOUSING	1	
2	11431-91L00	HOUSING, UNDER OIL SEAL	1	
3	52113-91L00	GASKET, DRIVE SHAFT HOUSING	1	
4-1	14211-91L10	TUBE, EXHAUST	1	W/TRANSOM(S)
4-2	14211-91L00	TUBE, EXHAUST	1	W/TRANSOM(L)
5	09116-06234	BOLT (6X35)	5	
6	14212-91L00	GASKET, EXHAUST TUBE	1	

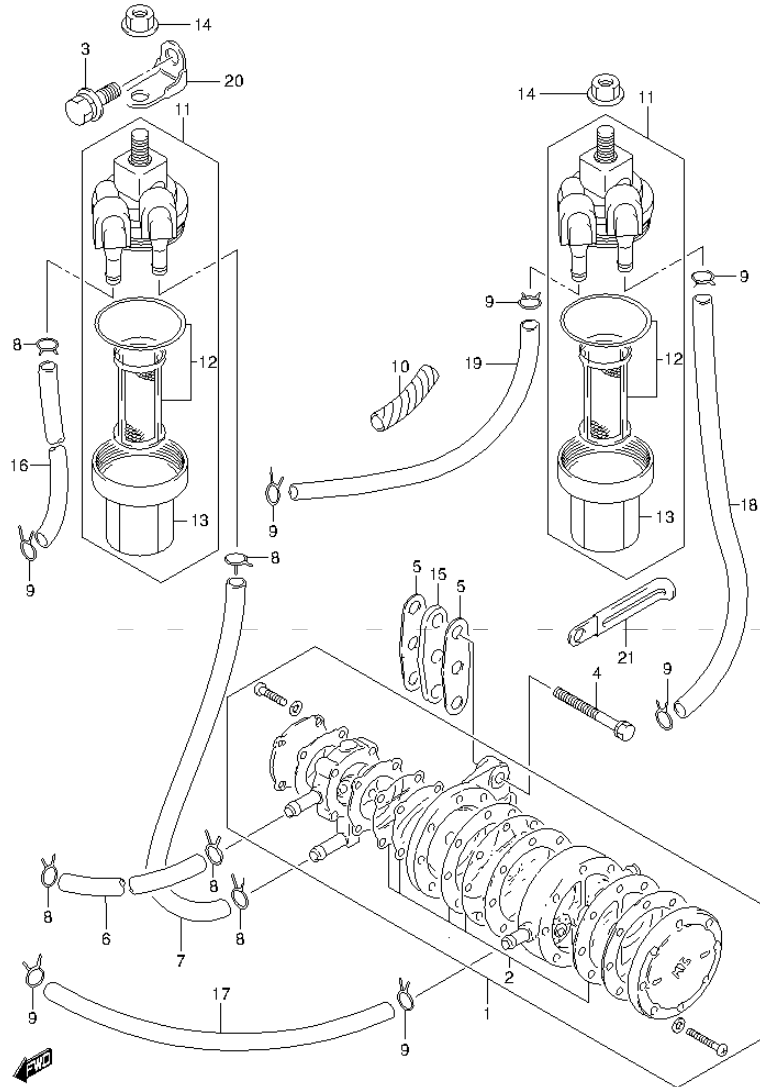
**FIG.18**



**FIG.18 (1-C-6) EXHAUST TUBE (DT30R P40)**

REF NO.	PART NO.	DESCRIPTION	Q'TY	REMARKS
1	11433-91L00	GASKET, LOWER OIL SEAL HOUSING	1	
2	11431-91L00	HOUSING, UNDER OIL SEAL	1	
3	52113-91L00	GASKET, DRIVE SHAFT HOUSING	1	
4-1	14211-91L10	TUBE, EXHAUST	1	W/TRANSOM(S)
4-2	14211-91L00	TUBE, EXHAUST	1	W/TRANSOM(L)
5	09116-06234	BOLT (6X35)	5	
6	14212-91L00	GASKET, EXHAUST TUBE	1	

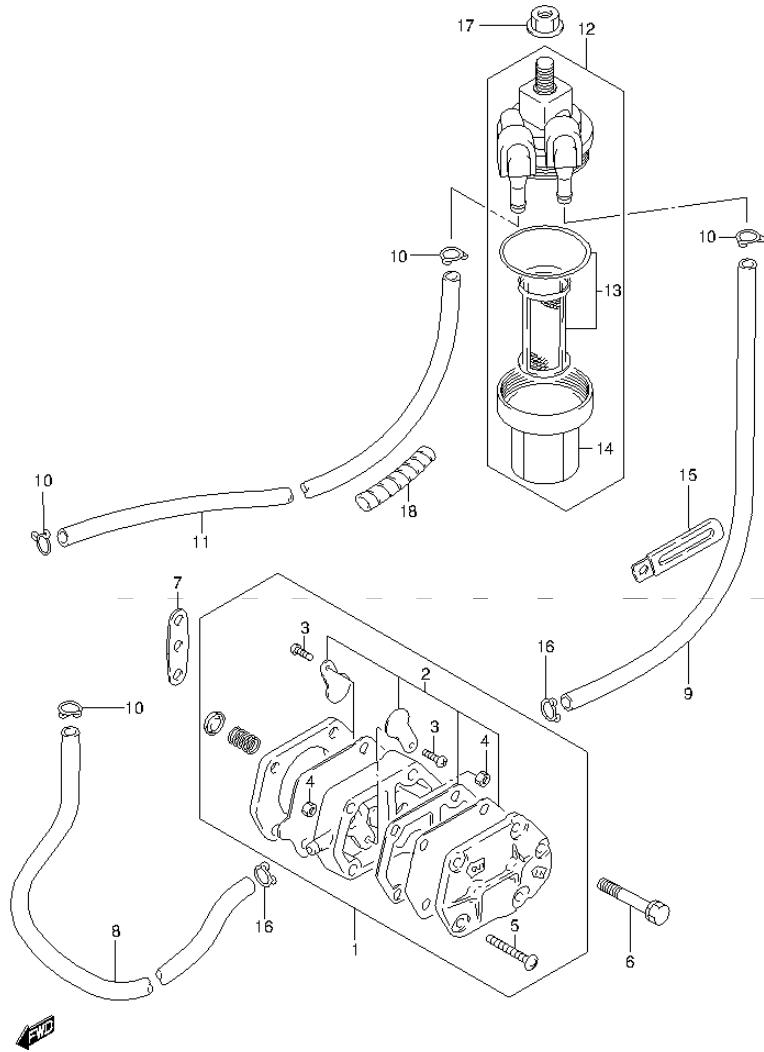
**FIG.19**



**FIG.19 (1-C-7) FUEL PUMP (DT25K P36)**

REF NO.	PART NO.	DESCRIPTION	Q'TY	REMARKS
1	15100-9436V	PUMP ASSY, FUEL	1	
2	15170-94460	.DIAPHRAGM SET	1	
3	01580-08207	BOLT	1	
4	01570-06257	BOLT	2	
5	15321-96300	GASKET	2	
6	15211-91J00-180	HOSE, FUEL (PUMP TO CARB)	1	FOR GASOLINE
7	15211-91J00-170	HOSE, FUEL (FILTER TO PUMP)	1	FOR GASOLINE
8	09401-08410	CLIP	5	
9	59412-91J00	CLIP	7	
10	16911-92E20	PROTECTOR	2	L:540->90
11	15410-94400	FILTER ASSY, FUEL	2	
12	15430-87D10	.ELEMENT SET	2	
13	15413-87D10	.CUP	2	
14	08316-10087	NUT	2	
15	15322-96300	INSULATOR, FUEL PUMP	1	
16	09359-50823-600	HOSE (5X8.2X600)	1	FOR GASOLINE L:600->230 CONN TO FILTER
17	09355-50108-300	HOSE (5X10X300)	1	FOR KEROSENE PUMP TO CARB
18	09355-50108-150	HOSE (5X10X150)	1	FOR KEROSENE FILTER TO PUMP
19	09355-50108-300	HOSE (5X10X300)	1	FOR KEROSENE CONN TO FILTER
20	15420-96300	BRACKET, FUEL FILTER	1	
21	29404-93J10	CLAMP	1	

FIG.20



DT25\_30\_P40\_013\_020  
FUEL PUMP

FIG.20 (1-C-8) FUEL PUMP (DT30 P40)

REF NO.	PART NO.	DESCRIPTION	Q'TY	REMARKS
1	15100-94311	PUMP ASSY, FUEL	1	
2	15170-94320	.DIAPHRAGM SET	1	
3	15183-94301	.SCREW	2	
4	15186-94300	.NUT	2	
5	15851-94300	.SCREW	3	
6	01570-06407	BOLT	2	
7	15321-99710	GASKET, FUEL PUMP	1	
8	15211-91J00-195	HOSE, FUEL (PUMP TO CARB)	1	
9	15211-91J00-195	HOSE, FUEL (FILTER TO PUMP)	1	
10	09401-08410	CLIP	4	
11	15211-91J00-320	HOSE, FUEL (CONN TO FILTER)	1	
12	15410-94400	FILTER ASSY, FUEL	1	
13	15430-87D10	.ELEMENT SET	1	
14	15413-87D10	.CUP	1	
15	29404-93J10	CLAMP (L:65)	1	
16	15331-94300	CLIP	2	
17	08316-10087	NUT	1	
18	16911-92E20	PROTECTOR, FUEL HOSE	1	L:540->40

DT25\_30\_P40\_013

FIG.21

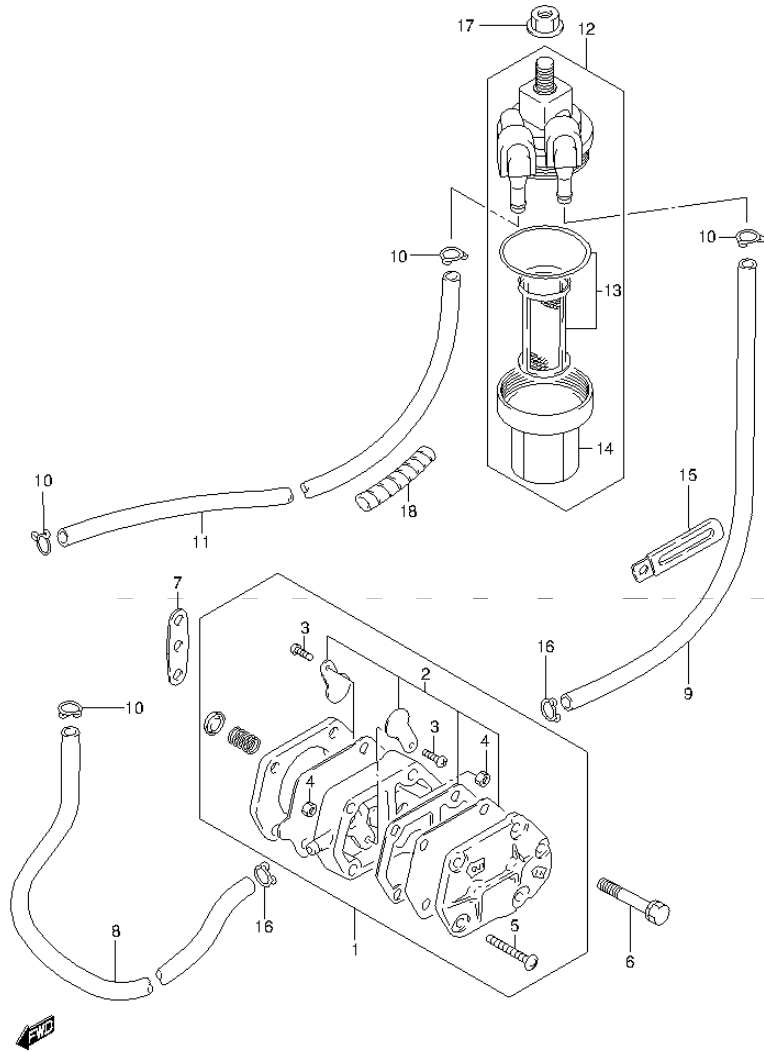


FIG.21 (1-C-9) FUEL PUMP (DT30R P40)

REF NO.	PART NO.	DESCRIPTION	Q'TY	REMARKS
1	15100-94311	PUMP ASSY, FUEL	1	
2	15170-94320	.DIAPHRAGM SET	1	
3	15183-94301	.SCREW	2	
4	15186-94300	.NUT	2	
5	15851-94300	.SCREW	3	
6	01570-06407	BOLT	2	
7	15321-99710	GASKET, FUEL PUMP	1	
8	15211-91J00-195	HOSE, FUEL (PUMP TO CARB)	1	
9	15211-91J00-195	HOSE, FUEL (FILTER TO PUMP)	1	
10	09401-08410	CLIP	4	
11	15211-91J00-320	HOSE, FUEL (CONN TO FILTER)	1	
12	15410-94400	FILTER ASSY, FUEL	1	
13	15430-87D10	.ELEMENT SET	1	
14	15413-87D10	.CUP	1	
15	29404-93J10	CLAMP (L:65)	1	
16	15331-94300	CLIP	2	
17	08316-10087	NUT	1	
18	16911-92E20	PROTECTOR, FUEL HOSE	1	L:540->40

FIG.22

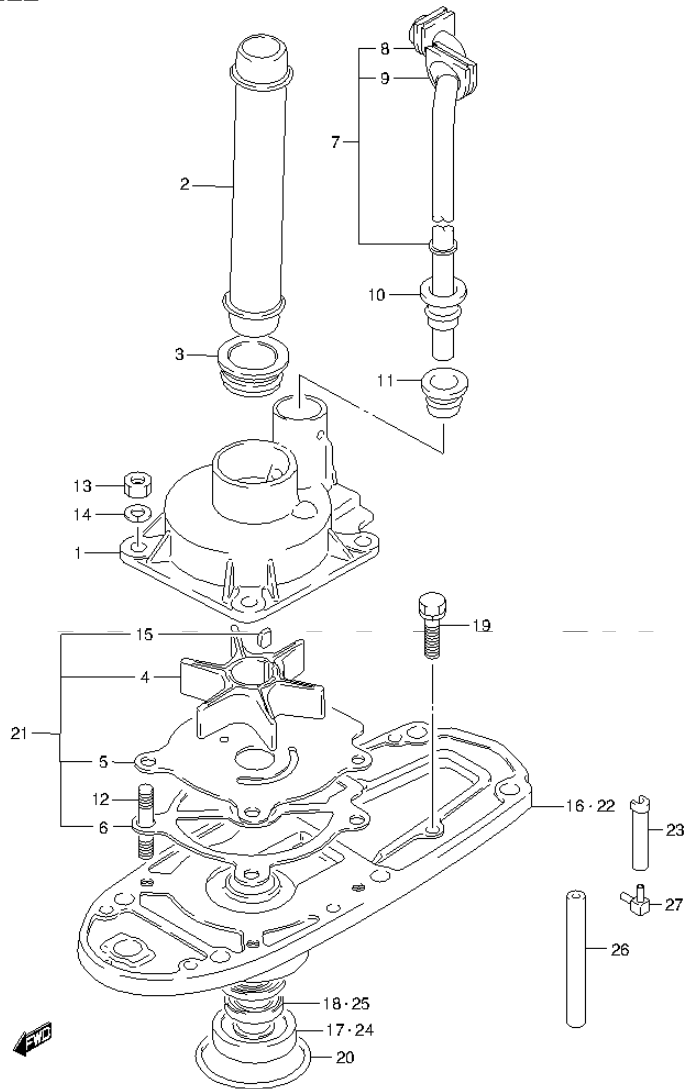


FIG.22 (1-C-10) WATER PUMP (DT25K P36)

REF NO.	PART NO.	DESCRIPTION	Q'TY	REMARKS
1	17410-92L00	CASE, WATER PUMP	1	
2	17431-91L00	TUBE, WATER PUMP SEAL (L)	1	
3	17432-96300	GROMMET, SEAL TUBE	2	
4	17461-964L0	IMPELLER, WATER PUMP	1	
5	17471-92L00	PANEL, UNDER	1	
6	17472-96303	GASKET, PUMP CASE, LOWER	1	
7	17560-91L00	TUBE, WATER (L)	1	
8	17563-96301	.GROMMET, UPPER (1)	1	
9	17564-96301	.GROMMET, UPPER (2)	1	
10	17565-96300	GROMMET, MIDDLE	1	
11	17566-96302	GROMMET, LOWER	1	
12	09108-06069	STUD BOLT	4	
13	29141-93J00	NUT	4	
14	29162-93J00	LOCK WASHER	4	
15	09420-04006	KEY	1	
16	56130-91L10-0EP	HOUSING, DRIVE SHAFT BEARING	1	
17	09265-17L01	.BEARING	1	
18	09289-17L01	.OIL SEAL	1	
19	09116-06227	BOLT (6X20)	2	
20	09280-50005	O RING (D:3.6, ID:43.2)	1	
21	17400-94412	KIT, WATER PUMP REPAIR	1	OPT
22	56130-96320-0EP	HOUSING, DRIVE SHAFT BEARING	1	OPT
23	17453-95D00	.DRAIN, WATER INLET	1	OPT
24	09265-17002	.BEARING (17X40X17.25)	1	OPT
25	09289-17004	.OIL SEAL (17X30X9)	1	OPT
26	09355-40805-600	.HOSE (4X8X600)	1	OPT
27	09367-04005	.JOINT	1	OPT

FIG.23

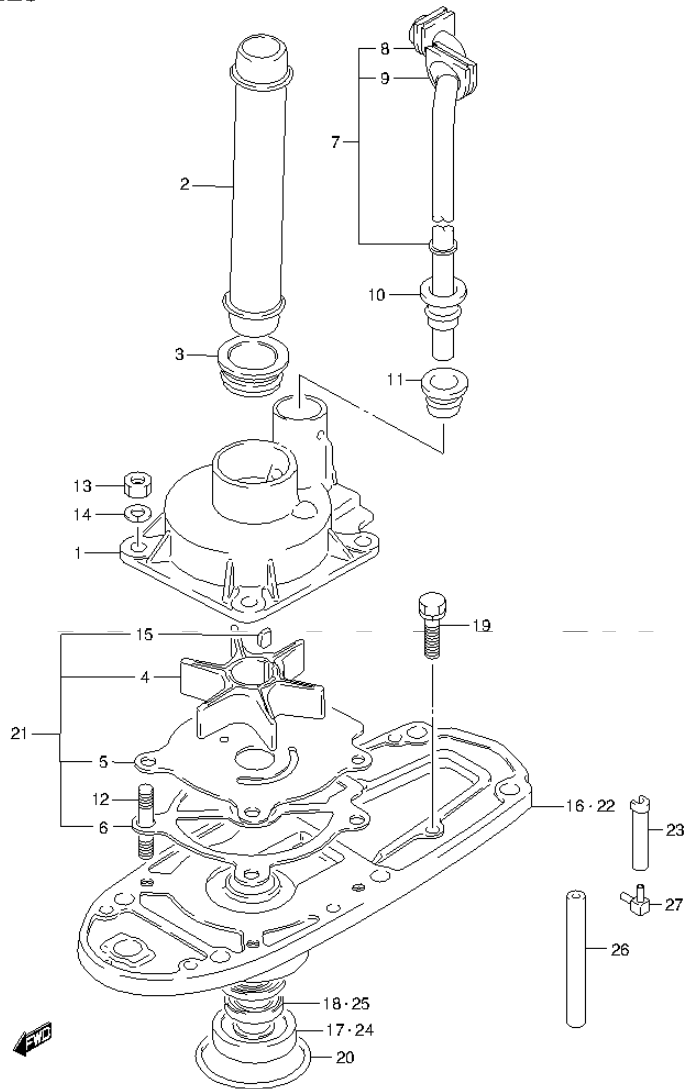


FIG.23 (1-C-11) WATER PUMP (DT30 P40)

REF NO.	PART NO.	DESCRIPTION	Q'TY	REMARKS
1	17410-92L00	CASE, WATER PUMP	1	
2-1	17431-91L10	TUBE, WATER PUMP SEAL (S)	1	W/TRANSOM(S)
2-2	17431-91L00	TUBE, WATER PUMP SEAL (L)	1	W/TRANSOM(L)
3	17432-96300	GROMMET, SEAL TUBE	2	
4	17461-964L0	IMPELLER, WATER PUMP	1	
5	17471-92L00	PANEL, UNDER	1	
6	17472-96303	GASKET, PUMP CASE, LOWER	1	
7-1	17560-91L10	TUBE, WATER (S)	1	W/TRANSOM(S)
7-2	17560-91L00	TUBE, WATER (L)	1	W/TRANSOM(L)
8	17563-96301	.GROMMET, UPPER (1)	1	
9	17564-96301	.GROMMET, UPPER (2)	1	
10	17565-96300	GROMMET, MIDDLE	1	
11	17566-96302	GROMMET, LOWER	1	
12	09108-06069	STUD BOLT	4	
13	29141-93J00	NUT	4	
14	29162-93J00	LOCK WASHER	4	
15	09420-04006	KEY	1	
16	56130-91L10-0EP	HOUSING, DRIVE SHAFT BEARING	1	
17	09265-17L01	.BEARING	1	
18	09289-17L01	.OIL SEAL	1	
19	09116-06227	BOLT (6X20)	2	
20	09280-50005	O RING (D:3.6, ID:43.2)	1	
21	17400-94412	KIT, WATER PUMP REPAIR	1	OPT
22	56130-96320-0EP	HOUSING, DRIVE SHAFT BEARING	1	OPT
23	17453-95D00	.DRAIN, WATER INLET	1	OPT
24	09265-17002	.BEARING (17X40X17.25)	1	OPT
25	09289-17004	.OIL SEAL (17X30X9)	1	OPT
26	09355-40805-600	.HOSE (4X8X600)	1	OPT
27	09367-04005	.JOINT	1	OPT

FIG.24

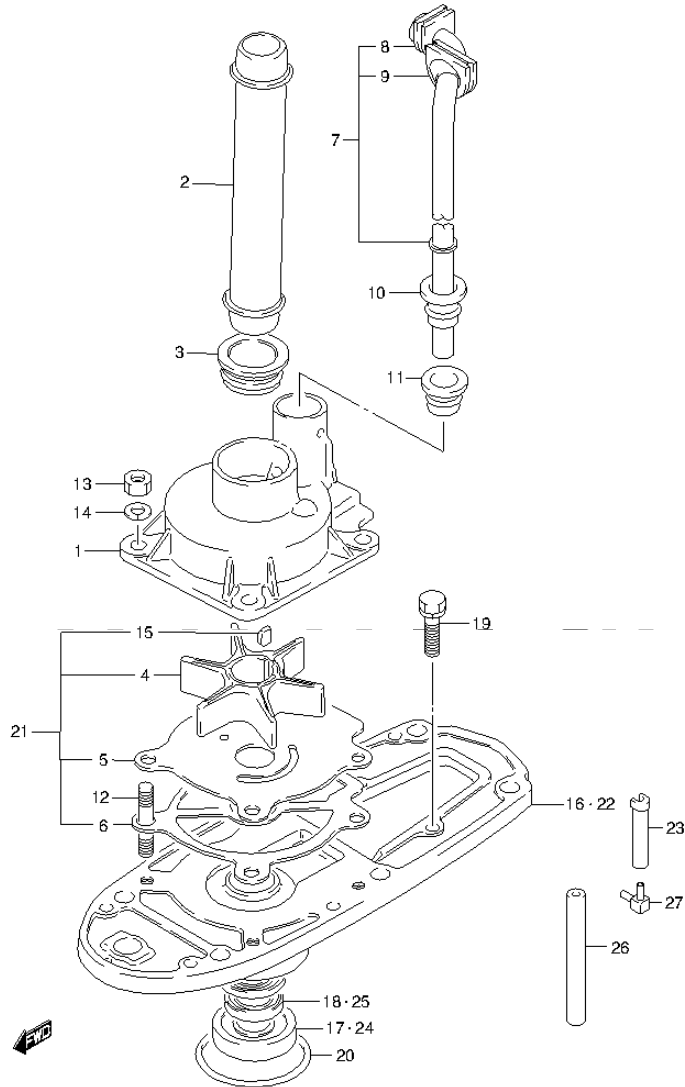
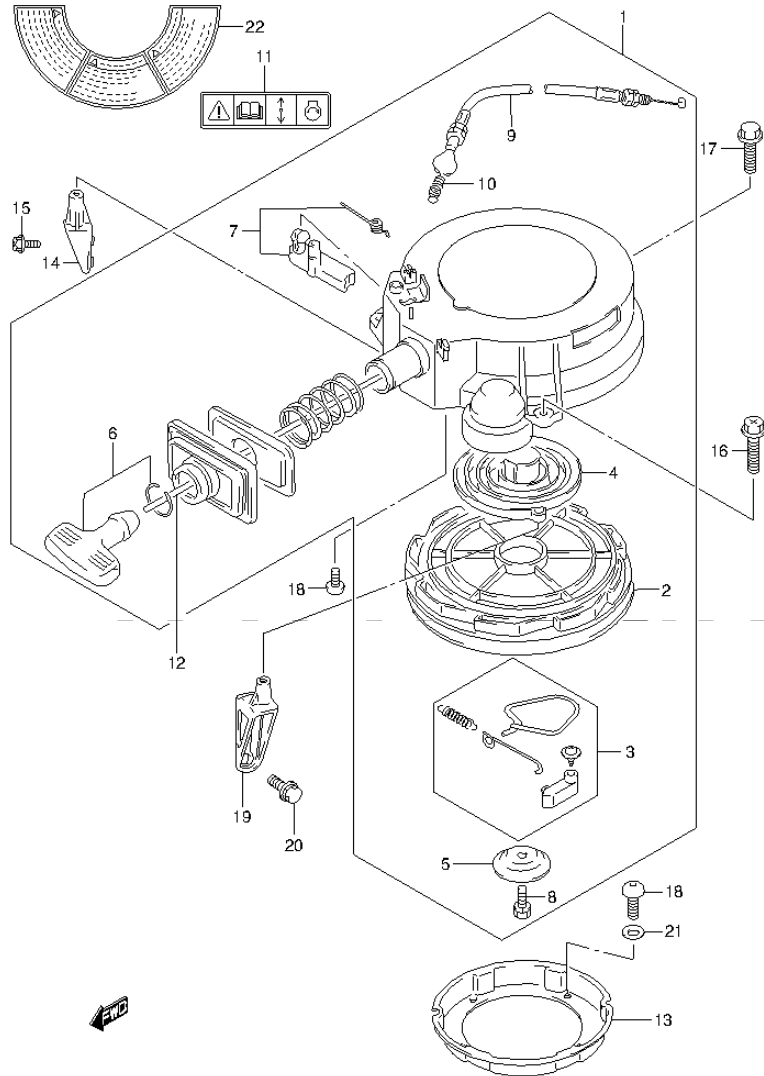


FIG.24 (1-C-12) WATER PUMP (DT30R P40)

REF NO.	PART NO.	DESCRIPTION	Q'TY	REMARKS
1	17410-92L00	CASE, WATER PUMP	1	
2-1	17431-91L10	TUBE, WATER PUMP SEAL (S)	1	W/TRANSOM(S)
2-2	17431-91L00	TUBE, WATER PUMP SEAL (L)	1	W/TRANSOM(L)
3	17432-96300	GROMMET, SEAL TUBE	2	
4	17461-964L0	IMPELLER, WATER PUMP	1	
5	17471-92L00	PANEL, UNDER	1	
6	17472-96303	GASKET, PUMP CASE, LOWER	1	
7-1	17560-91L10	TUBE, WATER (S)	1	W/TRANSOM(S)
7-2	17560-91L00	TUBE, WATER (L)	1	W/TRANSOM(L)
8	17563-96301	.GROMMET, UPPER (1)	1	
9	17564-96301	.GROMMET, UPPER (2)	1	
10	17565-96300	GROMMET, MIDDLE	1	
11	17566-96302	GROMMET, LOWER	1	
12	09108-06069	STUD BOLT	4	
13	29141-93J00	NUT	4	
14	29162-93J00	LOCK WASHER	4	
15	09420-04006	KEY	1	
16	56130-91L10-0EP	HOUSING, DRIVE SHAFT BEARING	1	
17	09265-17L01	.BEARING	1	
18	09289-17L01	.OIL SEAL	1	
19	09116-06227	BOLT (6X20)	2	
20	09280-50005	O RING (D:3.6, ID:43.2)	1	
21	17400-94412	KIT, WATER PUMP REPAIR	1	OPT
22	56130-96320-0EP	HOUSING, DRIVE SHAFT BEARING	1	OPT
23	17453-95D00	.DRAIN, WATER INLET	1	OPT
24	09265-17002	.BEARING (17X40X17.25)	1	OPT
25	09289-17004	.OIL SEAL (17X30X9)	1	OPT
26	09355-40805-600	.HOSE (4X8X600)	1	OPT
27	09367-04005	.JOINT	1	OPT



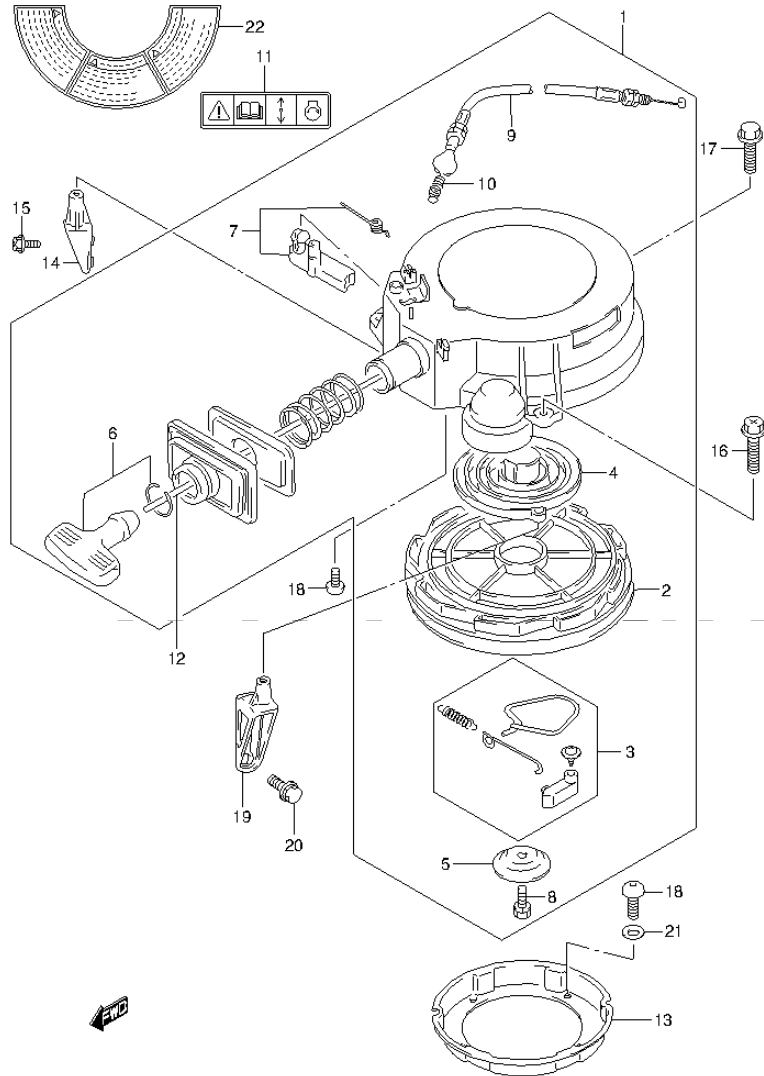
**FIG.25**



**FIG.25 (1-C-13) RECOIL STARTER (DT25K P36)**

REF NO.	PART NO.	DESCRIPTION	Q'TY	REMARKS
1	18100-91L00	STARTER ASSY, RECOIL	1	
2	18120-91L00	.REEL	1	
3	18130-91L00	.RATCHET SET	1	
4	18142-96300	.SPRING, SPIRAL	1	
5	18151-96310	.PLATE, FRICTION	1	
6	18210-93002	.GRIP ASSY	1	
7	18280-96320	.NSI SET	1	
8	18132-89L00	.SCREW	1	
9	18290-91L00	.CABLE, NSI	1	
10	18293-96310	.SPRING	1	
11	69711-93E10	LABEL, S.I.G.P	1	
12	99000-81159-50M	ROPE	1	OPT L:50000->1750
13	18411-91L00	CUP, STARTER	1	
14	18711-96303-0EP	BRACE, RECOIL STARTER STBD	1	
15	02162-06207	SCREW	2	BRACE STBD
16	01550-06207	BOLT	2	
17	01550-08257	BOLT	1	
18	09106-06098	BOLT (6X12)	4	
19	18721-91L10	BRACE, RECOIL STARTER PORT	1	W/MANUAL STARTER
20	01580-08257	BOLT	2	W/MANUAL STARTER BRACE PORT
21	09164-06015	WASHER	4	
22	61472-94J00	LABEL, RECOIL STARTER	1	

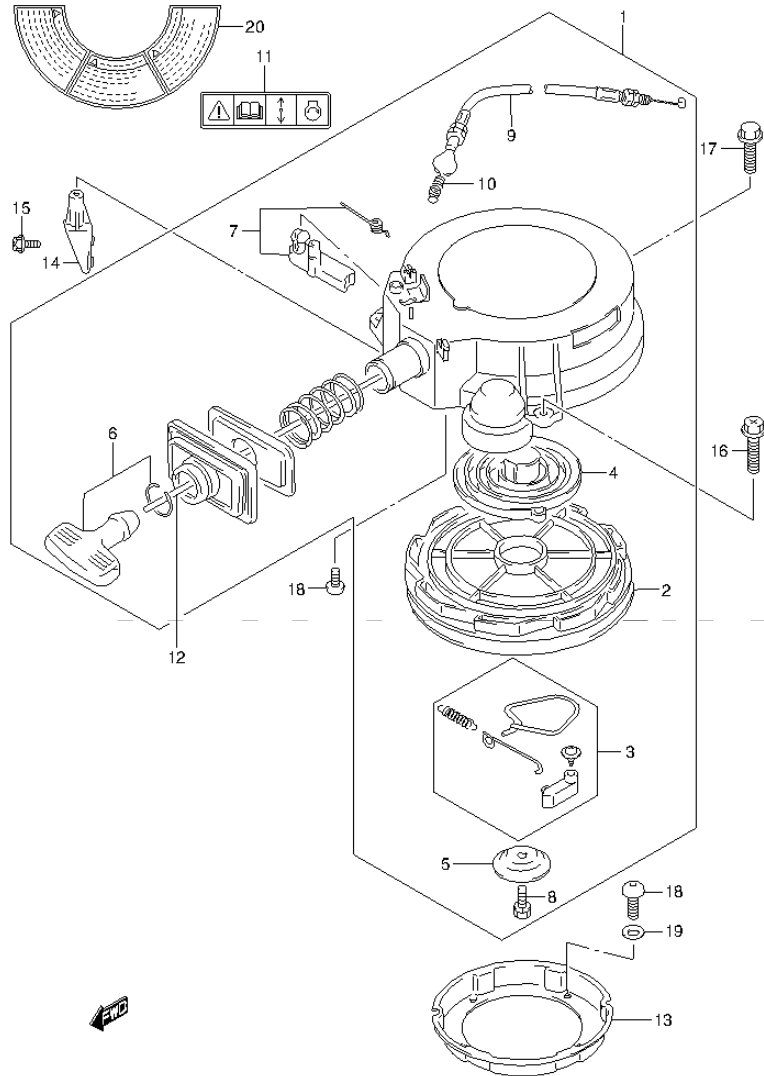
**FIG.26**



**FIG.26 (1-C-14) RECOIL STARTER (DT30 P40)**

REF NO.	PART NO.	DESCRIPTION	Q'TY	REMARKS
1	18100-91L00	STARTER ASSY, RECOIL	1	
2	18120-91L00	.REEL	1	
3	18130-91L00	.RATCHET SET	1	
4	18142-96300	.SPRING, SPIRAL	1	
5	18151-96310	.PLATE, FRICTION	1	
6	18210-93002	.GRIP ASSY	1	
7	18280-96320	.NSI SET	1	
8	18132-89L00	.SCREW	1	
9	18290-91L00	.CABLE, NSI	1	
10	18293-96310	.SPRING	1	
11	69711-93E10	LABEL, S.I.G.P	1	
12	99000-81159-50M	ROPE	1	OPT L:50000->1750
13	18411-91L00	CUP, STARTER	1	
14	18711-96303-0EP	BRACE, RECOIL STARTER STBD	1	
15	02162-06207	SCREW	2	BRACE STBD
16	01550-06207	BOLT	2	
17	01550-08257	BOLT	1	
18	09106-06098	BOLT (6X12)	4	
19	18721-91L10	BRACE, RECOIL STARTER PORT	1	W/MANUAL STARTER
20	01580-08257	BOLT	2	W/MANUAL STARTER BRACE PORT
21	09164-06015	WASHER	4	
22	61472-94J00	LABEL, RECOIL STARTER	1	

**FIG.27**

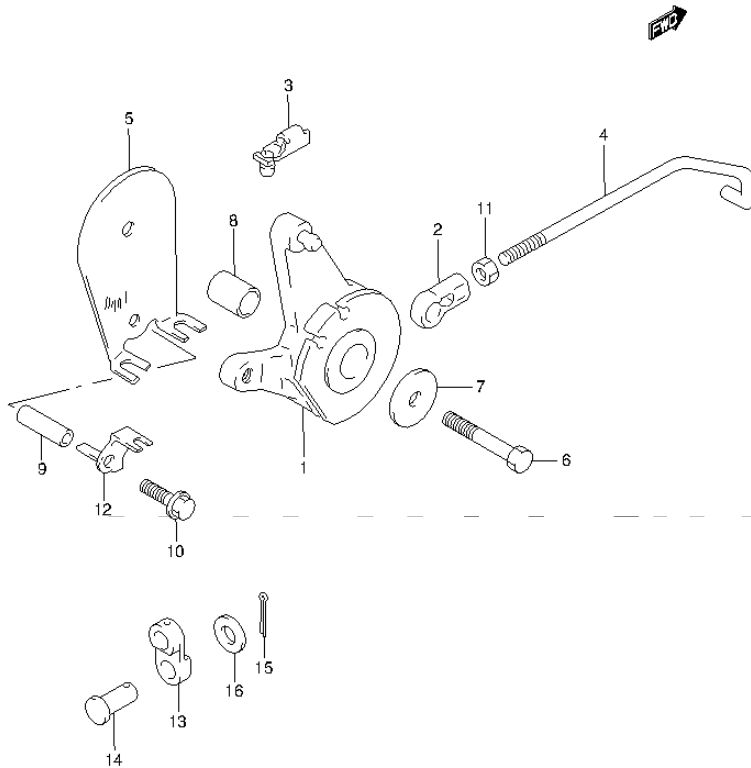


**FIG.27 (1-C-15) RECOIL STARTER (DT30R P40)**

REF NO.	PART NO.	DESCRIPTION	Q'TY	REMARKS
1	18100-91L00	STARTER ASSY, RECOIL	1	
2	18120-91L00	.REEL	1	
3	18130-91L00	.RATCHET SET	1	
4	18142-96300	.SPRING, SPIRAL	1	
5	18151-96310	.PLATE, FRICTION	1	
6	18210-93002	.GRIP ASSY	1	
7	18280-96320	.NSI SET	1	
8	18132-89L00	.SCREW	1	
9	18290-91L00	.CABLE, NSI	1	
10	18293-96310	.SPRING	1	
11	69711-93E10	LABEL, S.I.G.P	1	
12	99000-81159-50M	ROPE	1	OPT L:50000->1750
13	18411-91L00	CUP, STARTER	1	
14	18711-96303-OEP	BRACE, RECOIL STARTER STBD	1	
15	02162-06207	SCREW	2	BRACE STBD
16	01550-06207	BOLT	2	
17	01550-08257	BOLT	1	
18	09106-06098	BOLT (6X12)	4	
19	09164-06015	WASHER	4	
20	61472-94J00	LABEL, RECOIL STARTER	1	

FIG.28

FIG.28 (1-D-2) THROTTLE CONTROL (DT25K P36)



REF NO.	PART NO.	DESCRIPTION	Q'TY	REMARKS
1	19121-96301	LEVER, THROTTLE CONTROL	1	
2	19131-95502	CONNECTOR	1	
3	19132-96300	CONNECTOR, THROTTLE ROD	1	
4	19135-96350	ROD (TH LEVER TO CARB)	1	
5	19761-96351	STAY, THROTTLE CABLE	1	
6	09100-06175	BOLT (6X30)	1	
7	09160-06084	WASHER (6.5X18X1.6)	1	
8	09180-06105	SPACER (6.1X10X14)	1	
9	09180-06186	SPACER (6.2X12.6X21)	1	
10	01550-06357	BOLT	1	
11	09140-05005	NUT	1	
12	18642-96301	HOLDER, INTERLOCK CABLE	1	
13	18652-96300	CONNECTOR, INTERLOCK CABLE	1	
14	09200-05006	PIN (L:12)	1	
15	09204-01002	PIN	1	
16	09160-05029	WASHER (5.5X12X0.8)	1	

FIG.29

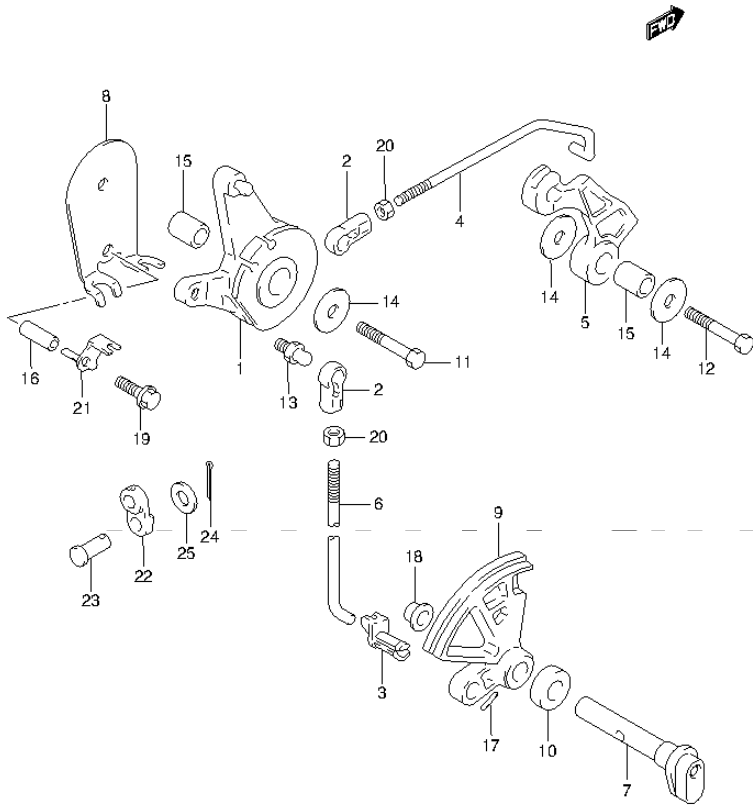


FIG.29 (1-D-3) THROTTLE CONTROL (DT30 P40)

REF NO.	PART NO.	DESCRIPTION	Q'TY	REMARKS
1	19121-96301	LEVER, THROTTLE CONTROL	1	
2	19131-95502	CONNECTOR	2	
3	19131-96300	RETAINER, ROD CONNECTOR	1	
4	19135-96301	ROD (TH LEVER TO TH CAM)	1	
5	19141-96301	CAM, THROTTLE	1	
6	19656-96300	ROD (LIMITER TO TH LEVER)	1	
7	19720-91L00	SHAFT, REMOCON THROTTLE	1	
8	19761-91L00	STAY, THROTTLE CABLE	1	
9	19811-96302	LIMITER, THROTTLE	1	
10	19859-94300	SPACER, NSI	1	
11	09100-06175	BOLT (6X30)	1	
12	09100-06175	BOLT (6X30)	1	
13	09119-05010	PIVOT	1	
14	09160-06084	WASHER (6.5X18X1.6)	3	
15	09180-06105	SPACER (6.1X10X14)	2	
16	09180-06186	SPACER (6.2X12.6X21)	1	
17	09205-04002	SPRING PIN (4X20)	1	
18	09306-10001	BUSH	1	
19	01550-06357	BOLT	1	
20	09140-05005	NUT	2	
21	18642-96301	HOLDER, INTERLOCK CABLE	1	
22	18652-96300	CONNECTOR, INTERLOCK CABLE	1	
23	09200-05006	PIN (L:12)	1	
24	09204-01002	PIN	1	
25	09160-05029	WASHER (5.5X12X0.8)	1	

FIG.30

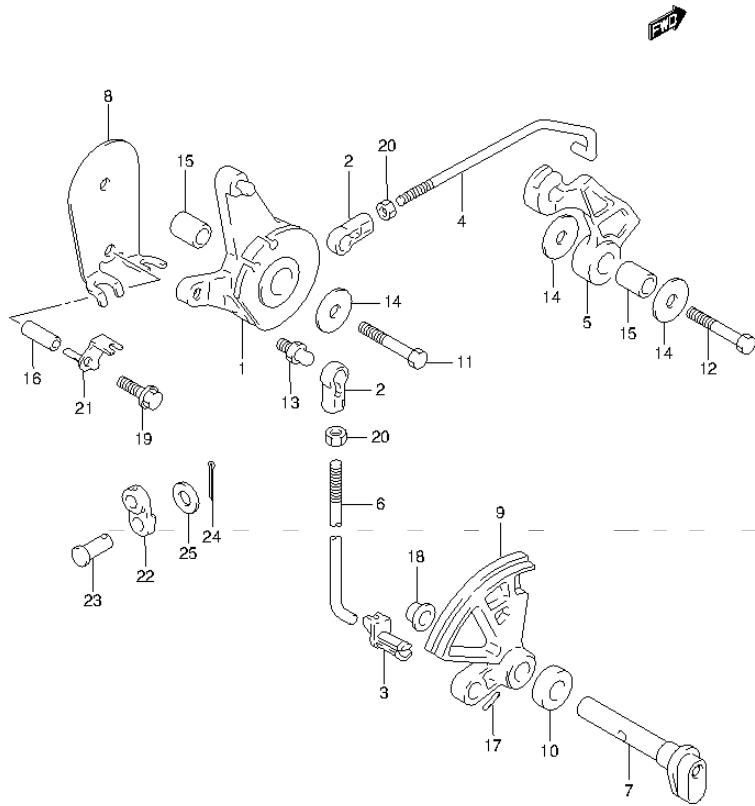
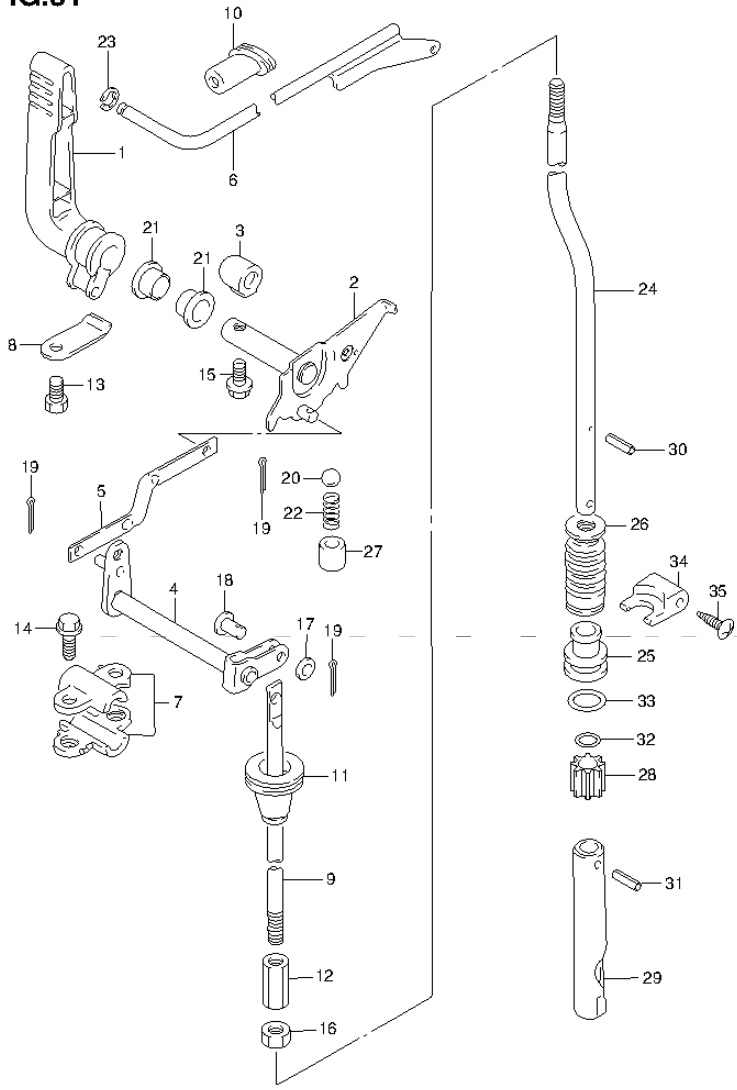


FIG.30 (1-D-4) THROTTLE CONTROL (DT30R P40)

REF NO.	PART NO.	DESCRIPTION	Q'TY	REMARKS
1	19121-96301	LEVER, THROTTLE CONTROL	1	
2	19131-95502	CONNECTOR	2	
3	19131-96300	RETAINER, ROD CONNECTOR	1	
4	19135-96301	ROD (TH LEVER TO TH CAM)	1	
5	19141-96301	CAM, THROTTLE	1	
6	19656-96300	ROD (LIMITER TO TH LEVER)	1	
7	19720-91L00	SHAFT, REMOCON THROTTLE	1	
8	19761-91L00	STAY, THROTTLE CABLE	1	
9	19811-96302	LIMITER, THROTTLE	1	
10	19859-94300	SPACER, NSI	1	
11	09100-06175	BOLT (6X30)	1	
12	09100-06175	BOLT (6X30)	1	
13	09119-05010	PIVOT	1	
14	09160-06084	WASHER (6.5X18X1.6)	3	
15	09180-06105	SPACER (6.1X10X14)	2	
16	09180-06186	SPACER (6.2X12.6X21)	1	
17	09205-04002	SPRING PIN (4X20)	1	
18	09306-10001	BUSH	1	
19	01550-06357	BOLT	1	
20	09140-05005	NUT	2	
21	18642-96301	HOLDER, INTERLOCK CABLE	1	
22	18652-96300	CONNECTOR, INTERLOCK CABLE	1	
23	09200-05006	PIN (L:12)	1	
24	09204-01002	PIN	1	
25	09160-05029	WASHER (5.5X12X0.8)	1	

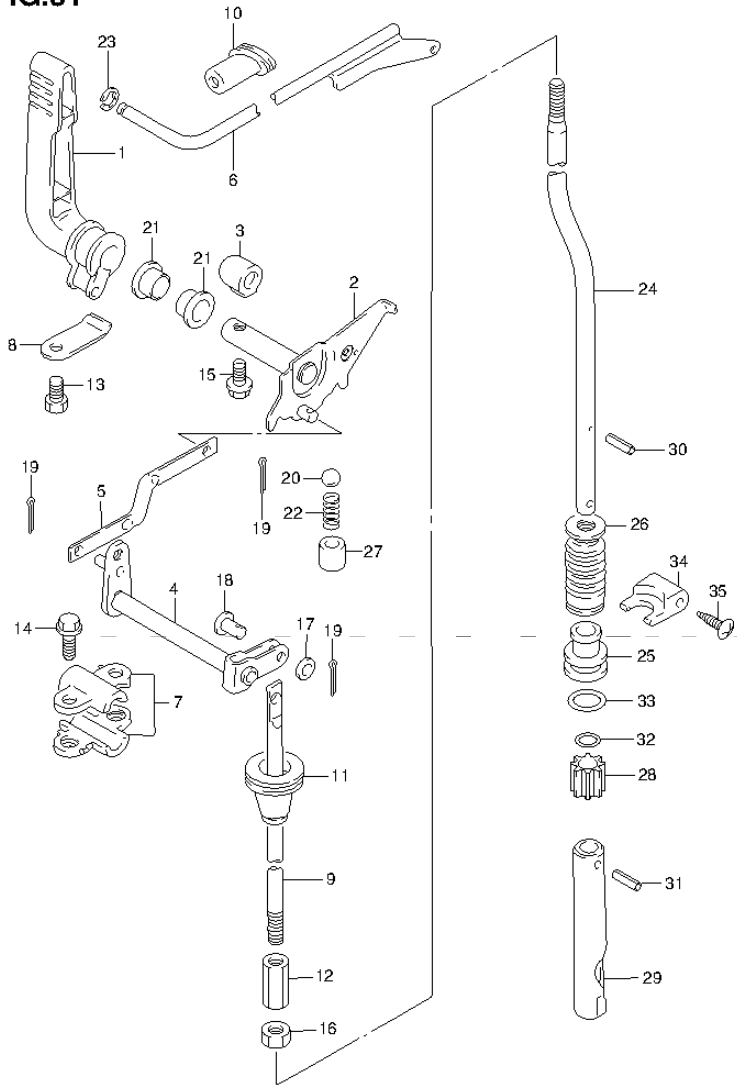
**FIG.31**



**FIG.31 (1-D-5) CLUTCH (DT25K P36)**

REF NO.	PART NO.	DESCRIPTION	Q'TY	REMARKS
1	21111-91L10	LEVER, CLUTCH	1	
2	21120-91L00	PLATE, CLUTCH NOTCH	1	
3	21142-96300	CAP, CLUTCH SHAFT	1	
4	21210-91L00	SHAFT, CLUTCH	1	
5	21241-91L00	ROD, CLUTCH ARM	1	
6	21242-91L00	ROD, CLUTCH LEVER	1	
7	21311-96300	HOLDER, CLUTCH SHIFT SHAFT	4	
8	21312-96300	HOLDER, CLUTCH LEVER	1	
9	23111-91L10	ROD, CLUTCH	1	
10	23131-93900	BOOT, CLUTCH LEVER ROD	1	
11	23131-94300	BOOT, CLUTCH ROD	1	
12	23311-95JL0	CONNECTOR, CLUTCH ROD	1	
13	09100-06174	BOLT (6X12)	1	
14	09116-06227	BOLT (6X20)	4	
15	09116-06225	BOLT (6X15)	1	
16	29141-93J00	NUT	1	
17	09160-05029	WASHER (5.5X12X0.8)	1	
18	09200-05006	PIN (L:12)	1	
19	09204-01002	PIN	3	
20	09260-10005	BALL	1	
21	09306-10001	BUSH	2	
22	09440-07021	SPRING	1	
23	09383-08004	E RING	1	
24	25111-91L11	ROD, SHIFT (L)	1	
25	25211-91L00	GUIDE, SHIFT ROD	1	
26	25222-96300	BOOT, SHIFT ROD GUIDE	1	
27	25231-96301	HOLDER, MAGNET	1	
28	25232-96302	MAGNET	1	
29	25311-96303	CAM, CLUTCH SHIFT	1	

**FIG.31**

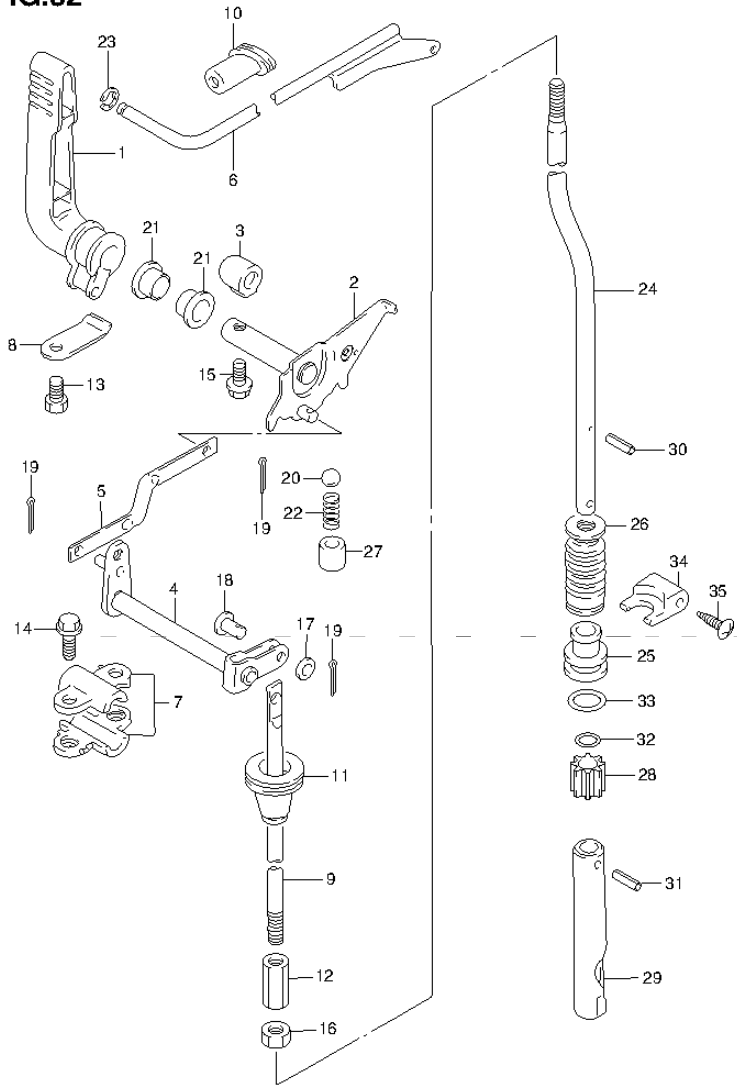


**FIG.31 (1-D-6) CLUTCH (DT25K P36)**

REF NO.	PART NO.	DESCRIPTION	Q'TY	REMARKS
30	09205-02004	SPRING PIN (2.5X12)	1	
31	09205-03021	SPRING PIN (3.5X12)	1	
32	09280-08005	O RING (D:1.7,ID:7.7)	1	
33	09280-13005	O RING (D:3.5,ID:12.8)	1	
34	25215-96301	STOPPER, SHIFT ROD GUIDE	1	
35	09139-04004	SCREW (4X12)	2	



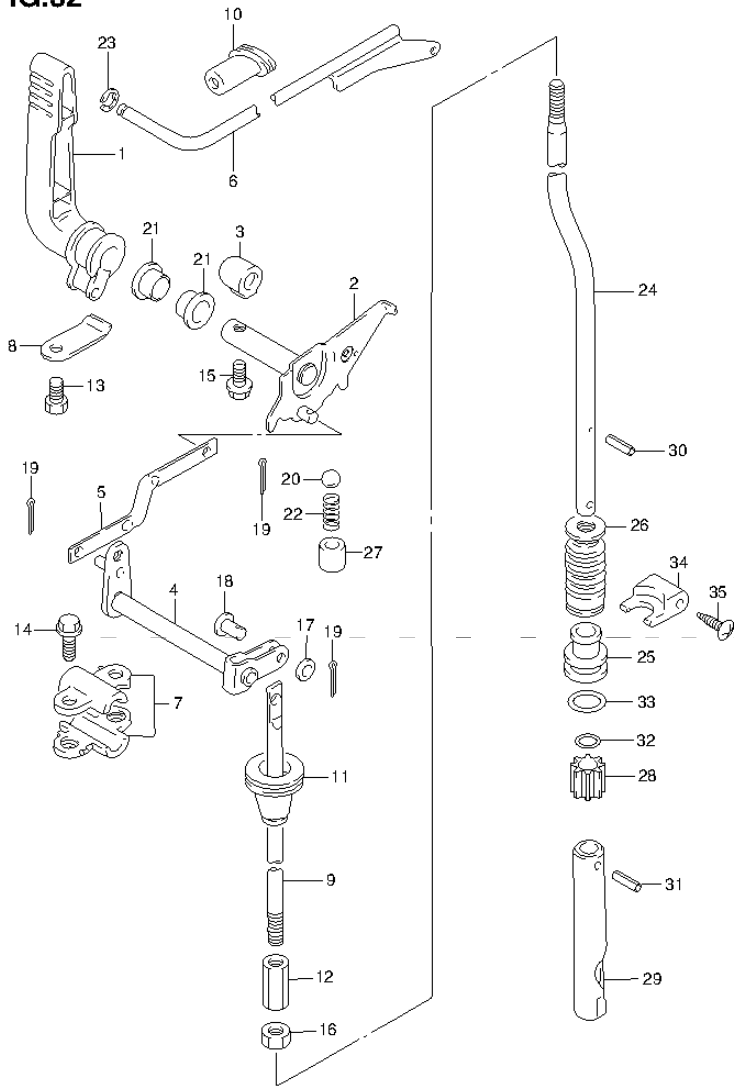
**FIG.32**



**FIG.32 (1-D-7) CLUTCH (DT30 P40)**

REF NO.	PART NO.	DESCRIPTION	Q'TY	REMARKS
1	21111-91L10	LEVER, CLUTCH	1	
2	21120-91L00	PLATE, CLUTCH NOTCH	1	
3	21142-96300	CAP, CLUTCH SHAFT	1	
4	21210-91L00	SHAFT, CLUTCH	1	
5	21241-91L00	ROD, CLUTCH ARM	1	
6	21242-91L00	ROD, CLUTCH LEVER	1	
7	21311-96300	HOLDER, CLUTCH SHIFT SHAFT	4	
8	21312-96300	HOLDER, CLUTCH LEVER	1	
9	23111-91L10	ROD, CLUTCH	1	
10	23131-93900	BOOT, CLUTCH LEVER ROD	1	
11	23131-94300	BOOT, CLUTCH ROD	1	
12	23311-95JL0	CONNECTOR, CLUTCH ROD	1	
13	09100-06174	BOLT (6X12)	1	
14	09116-06227	BOLT (6X20)	4	
15	09116-06225	BOLT (6X15)	1	
16	29141-93J00	NUT	1	
17	09160-05029	WASHER (5.5X12X0.8)	1	
18	09200-05006	PIN (L:12)	1	
19	09204-01002	PIN	3	
20	09260-10005	BALL	1	
21	09306-10001	BUSH	2	
22	09440-07021	SPRING	1	
23	09383-08004	E RING	1	
24-1	25111-91L01	ROD, SHIFT (S)	1	W/TRANSOM(S)
24-2	25111-91L11	ROD, SHIFT (L)	1	W/TRANSOM(L)
25	25211-91L00	GUIDE, SHIFT ROD	1	
26	25222-96300	BOOT, SHIFT ROD GUIDE	1	
27	25231-96301	HOLDER, MAGNET	1	
28	25232-96302	MAGNET	1	
29	25311-96303	CAM, CLUTCH SHIFT	1	

**FIG.32**



**FIG.32 (1-D-8) CLUTCH (DT30 P40)**

REF NO.	PART NO.	DESCRIPTION	Q'TY	REMARKS
30	09205-02004	SPRING PIN (2.5X12)	1	
31	09205-03021	SPRING PIN (3.5X12)	1	
32	09280-08005	O RING (D:1.7,ID:7.7)	1	
33	09280-13005	O RING (D:3.5,ID:12.8)	1	
34	25215-96301	STOPPER, SHIFT ROD GUIDE	1	
35	09139-04004	SCREW (4X12)	2	

FIG.33

FIG.33 (1-D-9) CLUTCH (DT30R P40)

REF NO.	PART NO.	DESCRIPTION	Q'TY	REMARKS
1	21120-91L00	PLATE, CLUTCH NOTCH	1	
2	21210-91L00	SHAFT, CLUTCH	1	
3	21241-91L00	ROD, CLUTCH ARM	1	
4	21311-96300	HOLDER, CLUTCH SHIFT SHAFT	4	
5	23111-91L10	ROD, CLUTCH	1	
6	23131-93900	BOOT, CLUTCH LEVER ROD	1	
7	23131-94300	BOOT, CLUTCH ROD	1	
8	23311-95JL0	CONNECTOR, CLUTCH ROD	1	
9	09116-06227	BOLT (6X20)	4	
10	29141-93J00	NUT	1	
11	09160-05029	WASHER (5.5X12X0.8)	1	
12	09200-05006	PIN (L:12)	1	
13	09204-01002	PIN	3	
14	09260-10005	BALL	1	
15	09306-10001	BUSH	2	
16	09440-07021	SPRING	1	
17-1	25111-91L01	ROD, SHIFT (S)	1	W/TRANSOM(S)
17-2	25111-91L11	ROD, SHIFT (L)	1	W/TRANSOM(L)
18	25211-91L00	GUIDE, SHIFT ROD	1	
19	25222-96300	BOOT, SHIFT ROD GUIDE	1	
20	25231-96301	HOLDER, MAGNET	1	
21	25232-96302	MAGNET	1	
22	25311-96303	CAM, CLUTCH SHIFT	1	
23	09205-02004	SPRING PIN (2.5X12)	1	
24	09205-03021	SPRING PIN (3.5X12)	1	
25	09280-08005	O RING (D:1.7,ID:7.7)	1	
26	09280-13005	O RING (D:3.5,ID:12.8)	1	
27	25215-96301	STOPPER, SHIFT ROD GUIDE	1	
28	09139-04004	SCREW (4X12)	2	
29	21111-96303-0EP	LEVER, CLUTCH	1	
30	09160-05024	WASHER (5.5X16X1.5)	1	
31	09116-06227	BOLT (6X20)	1	
32	09250-06012	PLUG (OD:10)	1	

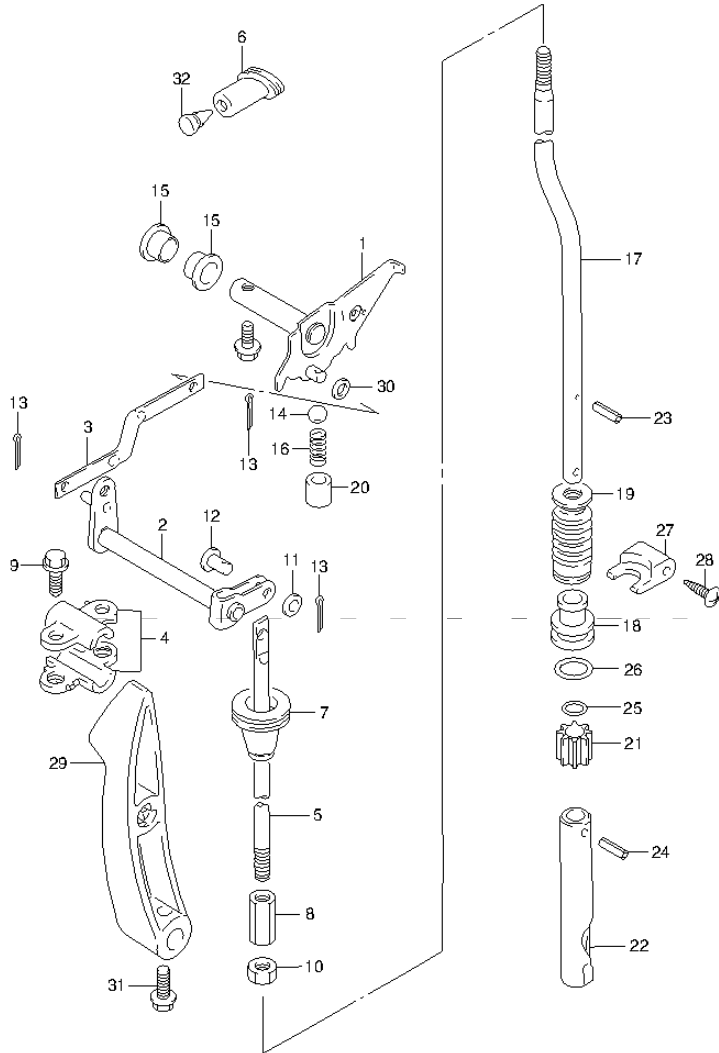


FIG.34

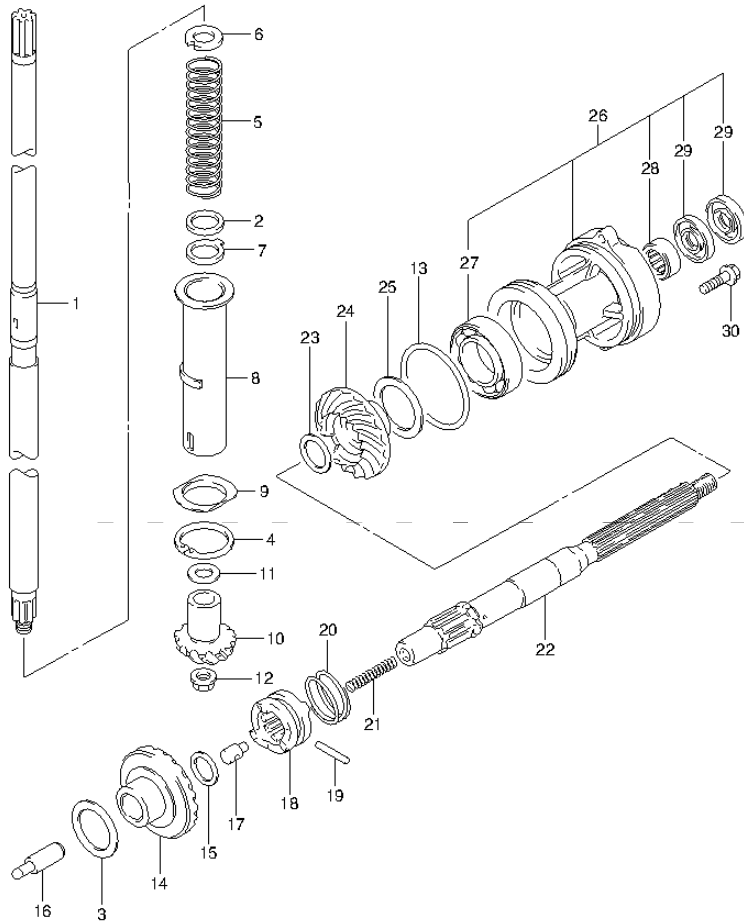


FIG.34 (1-D-10) TRANSMISSION (DT25K P36)

REF NO.	PART NO.	DESCRIPTION	Q'TY	REMARKS
1	57110-91L00	SHAFT, DRIVE (L)	1	
2	08211-20253	THRUST WASHER	1	
3-1	09181-25190	WASHER (T:0.8)	1	
3-2	09181-25248	WASHER (T:0.9)	1	
3-3	09181-25251	WASHER (T:1.0)	1	
3-4	09160-25032	WASHER (T:1.1)	1	
3-5	09160-25033	WASHER (T:1.2)	1	
3-6	09160-25034	WASHER (T:1.3)	1	
3-7	09160-25035	WASHER (T:1.4)	1	
3-8	09181-25268	WASHER (T:1.5)	1	
4	08331-41406	CIRCLIP	1	
5	09440-25002	SPRING	1	
6	09166-17005	WASHER	1	
7	09167-20021	LOCK WASHER	1	
8	57133-96302	SPACER, PRELOAD SPRING	1	
9	57134-96301	BARRIER	1	
10	57311-91L00	PINION (NT:11)	1	
11-1	09160-15030	WASHER (T:1.7)	1	
11-2	09160-15031	WASHER (T:1.8)	1	
11-3	09160-15032	WASHER (T:1.9)	1	
11-4	09160-15053	WASHER (T:2.3)	1	
11-5	09160-15054	WASHER (T:2.4)	1	
11-6	08211-15203	WASHER (T:2.0)	1	
11-7	09160-15033	WASHER (T:2.1)	1	
11-8	08211-15204	WASHER (T:2.2)	1	
12	09159-08046	NUT	1	
13	09280-75002	O RING (D:3.5,ID:68.6)	1	
14	57510-91L00	GEAR, FORWARD (NT:23)	1	
15	09181-16008	SHIM (16X24X2)	1	
16	57631-96301	ROD, PUSH	1	
17	09209-08016	PIN	1	

FIG.34

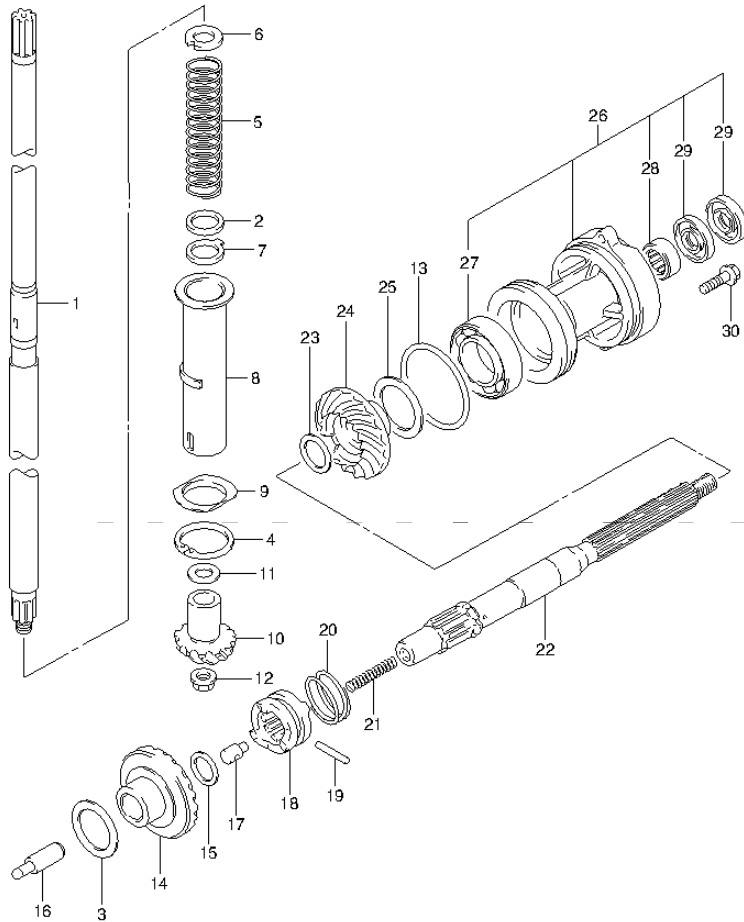


FIG.34 (1-D-11) TRANSMISSION (DT25K P36)

REF NO.	PART NO.	DESCRIPTION	Q'TY	REMARKS
18	57621-91L00	SHIFTER, CLUTCH DOG	1	
19	09202-05021	PIN (5X34)	1	
20	09440-35004	SPRING	1	
21	09440-07041	SPRING	1	
22	57610-96311	SHAFT, PROPELLER	1	
23-1	09160-20068	WASHER (T:1.6)	1	
23-2	09160-20069	WASHER (T:1.8)	1	
23-3	09160-20070	WASHER (T:2.0)	1	
23-4	09160-20071	WASHER (T:2.2)	1	
23-5	09160-20072	WASHER (T:2.4)	1	
23-6	09160-20073	WASHER (T:2.6)	1	
24	57521-91L00	GEAR, REVERSE (NT:23)	1	
25-1	08221-30404	SHIM (T:2.0)	2	
25-2	09181-30158	SHIM (T:0.5)	1	
25-3	09181-30162	SHIM (T:0.8)	1	
26	56120-91L10-0EP	HOUSING, PROPELLER SHAFT BRG	1	
27	08113-60060	.BEARING	1	
28	09263-20L02	.BEARING (20X26X20)	1	
29	09289-20L01	.OIL SEAL	2	
30	09116-06229	BOLT (6X25)	2	

FIG.35

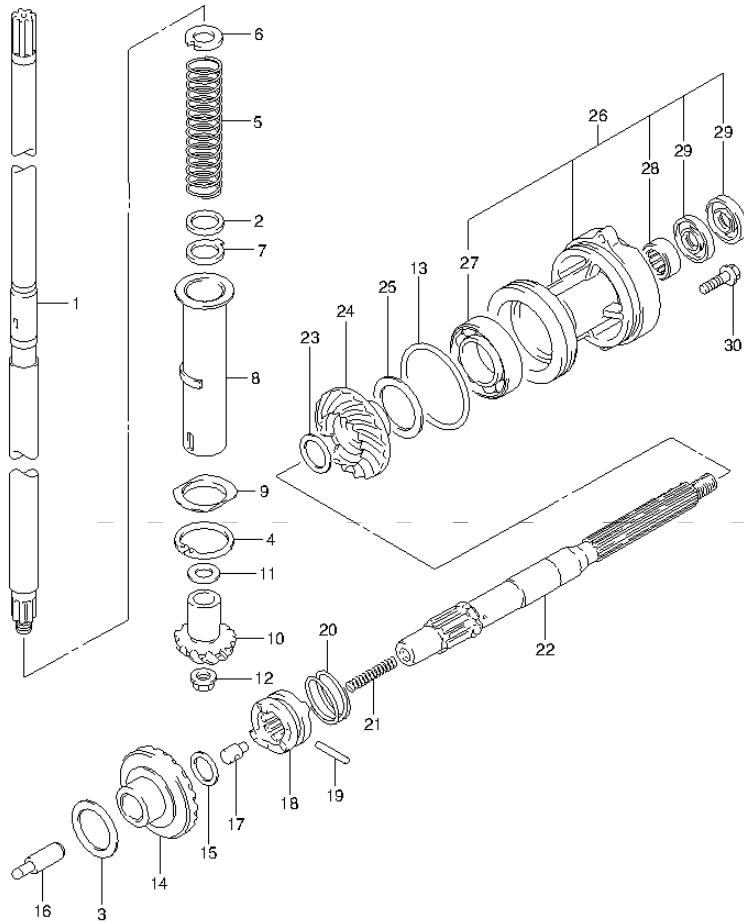


FIG.35 (1-D-12) TRANSMISSION (DT30 P40)

REF NO.	PART NO.	DESCRIPTION	Q'TY	REMARKS
1-1	57110-91L10	SHAFT, DRIVE (S)	1	W/TRANSOM(S)
1-2	57110-91L00	SHAFT, DRIVE (L)	1	W/TRANSOM(L)
2	08211-20253	THRUST WASHER	1	
3-1	09181-25190	WASHER (T:0.8)	1	
3-2	09181-25248	WASHER (T:0.9)	1	
3-3	09181-25251	WASHER (T:1.0)	1	
3-4	09160-25032	WASHER (T:1.1)	1	
3-5	09160-25033	WASHER (T:1.2)	1	
3-6	09160-25034	WASHER (T:1.3)	1	
3-7	09160-25035	WASHER (T:1.4)	1	
3-8	09181-25268	WASHER (T:1.5)	1	
4	08331-41406	CIRCLIP	1	
5	09440-25002	SPRING	1	
6	09166-17005	WASHER	1	
7	09167-20021	LOCK WASHER	1	
8	57133-96302	SPACER, PRELOAD SPRING	1	
9	57134-96301	BARRIER	1	
10	57311-91L00	PINION (NT:11)	1	
11-1	09160-15030	WASHER (T:1.7)	1	
11-2	09160-15031	WASHER (T:1.8)	1	
11-3	09160-15032	WASHER (T:1.9)	1	
11-4	09160-15053	WASHER (T:2.3)	1	
11-5	09160-15054	WASHER (T:2.4)	1	
11-6	08211-15203	WASHER (T:2.0)	1	
11-7	09160-15033	WASHER (T:2.1)	1	
11-8	08211-15204	WASHER (T:2.2)	1	
12	09159-08046	NUT	1	
13	09280-75002	O RING (D:3.5,ID:68.6)	1	
14	57510-91L00	GEAR, FORWARD (NT:23)	1	
15	09181-16008	SHIM (16X24X2)	1	
16	57631-96301	ROD, PUSH	1	
17	09209-08016	PIN	1	

FIG.35

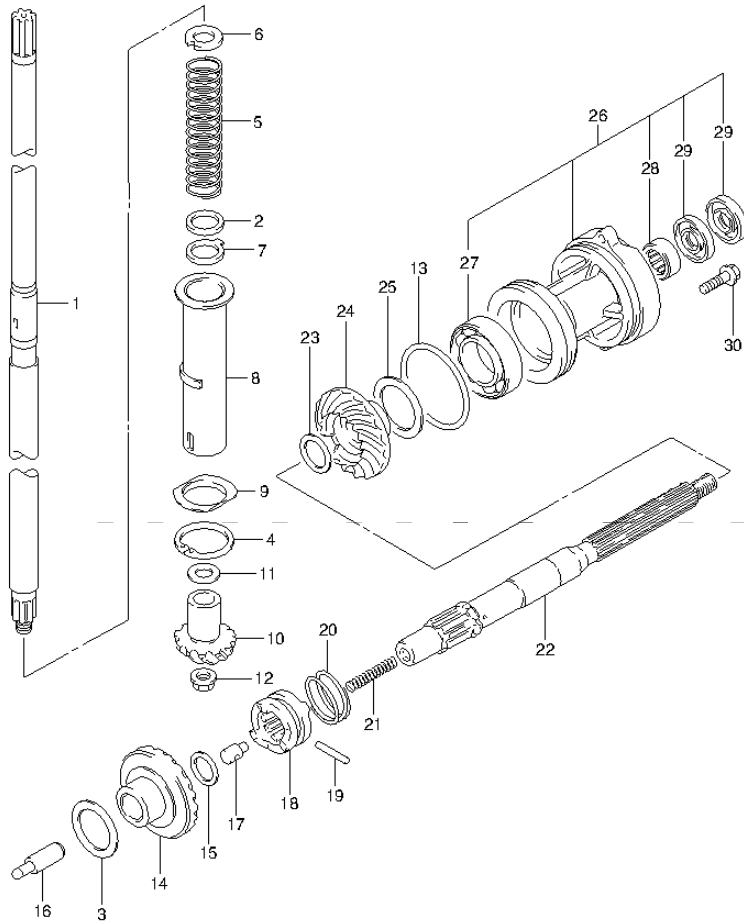


FIG.35 (1-D-13) TRANSMISSION (DT30 P40)

REF NO.	PART NO.	DESCRIPTION	Q'TY	REMARKS
18	57621-91L00	SHIFTER, CLUTCH DOG	1	
19	09202-05021	PIN (5X34)	1	
20	09440-35004	SPRING	1	
21	09440-07041	SPRING	1	
22	57610-96311	SHAFT, PROPELLER	1	
23-1	09160-20068	WASHER (T:1.6)	1	
23-2	09160-20069	WASHER (T:1.8)	1	
23-3	09160-20070	WASHER (T:2.0)	1	
23-4	09160-20071	WASHER (T:2.2)	1	
23-5	09160-20072	WASHER (T:2.4)	1	
23-6	09160-20073	WASHER (T:2.6)	1	
24	57521-91L00	GEAR, REVERSE (NT:23)	1	
25-1	08221-30404	SHIM (T:2.0)	2	
25-2	09181-30158	SHIM (T:0.5)	1	
25-3	09181-30162	SHIM (T:0.8)	1	
26	56120-91L10-0EP	HOUSING, PROPELLER SHAFT BRG	1	
27	08113-60060	.BEARING	1	
28	09263-20L02	.BEARING (20X26X20)	1	
29	09289-20L01	.OIL SEAL	2	
30	09116-06229	BOLT (6X25)	2	

FIG.36

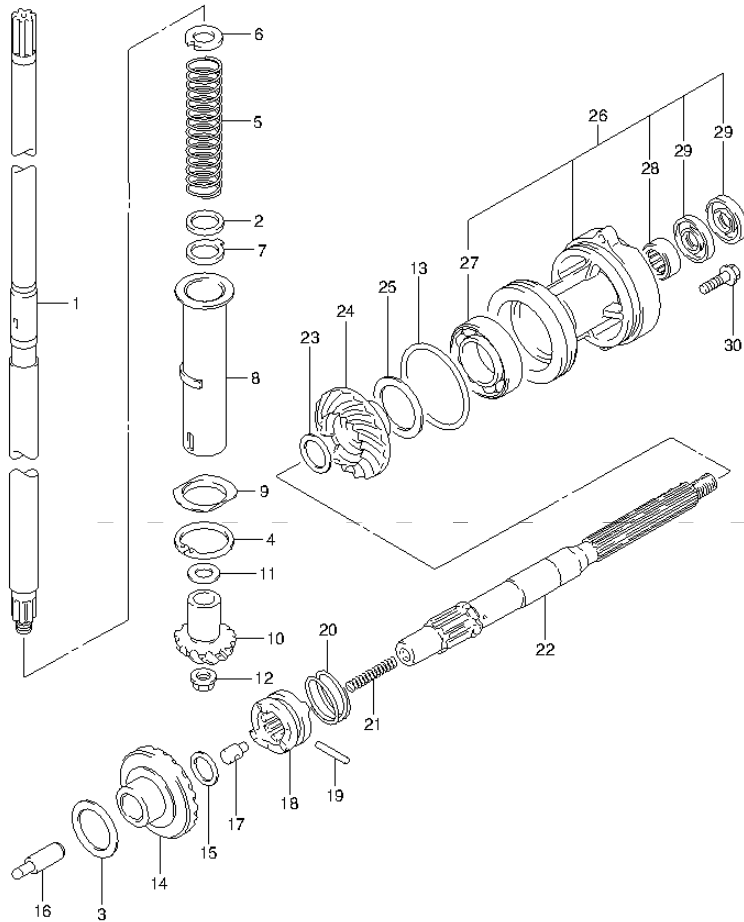


FIG.36 (1-D-14) TRANSMISSION (DT30R P40)

REF NO.	PART NO.	DESCRIPTION	Q'TY	REMARKS
1-1	57110-91L10	SHAFT, DRIVE (S)	1	W/TRANSOM(S)
1-2	57110-91L00	SHAFT, DRIVE (L)	1	W/TRANSOM(L)
2	08211-20253	THRUST WASHER	1	
3-1	09181-25190	WASHER (T:0.8)	1	
3-2	09181-25248	WASHER (T:0.9)	1	
3-3	09181-25251	WASHER (T:1.0)	1	
3-4	09160-25032	WASHER (T:1.1)	1	
3-5	09160-25033	WASHER (T:1.2)	1	
3-6	09160-25034	WASHER (T:1.3)	1	
3-7	09160-25035	WASHER (T:1.4)	1	
3-8	09181-25268	WASHER (T:1.5)	1	
4	08331-41406	CIRCLIP	1	
5	09440-25002	SPRING	1	
6	09166-17005	WASHER	1	
7	09167-20021	LOCK WASHER	1	
8	57133-96302	SPACER, PRELOAD SPRING	1	
9	57134-96301	BARRIER	1	
10	57311-91L00	PINION (NT:11)	1	
11-1	09160-15030	WASHER (T:1.7)	1	
11-2	09160-15031	WASHER (T:1.8)	1	
11-3	09160-15032	WASHER (T:1.9)	1	
11-4	09160-15053	WASHER (T:2.3)	1	
11-5	09160-15054	WASHER (T:2.4)	1	
11-6	08211-15203	WASHER (T:2.0)	1	
11-7	09160-15033	WASHER (T:2.1)	1	
11-8	08211-15204	WASHER (T:2.2)	1	
12	09159-08046	NUT	1	
13	09280-75002	O RING (D:3.5,ID:68.6)	1	
14	57510-91L00	GEAR, FORWARD (NT:23)	1	
15	09181-16008	SHIM (16X24X2)	1	
16	57631-96301	ROD, PUSH	1	
17	09209-08016	PIN	1	



FIG.36

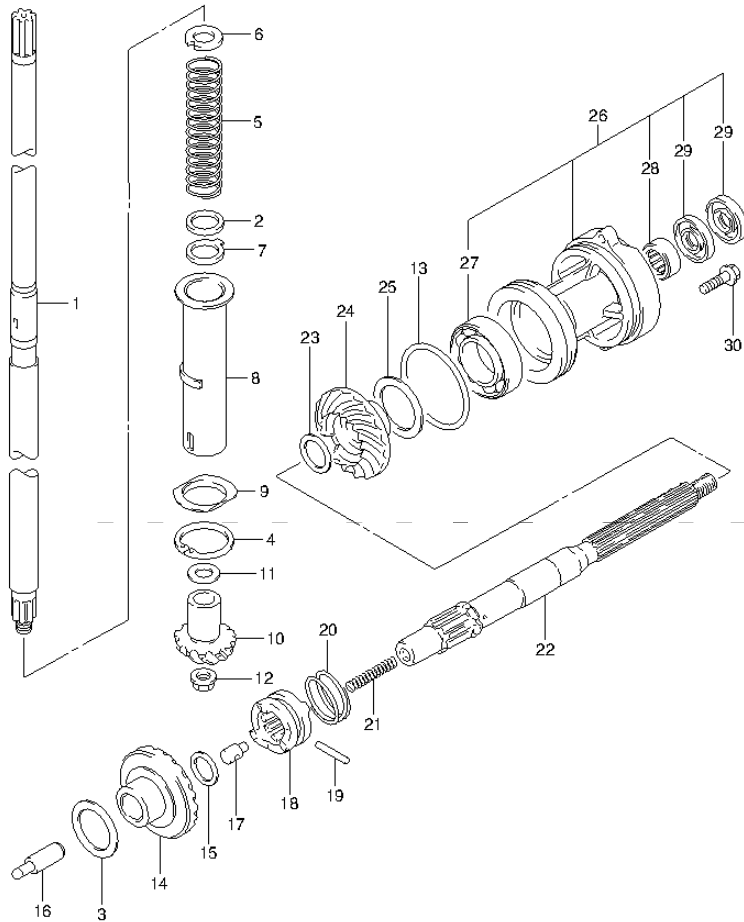
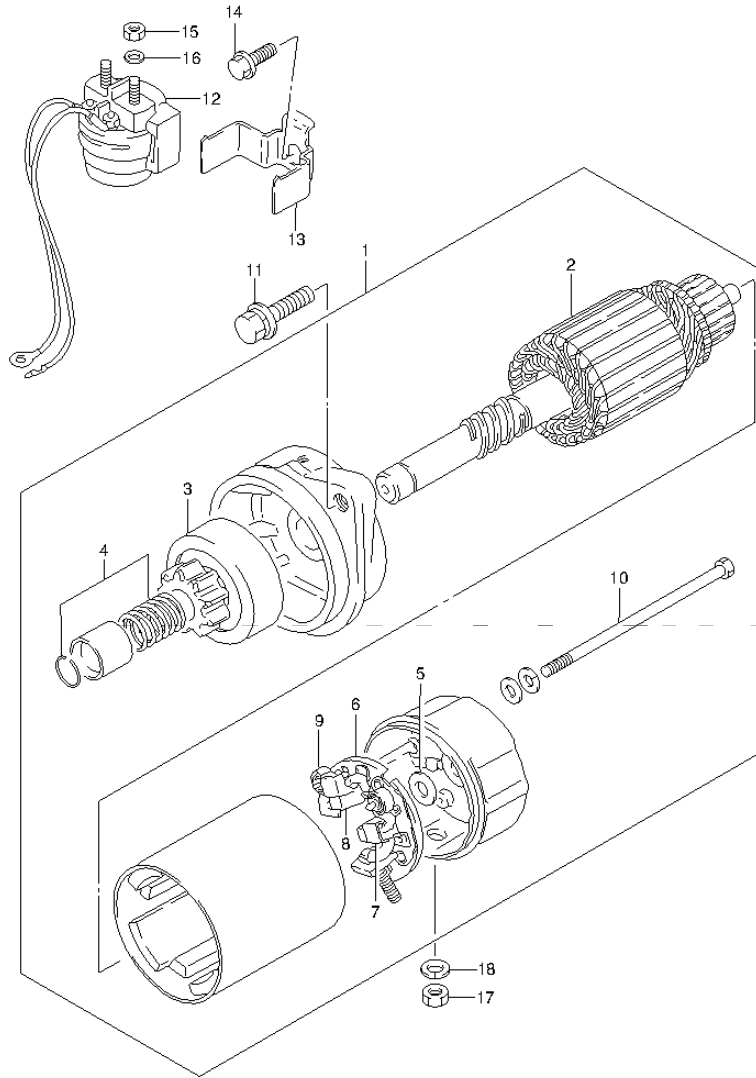


FIG.36 (1-D-15) TRANSMISSION (DT30R P40)

REF NO.	PART NO.	DESCRIPTION	Q'TY	REMARKS
18	57621-91L00	SHIFTER, CLUTCH DOG	1	
19	09202-05021	PIN (5X34)	1	
20	09440-35004	SPRING	1	
21	09440-07041	SPRING	1	
22	57610-96311	SHAFT, PROPELLER	1	
23-1	09160-20068	WASHER (T:1.6)	1	
23-2	09160-20069	WASHER (T:1.8)	1	
23-3	09160-20070	WASHER (T:2.0)	1	
23-4	09160-20071	WASHER (T:2.2)	1	
23-5	09160-20072	WASHER (T:2.4)	1	
23-6	09160-20073	WASHER (T:2.6)	1	
24	57521-91L00	GEAR, REVERSE (NT:23)	1	
25-1	08221-30404	SHIM (T:2.0)	2	
25-2	09181-30158	SHIM (T:0.5)	1	
25-3	09181-30162	SHIM (T:0.8)	1	
26	56120-91L10-0EP	HOUSING, PROPELLER SHAFT BRG	1	
27	08113-60060	.BEARING	1	
28	09263-20L02	.BEARING (20X26X20)	1	
29	09289-20L01	.OIL SEAL	2	
30	09116-06229	BOLT (6X25)	2	

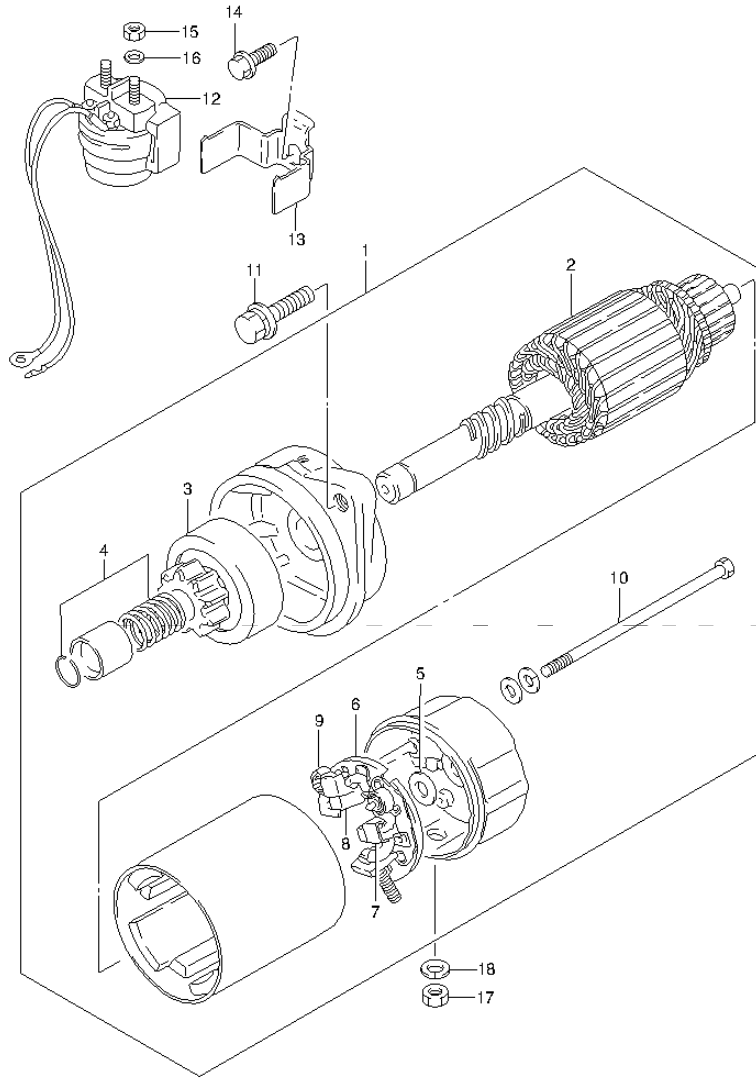
**FIG.37**



**FIG.37 (1-E-2) STARTING MOTOR (DT30 P40)**

REF NO.	PART NO.	DESCRIPTION	Q'TY	REMARKS
1	31100-94401	MOTOR ASSY, STARTING	1	
2	31310-96300	.ARMATURE	1	
3	31320-94400	.PISTON ASSY	1	
4	31312-96300	.STOPPER SET, PINION	1	
5	31360-96300	.WASHER	1	
6	31173-89J00	.HOLDER ASSY, BRUSH	1	
7	31131-96300	..BRUSH (+)	1	
8	31132-96300	..BRUSH (-)	1	
9	31135-89J00	..SPRING, BRUSH	2	
10	31281-93340	.BOLT	2	
11	01580-08257	BOLT	2	
12	31800-94401	RELAY ASSY, STARTING MOTOR	1	
13	31805-96350	BRACKET, STARTING MOTOR	1	
14	01550-06167	BOLT	1	
15	08310-00067	NUT	2	
16	08321-01067	WASHER	2	
17	08310-00067	NUT	1	
18	08321-01067	WASHER	1	

**FIG.38**



**FIG.38 (1-E-3) STARTING MOTOR (DT30R P40)**

REF NO.	PART NO.	DESCRIPTION	Q'TY	REMARKS
1	31100-94401	MOTOR ASSY, STARTING	1	
2	31310-96300	.ARMATURE	1	
3	31320-94400	.PISTON ASSY	1	
4	31312-96300	.STOPPER SET, PINION	1	
5	31360-96300	.WASHER	1	
6	31173-89J00	.HOLDER ASSY, BRUSH	1	
7	31131-96300	..BRUSH (+)	1	
8	31132-96300	..BRUSH (-)	1	
9	31135-89J00	..SPRING, BRUSH	2	
10	31281-93340	.BOLT	2	
11	01580-08257	BOLT	2	
12	31800-94401	RELAY ASSY, STARTING MOTOR	1	
13	31805-96350	BRACKET, STARTING MOTOR	1	
14	01550-06167	BOLT	1	
15	08310-00067	NUT	2	
16	08321-01067	WASHER	2	
17	08310-00067	NUT	1	
18	08321-01067	WASHER	1	

FIG.39

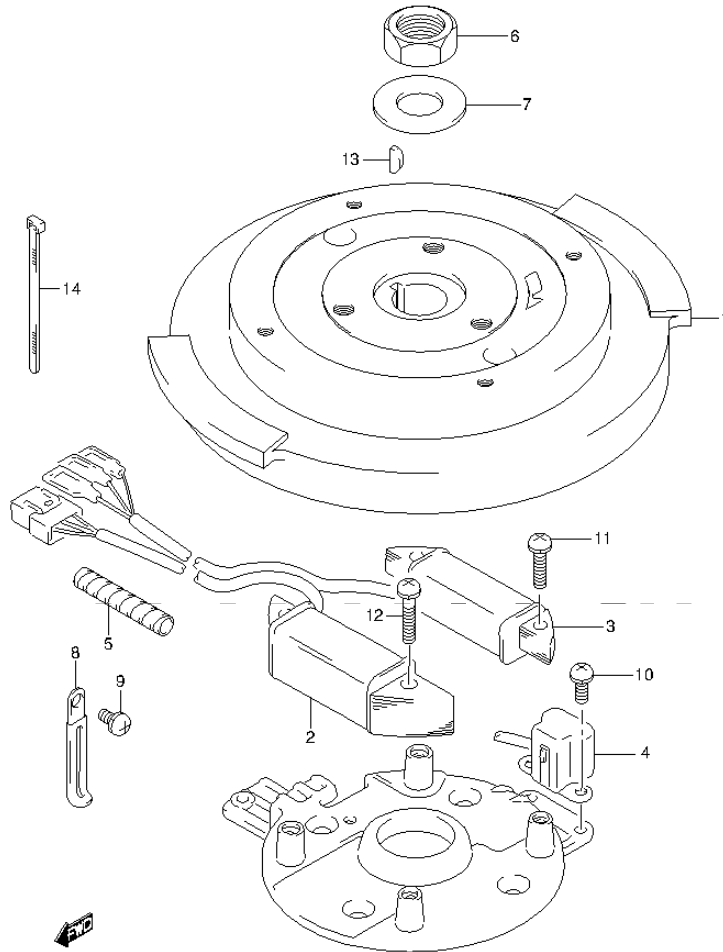
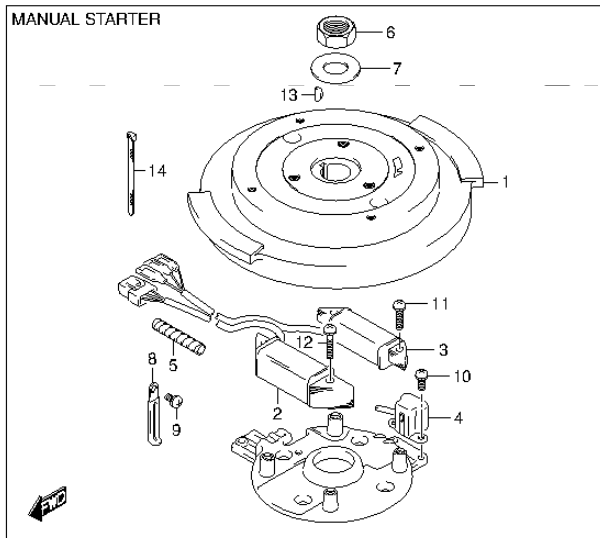
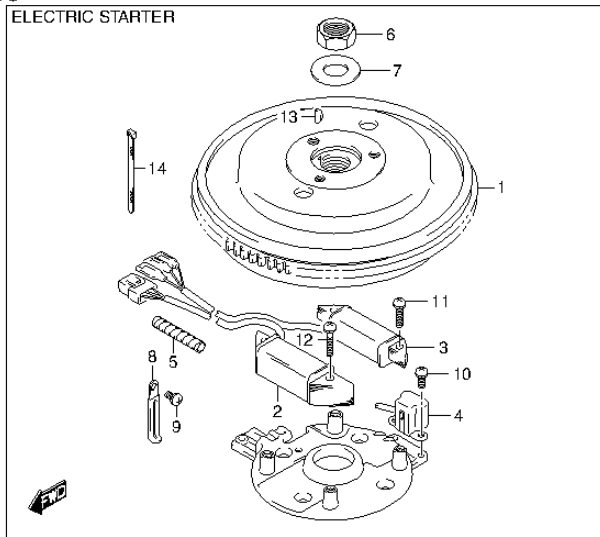


FIG.39 (1-E-4) MAGNETO (DT25K P36)

REF NO.	PART NO.	DESCRIPTION	Q'TY	REMARKS
1	32102-91L20	FLYWHEEL	1	
2	32120-91L10	COIL, LIGHTING	1	
3	32140-91L00	COIL, PRIMARY	1	
4	32150-91L00	COIL, IGNITION TIMING	1	
5	33833-91J00	TUBE	1	L:250->50
6	09140-18014	NUT	1	
7	09160-18042	WASHER (18X35X4)	1	
8	29404-93J10	CLAMP	2	
9	02112-35087	SCREW	1	
10	02112-35127	SCREW	2	
11	02112-35207	SCREW	2	
12	02112-35257	SCREW	2	
13	09420-04008	KEY	1	
14	09407-14407	CLAMP (L:145)	1	

**FIG.40**



**FIG.40 (1-E-5) MAGNETO (DT30 P40)**

REF NO.	PART NO.	DESCRIPTION	Q'TY	REMARKS
1-1	32102-91L00	FLYWHEEL	1	W/ELECTRIC STARTER
1-2	32102-91L10	FLYWHEEL	1	W/MANUAL STARTER
2-1	32120-91L00	COIL, LIGHTING	1	W/ELECTRIC STARTER
2-2	32120-91L10	COIL, LIGHTING	1	W/MANUAL STARTER
3	32140-91L00	COIL, PRIMARY	1	
4	32150-91L00	COIL, IGNITION TIMING	1	
5	33833-91J00	TUBE	1	L:250->50
6	09140-18014	NUT	1	
7	09160-18042	WASHER (18X35X4)	1	
8	29404-93J10	CLAMP	2	
9	02112-35087	SCREW	1	
10	02112-35127	SCREW	2	
11	02112-35207	SCREW	2	
12	02112-35257	SCREW	2	
13	09420-04008	KEY	1	
14	09407-14407	CLAMP (L:145)	1	

FIG.41

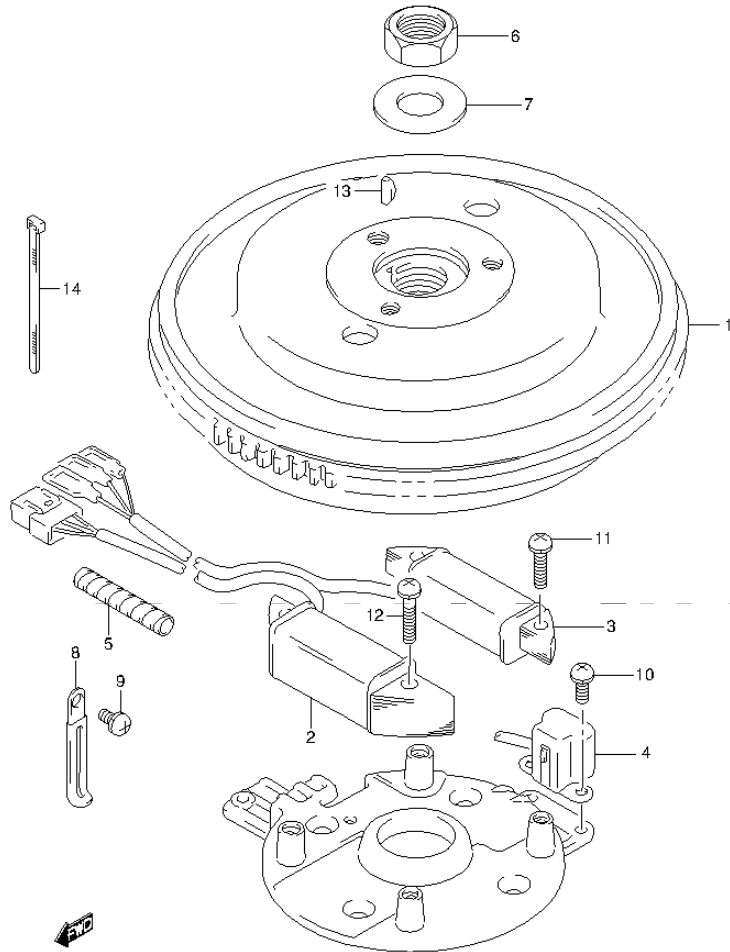
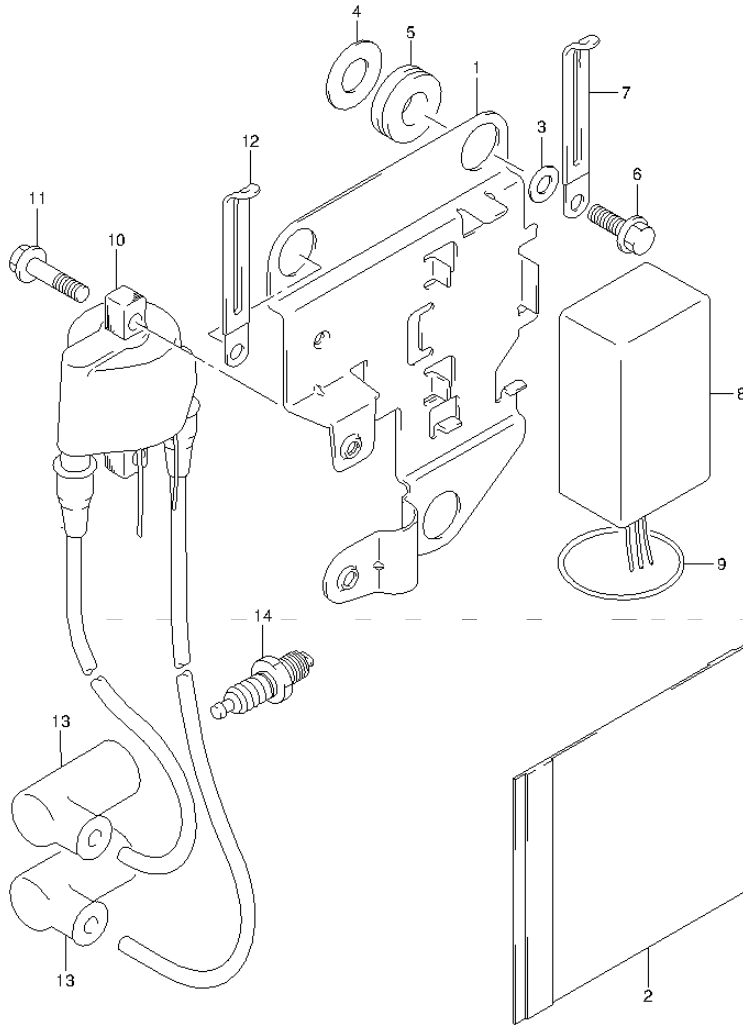


FIG.41 (1-E-6) MAGNETO (DT30R P40)

REF NO.	PART NO.	DESCRIPTION	Q'TY	REMARKS
1	32102-91L00	FLYWHEEL	1	
2	32120-91L00	COIL, LIGHTING	1	
3	32140-91L00	COIL, PRIMARY	1	
4	32150-91L00	COIL, IGNITION TIMING	1	
5	33833-91J00	TUBE	1	L:250->50
6	09140-18014	NUT	1	
7	09160-18042	WASHER (18X35X4)	1	
8	29404-93J10	CLAMP	2	
9	02112-35087	SCREW	1	
10	02112-35127	SCREW	2	
11	02112-35207	SCREW	2	
12	02112-35257	SCREW	2	
13	09420-04008	KEY	1	
14	09407-14407	CLAMP (L:145)	1	

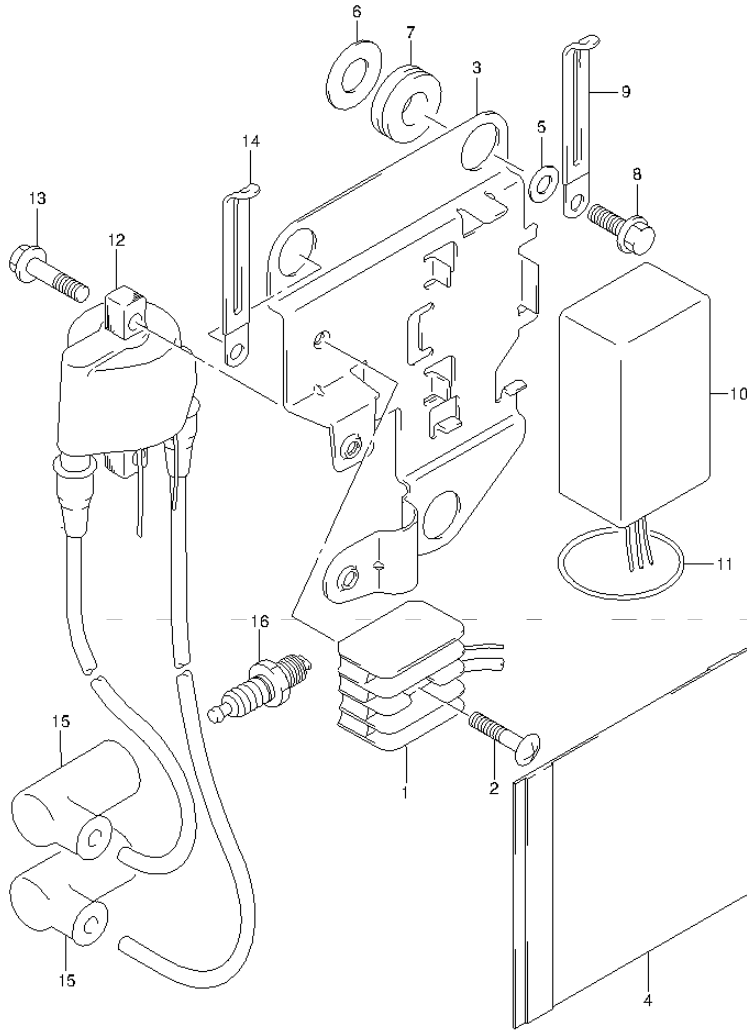
**FIG.42**



**FIG.42 (1-E-7) IGNITION (DT25K P36)**

REF NO.	PART NO.	DESCRIPTION	Q'TY	REMARKS
1	32890-91L00	HOLDER, ELECTRIC PARTS	1	
2	32916-92L00	COVER, CONNECTOR	1	
3	09160-06054	WASHER (6.5X22X1.6)	3	
4	09160-12007	WASHER (12.5X26X1.6)	3	
5	09320-12011	CUSHION	3	
6	01550-06127	BOLT	3	
7	29404-93J10	CLAMP	1	
8	32900-91L10	UNIT, CDI	1	
9	09280-76005	O RING (D:3.5,ID;76)	1	
10	33410-91L10	COIL ASSY, IGNITION	1	
11	02162-06167	SCREW	2	
12	29404-93J10	CLAMP, IGN COIL LEAD	1	
13	33510-95520	CAP, SPARK PLUG	2	
14	09482-00532	SPARK PLUG (NGK, B7HS-10)	2	

**FIG.43**



**FIG.43 (1-E-8) IGNITION (DT30 P40)**

REF NO.	PART NO.	DESCRIPTION	Q'TY	REMARKS
1	32800-95D01	RECTIFIER ASSY	1	W/ELECTRIC STARTER
2	02142-05257	SCREW	1	W/ELECTRIC STARTER
3	32890-91L00	HOLDER, ELECTRIC PARTS	1	
4	32916-92L00	COVER, CONNECTOR	1	
5	09160-06054	WASHER (6.5X22X1.6)	3	
6	09160-12007	WASHER (12.5X26X1.6)	3	
7	09320-12011	CUSHION	3	
8	01550-06127	BOLT	3	
9	29404-93J10	CLAMP	1	
10	32900-91L00	UNIT, CDI	1	
11	09280-76005	O RING (D:3.5,ID:76)	1	
12	33410-91L00	COIL ASSY, IGNITION	1	
13	02162-06167	SCREW	2	
14	29404-93J10	CLAMP, IGN COIL LEAD	1	
15	33510-90L00	CAP, SPARK PLUG	2	
16	09482-00533	SPARK PLUG (NGK, BR7HS-10)	2	



FIG.44

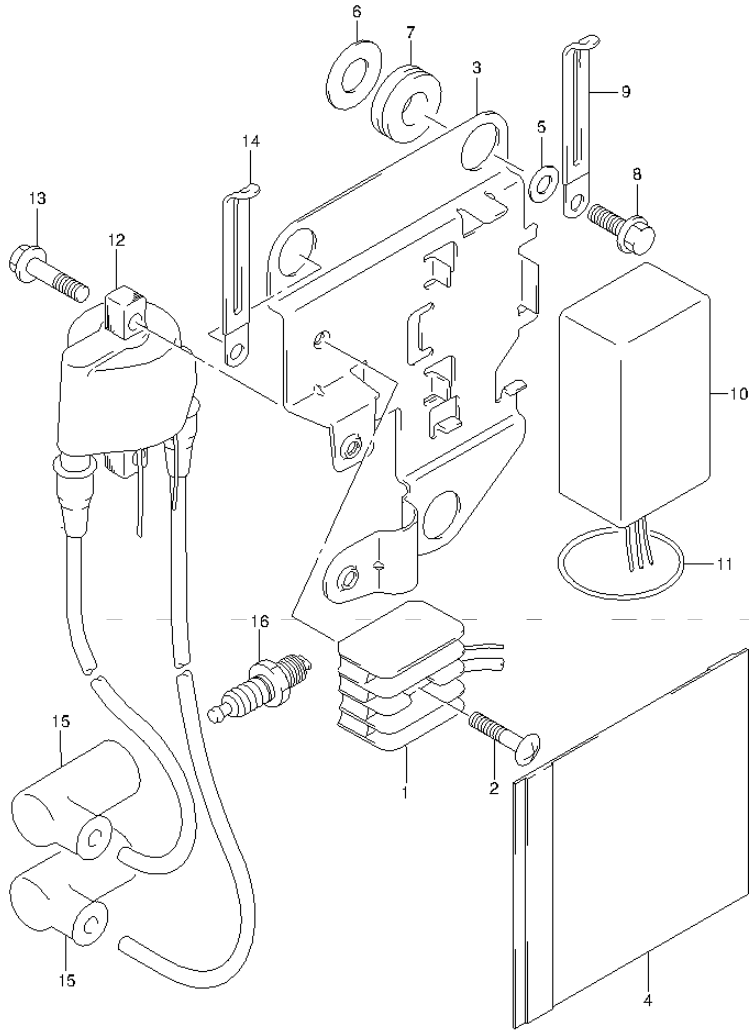


FIG.44 (1-E-9) IGNITION (DT30R P40)

REF NO.	PART NO.	DESCRIPTION	Q'TY	REMARKS
1	32800-95D01	RECTIFIER ASSY	1	
2	02142-05257	SCREW	1	
3	32890-91L00	HOLDER, ELECTRIC PARTS	1	
4	32916-92L00	COVER, CONNECTOR	1	
5	09160-06054	WASHER (6.5X22X1.6)	3	
6	09160-12007	WASHER (12.5X26X1.6)	3	
7	09320-12011	CUSHION	3	
8	01550-06127	BOLT	3	
9	29404-93J10	CLAMP	1	
10	32900-91L00	UNIT, CDI	1	
11	09280-76005	O RING (D:3.5,ID:76)	1	
12	33410-91L00	COIL ASSY, IGNITION	1	
13	02162-06167	SCREW	2	
14	29404-93J10	CLAMP, IGN COIL LEAD	1	
15	33510-90L00	CAP, SPARK PLUG	2	
16	09482-00533	SPARK PLUG (NGK, BR7HS-10)	2	

FIG.45

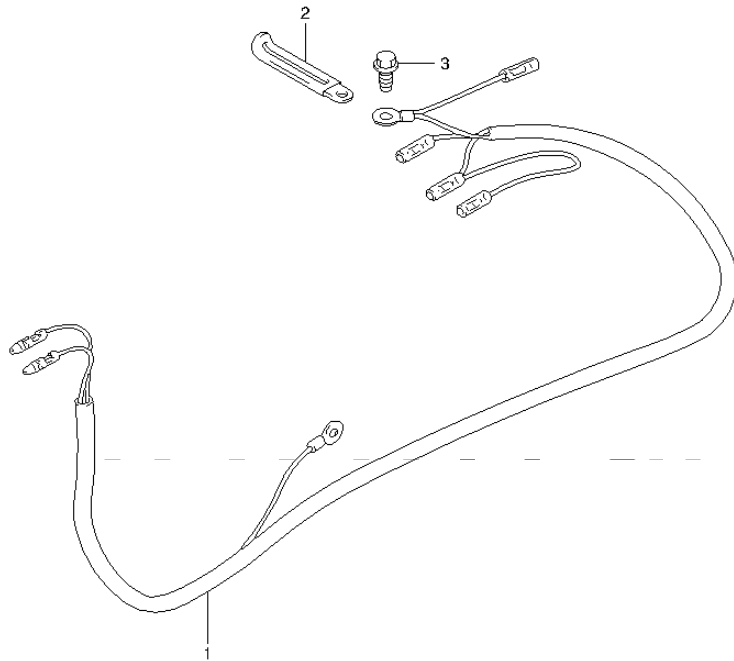


FIG.45 (1-E-10) HARNESS (DT25K P36)

REF NO.	PART NO.	DESCRIPTION	Q'TY	REMARKS
1	36610-91L00	WIRING HARNESS	1	
2	29404-93J10	CLAMP	1	
3	09103-06049	BOLT (6X12)	1	GROUND

FIG.46

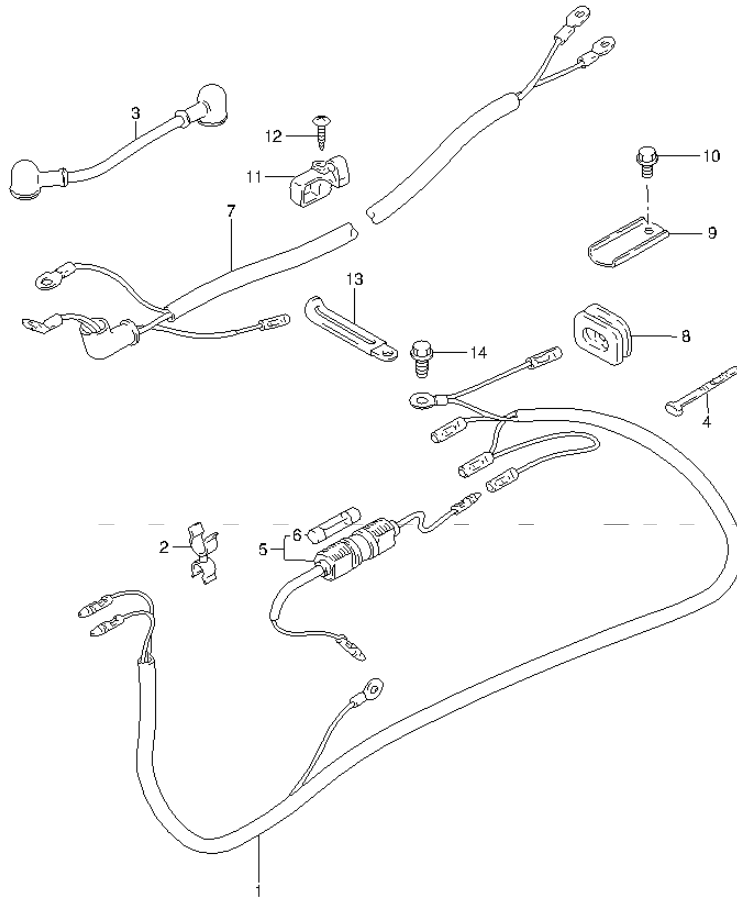
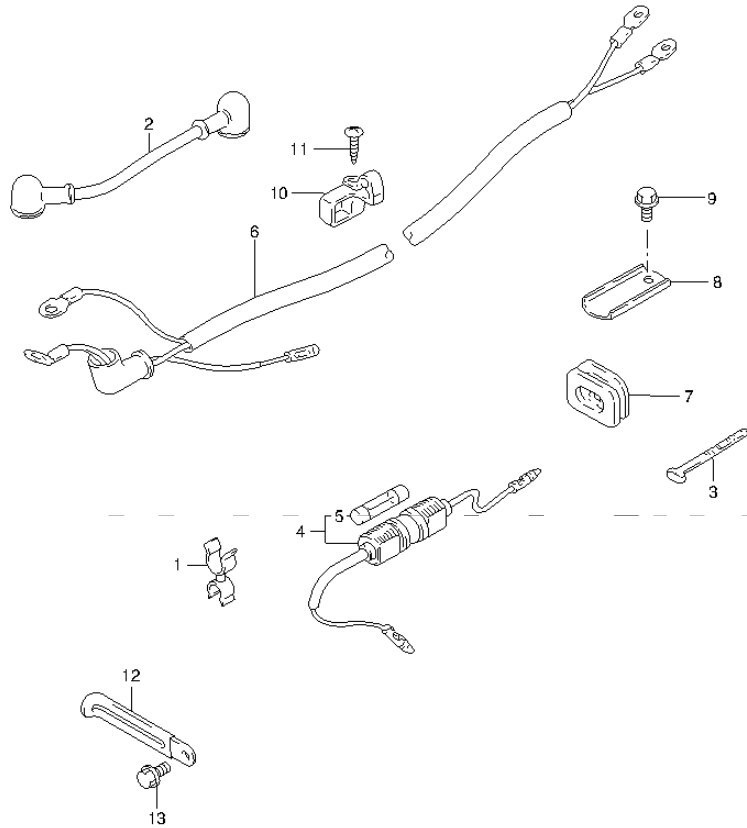


FIG.46 (1-E-11) HARNESS (DT30 P40)

REF NO.	PART NO.	DESCRIPTION	Q'TY	REMARKS
1	36610-91L00	WIRING HARNESS	1	
2	09408-00045	CLAMP	1	W/ELECTRIC STARTER
3	33820-89E01	CABLE ASSY, STARTER MOTOR SUB	1	W/ELECTRIC STARTER
4	09407-14403	CLAMP (L:125)	1	W/ELECTRIC STARTER
5	36740-95253	FUSE CASE ASSY	1	W/ELECTRIC STARTER
6	09481-20001	.FUSE (20A)	1	W/ELECTRIC STARTER
7	33810-96305	CABLE, STARTER	1	W/ELECTRIC STARTER
8	33811-96300	GROMMET, STARTER CABLE	1	W/ELECTRIC STARTER
9	33815-94501	PROTECTOR, CABLE	1	W/ELECTRIC STARTER
10	09103-06049	BOLT (6X12)	1	W/ELECTRIC STARTER
11	33816-96300	CLAMP, STARTER CABLE	1	W/ELECTRIC STARTER
12	03241-0625A	SCREW	1	W/ELECTRIC STARTER
13	29404-93J10	CLAMP	1	
14-1	09103-06049	BOLT (6X12)	1	HARNESS
14-2	09103-06049	BOLT (6X12)	1	GROUND W/MANUAL STARTER

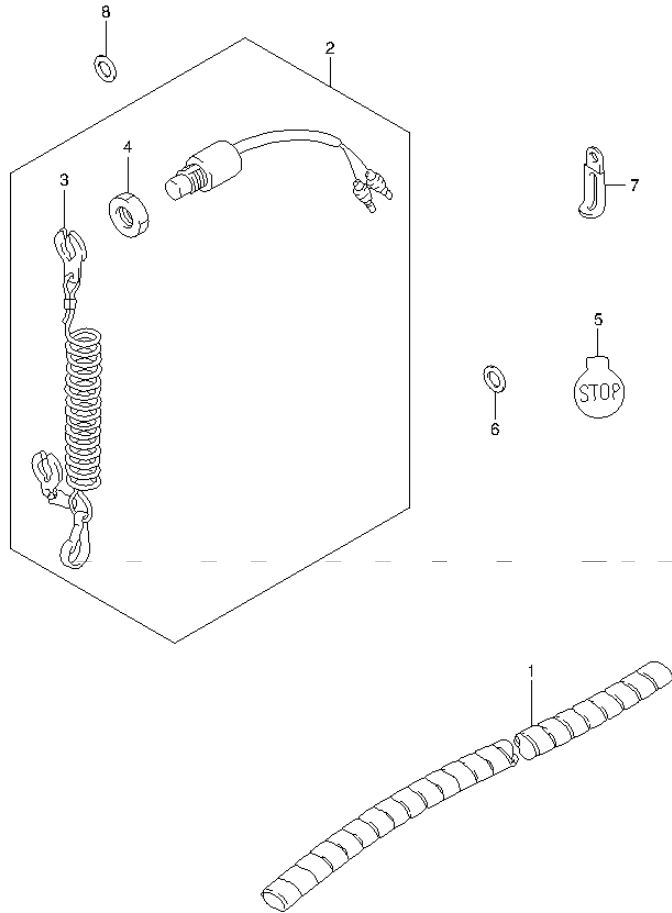
**FIG.47**



**FIG.47 (1-E-12) HARNESS (DT30R P40)**

REF NO.	PART NO.	DESCRIPTION	Q'TY	REMARKS
1	09408-00045	CLAMP	1	
2	33820-89E01	CABLE ASSY, STARTER MOTOR SUB	1	
3	09407-14403	CLAMP (L:125)	1	
4	36740-95253	FUSE CASE ASSY	1	
5	09481-20001	.FUSE (20A)	1	
6	33810-96305	CABLE, STARTER	1	
7	33811-96300	GROMMET, STARTER CABLE	1	
8	33815-94501	PROTECTOR, CABLE	1	
9	09103-06049	BOLT (6X12)	1	
10	33816-96300	CLAMP, STARTER CABLE	1	
11	03241-0625A	SCREW	1	
12	29404-93J10	CLAMP	1	
13	09103-06049	BOLT (6X12)	1	HARNESS

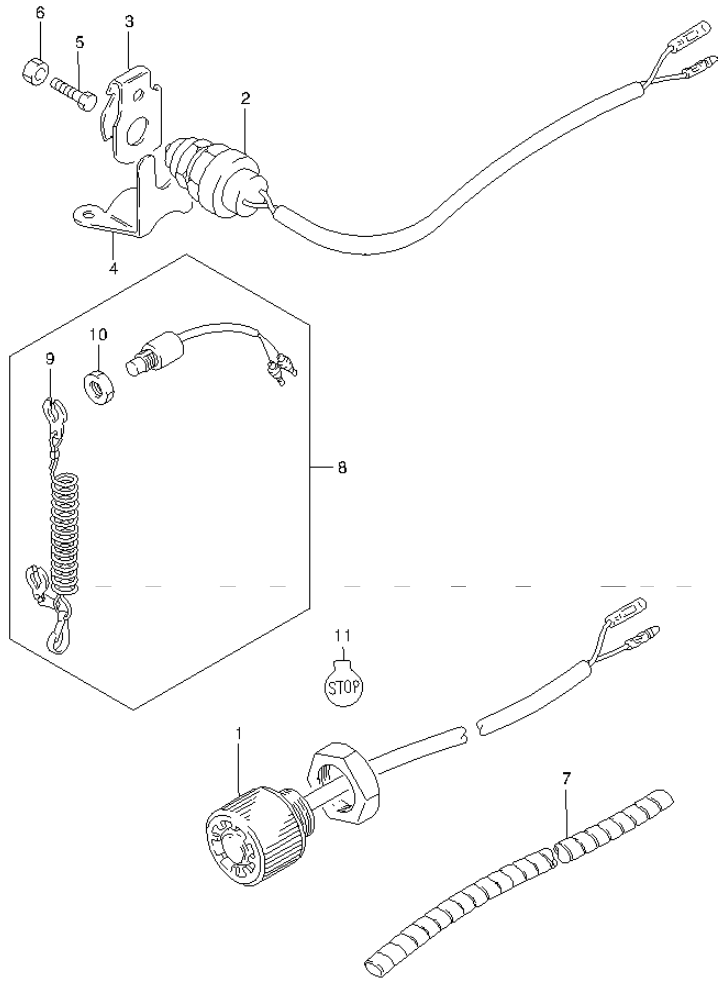
**FIG.48**



**FIG.48 (1-E-13) SWITCH (DT25K P36)**

REF NO.	PART NO.	DESCRIPTION	Q'TY	REMARKS
1	33833-91J00	TUBE, WIRING HARNESS (L:250)	1	L:250->50
2	37830-92L01	SWITCH, EMERGENCY & STOP	1	
3	37823-97J00	.PLATE, LOCK	1	
4	37826-97J00	.NUT	1	
5	37835-95D00	LABEL, STOP	1	
6	09160-16053	SPACER (16X20X2)	1	
7	09404-12201	CLAMP (L:73)	1	
8	56123-986L0	WASHER,EMER & STOP SW	1	

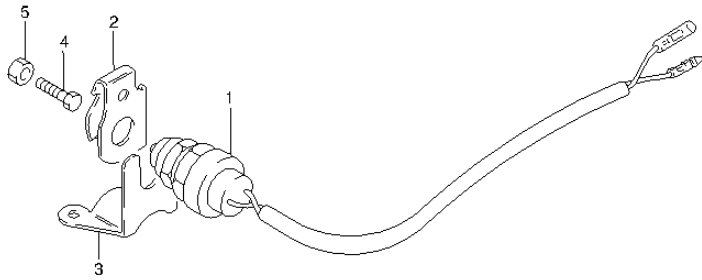
**FIG.49**



**FIG.49 (1-E-14) SWITCH (DT30 P40)**

REF NO.	PART NO.	DESCRIPTION	Q'TY	REMARKS
1	37160-96322	SWITCH, START	1	W/ELECTRIC STARTER
2	37721-96354	SWITCH, NEUTRAL	1	W/ELECTRIC STARTER
3	37725-94302	ACTUATOR, NEUTRAL SWITCH	1	W/ELECTRIC STARTER
4	37726-96303	BRACKET, NEUTRAL SWITCH	1	W/ELECTRIC STARTER
5	09100-05104	BOLT (5X20)	1	W/ELECTRIC STARTER
6	09140-05005	NUT	1	W/ELECTRIC STARTER
7	33833-91J00	TUBE, WIRING HARNESS (L:250)	1	L:250->50
8	37830-92L01	SWITCH, EMERGENCY & STOP	1	
9	37823-97J00	.PLATE, LOCK	1	
10	37826-97J00	.NUT	1	
11	37835-95D00	LABEL, STOP	1	

**FIG.50**



**FIG.50 (1-E-15) SWITCH (DT30R P40)**

REF NO.	PART NO.	DESCRIPTION	Q'TY	REMARKS
1	37721-96354	SWITCH, NEUTRAL	1	
2	37725-94302	ACTUATOR, NEUTRAL SWITCH	1	
3	37726-96303	BRACKET, NEUTRAL SWITCH	1	
4	09100-05104	BOLT (5X20)	1	
5	09140-05005	NUT	1	
6	38600-96301	SOLENOID, CHOKE	1	
7	02112-35127	SCREW	2	
8	33833-91J00	TUBE, WIRING HARNESS (L:250)	1	L:250->50
9	36630-96311	WIRING HARNESS, REMO-CON 1	1	
10	36630-96321	WIRING HARNESS, REMO-CON 2	1	
11	36631-94300	.CAP	1	
12	36612-93900	GROMMET, REMOCON HARNESS	1	

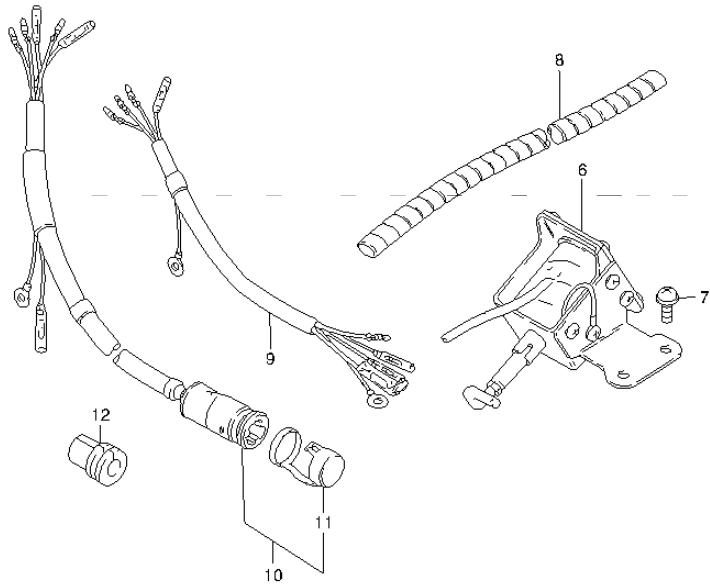


FIG.51

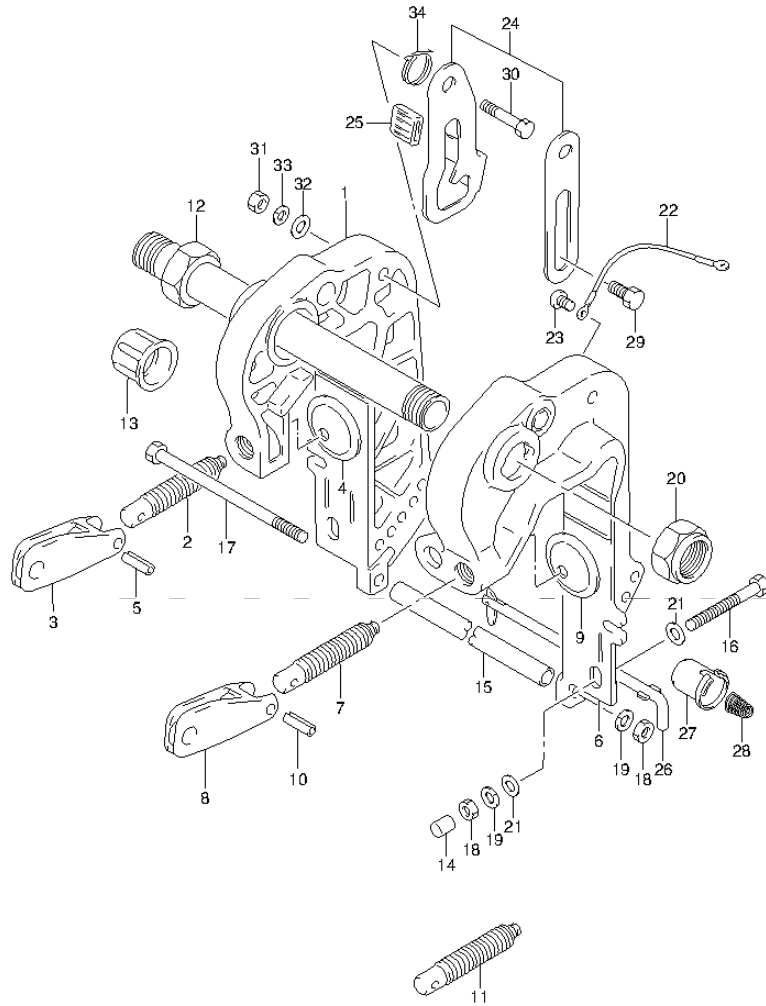


FIG.51 (1-F-2) CLAMP BRACKET

REF NO.	PART NO.	DESCRIPTION	Q'TY	REMARKS
1	41111-91L00-OEP	BRACKET, CLAMP STBD	1	
2	41211-90L00	SCREW, CLAMP	1	
3	41212-91LL0-OEP	HANDLE, CLAMP	1	
4	41213-98100	PLATE, CLAMP	1	
5	09205-06007	SPRING PIN (6X25)	1	
6	41121-91L00-OEP	BRACKET, CLAMP PORT	1	
7	41211-90L00	SCREW, CLAMP	1	
8	41212-91LL0-OEP	HANDLE, CLAMP	1	
9	41213-98100	PLATE, CLAMP	1	
10	09205-06007	SPRING PIN (6X25)	1	
11-1	41211-93900	SCREW, CLAMP	2	OPT
11-2	41211-93003	SCREW, CLAMP	2	OPT
11-3	41211-93920	SCREW, CLAMP	2	OPT
12	41130-91L00	SHAFT, CLAMP BRACKET	1	
13	41151-94500	CAP, CLAMP BRACKET SHAFT	2	
14	41153-96300	CAP, TRANSOM BOLT	2	
15	09180-09024	ROD	1	
16	09100-08311	BOLT (8X90)	2	
17	09100-08313	BOLT (8X165)	1	
18	09140-08023-XC0	NUT	3	
19	29162-93J10	WASHER, LOCK (8.2X15.4X2.0)	3	
20	09159-22L01	NUT	1	
21	09160-08081	WASHER (8.5X23X1.5)	4	
22	36894-95201	LEAD	1	
23	29125-93J10	SCREW (5X8)	2	



FIG.51

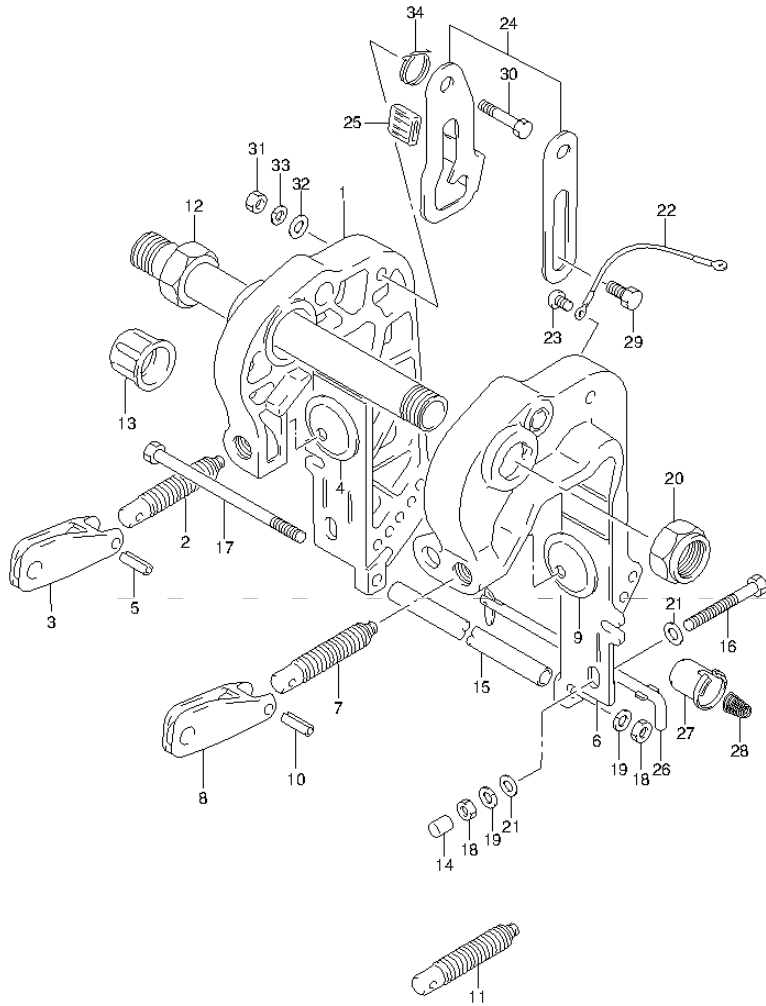


FIG.51 (1-F-3) CLAMP BRACKET

REF NO.	PART NO.	DESCRIPTION	Q'TY	REMARKS
24	41200-91L00	ARM ASSY, TILT	1	
25	41225-94400	RUBBER, TILT LOCK ARM	1	
26	45420-91LL0	PIN, TILT LOCK	1	
27	45425-94J00	STOPPER, TILT LOCK PIN	1	
28	09441-17001	SPRING	1	
29	09111-10067	BOLT	2	
30	09111-10068	BOLT	2	
31	29141-93J20	NUT	2	
32	09160-10082	WASHER (10.5X19X2)	2	
33	09162-10005	LOCK WASHER	2	
34	09448-29015	SPRING	1	

FIG.52

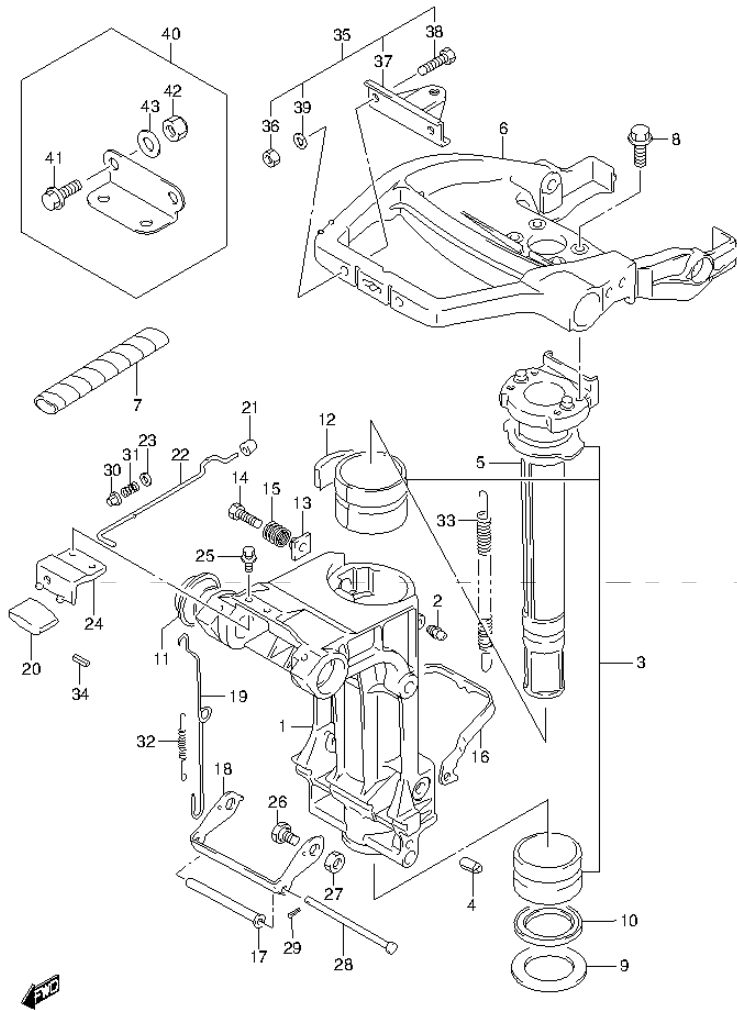


FIG.52 (1-F-4) SWIVEL BRACKET (DT25K P36)

REF NO.	PART NO.	DESCRIPTION	Q'TY	REMARKS
1	43111-91L01-0EP	BRACKET, SWIVEL	1	
2	22511-92L00	NIPPLE, SWIVEL BRKT GREASE	4	
3	43710-96300	BUSH SET, STEERING	1	
4	09205-06013	SPRING PIN (6X16)	1	
5	43741-91L00-0EP	SHAFT, PILOT	1	
6	43751-91L00-0EP	BRACKET, STEERING	1	
7	43753-96310	TUBE, THROTTLE CABLE	1	
8	09116-08149	BOLT (8X22)	4	
9	09160-40005	WASHER (40X58X2)	1	
10	09284-40001	OIL SEAL (40X49X4)	1	
11	09306-22004	BUSH	2	
12	43411-96300	ADJUSTER, STEERING	1	
13	43421-91L00	BUSH	1	
14	09119-08104	BOLT (8X23)	1	
15	09440-12036	SPRING	1	
16	45231-91L00	ARM, REVERSE LOCK	1	
17	45246-91L00	SPACER	1	
18	45241-91L00	LINK, REVERSE LOCK ARM	1	
19	45252-91L00	LINK, RELEASE LEVER	1	
20	45255-96302	KNOB, RELEASE LEVER	1	
21	45257-96300	BUSH, RELEASE LEVER	1	
22	45260-96300	LEVER, RELEASE	1	
23	09160-04012	WASHER (4.2X10X1)	1	
24	45311-96303-0EP	BRACKET, RELEASE LEVER	1	
25	09116-05010	BOLT (5X12)	2	
26	09111-10066	BOLT	2	
27	09140-10032	NUT	2	
28	09200-05011	PIN (5X101)	1	

FIG.52

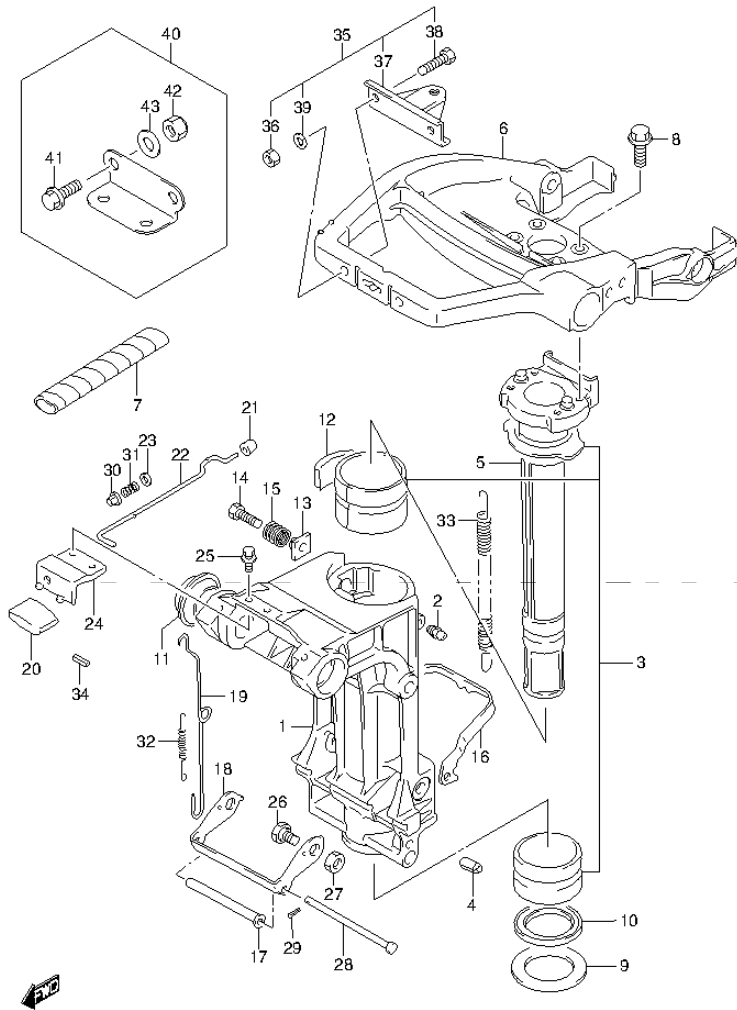


FIG.52 (1-F-5) SWIVEL BRACKET (DT25K P36)

REF NO.	PART NO.	DESCRIPTION	Q'TY	REMARKS
29	09204-01002	PIN	1	
30	09319-04001	BUSH	1	
31	09440-04021	SPRING	1	
32	09443-05013	SPRING	1	
33	09443-09036	SPRING	1	
34	09205-02006	SPRING PIN (2X12)	1	
35	67100-96300	ATTACHMENT, STEERING ROPE END	1	OPT
36	09140-08023-XC0	.NUT	2	OPT
37	43755-96320	.ATTACHMENT, STEERING BRACKET	1	OPT
38	29101-93J00	.BOLT (8X35)	2	OPT
39	29162-93J10	.LOCK WASHER	2	OPT
40	67110-99710	ATTACHMENT SET, STRG ROPE END	1	OPT
41	29116-93J10	.BOLT	2	OPT
42	09159-08059	.NUT	2	OPT
43	09160-08082	.WASHER (8.5X16X1.2)	2	OPT

FIG.53

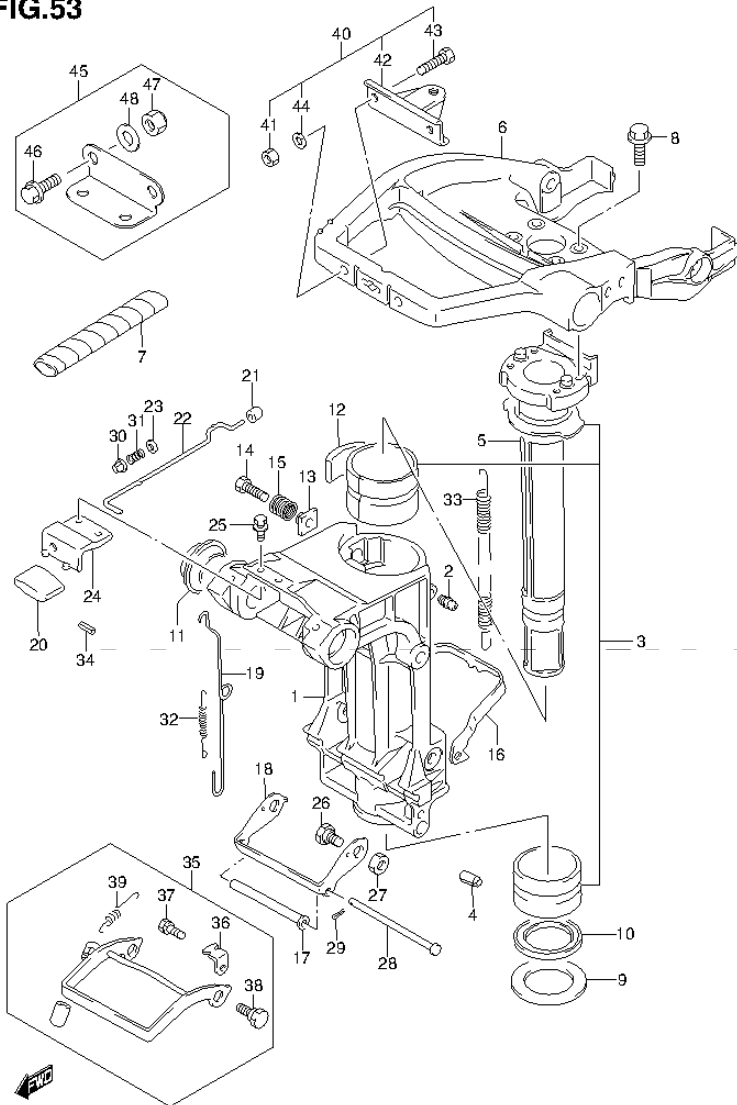


FIG.53 (1-F-6) SWIVEL BRACKET (DT30 P40)

REF NO.	PART NO.	DESCRIPTION	Q'TY	REMARKS
1	43111-91L01-OEP	BRACKET, SWIVEL	1	
2	22511-92L00	NIPPLE, SWIVEL BRKT GREASE	4	
3	43710-96300	BUSH SET, STEERING	1	
4	09205-06013	SPRING PIN (6X16)	1	
5	43741-91L00-OEP	SHAFT, PILOT	1	
6	43751-91L00-OEP	BRACKET, STEERING	1	
7	43753-96310	TUBE, THROTTLE CABLE	1	
8	09116-08149	BOLT (8X22)	4	
9	09160-40005	WASHER (40X58X2)	1	
10	09284-40001	OIL SEAL (40X49X4)	1	
11	09306-22004	BUSH	2	
12	43411-96300	ADJUSTER, STEERING	1	
13	43421-91L00	BUSH	1	
14	09119-08104	BOLT (8X23)	1	
15	09440-12036	SPRING	1	
16	45231-91L00	ARM, REVERSE LOCK	1	
17	45246-91L00	SPACER	1	
18	45241-91L00	LINK, REVERSE LOCK ARM	1	
19	45252-91L00	LINK, RELEASE LEVER	1	
20	45255-96302	KNOB, RELEASE LEVER	1	
21	45257-96300	BUSH, RELEASE LEVER	1	
22	45260-96300	LEVER, RELEASE	1	
23	09160-04012	WASHER (4.2X10X1)	1	
24	45311-96303-OEP	BRACKET, RELEASE LEVER	1	
25	09116-05010	BOLT (5X12)	2	
26	09111-10066	BOLT	2	
27	09140-10032	NUT	2	
28	09200-05011	PIN (5X101)	1	

FIG.53

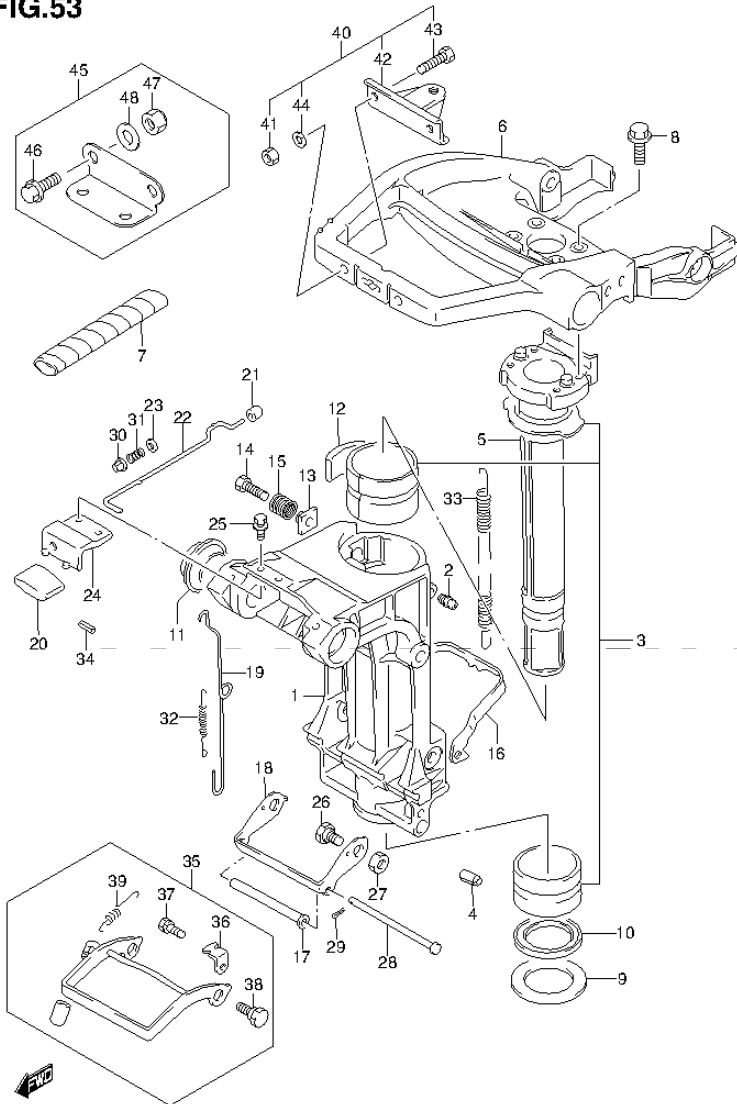


FIG.53 (1-F-7) SWIVEL BRACKET (DT30 P40)

REF NO.	PART NO.	DESCRIPTION	Q'TY	REMARKS
29	09204-01002	PIN	1	
30	09319-04001	BUSH	1	
31	09440-04021	SPRING	1	
32	09443-05013	SPRING	1	
33	09443-09036	SPRING	1	
34	09205-02006	SPRING PIN (2X12)	1	
35	45700-91L10	SHALLOW DRIVE ASSY	1	
36	45731-96312	.PLATE	1	
37	09116-06225	.BOLT (6X15)	1	
38	09111-10067	.BOLT	2	
39	09443-08031	.SPRING	1	
40	67100-96300	ATTACHMENT, STEERING ROPE END	1	OPT
41	09140-08023-XC0	.NUT	2	OPT
42	43755-96320	.ATTACHMENT, STEERING BRACKET	1	OPT
43	29101-93J00	.BOLT (8X35)	2	OPT
44	29162-93J10	.LOCK WASHER	2	OPT
45	67110-99710	ATTACHMENT SET, STRG ROPE END	1	OPT
46	29116-93J10	.BOLT	2	OPT
47	09159-08059	.NUT	2	OPT
48	09160-08082	.WASHER (8.5X16X1.2)	2	OPT

FIG.54

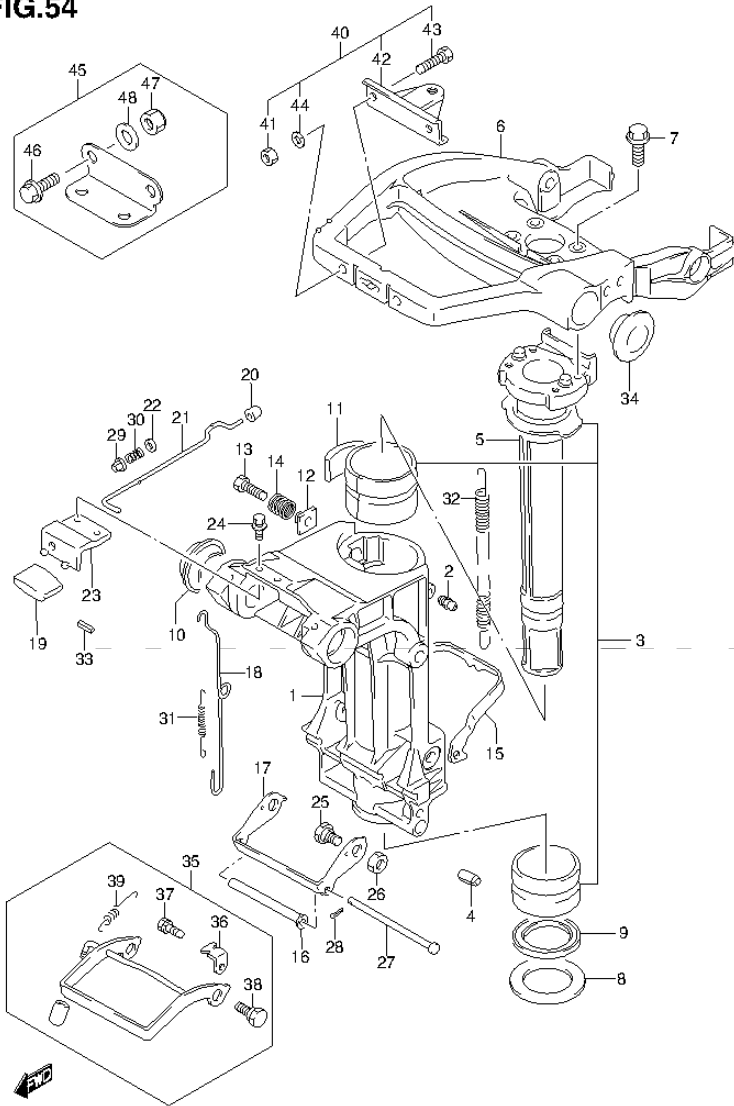


FIG.54 (1-F-8) SWIVEL BRACKET (DT30R P40)

REF NO.	PART NO.	DESCRIPTION	Q'TY	REMARKS
1	43111-91L01-OEP	BRACKET, SWIVEL	1	
2	22511-92L00	NIPPLE, SWIVEL BRKT GREASE	4	
3	43710-96300	BUSH SET, STEERING	1	
4	09205-06013	SPRING PIN (6X16)	1	
5	43741-91L00-OEP	SHAFT, PILOT	1	
6	43751-91L00-OEP	BRACKET, STEERING	1	
7	09116-08149	BOLT (8X22)	4	
8	09160-40005	WASHER (40X58X2)	1	
9	09284-40001	OIL SEAL (40X49X4)	1	
10	09306-22004	BUSH	2	
11	43411-96300	ADJUSTER, STEERING	1	
12	43421-91L00	BUSH	1	
13	09119-08104	BOLT (8X23)	1	
14	09440-12036	SPRING	1	
15	45231-91L00	ARM, REVERSE LOCK	1	
16	45246-91L00	SPACER	1	
17	45241-91L00	LINK, REVERSE LOCK ARM	1	
18	45252-91L00	LINK, RELEASE LEVER	1	
19	45255-96302	KNOB, RELEASE LEVER	1	
20	45257-96300	BUSH, RELEASE LEVER	1	
21	45260-96300	LEVER, RELEASE	1	
22	09160-04012	WASHER (4.2X10X1)	1	
23	45311-96303-OEP	BRACKET, RELEASE LEVER	1	
24	09116-05010	BOLT (5X12)	2	
25	09111-10066	BOLT	2	
26	09140-10032	NUT	2	
27	09200-05011	PIN (5X101)	1	

FIG.54

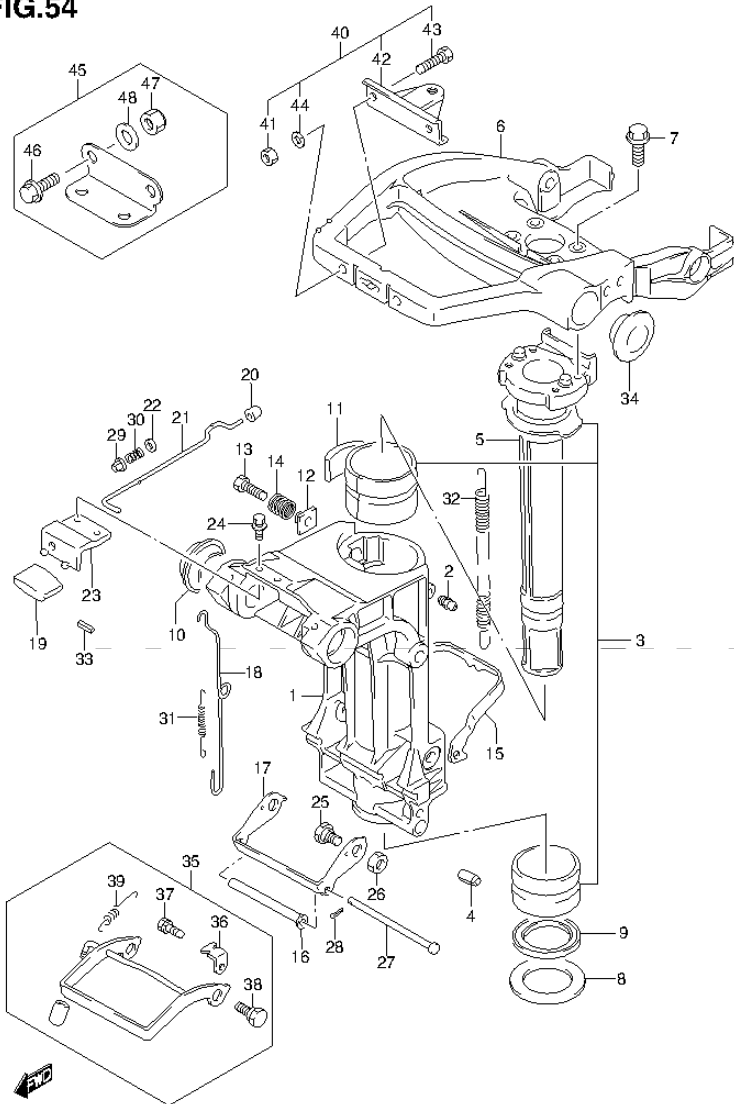


FIG.54 (1-F-9) SWIVEL BRACKET (DT30R P40)

REF NO.	PART NO.	DESCRIPTION	Q'TY	REMARKS
28	09204-01002	PIN	1	
29	09319-04001	BUSH	1	
30	09440-04021	SPRING	1	
31	09443-05013	SPRING	1	
32	09443-09036	SPRING	1	
33	09205-02006	SPRING PIN (2X12)	1	
34	09250-33001	CAP (OD:40)	1	
35	45700-91L10	SHALLOW DRIVE ASSY	1	
36	45731-96312	.PLATE	1	
37	09116-06225	.BOLT (6X15)	1	
38	09111-10067	.BOLT	2	
39	09443-08031	.SPRING	1	
40	67100-96300	ATTACHMENT, STEERING ROPE END	1	OPT
41	09140-08023-XCO	.NUT	2	OPT
42	43755-96320	ATTACHMENT, STEERING BRACKET	1	OPT
43	29101-93J00	.BOLT (8X35)	2	OPT
44	29162-93J10	.LOCK WASHER	2	OPT
45	67110-99710	ATTACHMENT SET, STRG ROPE END	1	OPT
46	29116-93J10	.BOLT	2	OPT
47	09159-08059	.NUT	2	OPT
48	09160-08082	.WASHER (8.5X16X1.2)	2	OPT

FIG.55

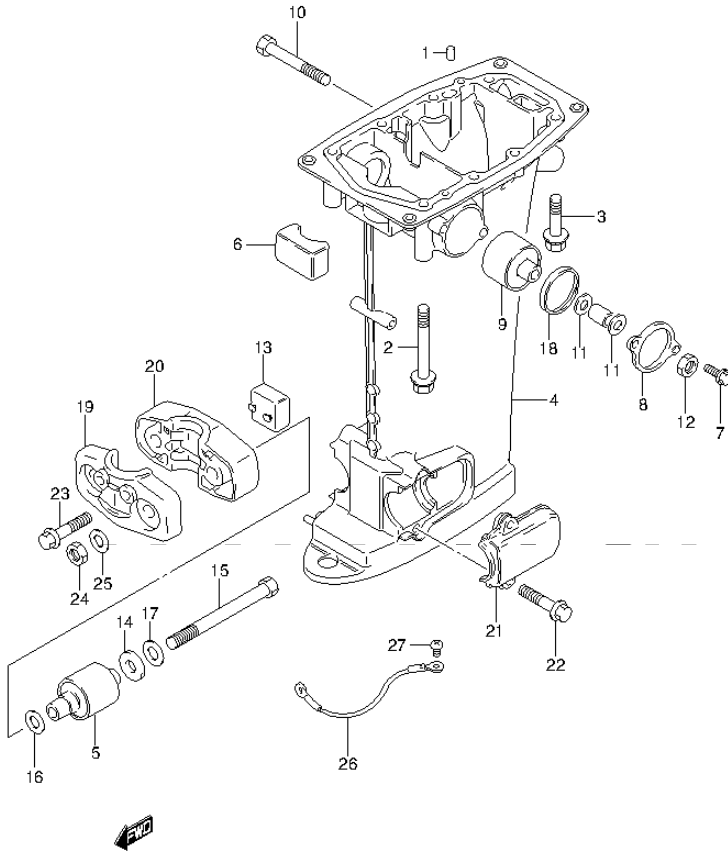


FIG.55 (1-F-10) DRIVE SHAFT HOUSING (DT25K P36)

REF NO.	PART NO.	DESCRIPTION	Q'TY	REMARKS
1	09202-06023	PIN (6X10)	2	
2	09118-08172	BOLT (8X85)	4	
3	09118-08169	BOLT (8X52)	4	
4	52110-91L30-0EP	HOUSING, DRIVE SHAFT (L)	1	
5	54160-91L00	MOUNTING, LOWER	2	
6	54121-96301	MOUNTING, UPPER THRUST REVERSE	1	
7	09116-06226	BOLT (6X16)	4	
8	54137-91L00-0EP	COVER, UPPER MOUNT	2	
9	54130-91L00	MOUNTING, UPPER	2	
10	09100-10318	BOLT (10X75)	2	
11	09160-10082	WASHER (10.5X19X2)	4	
12	09159-10L07	NUT	2	
13	54151-96300	MOUNTING, LOWER THRUST	1	
14	54165-96310	DAMPER, REVERSE STOPPER	2	
15	09100-10319	BOLT (10X125)	2	
16	09160-10082	WASHER (10.5X19X2)	2	
17	09160-10083	WASHER (10.5X30X3.2)	2	
18	54138-96300	SLEEVE, UPPER MOUNT	2	
19	54211-91L10-0EP	BRACKET, LOWER MOUNT FRONT	1	
20	54212-91L10-0EP	BRACKET, LOWER MOUNT AFT	1	
21	54221-91L10-0EP	COVER, LOWER MOUNT	2	
22	09116-06232	BOLT (6X30)	4	
23	09116-08154	BOLT (8X40)	2	
24	09159-10L07	NUT	2	
25	09160-10082	WASHER (10.5X19X2)	2	
26	36894-95201	LEAD (L:165)	1	
27	29125-93J10	SCREW (5X8)	2	



FIG.56

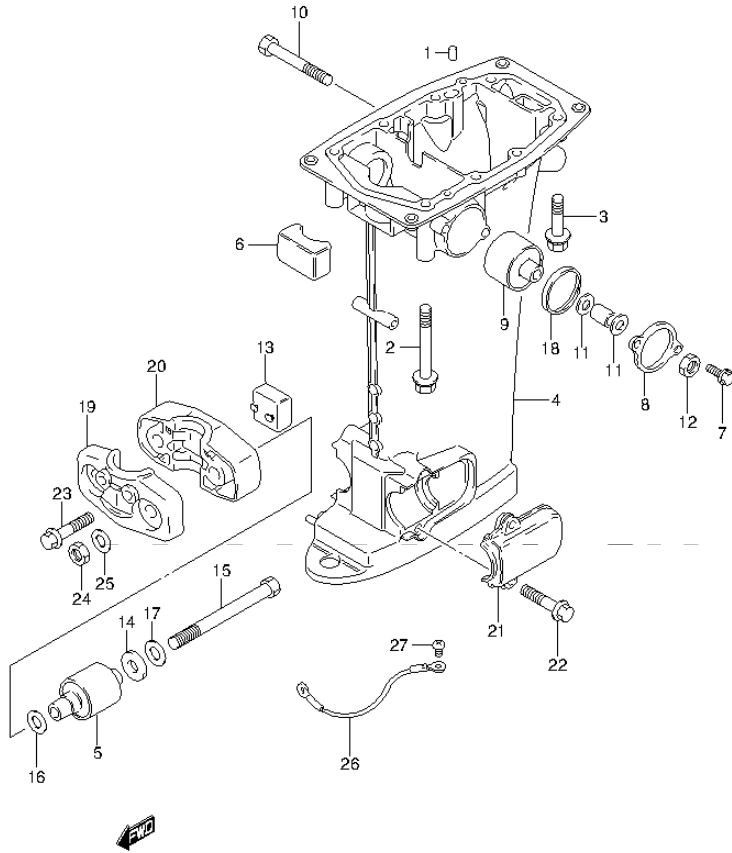


FIG.56 (1-F-11) DRIVE SHAFT HOUSING (DT30 P40)

REF NO.	PART NO.	DESCRIPTION	Q'TY	REMARKS
1	09202-06023	PIN (6X10)	2	
2	09118-08172	BOLT (8X85)	4	
3	09118-08169	BOLT (8X52)	4	
4-1	52110-91L20-0EP	HOUSING, DRIVE SHAFT (S)	1	W/TRANSOM(S)
4-2	52110-91L30-0EP	HOUSING, DRIVE SHAFT (L)	1	W/TRANSOM(L)
5	54160-91L00	MOUNTING, LOWER	2	
6	54121-96301	MOUNTING, UPPER THRUST REVERSE	1	
7	09116-06226	BOLT (6X16)	4	
8	54137-91L00-0EP	COVER, UPPER MOUNT	2	
9	54130-91L00	MOUNTING, UPPER	2	
10	09100-10318	BOLT (10X75)	2	
11	09160-10082	WASHER (10.5X19X2)	4	
12	09159-10L07	NUT	2	
13	54151-96300	MOUNTING, LOWER THRUST	1	
14	54165-96310	DAMPER, REVERSE STOPPER	2	
15	09100-10319	BOLT (10X125)	2	
16	09160-10082	WASHER (10.5X19X2)	2	
17	09160-10083	WASHER (10.5X30X3.2)	2	
18	54138-96300	SLEEVE, UPPER MOUNT	2	
19	54211-91L10-0EP	BRACKET, LOWER MOUNT FRONT	1	
20	54212-91L10-0EP	BRACKET, LOWER MOUNT AFT	1	
21	54221-91L10-0EP	COVER, LOWER MOUNT	2	
22	09116-06232	BOLT (6X30)	4	
23	09116-08154	BOLT (8X40)	2	
24	09159-10L07	NUT	2	
25	09160-10082	WASHER (10.5X19X2)	2	
26	36894-95201	LEAD (L:165)	1	
27	29125-93J10	SCREW (5X8)	2	

FIG.57

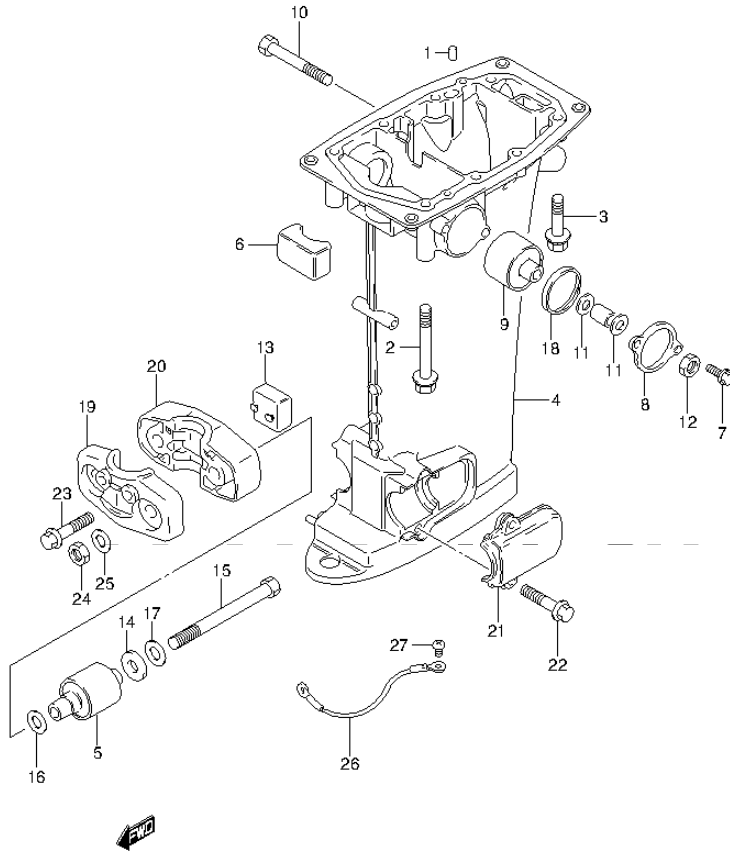


FIG.57 (1-F-12) DRIVE SHAFT HOUSING (DT30R P40)

REF NO.	PART NO.	DESCRIPTION	Q'TY	REMARKS
1	09202-06023	PIN (6X10)	2	
2	09118-08172	BOLT (8X85)	4	
3	09118-08169	BOLT (8X52)	4	
4-1	52110-91L20-0EP	HOUSING, DRIVE SHAFT (S)	1	W/TRANSOM(S)
4-2	52110-91L30-0EP	HOUSING, DRIVE SHAFT (L)	1	W/TRANSOM(L)
5	54160-91L00	MOUNTING, LOWER	2	
6	54121-96301	MOUNTING, UPPER THRUST REVERSE	1	
7	09116-06226	BOLT (6X16)	4	
8	54137-91L00-0EP	COVER, UPPER MOUNT	2	
9	54130-91L00	MOUNTING, UPPER	2	
10	09100-10318	BOLT (10X75)	2	
11	09160-10082	WASHER (10.5X19X2)	4	
12	09159-10L07	NUT	2	
13	54151-96300	MOUNTING, LOWER THRUST	1	
14	54165-96310	DAMPER, REVERSE STOPPER	2	
15	09100-10319	BOLT (10X125)	2	
16	09160-10082	WASHER (10.5X19X2)	2	
17	09160-10083	WASHER (10.5X30X3.2)	2	
18	54138-96300	SLEEVE, UPPER MOUNT	2	
19	54211-91L10-0EP	BRACKET, LOWER MOUNT FRONT	1	
20	54212-91L10-0EP	BRACKET, LOWER MOUNT AFT	1	
21	54221-91L10-0EP	COVER, LOWER MOUNT	2	
22	09116-06232	BOLT (6X30)	4	
23	09116-08154	BOLT (8X40)	2	
24	09159-10L07	NUT	2	
25	09160-10082	WASHER (10.5X19X2)	2	
26	36894-95201	LEAD (L:165)	1	
27	29125-93J10	SCREW (5X8)	2	

FIG.58

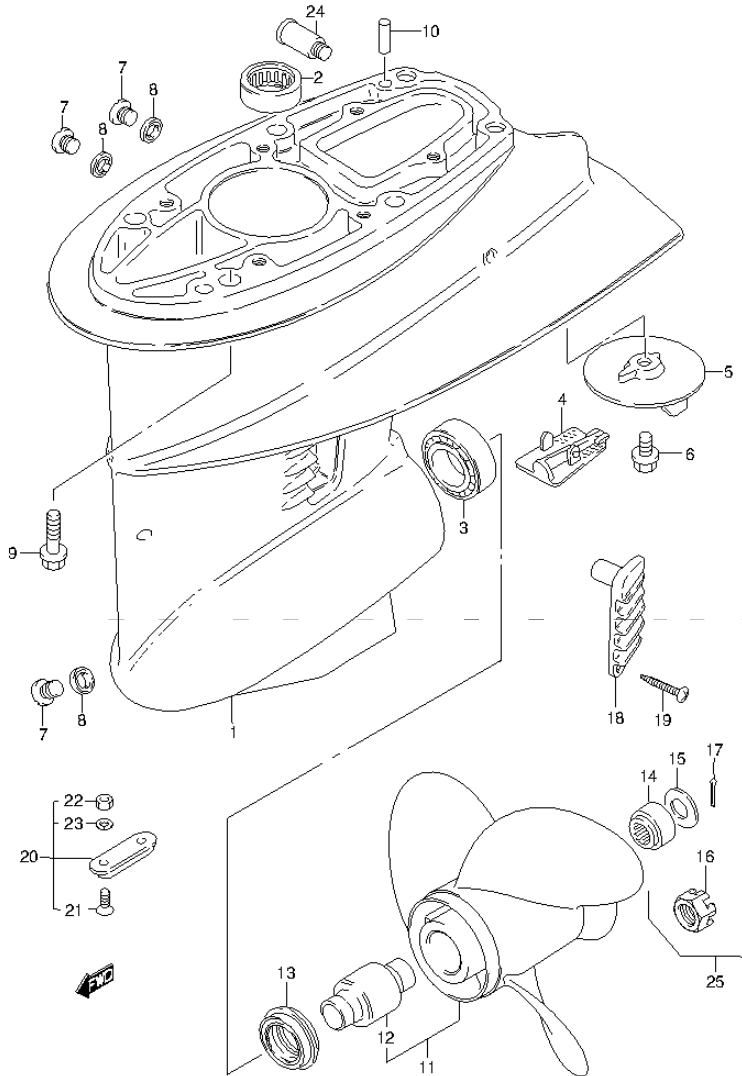
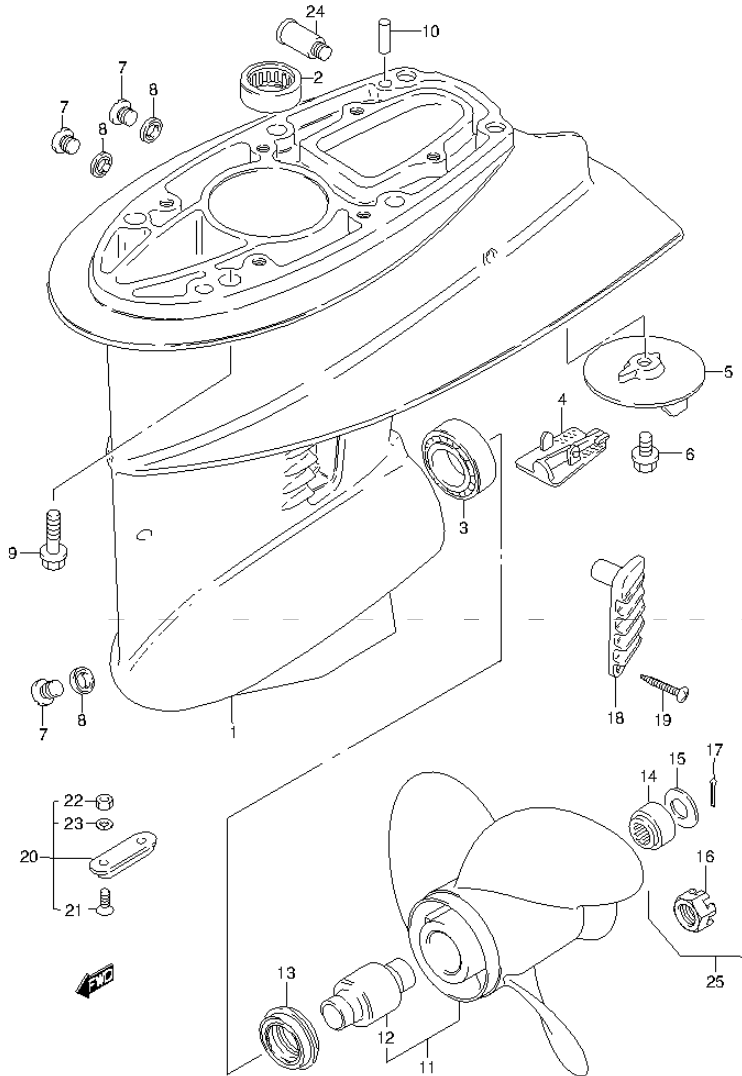


FIG.58 (1-F-13) GEAR CASE

REF NO.	PART NO.	DESCRIPTION	Q'TY	REMARKS
1	55100-91L20-OEP	CASE ASSY, GEAR	1	
2	09263-20L05	.BEARING (20.6X27X25.4)	1	
3	09265-25L01	.BEARING (25X52X16.25)	1	
4	55114-96310	.COVER, GEAR CASE	1	
5	55125-91L00	TRIM TAB	1	
6	09116-08147	BOLT (8X16)	1	
7	09248-10008	PLUG (10X7.5)	3	
8	09168-10022	GASKET (10X17X1.5)	3	
9	09116-08154	BOLT (8X40)	6	
10	09202-06015	KNOCK PIN (L:20)	2	
11-1	58100-963L0-019	PROPELLER (3X10-1/4X9)	1	
11-2	58100-964L0-019	PROPELLER (3X10-1/4X10)	1	
11-3	58100-964M0-019	PROPELLER (3X10-1/4X11)	1	
11-4	58100-91L20-019	PROPELLER (3X10-1/4X12)	1	
11-5	58100-91L30-019	PROPELLER (3X10-1/4X13)	1	
11-6	58200-96400	PROPELLER (3X10-1/4X13)	1	OPT PS1300 SUS
11-7	58100-95DL0-019	PROPELLER (3X10-1/4X14)	1	
11-8	58100-964N0-019	PROPELLER (3X10-1/4X10)	1	
11-9	58100-964P0-019	PROPELLER (3X10-1/4X12)	1	
12	58120-91L00	.BUSH	1	
13	57632-91L00	STOPPER, PROPELLER BUSH	1	
14	57633-91L00	SPACER	1	
15	09160-14028	WASHER (14.5X30X2.5)	1	
16	09141-14008	NUT	1	
17	09204-03003	COTTER PIN	1	
18	17631-91L00	FILTER, WATER	2	
19	03142-04259	SCREW	2	

**FIG.58**



**FIG.58 (1-F-14) GEAR CASE**

REF NO.	PART NO.	DESCRIPTION	Q'TY	REMARKS
20	55300-95500	ZINC ASSY, PROTECTION	1	OPT
21	09126-06006	.SCREW (6X20)	2	OPT
22	29141-93J00	.NUT	2	OPT
23	29162-93J00	.LOCK WASHER (6.1X12.2X1.5)	2	OPT
24	55181-95200	ATTACHMENT, FLUSH HOSE	1	OPT
25	57630-96300	KIT, PROPELLER NUT	1	OPT

FIG.59

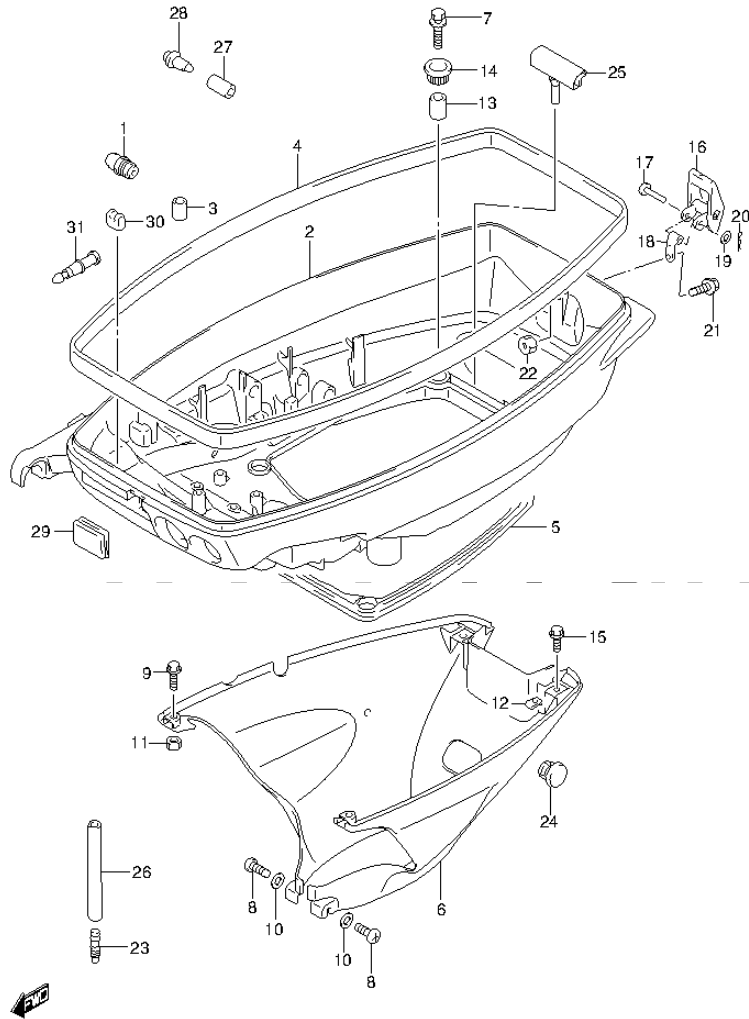
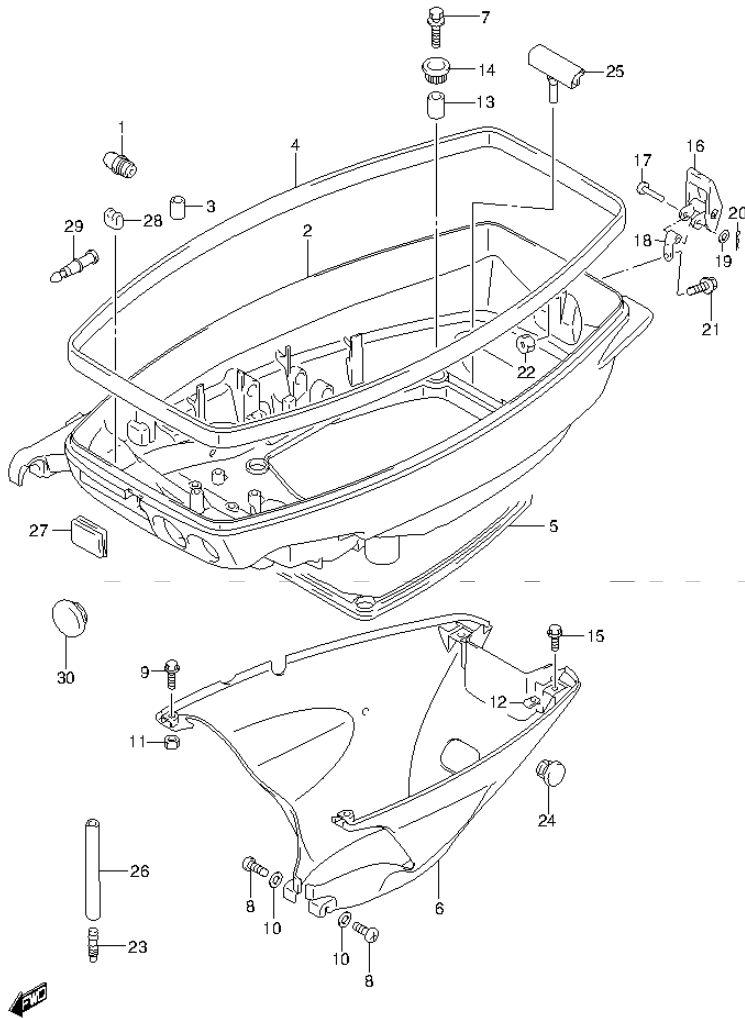


FIG.59 (1-F-15) UNDER COVER (DT25K P36)

REF NO.	PART NO.	DESCRIPTION	Q'TY	REMARKS
1	22511-92L00	NIPPLE	1	
2	61110-91L10-0EP	COVER, ENGINE LOWER	1	
3	09205-10006	.SPRING PIN (10.2X10)	1	
4	61112-91L00	RUBBER, UNDER COVER	1	
5	61113-91L00	SEAL, UNDER COVER	1	
6	61131-91L00-RB4	COVER, ENGINE HOLDER	1	
7	09116-06230	BOLT (6X25)	4	
8	09125-05046	SCREW (5X12)	2	
9	09116-06223	BOLT (6X12)	2	
10	09160-05029	WASHER (5.5X12X0.8)	2	
11	09140-06020	NUT	2	
12	09148-06017	NUT	2	
13	09180-06289	SPACER (6.5X10X11.5)	4	
14	09320-10068	CUSHION	4	
15	09136-06145	BOLT (6X20)	2	
16	61610-90L00	FASTENER	1	
17	61616-93E0	PIN, LEVER	1	
18	61642-93902	HOLDER, FASTENER LEVER	1	
19	09161-04012	WASHER (4.2X11X1)	1	
20	09385-04003	CLIP	1	
21	01550-06167	BOLT	1	
22	08310-00067	NUT	1	
23	61155-94500	TUBE, WATER INSPECTION	1	
24	09250-08007	CAP (OD:16)	2	
25	61138-944L0	COVER, WATER	1	
26	09352-50903-600	HOSE (5X9X600)	1	L:600->40
27	09352-70121-600	HOSE (7X12.1X600)	1	L:600->15
28	09409-08308-5ES	CLIP (BLACK)	1	
29	39669-94400	PLUG, LOWER COVER	1	
30	13625-94300	CAP, CHOKE ROD GUIDE	1	
31	36615-96300	TERMINAL, RESIN	2	W/MANUAL STARTER

**FIG.60**



**FIG.60 (1-G-2) UNDER COVER (DT30 P40)**

REF NO.	PART NO.	DESCRIPTION	Q'TY	REMARKS
1	22511-92L00	NIPPLE	1	
2	61110-91L10-0EP	COVER, ENGINE LOWER	1	
3	09205-10006	.SPRING PIN (10.2X10)	1	
4	61112-91L00	RUBBER, UNDER COVER	1	
5	61113-91L00	SEAL, UNDER COVER	1	
6	61131-91L00-RB4	COVER, ENGINE HOLDER	1	
7	09116-06230	BOLT (6X25)	4	
8	09125-05046	SCREW (5X12)	2	
9	09116-06223	BOLT (6X12)	2	
10	09160-05029	WASHER (5.5X12X0.8)	2	
11	09140-06020	NUT	2	
12	09148-06017	NUT	2	
13	09180-06289	SPACER (6.5X10X11.5)	4	
14	09320-10068	CUSHION	4	
15	09136-06145	BOLT (6X20)	2	
16	61610-90L00	FASTENER	1	
17	61616-93E0	PIN, LEVER	1	
18	61642-93902	HOLDER, FASTENER LEVER	1	
19	09161-04012	WASHER (4.2X11X1)	1	
20	09385-04003	CLIP	1	
21	01550-06167	BOLT	1	
22	08310-00067	NUT	1	
23	61155-94500	TUBE, WATER INSPECTION	1	
24	09250-08007	CAP (OD:16)	2	
25	61138-944L0	COVER, WATER	1	
26	09352-50903-600	HOSE (5X9X600)	1	L:600->40
27	39669-94400	PLUG, LOWER COVER	1	W/MANUAL STARTER
28	13625-94300	CAP, CHOKE ROD GUIDE	1	
29	36615-96300	TERMINAL, RESIN	2	W/MANUAL STARTER
30	09250-21003	PLUG (OD:28)	1	W/MANUAL STARTER FOR STARTING SW HOLE

FIG.61

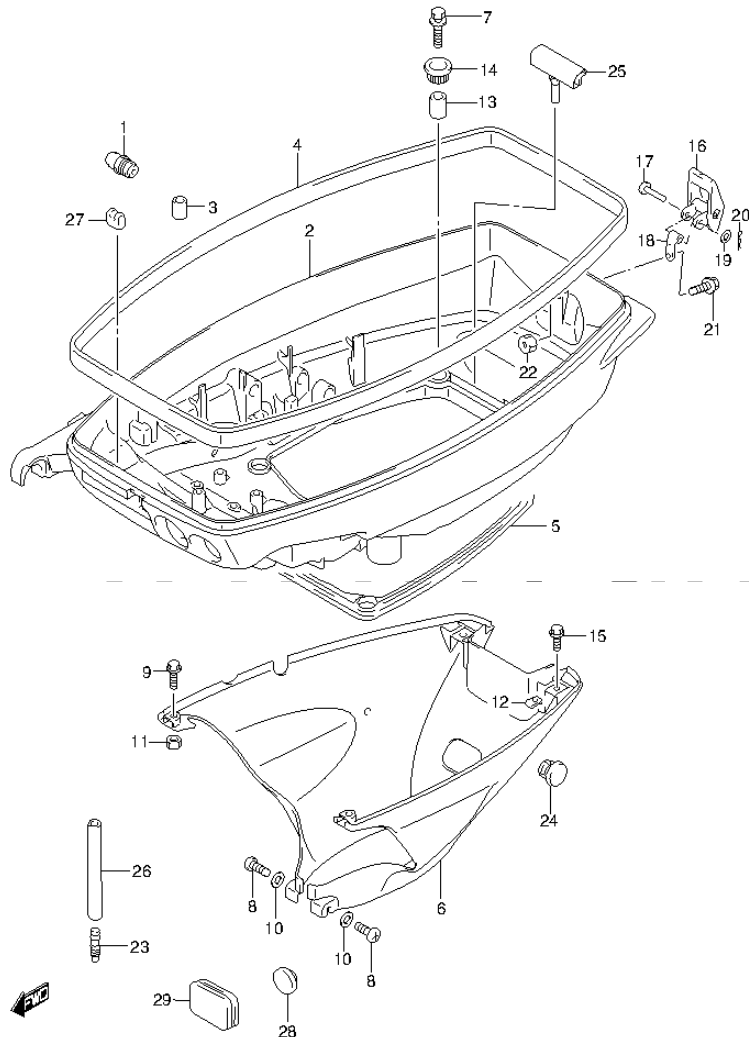


FIG.61 (1-G-3) UNDER COVER (DT30R P40)

REF NO.	PART NO.	DESCRIPTION	Q'TY	REMARKS
1	22511-92L00	NIPPLE	1	
2	61110-91L10-0EP	COVER, ENGINE LOWER	1	
3	09205-10006	.SPRING PIN (10.2X10)	1	
4	61112-91L00	RUBBER, UNDER COVER	1	
5	61113-91L00	SEAL, UNDER COVER	1	
6	61131-91L00-RB4	COVER, ENGINE HOLDER	1	
7	09116-06230	BOLT (6X25)	4	
8	09125-05046	SCREW (5X12)	2	
9	09116-06223	BOLT (6X12)	2	
10	09160-05029	WASHER (5.5X12X0.8)	2	
11	09140-06020	NUT	2	
12	09148-06017	NUT	2	
13	09180-06289	SPACER (6.5X10X11.5)	4	
14	09320-10068	CUSHION	4	
15	09136-06145	BOLT (6X20)	2	
16	61610-90L00	FASTENER	1	
17	61616-93E0	PIN, LEVER	1	
18	61642-93902	HOLDER, FASTENER LEVER	1	
19	09161-04012	WASHER (4.2X11X1)	1	
20	09385-04003	CLIP	1	
21	01550-06167	BOLT	1	
22	08310-00067	NUT	1	
23	61155-94500	TUBE, WATER INSPECTION	1	
24	09250-08007	CAP (OD:16)	2	
25	61138-944L0	COVER, WATER	1	
26	09352-50903-600	HOSE (5X9X600)	1	L:600->40
27	13625-94300	CAP, CHOKE ROD GUIDE	1	
28	09250-16008	PLUG (OD:24)	1	EMG SW HOLE
29	63625-94300	CAP, THROTTLE CABLE	1	

FIG.62

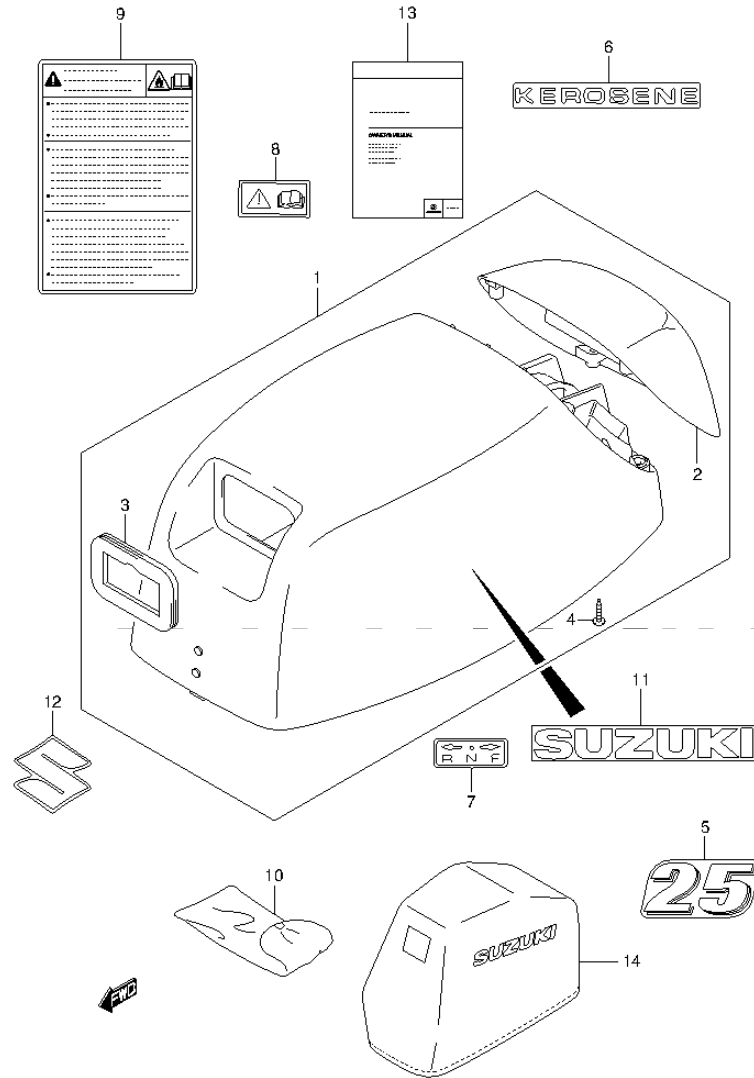


FIG.62 (1-G-4) ENGINE COVER (DT25K P36)

REF NO.	PART NO.	DESCRIPTION	Q'TY	REMARKS
1	61400-91L10-OEP	COVER SET, ENGINE	1	
2	61431-91L00-OEP	.HANDLE, TILT UP	1	
3	61622-91L00	.RUBBER, RECOIL STARTER SEAL	1	
4	03542-06169	.SCREW	4	
5	61435-963A1	MARK, EMBLEM REAR	1	
6	61449-93921	MARK, KEROSENE	1	
7	21131-94J00	MARK, CLUTCH SHIFT	1	
8	69712-93E10	LABEL, CAUTION	1	
9	61458-89L00	LABEL, ENGINE COVER	1	
10	59800-90L00	TOOL ASSY	1	
11	61441-91L00	MARK, SUZUKI	2	
12	68111-99J00	EMBLEM, "S"	1	
13	99011-91L30-063	MANUAL, OWNER'S	1	
14	68110-88L00	COVER, WEATHER	1	OPT



FIG.63

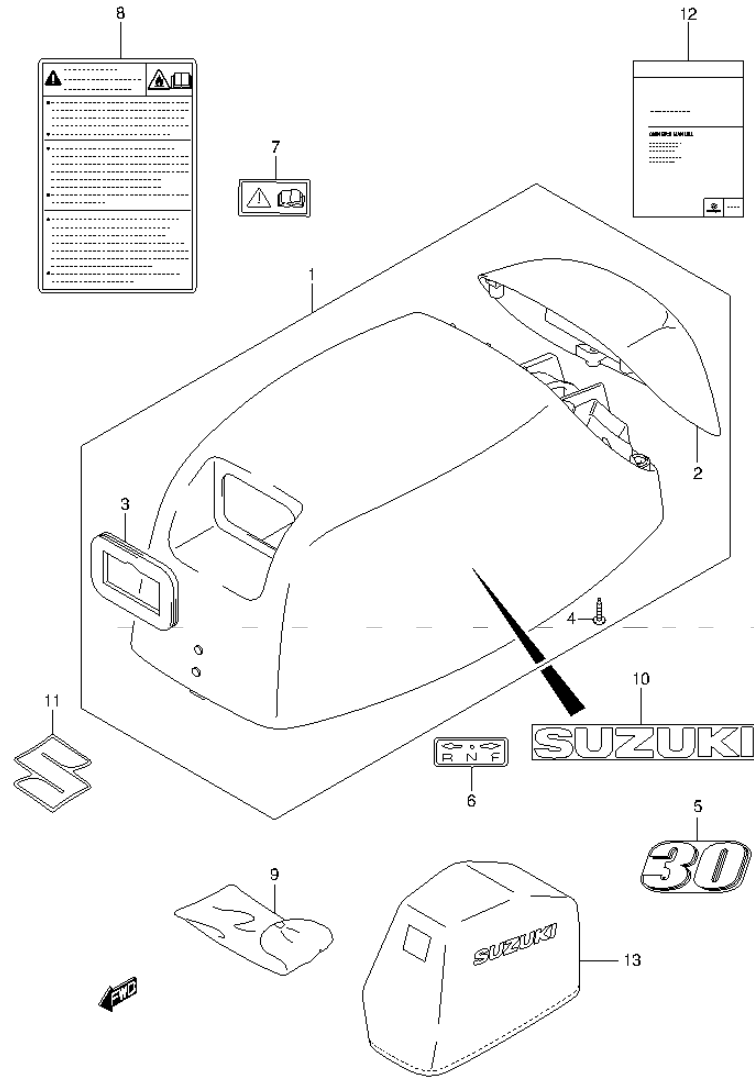


FIG.63 (1-G-5) ENGINE COVER (DT30 P40)

REF NO.	PART NO.	DESCRIPTION	Q'TY	REMARKS
1	61400-91L10-0EP	COVER SET, ENGINE	1	
2	61431-91L00-0EP	.HANDLE, TILT UP	1	
3	61622-91L00	.RUBBER, RECOIL STARTER SEAL	1	
4	03542-06169	.SCREW	4	
5	61435-963B1	MARK, EMBLEM REAR	1	
6	21131-94J00	MARK, CLUTCH SHIFT	1	
7	69712-93E10	LABEL, CAUTION	1	
8	61458-89L00	LABEL, ENGINE COVER	1	
9	59800-90L00	TOOL ASSY	1	
10	61441-91L00	MARK, SUZUKI	2	
11	68111-99J00	EMBLEM, "S"	1	
12	99011-91L20-063	MANUAL, OWNER'S	1	
13	68110-88L00	COVER, WEATHER	1	OPT

FIG.64

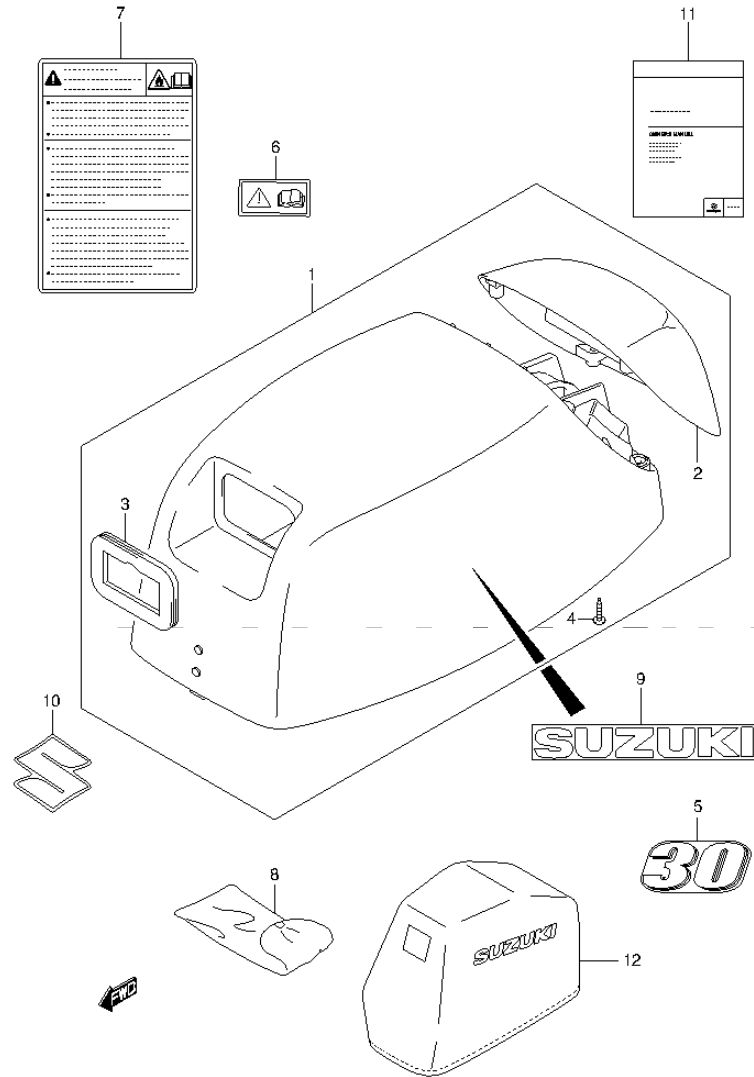


FIG.64 (1-G-6) ENGINE COVER (DT30R P40)

REF NO.	PART NO.	DESCRIPTION	Q'TY	REMARKS
1	61400-91L10-0EP	COVER SET, ENGINE	1	
2	61431-91L00-0EP	.HANDLE, TILT UP	1	
3	61622-91L00	.RUBBER, RECOIL STARTER SEAL	1	
4	03542-06169	.SCREW	4	
5	61435-963B1	MARK, EMBLEM REAR	1	
6	69712-93E10	LABEL, CAUTION	1	
7	61458-89L00	LABEL, ENGINE COVER	1	
8	59800-90L00	TOOL ASSY	1	
9	61441-91L00	MARK, SUZUKI	2	
10	68111-99J00	EMBLEM, "S"	1	
11	99011-91L20-063	MANUAL, OWNER'S	1	
12	68110-88L00	COVER, WEATHER	1	OPT

FIG.65

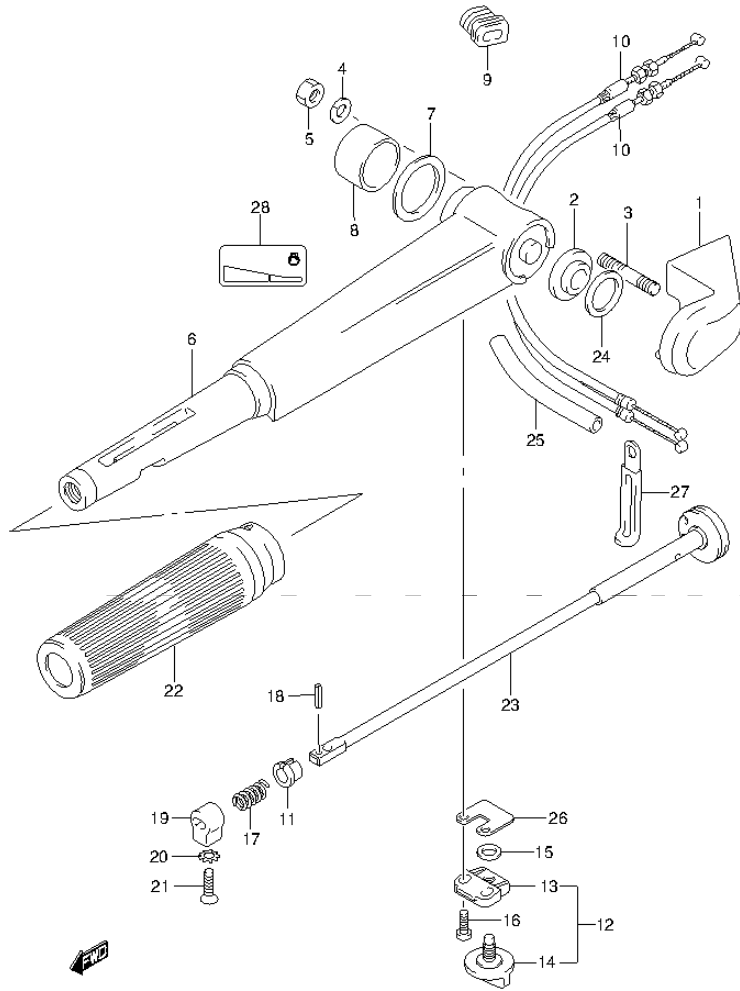


FIG.65 (1-G-7) TILLER HANDLE (DT25K P36)

REF NO.	PART NO.	DESCRIPTION	Q'TY	REMARKS
1	63121-91L00-OEP	COVER, TILLER HANDLE	1	
2	63114-94300	SPACER, HANDLE COVER	1	
3	09108-08300	STUD BOLT	2	
4	29162-93J10	LOCK WASHER (8.2X15.4X2.0)	2	
5	09140-08023-XC0	NUT	2	
6	63111-91L00-OEP	HANDLE, TILLER	1	
7	63115-96310	SPACER	1	
8	63116-96301	BUSH, TILLER HANDLE	1	
9	63625-96300	GROMMET	1	
10	63610-91L00	CABLE, THROTTLE	2	
11	63225-93200	BUSH, HANDLE ROD	1	
12	63240-94J10	ADJUSTER SET, HANDLE GRIP	1	
13	63241-986B0	SUPPORT, HANDLE ROD	1	
14	63244-94J00	KNOB, THROTTLE ADJUSTER	1	
15	09148-06008	NUT	1	
16	09136-05041	SCREW (5X20)	2	
17	09440-12027	SPRING	1	
18	09205-03038	SPRING PIN (3X14)	1	
19	63223-92D00	STOPPER, HANDLE ROD	1	
20	09163-06001	LOCK WASHER	1	
21	09126-06015	SCREW (6X23)	1	
22	63210-93E30	GRIP, HANDLE	1	
23	63220-91L00	ROD, HANDLE	1	
24-1	63118-94300	SHIM (0.3)	1	
24-2	63118-94310	SHIM (0.5)	1	OPT
25	18498-91J00	PROTECTOR, THROTTLE CABLE	1	
26	63225-94J00	PLATE, HANDLE ROD ADJUSTER	1	
27	29404-93J10	CLAMP, THROTTLE CABLE	1	
28	69714-94J00	MARK, ENGINE START	1	

FIG.66

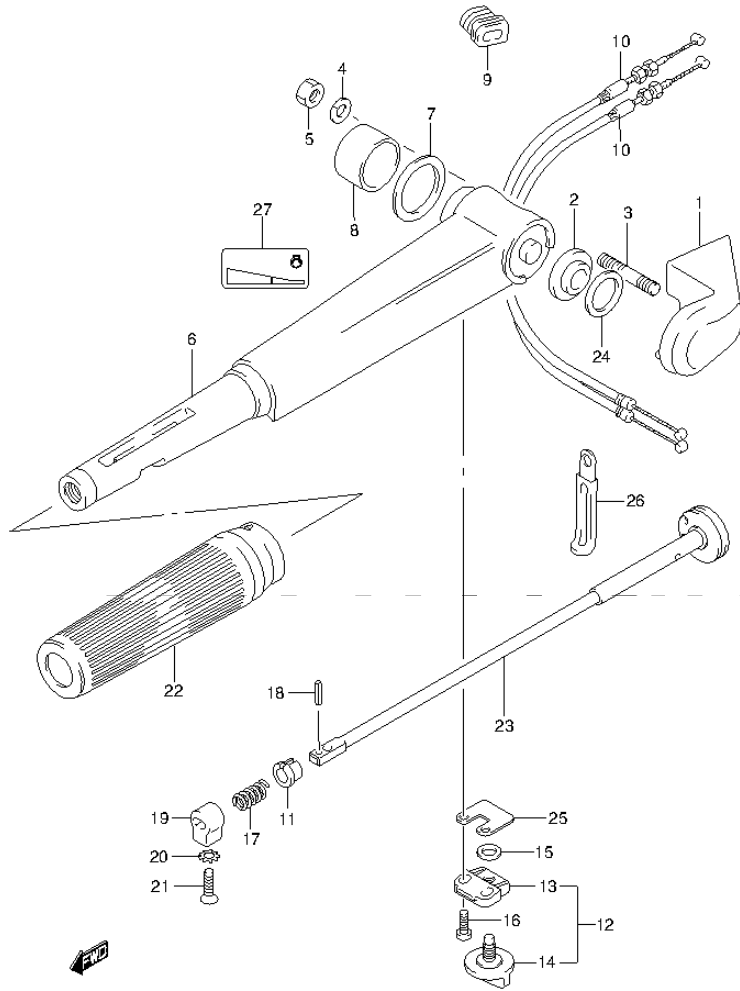


FIG.66 (1-G-8) TILLER HANDLE (DT30 P40)

REF NO.	PART NO.	DESCRIPTION	Q'TY	REMARKS
1	63121-91L00-OEP	COVER, TILLER HANDLE	1	
2	63114-94300	SPACER, HANDLE COVER	1	
3	09108-08300	STUD BOLT	2	
4	29162-93J10	LOCK WASHER (8.2X15.4X2.0)	2	
5	09140-08023-XC0	NUT	2	
6	63111-91L00-OEP	HANDLE, TILLER	1	
7	63115-96310	SPACER	1	
8	63116-96301	BUSH, TILLER HANDLE	1	
9	63625-96300	GROMMET	1	
10	63610-91L00	CABLE, THROTTLE	2	
11	63225-93200	BUSH, HANDLE ROD	1	
12	63240-94J10	ADJUSTER SET, HANDLE GRIP	1	
13	63241-986B0	SUPPORT, HANDLE ROD	1	
14	63244-94J00	KNOB, THROTTLE ADJUSTER	1	
15	09148-06008	NUT	1	
16	09136-05041	SCREW (5X20)	2	
17	09440-12027	SPRING	1	
18	09205-03038	SPRING PIN (3X14)	1	
19	63223-92D00	STOPPER, HANDLE ROD	1	
20	09163-06001	LOCK WASHER	1	
21	09126-06015	SCREW (6X23)	1	
22	63210-93E30	GRIP, HANDLE	1	
23	63220-91L00	ROD, HANDLE	1	
24-1	63118-94300	SHIM (0.3)	1	
24-2	63118-94310	SHIM (0.5)	1	OPT
25	63225-94J00	PLATE, HANDLE ROD ADJUSTER	1	
26	29404-93J10	CLAMP, THROTTLE CABLE	1	
27	69714-94J00	MARK, ENGINE START	1	

FIG.67

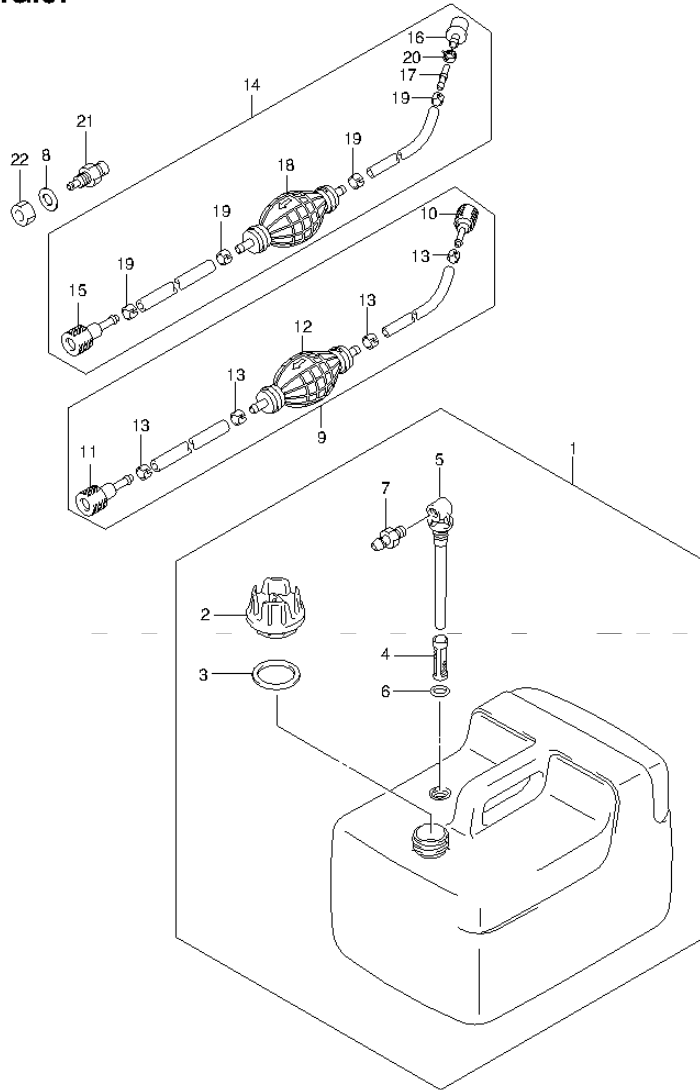


FIG.67 (1-G-9) FUEL TANK (RESIN, 12L) (DT25K P36)

REF NO.	PART NO.	DESCRIPTION	Q'TY	REMARKS
1	65000-99100	TANK ASSY, FUEL (12L)	1	
2	65520-99100	.CAP ASSY, FUEL TANK	1	
3	65561-95D00	.GASKET, TANK CAP	1	
4	65831-95D00	.FILTER, OUTLET	1	
5	65890-99100	.OUTLET ASSY	1	
6	65892-95D00	.O RING	1	
7	65740-99100	.PLUG, FUEL CONNECTOR	1	
8	09160-12066	WASHER (12.5X22X2.5)	1	
9	65700-95D04	HOSE, FUEL	1	FOR GASOLINE
10	65750-98505	.SOCKET, FUEL HOSE (IN)	1	
11	65750-95500	.SOCKET, FUEL HOSE (OUT)	1	
12	65770-99J01	.PUMP, SQUEEZE	1	
13	65781-98500	.CLIP	4	
14	65700-94416	HOSE, FUEL	1	FOR GASOLINE
15	65750-95500	.SOCKET, FUEL HOSE	1	
16	65830-95500	.FILTER ASSY, FUEL HOSE	1	
17	65842-94401	.TUBE	1	
18	65770-90J11	.PUMP, SQUEEZE	1	
19	65781-98500	.CLIP	4	
20	09401-10412	.CLIP	1	
21	65720-95512	PLUG, FUEL CONNECTOR	1	FOR GASOLINE
22	65761-91L00	NUT, FUEL CONNECTOR PLUG	1	FOR GASOLINE

FIG.68

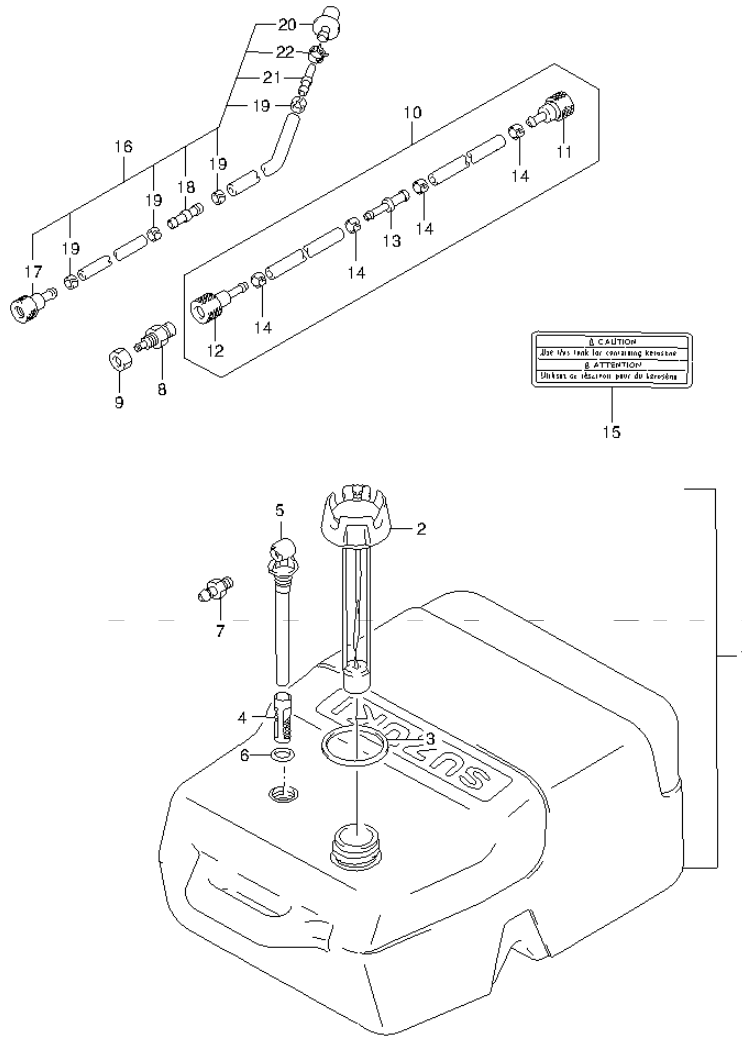


FIG.68 (1-G-10) FUEL TANK (RESIN, 25L) (DT25K P36)

REF NO.	PART NO.	DESCRIPTION	Q'TY	REMARKS
1	65000-95D01	TANK ASSY, FUEL (25L)	1	
2	65520-95D00	.CAP ASSY, FUEL TANK	1	
3	65561-95D00	.GASKET, TANK CAP	1	
4	65831-95D00	.FILTER, OUTLET	1	
5	65890-95D00	.OUTLET ASSY	1	
6	65892-95D00	.O RING, OUTLET	1	
7	65740-95D01	.PLUG, FUEL CONNECTOR	1	
8	65720-985L0	PLUG, FUEL CONNECTOR	1	FOR KEROSENE
9	09140-10032	NUT	1	FOR KEROSENE
10	65700-96362	HOSE, FUEL	1	FOR KEROSENE
11	65750-95500	.SOCKET (IN)	1	
12	65750-98505	.SOCKET (OUT)	1	
13	65779-93900	UNION	1	
14	65781-98500	.CLIP	4	
15	65318-93910	MARK, KEROSENE CAUTION	1	
16	65700-94424	HOSE, FUEL	1	FOR KEROSENE
17	65750-98505	.SOCKET, FUEL HOSE	1	
18	65779-93900	.UNION, FUEL HOSE	1	
19	65781-98500	.CLIP	4	
20	65830-95500	.FILTER	1	
21	65842-94401	.TUBE	1	
22	09401-10412	.CLIP	1	

FIG.69

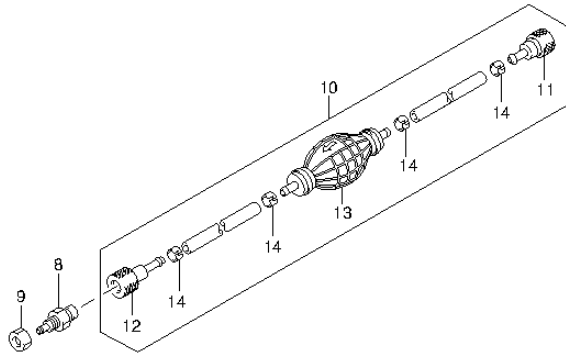


FIG.69 (1-G-11) FUEL TANK (RESIN, 25L) (DT30 P40)

REF NO.	PART NO.	DESCRIPTION	Q'TY	REMARKS
1	65000-95D01	TANK ASSY, FUEL (25L)	1	
2	65520-95D00	.CAP ASSY, FUEL TANK	1	
3	65561-95D00	.GASKET, TANK CAP	1	
4	65831-95D00	.FILTER, OUTLET	1	
5	65890-95D00	.OUTLET ASSY	1	
6	65892-95D00	.O RING, OUTLET	1	
7	65740-95D01	.PLUG, FUEL CONNECTOR	1	
8	65720-985L0	PLUG, FUEL CONNECTOR	1	
9	09140-10032	NUT	1	
10	65700-87DA1	HOSE, FUEL	1	
11	65750-95500	.SOCKET, FUEL HOSE (IN)	1	
12	65750-98505	.SOCKET, FUEL HOSE (OUT)	1	
13	65770-90L01	.PUMP, SQUEEZE	1	
14	65781-98500	.CLIP	4	

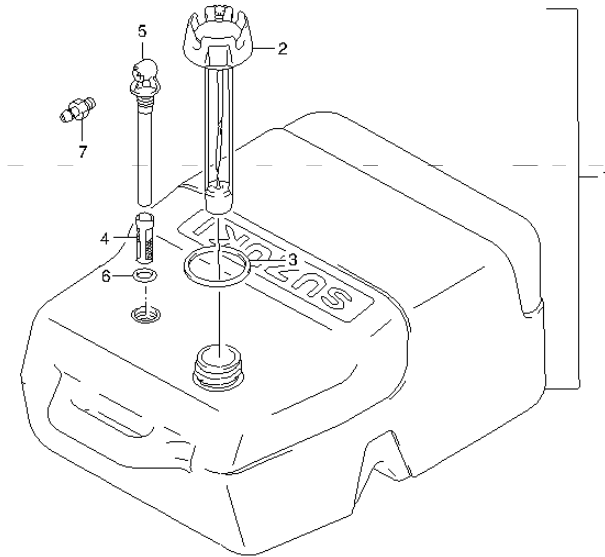


FIG.70

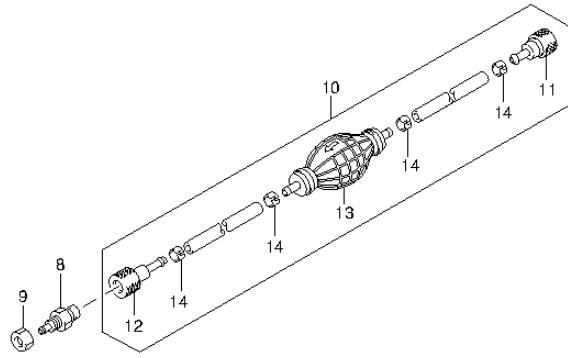
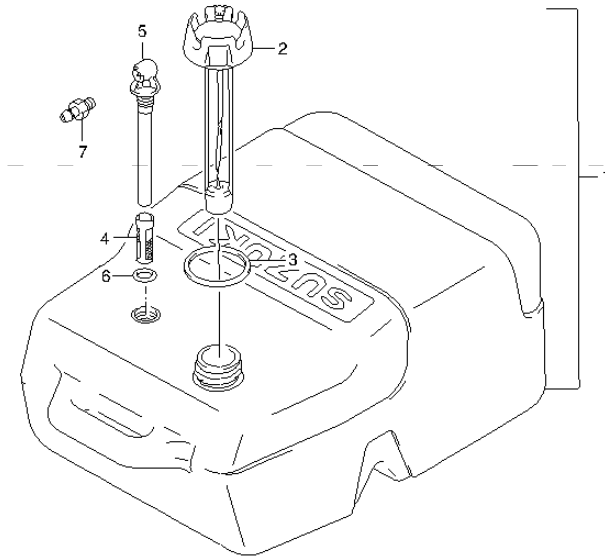


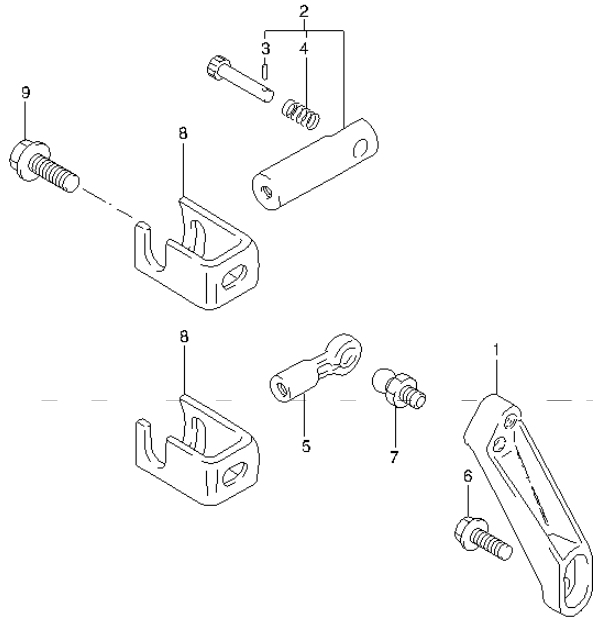
FIG.70 (1-G-12) FUEL TANK (RESIN, 25L) (DT30R P40)

REF NO.	PART NO.	DESCRIPTION	Q'TY	REMARKS
1	65000-95D01	TANK ASSY, FUEL (25L)	1	
2	65520-95D00	.CAP ASSY, FUEL TANK	1	
3	65561-95D00	.GASKET, TANK CAP	1	
4	65831-95D00	.FILTER, OUTLET	1	
5	65890-95D00	.OUTLET ASSY	1	
6	65892-95D00	.O RING, OUTLET	1	
7	65740-95D01	.PLUG, FUEL CONNECTOR	1	
8	65720-985L0	PLUG, FUEL CONNECTOR	1	
9	09140-10032	NUT	1	
10	65700-87DA1	HOSE, FUEL	1	
11	65750-95500	.SOCKET, FUEL HOSE (IN)	1	
12	65750-98505	.SOCKET, FUEL HOSE (OUT)	1	
13	65770-90L01	.PUMP, SQUEEZE	1	
14	65781-98500	.CLIP	4	





**FIG.71**



**FIG.71 (1-G-13) REMOCON PARTS (DT30R P40)**

REF NO.	PART NO.	DESCRIPTION	Q'TY	REMARKS
1	67414-94301-0EP	LEVER, REMOCON SWITCH	1	
2	67440-93701	GUIDE, CLUTCH CABLE	1	
3	09205-02006	.SPRING PIN (2X12)	1	
4	09440-09042	.SPRING	1	
5	67466-95200	GUIDE, THROTTLE CABLE	1	
6	09116-06225	BOLT (6X15)	1	
7	09119-06047	PIVOT	1	
8	67341-94302	HOLDER, REMOCON CABLE	2	
9	09116-06225	BOLT (6X15)	2	

FIG.72

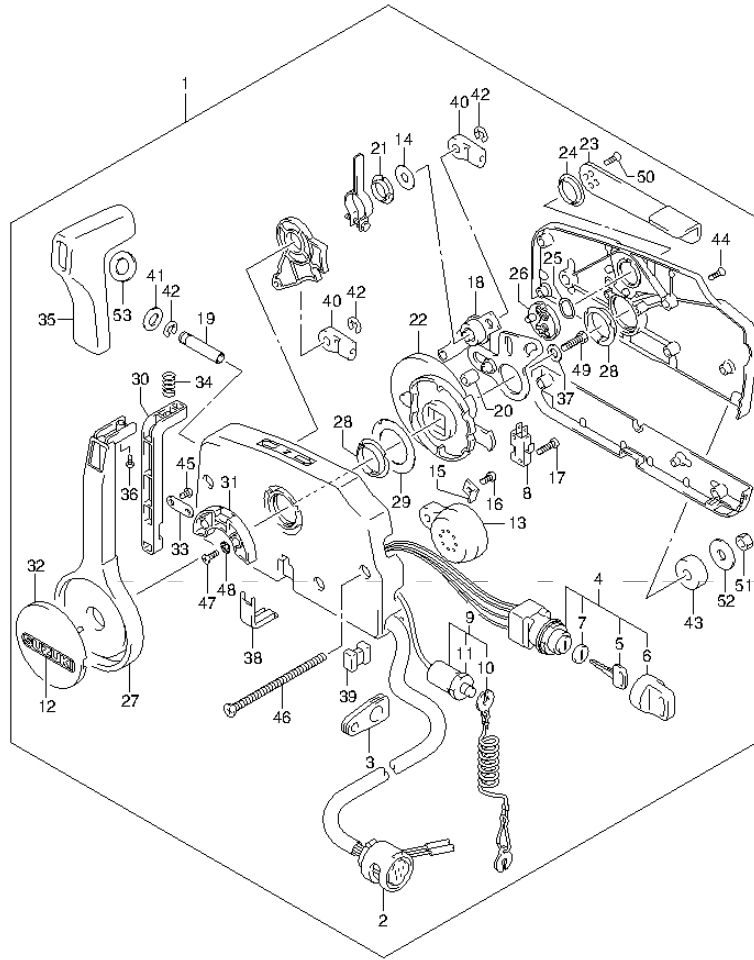


FIG.72 (1-G-14) REMOTE CONTROL (DT30R P40)

REF NO.	PART NO.	DESCRIPTION	Q'TY	REMARKS
1	67200-97E44	REMOTE CONTROL ASSY	1	
2	36620-95D10	..WIRE ASSY, REMOCON	1	
3	36628-92E00	..GROMMET	1	
4	37110-99E01	..SWITCH ASSY, IGNITION	1	
5-1	37141-99E00	..KEY (931)	1	
5-2	37141-99E10	..KEY (932)	1	
5-3	37141-99E20	..KEY (933)	1	
5-4	37141-99E30	..KEY (934)	1	
5-5	37141-99E40	..KEY (935)	1	
5-6	37141-99E50	..KEY (936)	1	
5-7	37141-99E60	..KEY (937)	1	
5-8	37141-99E70	..KEY (938)	1	
5-9	37141-99E80	..KEY (939)	1	
5-10	37141-99E90	..KEY (940)	1	
5-11	37141-99EA0	..KEY (941)	1	
5-12	37141-99EB0	..KEY (942)	1	
6	37143-99E00	..CAP, KEY	1	
7	37149-93J00	..CAP, CYLINDER BODY	1	
8	37721-94600	..SWITCH, NEUTRAL	1	
9	37820-92E03	..SWITCH ASSY, EMERGENCY	1	
10	37823-92E01	..PLATE	1	
11	37826-92E00	..NUT	1	
12	68165-16B00-13L	..EMBLEM, SUZUKI (SILVER)	1	
13	38500-92X50	..BUZZER, WARNING	1	
14	67212-95600	..WASHER	1	
15	67213-92E00	..BRACKET, BUZZER	1	
16	09125-05042	..SCREW (5X10)	1	
17	67296-92E10	..SCREW, BUZZER BRKT	2	

FIG.72

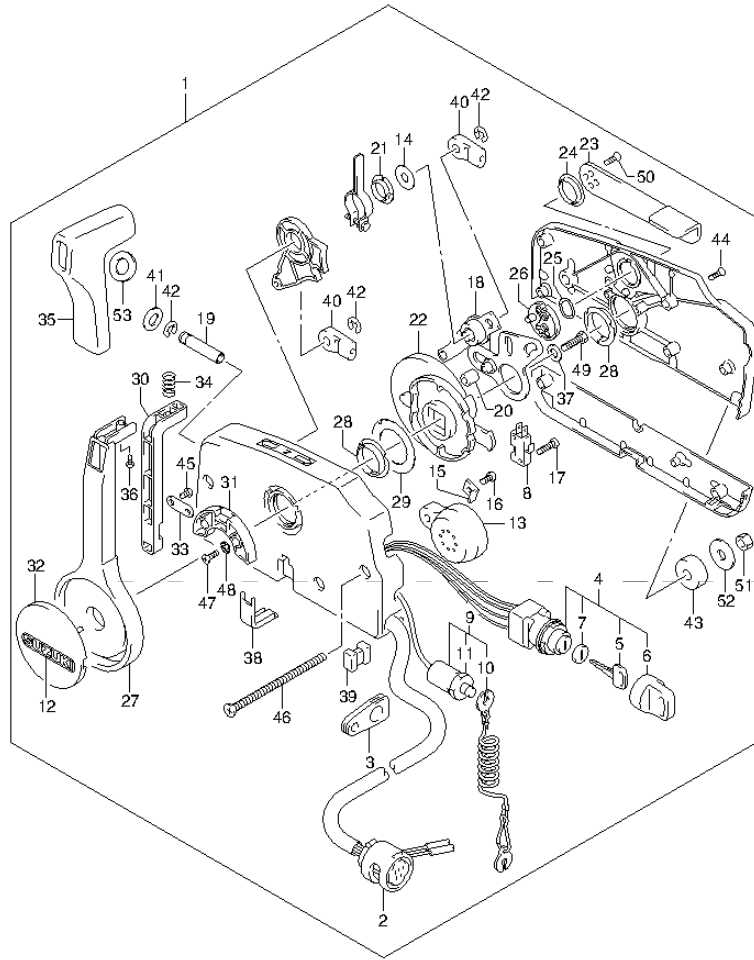


FIG.72 (1-G-15) REMOTE CONTROL (DT30R P40)

REF NO.	PART NO.	DESCRIPTION	Q'TY	REMARKS
18	67220-95620	.PLATE ASSY	1	
19	67223-99E10	.KNOB, BRAKE ADJUST	1	
20	67229-95600	.ROLLER	1	
21	67232-95600	.BUSH	1	
22	67238-87D00	.GEAR, DRIVE	1	
23	67241-99E10	.LEVER, FREE THROTTLE	1	
24	67243-95600	.BUSH	1	
25	67244-95600	.WAVE WASHER	1	
26	67245-95600	.DRUM, FREE THROTTLE	1	
27	67251-99E10	.LEVER, HANDLE	1	
28	67252-95600	.BUSH	2	
29	67253-95600	.WASHER	1	
30	67255-99E00	.ARM, LOCK	1	
31	67256-95600	.HOLDER, NEUT LOCK	1	
32	67257-99E00	.CAP, LEVER	1	
33	67258-99E00	.BRACKET	1	
34	67259-87D00	.SPRING, NEUTRAL ARM	1	
35	67261-99E00	.GRIP	1	
36	67296-94310	.SCREW, BUZZER BRKT	1	
37	67264-95600	.WASHER	1	
38	67267-93J00	.COVER, WIRE	1	
39	67273-95600	.SPACER	1	
40	67275-95600	.END, CABLE	2	
41	67288-92E00	.WASHER	1	
42	67292-94300	.E RING	3	
43	67294-95600	.SPACER	3	
44	67296-90J00	.SCREW, COVER	5	
45	67296-94300	.SCREW	2	
46	67296-95600	.SCREW	3	
47	67296-95610	.SCREW	2	
48	67297-95600	.WASHER	2	

FIG.72

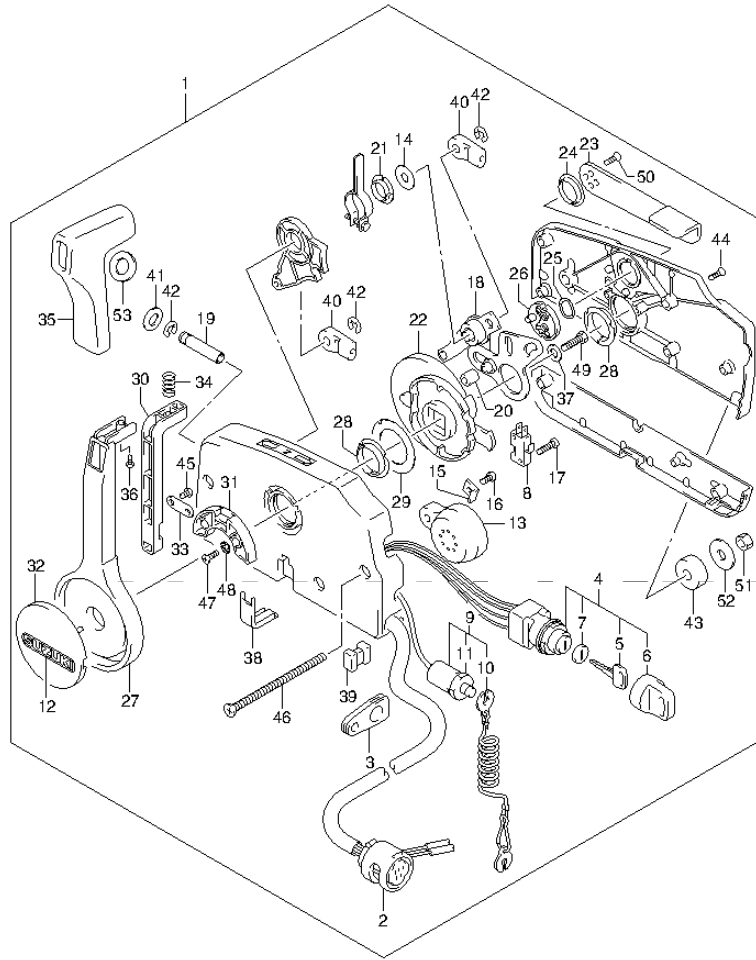
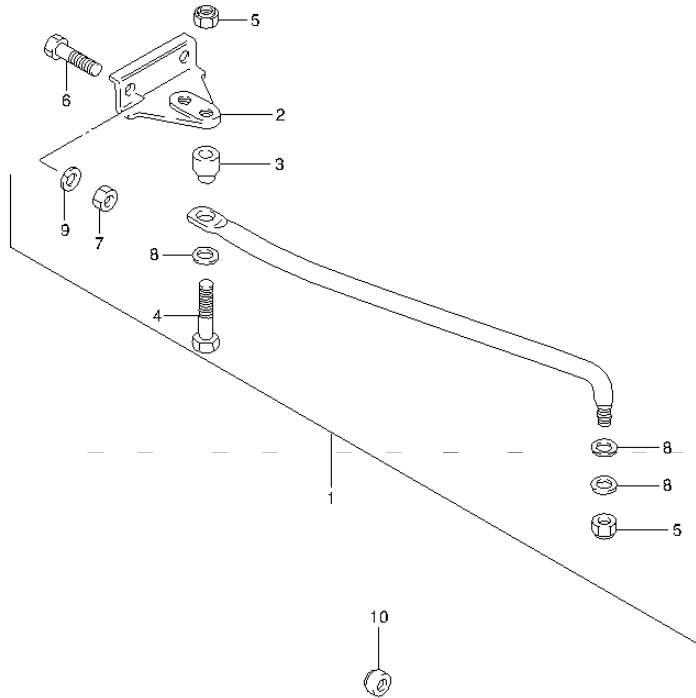


FIG.72 (1-H-2) REMOTE CONTROL (DT30R P40)

REF NO.	PART NO.	DESCRIPTION	Q'TY	REMARKS
49	09100-08232	.BOLT (8X30)	1	
50	09126-05003	.SCREW (5X12)	2	
51	09140-06020	.NUT	3	
52	09160-06104	.WASHER (6.5X24X2)	3	
53	37859-90J00	.SPACER	1	

**FIG.73**



**FIG.73 (1-H-3) DRAG LINK (DT30R P40)**

REF NO.	PART NO.	DESCRIPTION	Q'TY	REMARKS
1	67701-94420	DRAG LINK ASSY	1	
2	43755-96320	.ATTACHMENT, STEERING BRACKET	1	
3	67721-94310	.SPACER	1	
4	67725-99E10	.BOLT	1	
5	67726-99E00	.NUT	2	
6	29101-93J00	.BOLT	2	
7	09140-08023-XC0	.NUT	2	
8	67728-99E00	.WASHER	3	
9	29162-93J10	.LOCK WASHER	2	
10	41161-94400	SEAL, STEERING CABLE	1	

FIG.74

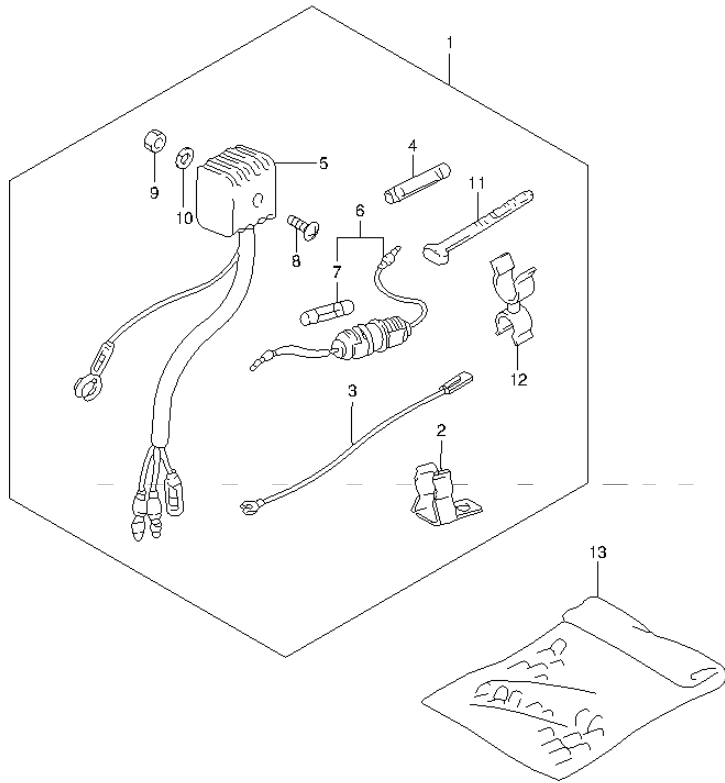


FIG.74 (1-H-4) OPT:ELECTRICAL (MANUAL STARTER) (DT25K P36)

REF NO.	PART NO.	DESCRIPTION	Q'TY	REMARKS
1	32801-96304	RECTIFIER SET	1	
2	36791-95200	.HOLDER	1	
3	37801-98300	.LEAD, WIRE	1	
4	37132-93700	.WIRE, CONNECTOR	1	
5	32800-95D01	.RECTIFIER	1	
6	36740-95253	.CASE ASSY, FUSE	1	
7	09481-20001	..FUSE (20A)	1	
8	02142-05257	.SCREW	1	
9	08310-00057	.NUT	1	
10	08321-0105A	.WASHER	1	
11	09407-14403	.CLAMP (L:125)	1	
12	09408-00045	.CLAMP	1	
13	36990-87D00	TERMINAL & SLEEVE SET	1	

FIG.75

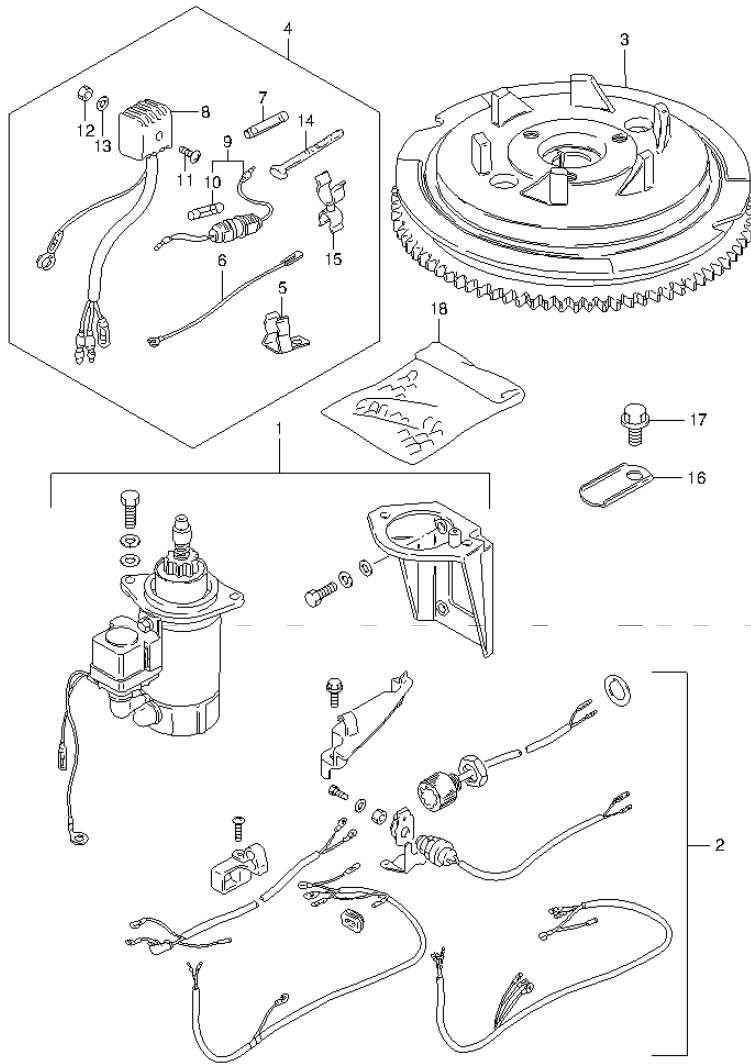


FIG.75 (1-H-5) OPT:ELECTRICAL (MANUAL STARTER) (DT30 P40)

REF NO.	PART NO.	DESCRIPTION	Q'TY	REMARKS
1	31101-96320-OEP	MOTOR SET, STARTER	1	
2	33800-96304	SWITCH, STARTER/CABLE SET	1	
3	32102-96462	FLYWHEEL	1	
4	32801-96304	RECTIFIER SET	1	
5	36791-95200	.HOLDER	1	
6	37801-98300	.LEAD, WIRE	1	
7	37132-93700	.WIRE, CONNECTOR	1	
8	32800-95D01	.RECTIFIER	1	
9	36740-95253	.CASE ASSY, FUSE	1	
10	09481-20001	..FUSE (20A)	1	
11	02142-05257	.SCREW	1	
12	08310-00057	.NUT	1	
13	08321-0105A	.WASHER	1	
14	09407-14403	.CLAMP (L:125)	1	
15	09408-00045	.CLAMP	1	
16	33815-94501	PROTECTOR, CABLE	1	
17	09103-06049	BOLT (6X12)	1	
18	36990-87D00	TERMINAL & SLEEVE SET	1	

FIG.76

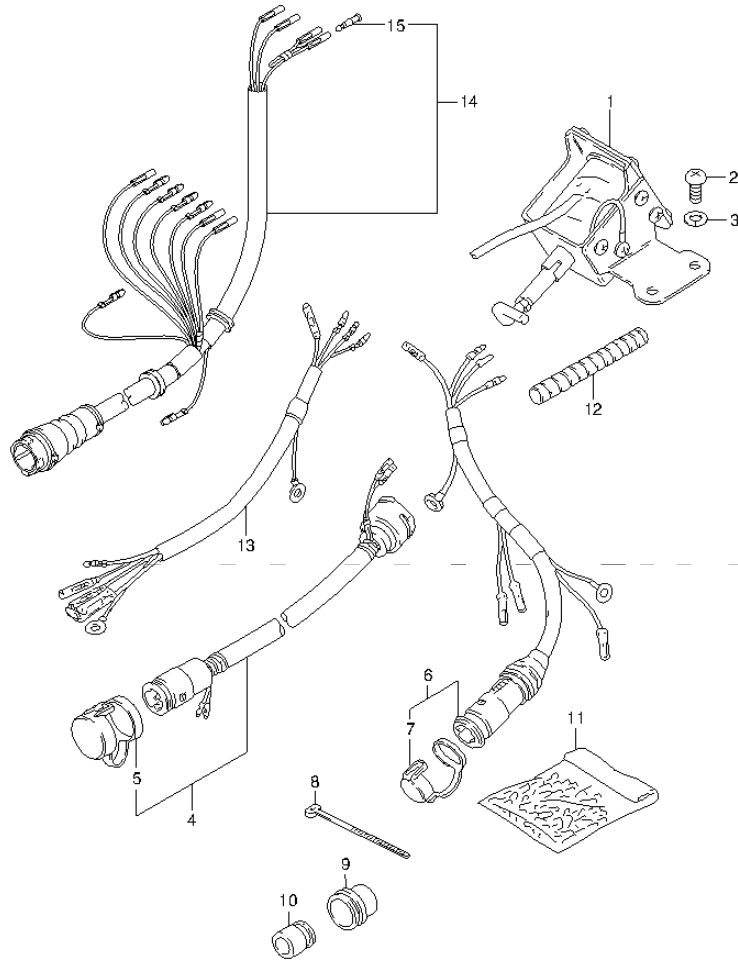


FIG.76 (1-H-6) OPT:ELECTRICAL (ELECTRIC STARTER) (DT25K P36)

REF NO.	PART NO.	DESCRIPTION	Q'TY	REMARKS
1	38600-96301	SOLENOID, CHOKE	1	
2	02112-05127	SCREW	2	
3	08321-0105A	WASHER	2	
4-1	36620-87D20	WIRING HARNESS, REMO-CON	1	L:5000
4-2	36620-95302	WIRING HARNESS, REMO-CON	1	L:2000
5	36631-94300	.CAP, REMO-CON HARNESS	1	
6	36630-96321	WIRING HARNESS, REMO-CON	1	
7	36631-94300	.CAP, REMO-CON HARNESS	1	
8	09407-25402	CLAMP (L:248)	1	
9	36612-94301	GROMMET, 1	1	
10	36613-94300	GROMMET, 2	1	
11	36990-87D00	TERMINAL & SLEEVE SET	1	
12	33833-91J00	TUBE	1	L:50
13	36630-96311	WIRING HARNESS, REMO-CON	1	
14	36620-95D00	WIRING HARNESS, REMO-CON	1	
15	36615-96300	.TERMINAL	4	



FIG.77

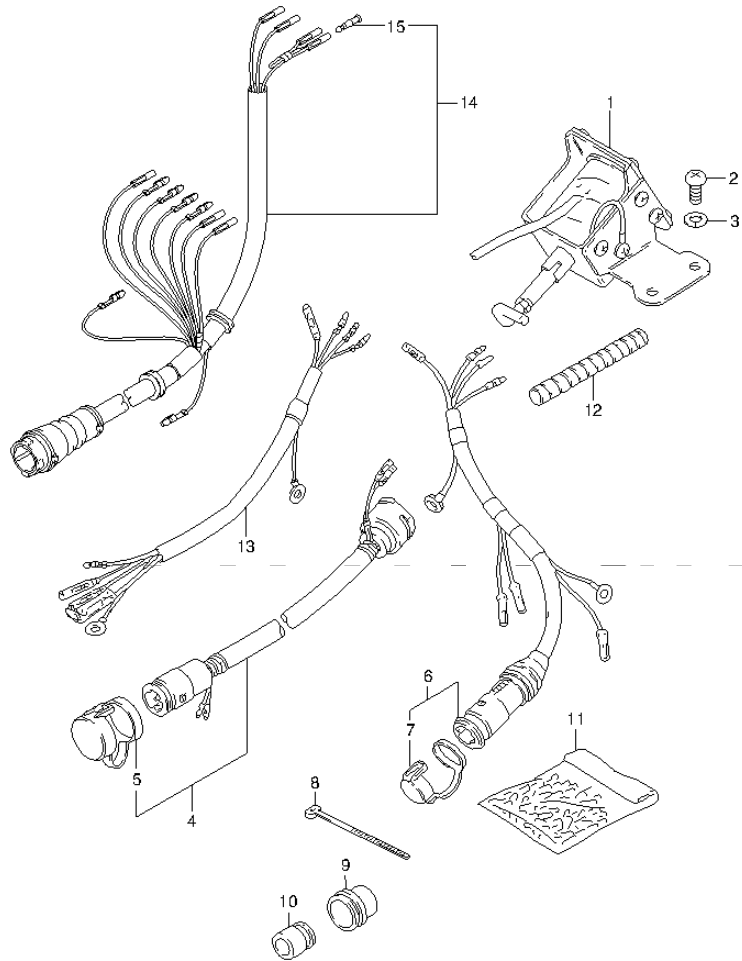


FIG.77 (1-H-7) OPT:ELECTRICAL (ELECTRIC STARTER) (DT30 P40)

REF NO.	PART NO.	DESCRIPTION	Q'TY	REMARKS
1	38600-96301	SOLENOID, CHOKE	1	
2	02112-05127	SCREW	2	
3	08321-0105A	WASHER	2	
4-1	36620-87D20	WIRING HARNESS, REMO-CON	1	L:5000
4-2	36620-95302	WIRING HARNESS, REMO-CON	1	L:2000
5	36631-94300	.CAP, REMO-CON HARNESS	1	
6	36630-96321	WIRING HARNESS, REMO-CON	1	
7	36631-94300	.CAP, REMO-CON HARNESS	1	
8	09407-25402	CLAMP (L:248)	1	
9	36612-94301	GROMMET, 1	1	
10	36613-94300	GROMMET, 2	1	
11	36990-87D00	TERMINAL & SLEEVE SET	1	
12	33833-91J00	TUBE	1	L:50
13	36630-96311	WIRING HARNESS, REMO-CON	1	
14	36620-95D00	WIRING HARNESS, REMO-CON	1	
15	36615-96300	.TERMINAL	4	

FIG.78

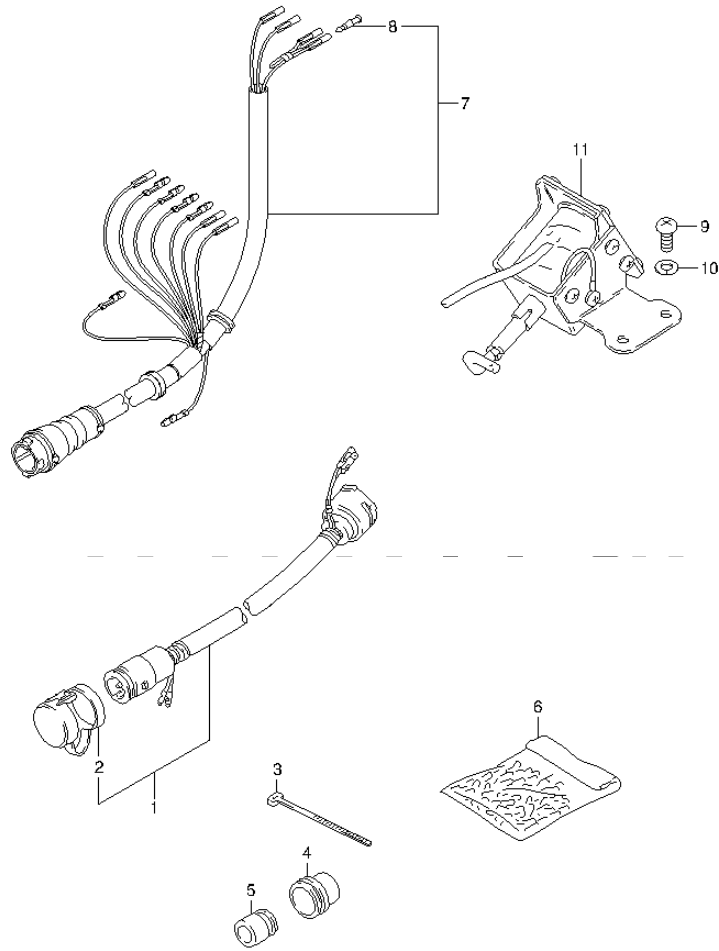


FIG.78 (1-H-8) OPT:ELECTRICAL (ELECTRIC STARTER) (DT30R P40)

REF NO.	PART NO.	DESCRIPTION	Q'TY	REMARKS
1-1	36620-87D20	WIRING HARNESS, REMO-CON	1	L:5000
1-2	36620-95302	WIRING HARNESS, REMO-CON	1	L:2000
2	36631-94300	.CAP, REMO-CON HARNESS	1	
3	09407-25402	CLAMP (L:248)	1	
4	36612-94301	GROMMET, 1	1	
5	36613-94300	GROMMET, 2	1	
6	36990-87D00	TERMINAL & SLEEVE SET	1	
7	36620-95D00	WIRING HARNESS, REMO-CON	1	
8	36615-96300	.TERMINAL	4	
9	02112-05127	SCREW	2	
10	08321-0105A	WASHER	2	
11	38600-96301	SOLENOID, CHOKE	1	

FIG.79

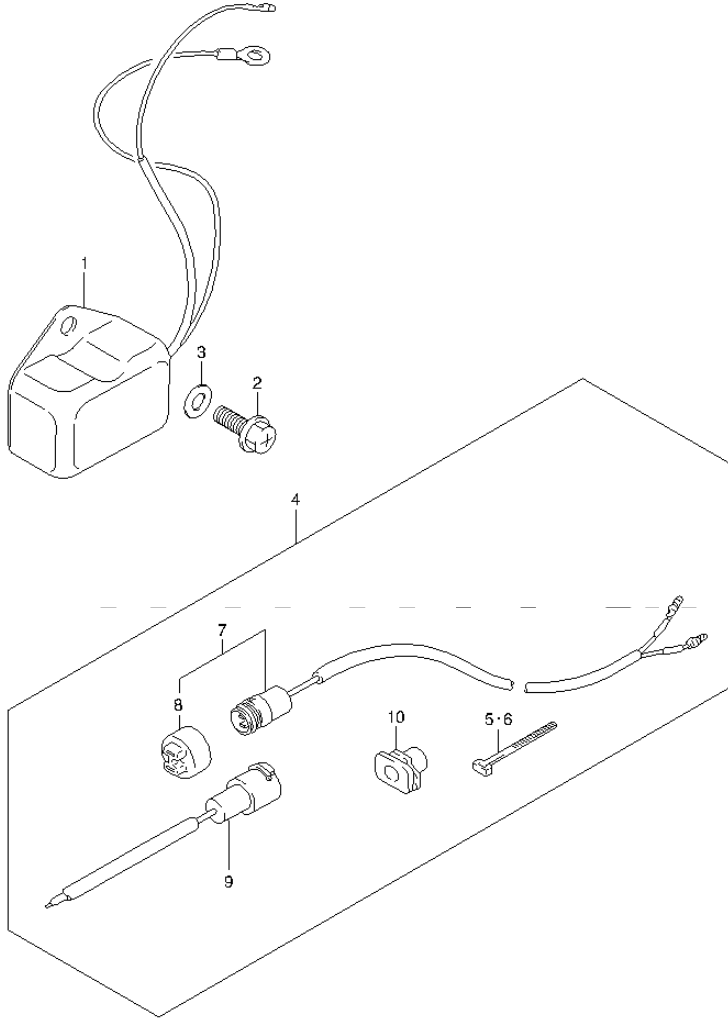
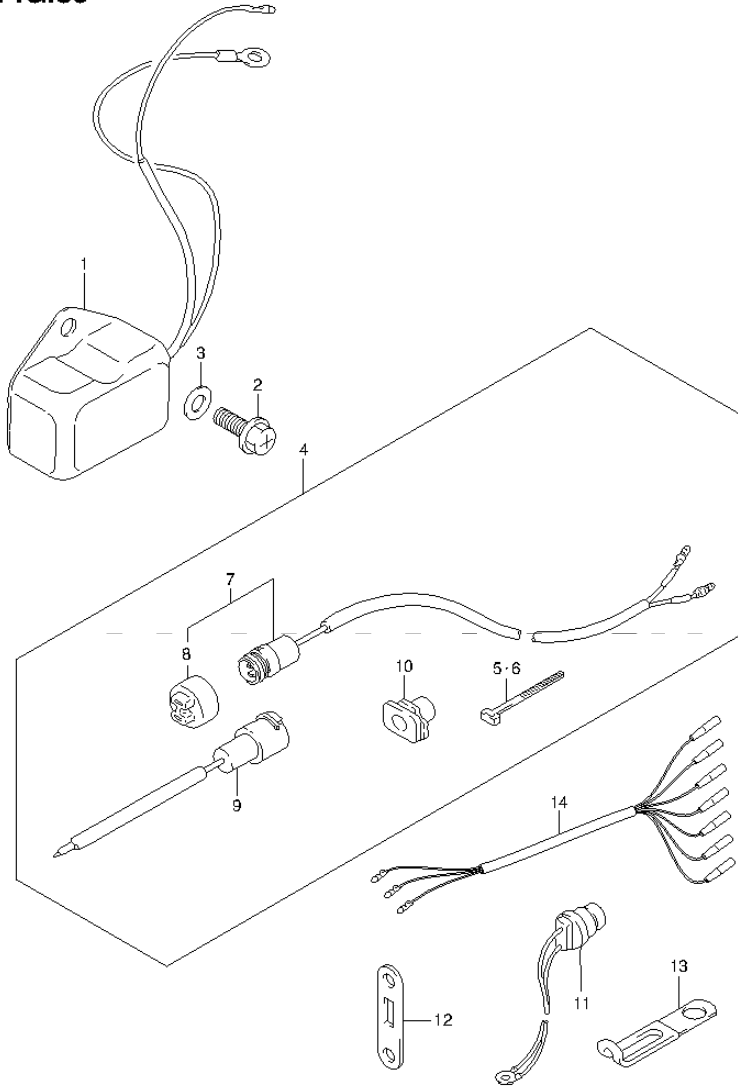


FIG.79 (1-H-9) OPT:REGULATOR (DT25K P36)

REF NO.	PART NO.	DESCRIPTION	Q'TY	REMARKS
1	32500-95722	REGULATOR, VOLTAGE	1	
2	02162-06127	SCREW	2	
3	08322-01067	WASHER	2	
4	39600-93910	RECEPTACLE SET	1	
5	09407-25402	.CLAMP (L:248)	1	
6	09407-10403	.CLAMP (L:95)	1	
7	39601-95D00	.RECEPTACLE ASSY, LIGHTING	1	
8	36634-93910	..CAP, LIGHTING RECEPTACLE	1	
9	39602-93900	.PLUG ASSY, LAMP CORD	1	
10	39603-94400	.GROMMET	1	

**FIG.80**



**FIG.80 (1-H-10) OPT:REGULATOR (DT30 P40)**

REF NO.	PART NO.	DESCRIPTION	Q'TY	REMARKS
1	32500-95722	REGULATOR, VOLTAGE	1	
2	02162-06127	SCREW	2	
3	08322-01067	WASHER	2	
4	39600-93910	RECEPTACLE SET	1	W/MANUAL STARTER
5	09407-25402	.CLAMP (L:248)	1	
6	09407-10403	.CLAMP (L:95)	1	
7	39601-95D00	.RECEPTACLE ASSY, LIGHTING	1	
8	36634-93910	.CAP, LIGHTING RECEPTACLE	1	
9	39602-93900	.PLUG ASSY, LAMP CORD	1	
10	39603-94400	.GROMMET	1	
11	34850-94700	SENSOR, HEAT	1	W/ELECTRIC STARTER
12	34853-94301	SUPPORT, HEAT SENSOR	1	W/ELECTRIC STARTER
13	09404-08205	CLAMP (L:45 T:0.6)	1	W/ELECTRIC STARTER
14	36630-92E00	WIRE ASSY, INSTRUMENT	1	W/ELECTRIC STARTER

FIG.81

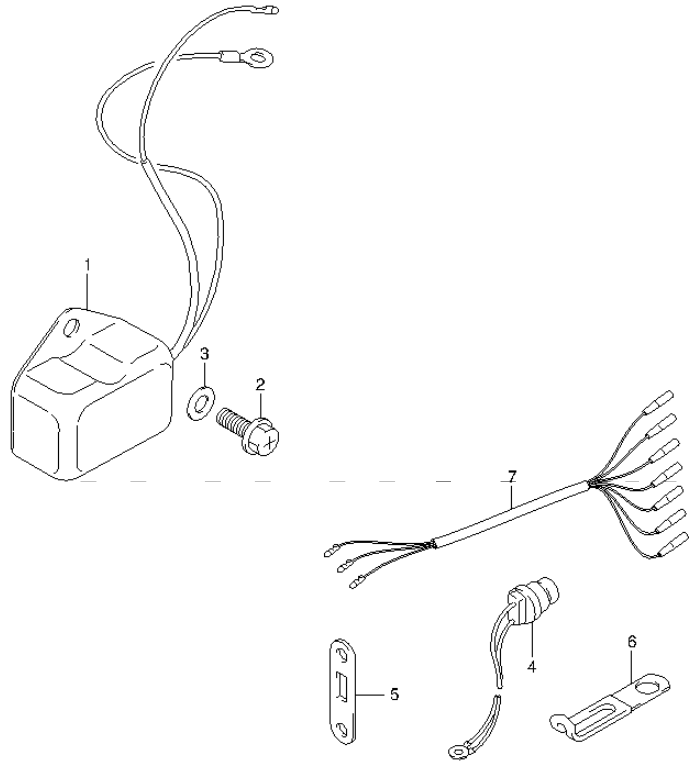


FIG.81 (1-H-11) OPT:REGULATOR (DT30R P40)

REF NO.	PART NO.	DESCRIPTION	Q'TY	REMARKS
1	32500-95722	REGULATOR, VOLTAGE	1	
2	02162-06127	SCREW	2	
3	08322-01067	WASHER	2	
4	34850-94700	SENSOR, HEAT	1	
5	34853-94301	SUPPORT, HEAT SENSOR	1	
6	09404-08205	CLAMP (L:45 T:0.6)	1	
7	36630-92E00	WIRE ASSY, INSTRUMENT	1	

FIG.82

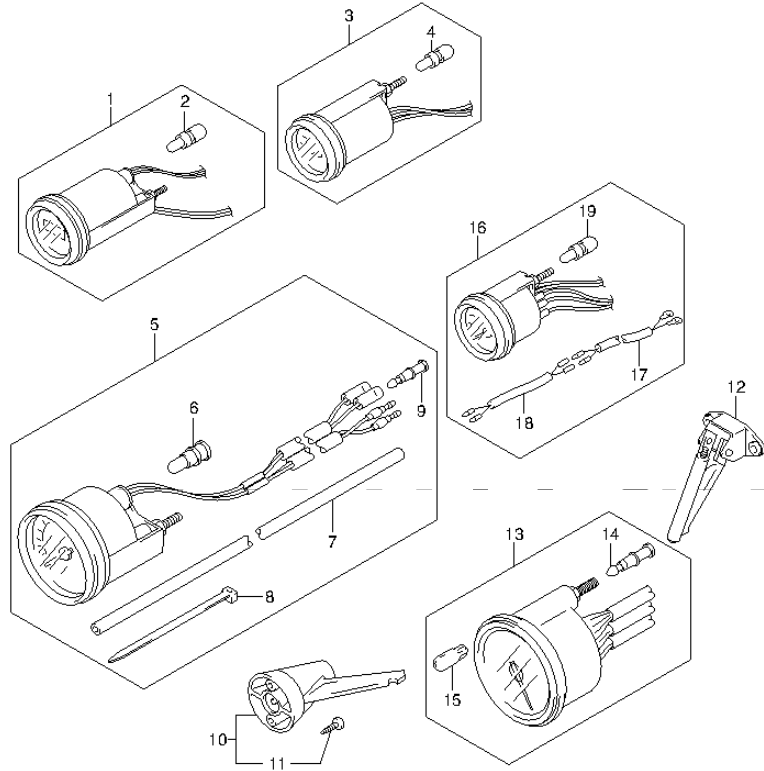


FIG.82 (1-H-12) OPT:METER (DT30 P40)

REF NO.	PART NO.	DESCRIPTION	Q'TY	REMARKS
1-1	34500-93J00	METER ASSY, HOUR	1	BLACK
1-2	34500-93J11	METER ASSY, HOUR	1	WHITE
2	09471-12103	.BULB (12V, 3W, T6.5)	1	
3-1	34600-93J00	METER ASSY, VOLTAGE	1	BLACK
3-2	34600-93J11	METER ASSY, VOLTAGE	1	WHITE
4	09471-12103	.BULB (12V, 3W, T6.5)	1	
5-1	34100-93J20	SPEEDOMETER ASSY	1	MAX 80KM/H BLACK
5-2	34100-93J31	SPEEDOMETER ASSY	1	MAX 80KM/H WHITE
5-3	34100-93J40	SPEEDOMETER ASSY	1	MAX 45KNOTS BLACK
5-4	34100-93J51	SPEEDOMETER ASSY	1	MAX 45KNOTS WHITE
6	09471-12028	.BULB (12V,3.4W)	1	
7	34191-92E00	.TUBE	1	
8	09407-14407	.CLAMP (L:145)	2	
9	36615-96300	.TERMINAL, RESIN	2	
10	34190-95500	SENDER ASSY, SPEEDOMETER	1	
11	03112-06303	.SCREW	2	
12	34190-87D00	SENDER ASSY, SPEEDOMETER	1	
13-1	34200-93J20	TACHOMETER ASSY	1	BLACK
13-2	34200-93J31	TACHOMETER ASSY	1	WKITE
14	36615-96300	.TERMINAL	4	
15	09471-12028	.BULB (12V,3.4W)	1	
16-1	34300-93J00	GAUGE ASSY, FUEL	1	BLACK
16-2	34300-93J11	GAUGE ASSY, FUEL	1	WHITE
17	34310-92E00	.LEAD, FUEL GAUGE	1	
18	34360-92E00	.ADAPTER, FUEL GAUGE	1	
19	09471-12103	.BULB (12V, 3W, T6.5)	1	

FIG.83

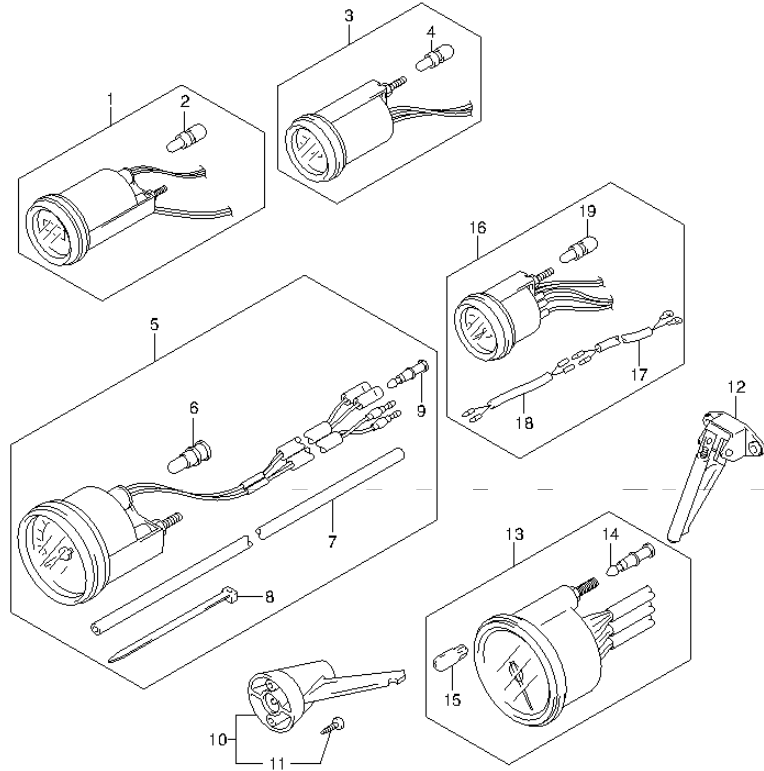


FIG.83 (1-H-13) OPT:METER (DT30R P40)

REF NO.	PART NO.	DESCRIPTION	Q'TY	REMARKS
1-1	34500-93J00	METER ASSY, HOUR	1	BLACK
1-2	34500-93J11	METER ASSY, HOUR	1	WHITE
2	09471-12103	.BULB (12V, 3W, T6.5)	1	
3-1	34600-93J00	METER ASSY, VOLTAGE	1	BLACK
3-2	34600-93J11	METER ASSY, VOLTAGE	1	WHITE
4	09471-12103	.BULB (12V, 3W, T6.5)	1	
5-1	34100-93J20	SPEEDOMETER ASSY	1	MAX 80KM/H BLACK
5-2	34100-93J31	SPEEDOMETER ASSY	1	MAX 80KM/H WHITE
5-3	34100-93J40	SPEEDOMETER ASSY	1	MAX 45KNOTS BLACK
5-4	34100-93J51	SPEEDOMETER ASSY	1	MAX 45KNOTS WHITE
6	09471-12028	.BULB (12V,3.4W)	1	
7	34191-92E00	.TUBE	1	
8	09407-14407	.CLAMP (L:145)	2	
9	36615-96300	.TERMINAL, RESIN	2	
10	34190-95500	SENDER ASSY, SPEEDOMETER	1	
11	03112-06303	.SCREW	2	
12	34190-87D00	SENDER ASSY, SPEEDOMETER	1	
13-1	34200-93J20	TACHOMETER ASSY	1	BLACK
13-2	34200-93J31	TACHOMETER ASSY	1	WKITE
14	36615-96300	.TERMINAL	4	
15	09471-12028	.BULB (12V,3.4W)	1	
16-1	34300-93J00	GAUGE ASSY, FUEL	1	BLACK
16-2	34300-93J11	GAUGE ASSY, FUEL	1	WKITE
17	34310-92E00	.LEAD, FUEL GAUGE	1	
18	34360-92E00	.ADAPTER, FUEL GAUGE	1	
19	09471-12103	.BULB (12V, 3W, T6.5)	1	

FIG.84

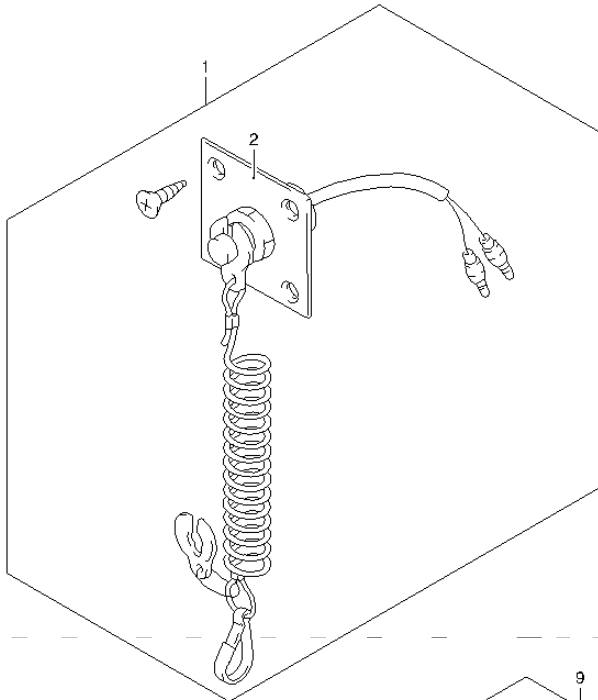


FIG.84 (1-H-14) OPT:SWITCH PANEL (DT30 P40)

REF NO.	PART NO.	DESCRIPTION	Q'TY	REMARKS
1	37803-99E03	PANEL ASSY, EMERGENCY SWITCH	1	
2	37825-99E00	.PANEL	1	
3	37100-99E00	PANEL ASSY, IGNITION SWITCH	1	
4	37139-99E00	.PANEL	1	
5	37110-99E01	.SWITCH ASSY, IGNITION		
6-1	37141-99E00	..KEY (931)		
6-2	37141-99E10	..KEY (932)		
6-3	37141-99E20	..KEY (933)		
6-4	37141-99E30	..KEY (934)		
6-5	37141-99E40	..KEY (935)		
6-6	37141-99E50	..KEY (936)		
6-7	37141-99E60	..KEY (937)		
6-8	37141-99E70	..KEY (938)		
6-9	37141-99E80	..KEY (939)		
6-10	37141-99E90	..KEY (940)		
6-11	37141-99EA0	..KEY (941)		
6-12	37141-99EB0	..KEY (942)		
7	37143-99E00	..CAP, KEY		
8	37149-93J00	..CAP, CYLINDER BODY		
9	37210-93J00	PANEL ASSY, LIGHTING SW	1	
10	37212-93J00	.PANEL	1	

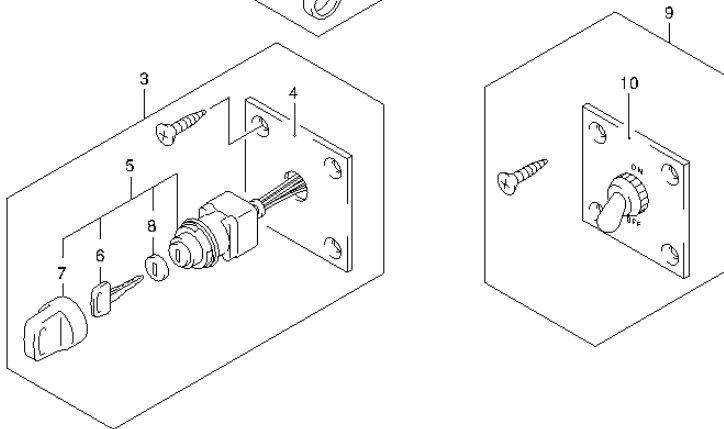




FIG.85

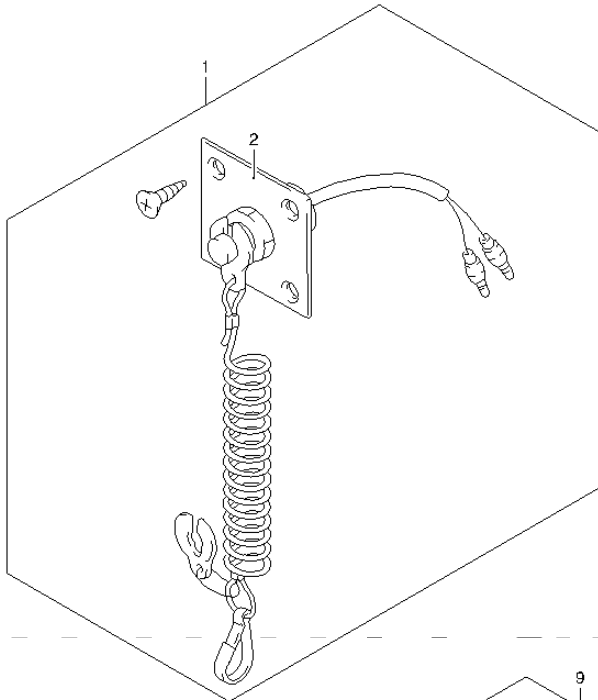


FIG.85 (1-H-15) OPT:SWITCH PANEL (DT30R P40)

REF NO.	PART NO.	DESCRIPTION	Q'TY	REMARKS
1	37803-99E03	PANEL ASSY, EMERGENCY SWITCH	1	
2	37825-99E00	.PANEL	1	
3	37100-99E00	PANEL ASSY, IGNITION SWITCH	1	
4	37139-99E00	.PANEL	1	
5	37110-99E01	.SWITCH ASSY, IGNITION		
6-1	37141-99E00	..KEY (931)		
6-2	37141-99E10	..KEY (932)		
6-3	37141-99E20	..KEY (933)		
6-4	37141-99E30	..KEY (934)		
6-5	37141-99E40	..KEY (935)		
6-6	37141-99E50	..KEY (936)		
6-7	37141-99E60	..KEY (937)		
6-8	37141-99E70	..KEY (938)		
6-9	37141-99E80	..KEY (939)		
6-10	37141-99E90	..KEY (940)		
6-11	37141-99EA0	..KEY (941)		
6-12	37141-99EB0	..KEY (942)		
7	37143-99E00	..CAP, KEY		
8	37149-93J00	..CAP, CYLINDER BODY		
9	37210-93J00	PANEL ASSY, LIGHTING SW	1	
10	37212-93J00	.PANEL	1	

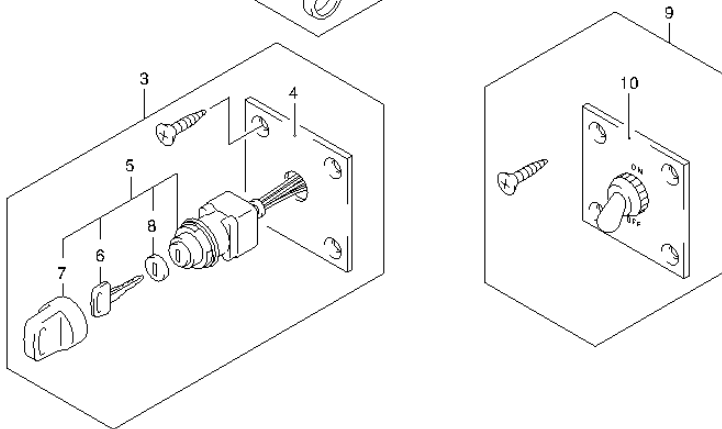


FIG.86

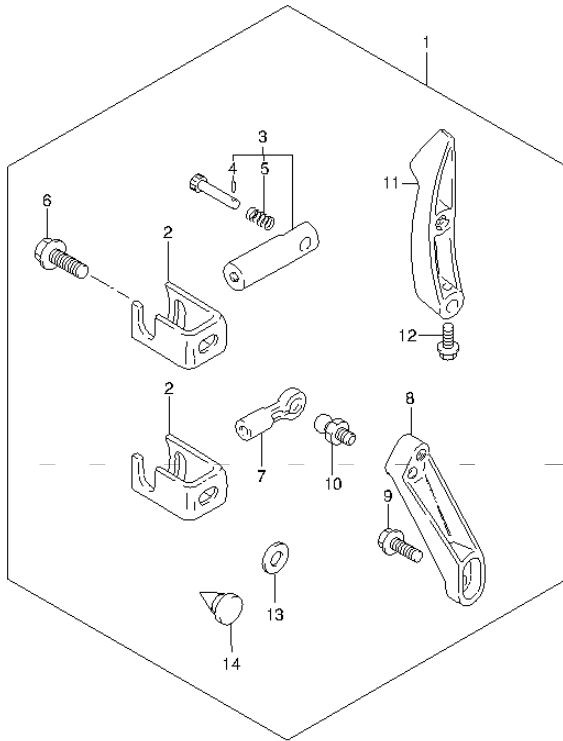


FIG.86 (1-I-2) OPT:REMOCON PARTS

REF NO.	PART NO.	DESCRIPTION	Q'TY	REMARKS
1	67130-96310-0EP	REMOTE CONTROL PARTS SET	1	
2	67341-94302	.HOLDER, REMO-CON CABLE	2	
3	67440-93701	.GUIDE, CLUTCH CABLE	1	
4	09205-02006	..SPRING PIN (2X12)	1	
5	09440-09042	..SPRING	1	
6	09116-06237	.BOLT (6X15)	2	
7	67466-95200	.CONNECTOR, REMO-CON CABLE	1	
8	67414-94301-0EP	.LEVER, REMO-CON THROTTLE	1	
9	09116-06094	.BOLT (6X15)	1	
10	09119-06047	.PIVOT	1	
11	21111-96303-0EP	.LEVER, CLUTCH	1	
12	09103-06093	.BOLT (6X20)	1	
13	09160-05024	.WASHER (5.5X16X1.5)	1	
14	09250-06012	.PLUG (OD:10)	1	

FIG.87

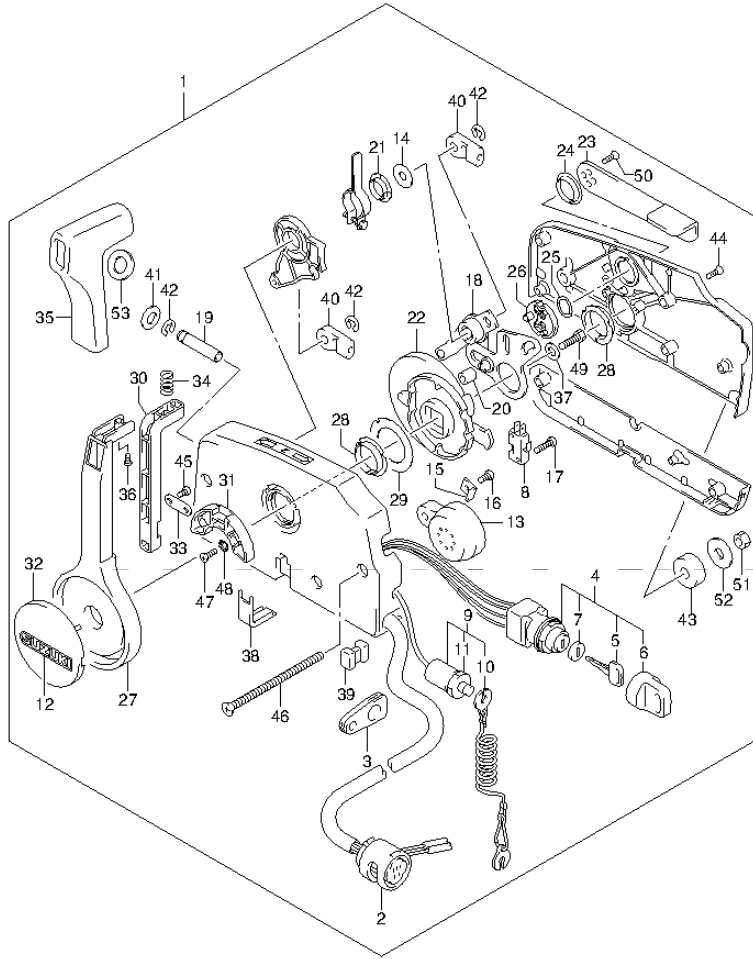


FIG.87 (1-1-3) OPT:REMOTE CONTROL (W/IGNITION SWITCH) (DT25K P36)

REF NO.	PART NO.	DESCRIPTION	Q'TY	REMARKS
1	67200-97E44	REMOTE CONTROL ASSY	1	
2	36620-95D10	..WIRE ASSY, REMOCON	1	
3	36628-92E00	..GROMMET	1	
4	37110-99E01	..SWITCH ASSY, IGNITION	1	
5-1	37141-99E00	..KEY (931)	1	
5-2	37141-99E10	..KEY (932)	1	
5-3	37141-99E20	..KEY (933)	1	
5-4	37141-99E30	..KEY (934)	1	
5-5	37141-99E40	..KEY (935)	1	
5-6	37141-99E50	..KEY (936)	1	
5-7	37141-99E60	..KEY (937)	1	
5-8	37141-99E70	..KEY (938)	1	
5-9	37141-99E80	..KEY (939)	1	
5-10	37141-99E90	..KEY (940)	1	
5-11	37141-99EA0	..KEY (941)	1	
5-12	37141-99EB0	..KEY (942)	1	
6	37143-99E00	..CAP, KEY	1	
7	37149-93J00	..CAP, CYLINDER BODY	1	
8	37721-94600	..SWITCH, NEUTRAL	1	
9	37820-92E03	..SWITCH ASSY, EMERGENCY	1	
10	37823-92E01	..PLATE	1	
11	37826-92E00	..NUT	1	
12	68165-16B00-13L	..EMBLEM, SUZUKI (SILVER)	1	
13	38500-92X50	..BUZZER, WARNING	1	
14	67212-95600	..WASHER	1	
15	67213-92E00	..BRACKET, BUZZER	1	
16	09125-05042	..SCREW (5X10)	1	
17	67296-92E10	..SCREW, BUZZER BRKT	2	
18	67220-95620	..PLATE ASSY	1	
19	67223-99E10	..KNOB, BRAKE ADJUST	1	
20	67229-95600	..ROLLER	1	
21	67232-95600	..BUSH	1	
22	67238-87D00	..GEAR, DRIVE	1	
23	67241-99E10	..LEVER, FREE THROTTLE	1	

FIG.87

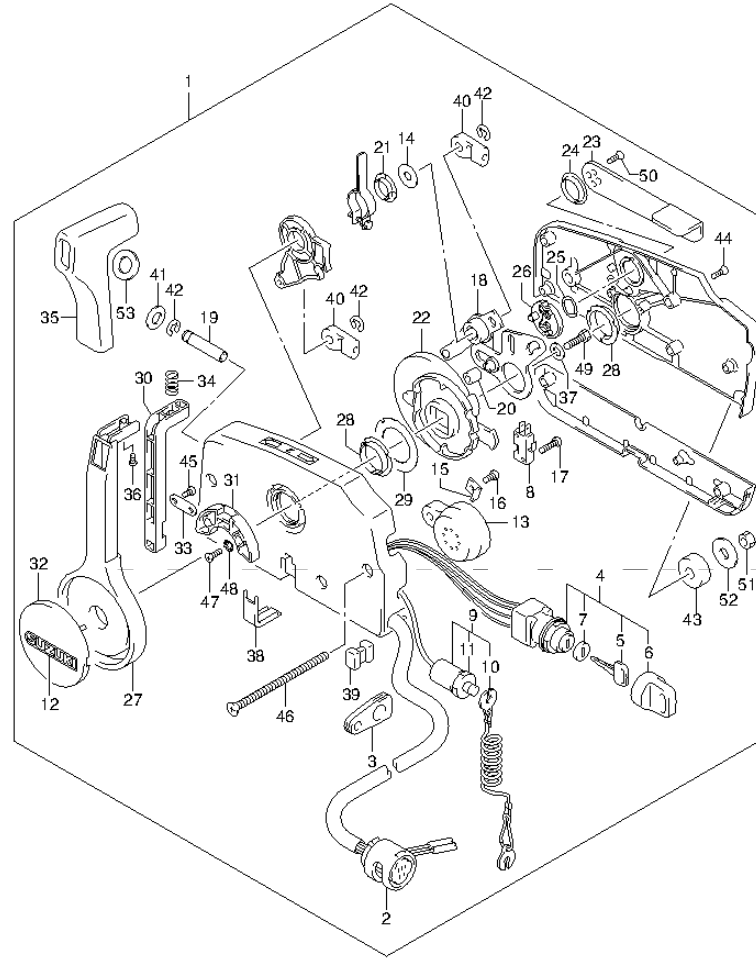


FIG.87 (1-I-4) OPT:REMOTE CONTROL (W/IGNITION SWITCH) (DT25K P36)

REF NO.	PART NO.	DESCRIPTION	Q'TY	REMARKS
24	67243-95600	.BUSH	1	
25	67244-95600	.WAVE WASHER	1	
26	67245-95600	.DRUM, FREE THROTTLE	1	
27	67251-99E10	.LEVER, HANDLE	1	
28	67252-95600	.BUSH	2	
29	67253-95600	.WASHER	1	
30	67255-99E00	.ARM, LOCK	1	
31	67256-95600	.HOLDER, NEUT LOCK	1	
32	67257-99E00	.CAP, LEVER	1	
33	67258-99E00	.BRACKET	1	
34	67259-87D00	.SPRING, NEUTRAL ARM	1	
35	67261-99E00	.GRIP	1	
36	67296-94310	.SCREW, BUZZER BRKT	1	
37	67264-95600	.WASHER	1	
38	67267-93J00	.COVER, WIRE	1	
39	67273-95600	.SPACER	1	
40	67275-95600	.END, CABLE	2	
41	67288-92E00	.WASHER	1	
42	67292-94300	.E RING	3	
43	67294-95600	.SPACER	3	
44	67296-90J00	.SCREW, COVER	5	
45	67296-94300	.SCREW	2	
46	67296-95600	.SCREW	3	
47	67296-95610	.SCREW	2	
48	67297-95600	.WASHER	2	
49	09100-08232	.BOLT (8X30)	1	
50	09126-05003	.SCREW (5X12)	2	
51	09140-06020	.NUT	3	
52	09160-06104	.WASHER (6.5X24X2)	3	
53	37859-90J00	.SPACER	1	

FIG.88

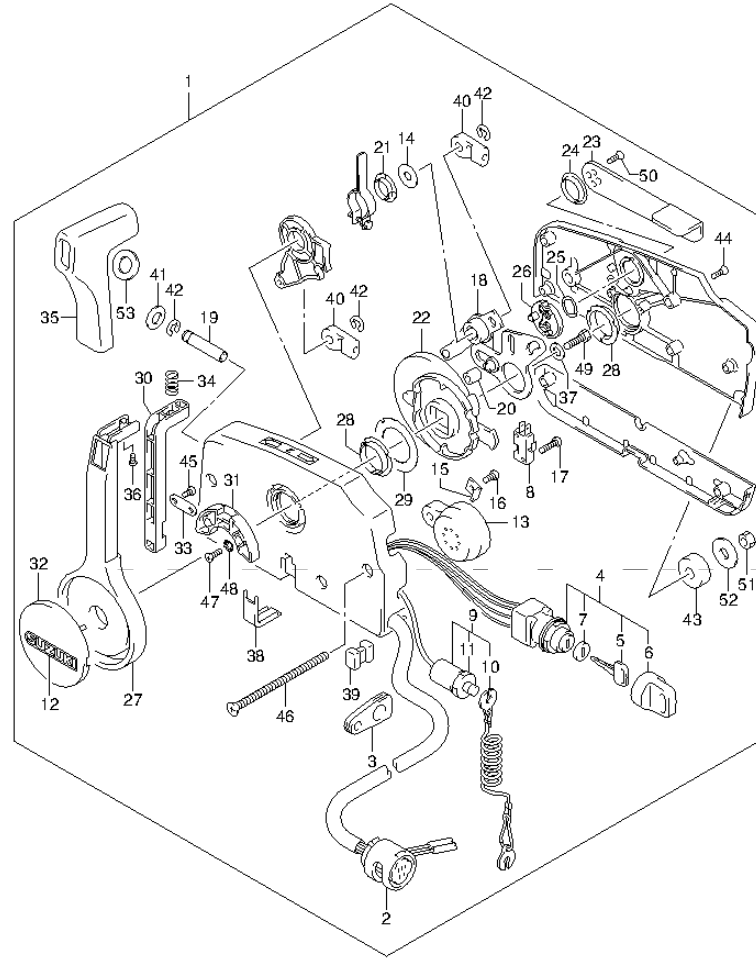
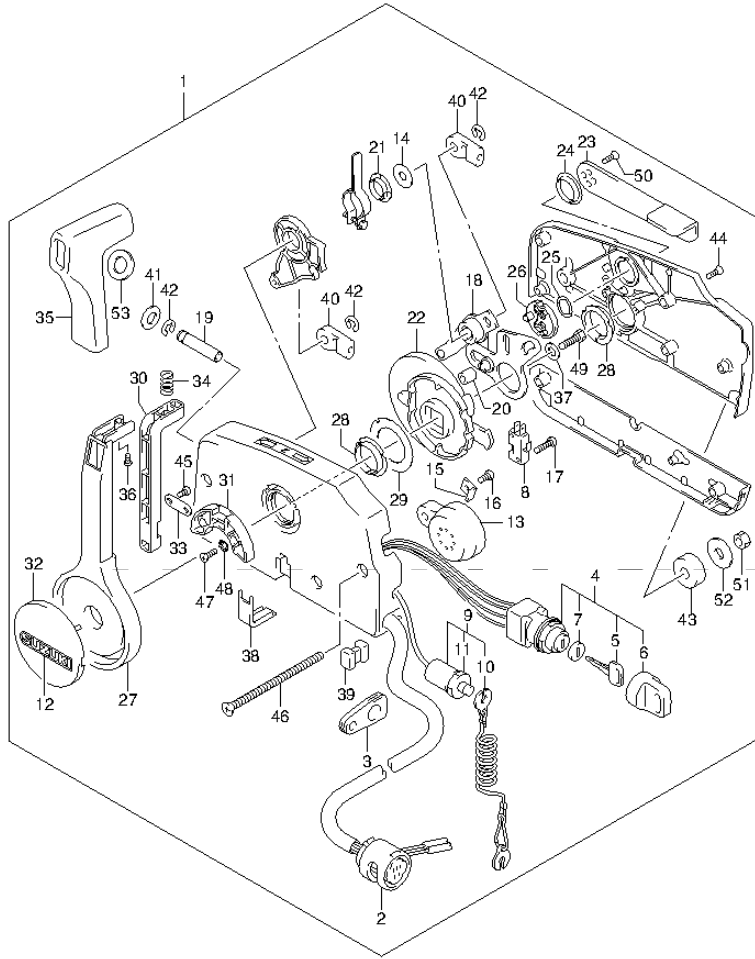


FIG.88 (1-1-5) OPT:REMOTE CONTROL (W/IGNITION SWITCH) (DT30 P40)

REF NO.	PART NO.	DESCRIPTION	Q'TY	REMARKS
1	67200-97E44	REMOTE CONTROL ASSY	1	
2	36620-95D10	..WIRE ASSY, REMOCON	1	
3	36628-92E00	..GROMMET	1	
4	37110-99E01	..SWITCH ASSY, IGNITION	1	
5-1	37141-99E00	..KEY (931)	1	
5-2	37141-99E10	..KEY (932)	1	
5-3	37141-99E20	..KEY (933)	1	
5-4	37141-99E30	..KEY (934)	1	
5-5	37141-99E40	..KEY (935)	1	
5-6	37141-99E50	..KEY (936)	1	
5-7	37141-99E60	..KEY (937)	1	
5-8	37141-99E70	..KEY (938)	1	
5-9	37141-99E80	..KEY (939)	1	
5-10	37141-99E90	..KEY (940)	1	
5-11	37141-99EA0	..KEY (941)	1	
5-12	37141-99EB0	..KEY (942)	1	
6	37143-99E00	..CAP, KEY	1	
7	37149-93J00	..CAP, CYLINDER BODY	1	
8	37721-94600	..SWITCH, NEUTRAL	1	
9	37820-92E03	..SWITCH ASSY, EMERGENCY	1	
10	37823-92E01	..PLATE	1	
11	37826-92E00	..NUT	1	
12	68165-16B00-13L	..EMBLEM, SUZUKI (SILVER)	1	
13	38500-92X50	..BUZZER, WARNING	1	
14	67212-95600	..WASHER	1	
15	67213-92E00	..BRACKET, BUZZER	1	
16	09125-05042	..SCREW (5X10)	1	
17	67296-92E10	..SCREW, BUZZER BRKT	2	
18	67220-95620	..PLATE ASSY	1	
19	67223-99E10	..KNOB, BRAKE ADJUST	1	
20	67229-95600	..ROLLER	1	
21	67232-95600	..BUSH	1	
22	67238-87D00	..GEAR, DRIVE	1	
23	67241-99E10	..LEVER, FREE THROTTLE	1	

FIG.88

FIG.88 (1-1-6) OPT:REMOTE CONTROL (W/IGNITION SWITCH) (DT30 P40)



REF NO.	PART NO.	DESCRIPTION	Q'TY	REMARKS
24	67243-95600	.BUSH	1	
25	67244-95600	.WAVE WASHER	1	
26	67245-95600	.DRUM, FREE THROTTLE	1	
27	67251-99E10	.LEVER, HANDLE	1	
28	67252-95600	.BUSH	2	
29	67253-95600	.WASHER	1	
30	67255-99E00	.ARM, LOCK	1	
31	67256-95600	.HOLDER, NEUT LOCK	1	
32	67257-99E00	.CAP, LEVER	1	
33	67258-99E00	.BRACKET	1	
34	67259-87D00	.SPRING, NEUTRAL ARM	1	
35	67261-99E00	.GRIP	1	
36	67296-94310	.SCREW, BUZZER BRKT	1	
37	67264-95600	.WASHER	1	
38	67267-93J00	.COVER, WIRE	1	
39	67273-95600	.SPACER	1	
40	67275-95600	.END, CABLE	2	
41	67288-92E00	.WASHER	1	
42	67292-94300	.E RING	3	
43	67294-95600	.SPACER	3	
44	67296-90J00	.SCREW, COVER	5	
45	67296-94300	.SCREW	2	
46	67296-95600	.SCREW	3	
47	67296-95610	.SCREW	2	
48	67297-95600	.WASHER	2	
49	09100-08232	.BOLT (8X30)	1	
50	09126-05003	.SCREW (5X12)	2	
51	09140-06020	.NUT	3	
52	09160-06104	.WASHER (6.5X24X2)	3	
53	37859-90J00	.SPACER	1	

FIG.89

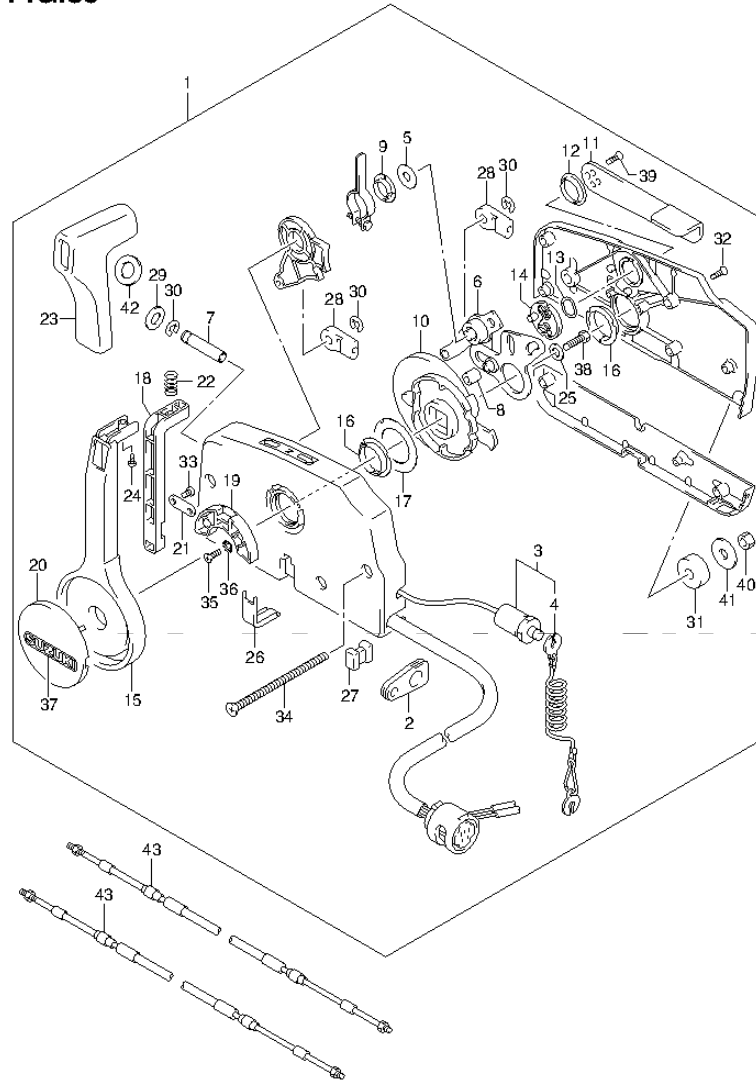
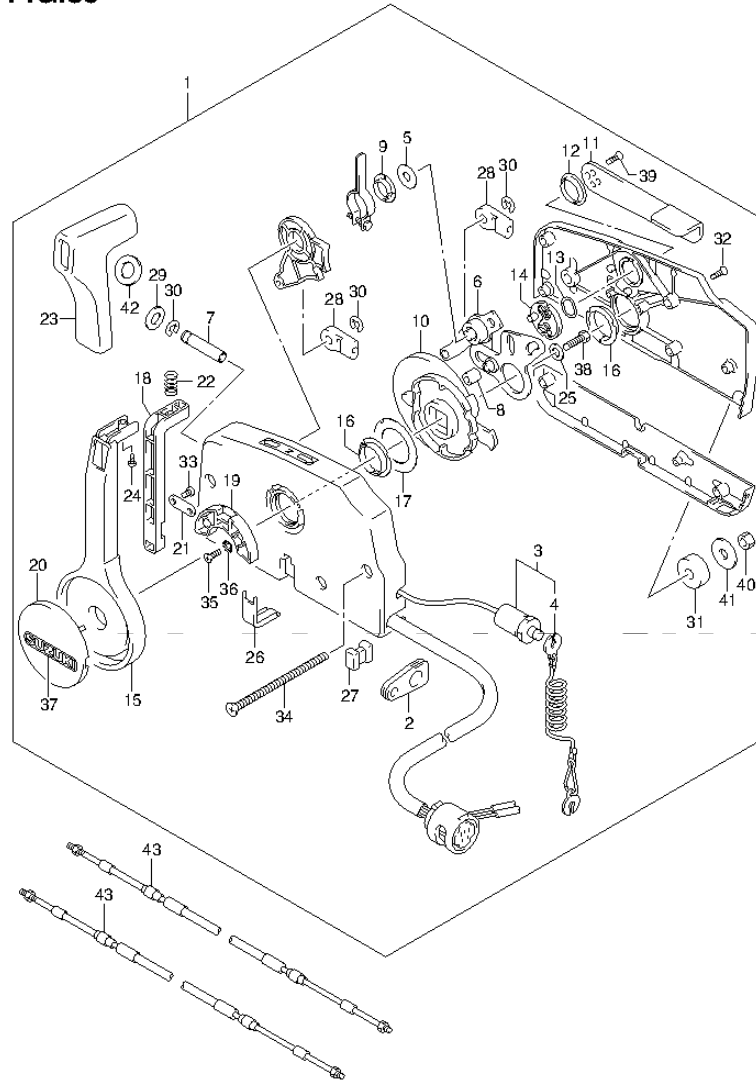


FIG.89 (1-I-7) OPT:REMOTE CONTROL (N/IGNITION SWITCH)

REF NO.	PART NO.	DESCRIPTION	Q'TY	REMARKS
1	67200-939B4	REMOTE CONTROL ASSY	1	
2	36628-92E00	.GROMMET, WIRE HARNESS	1	
3	37830-95D02	.SWITCH ASSY, EMERGENCY & STOP	1	
4	37823-92E01	.PLATE, LOCK	1	
5	67212-95600	.WASHER	1	
6	67220-95620	.PLATE ASSY	1	
7	67223-99E10	.KNOB, BRAKE ADJUST	1	
8	67229-95600	.ROLLER	1	
9	67232-95600	.BUSH	1	
10	67238-87D00	.GEAR, DRIVE	1	
11	67241-99E10	.LEVER, FREE THROTTLE	1	
12	67243-95600	.BUSH	1	
13	67244-95600	.WAVE WASHER	1	
14	67245-95600	.DRUM, FREE THROTTLE	1	
15	67251-99E10	.LEVER, HANDLE	1	
16	67252-95600	.BUSH	2	
17	67253-95600	.WASHER	1	
18	67255-99E00	.ARM, LOCK	1	
19	67256-95600	.HOLDER, NEUTRAL LOCK	1	
20	67257-99E00	.CAP, LEVER	1	
21	67258-99E00	.BRACKET	1	
22	67259-87D00	.SPRING, NEUTRAL ARM	1	
23	67261-99E00	.GRIP	1	
24	67296-94310	.SCREW	1	
25	67264-95600	.WASHER	1	
26	67267-93J00	.COVER, WIRE	1	
27	67273-95600	.SPACER	1	
28	67275-95600	.END, CABLE	2	
29	67288-92E00	.WASHER, BRAKE ADJ KNOB	1	
30	67292-94300	.E RING	3	
31	67294-95600	.SPACER	3	
32	67296-90J00	.SCREW, REAR COVER	5	
33	67296-94300	.SCREW	2	
34	67296-95600	.SCREW	3	

**FIG.89**

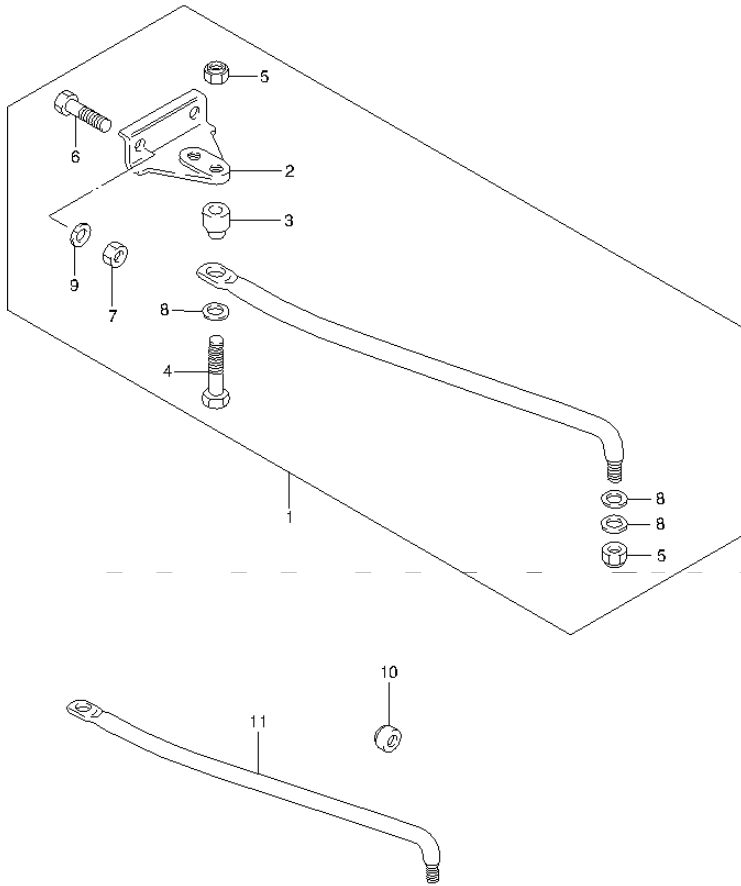


**FIG.89 (1-I-8) OPT:REMOTE CONTROL (N/IGNITION SWITCH)**

REF NO.	PART NO.	DESCRIPTION	Q'TY	REMARKS
35	67296-95610	.SCREW	2	
36	67297-95600	.WASHER	2	
37	68165-16B00-13L	.EMBLEM, SUZUKI (SILVER)	1	
38	09100-08232	.BOLT (8X30)	1	
39	09126-05003	.SCREW (5X12)	2	
40	09140-06020	.NUT	3	
41	09160-06104	.WASHER (6.5X24X2)	3	
42	37859-90J00	.SPACER	1	
43-1	67320-93J00	CABLE ASSY, REMOCON 8F (2.4M)	2	
43-2	67320-93J10	CABLE ASSY, REMOCON 10F (3.1M)	2	
43-3	67320-93J20	CABLE ASSY, REMOCON 12F (3.7M)	2	
43-4	67320-93J30	CABLE ASSY, REMOCON 14F (4.3M)	2	
43-5	67320-93J40	CABLE ASSY, REMOCON 16F (4.9M)	2	
43-6	67320-93J50	CABLE ASSY, REMOCON 18F (5.5M)	2	
43-7	67320-93J60	CABLE ASSY, REMOCON 20F (6.1M)	2	
43-8	67320-93J70	CABLE ASSY, REMOCON 22F (6.7M)	2	
43-9	67320-93J80	CABLE ASSY, REMOCON 24F (7.3M)	2	



**FIG.90**



**FIG.90 (1-I-9) OPT:DRAG LINK**

REF NO.	PART NO.	DESCRIPTION	Q'TY	REMARKS
1	67701-94420	DRAG LINK ASSY	1	
2	43755-96320	.ATTACHMENT, STEERING BRACKET	1	
3	67721-94310	.SPACER	1	
4	67725-99E10	.BOLT	1	
5	67726-99E00	.NUT	2	
6	29101-93J00	.BOLT	2	
7	09140-08023-XC0	.NUT	2	
8	67728-99E00	.WASHER	3	
9	29162-93J10	.LOCK WASHER	2	
10	41161-94400	SEAL, STEERING CABLE	1	
11	67711-97E60	DRAG LINK	1	

PART NO.	FIG.NO.-REF.NO.	PART NO.	FIG.NO.-REF.NO.	PART NO.	FIG.NO.-REF.NO.
10000		12200-91L30	5-7	13251-93320	11-7
			6-7		12-7
		12200-91L40	4-7	13254-98300	10-9
		12211-91L00	4-12		11-8
			5-12		12-8
11111-91L20	2-3		6-12	13254-98410	10-8
	3-3	12211-91L10	4-11	13261-95200	10-34
11111-91L30	1-3		5-11	13265-94360	10-21
11141-96344	1-4		6-11	13268-96111	10-12
	2-4	12221-91L30	4-13		11-10
	3-4		5-13		12-10
11161-91L10	1-1		6-13	13269-93311	11-4
	2-1	12231-91L30	4-15		12-4
	3-1		5-15	13269-98100	10-4
11162-91L00	1-2		6-15	13270-94350	10-6
	2-2	12232-91L30	4-14	13271-93311	11-3
	3-2		5-14		12-3
11300-91L10	1-8		6-14	13282-94350	10-26
	2-8	12240-91L30	4-17	13370-28110	10-11
	3-8		5-17		11-9
11411-91L00	13-1		6-17		12-9
	14-1	12481-91L10	7-3	13370-94350	10-10
	15-1	12481-96380-OEP	8-4	13392-58600	10-22
11413-96310	13-2		9-4		11-13
	14-2	13121-96400	7-4		12-13
	15-2	13125-93010	8-5	13415-94350	10-19
11431-91L00	16-2		9-5	13418-94360	10-20
	17-2	13125-95210	7-5	13419-94400	10-32
	18-2	13150-96300	7-8	13441-94350	10-24
11433-91L00	16-1		8-8	13443-94350	10-28
	17-1		9-8	13446-94360	10-31
	18-1	13152-96300	7-9	13450-94350	10-23
12100-91L00-050	4-23		8-9	13461-94350	10-27
	5-24		9-9	13521-78100	10-25
	6-24	13153-96300	7-10	13534-96300	10-17
12110-91L00-0B0	4-1		8-10		11-11
	5-1		9-10		12-11
	6-1	13200-96461	10-1	13580-96351	10-30
12140-91L00	5-2	13200-964J0	11-1	13616-93900	10-13
	6-2		12-1	13625-94300	59-30
12140-91L10	4-2	13235-94350	10-5		60-28
12140-96351-050	4-24		11-5		61-27
	5-25		12-5	13631-93501	10-35
	6-25	13240-94620	11-18		11-21
12151-91L00	4-3		12-18		12-21
	5-3	13245-94350	10-18	13651-94350	10-15
	6-3	13245-96400	10-33		10-16
12161-91L00	4-8	13250-93012	10-7	13651-95300	10-14
	5-8		11-6	13681-96301	11-14
	6-8		12-6		12-14

PART NO.	FIG.NO.-REF.NO.	PART NO.	FIG.NO.-REF.NO.	PART NO.	FIG.NO.-REF.NO.
13682-96300	11-15		21-12	17564-96301	22-9
	12-15	15413-87D10	19-13		23-9
13694-96300	11-19		20-14		24-9
	12-19		21-14	17565-96300	22-10
13811-96300	8-18	15420-96300	19-20		23-10
	9-18	15430-87D10	19-12		24-10
13811-96351	7-19		20-13	17566-96302	22-11
14131-91L10	7-16		21-13		23-11
	8-15	15851-94300	20-5		24-11
	9-15		21-5	17631-91L00	58-18
14141-91L10	7-17	16710-95211	1-18	17670-93962	2-14
	8-16		2-18		3-14
	9-16		3-19	17670-94402	1-14
14151-91L00	7-15	16911-92E20	19-10	17681-91L10	1-19
	8-14		20-18		2-19
	9-14		21-18		3-20
14211-91L00	16-4	17400-94412	22-21	17685-96300	1-20
	17-4-2		23-21		2-20
	18-4-2		24-21		3-21
14211-91L10	17-4-1	17410-92L00	22-1	18100-91L00	25-1
	18-4-1		23-1		26-1
14212-91L00	16-6		24-1		27-1
	17-6	17431-91L00	22-2	18120-91L00	25-2
	18-6		23-2-2		26-2
15100-94311	20-1		24-2-2		27-2
	21-1	17431-91L10	23-2-1	18130-91L00	25-3
15100-9436V	19-1		24-2-1		26-3
15170-94320	20-2	17432-96300	22-3		27-3
	21-2		23-3	18132-89L00	25-8
15170-94460	19-2		24-3		26-8
15183-94301	20-3	17453-95D00	22-23		27-8
	21-3		23-23	18142-96300	25-4
15186-94300	20-4		24-23		26-4
	21-4	17461-964L0	22-4		27-4
15211-91J00-170	19-7		23-4	18151-96310	25-5
15211-91J00-180	19-6		24-4		26-5
15211-91J00-195	20-8	17471-92L00	22-5		27-5
	20-9		23-5	18210-93002	25-6
	21-8		24-5		26-6
	21-9	17472-96303	22-6		27-6
15211-91J00-320	20-11		23-6	18280-96320	25-7
	21-11		24-6		26-7
15321-96300	19-5	17560-91L00	22-7		27-7
15321-99710	20-7		23-7-2	18290-91L00	25-9
	21-7		24-7-2		26-9
15322-96300	19-15	17560-91L10	23-7-1		27-9
15331-94300	20-16		24-7-1	18293-96310	25-10
	21-16	17563-96301	22-8		26-10
15410-94400	19-11		23-8		27-10
	20-12		24-8	18411-91L00	25-13

PART NO.	FIG.NO.-REF.NO.	PART NO.	FIG.NO.-REF.NO.	PART NO.	FIG.NO.-REF.NO.
	26-13		32-2		33-19
18498-91J00	27-13		33-1	25231-96301	31-27
18642-96301	65-25	21131-94J00	62-7		32-27
	28-12		63-6		33-20
	29-21	21142-96300	31-3	25232-96302	31-28
	30-21		32-3		32-28
18652-96300	28-13	21210-91L00	31-4		33-21
	29-22		32-4	25311-96303	31-29
	30-22		33-2		32-29
18711-96303-0EP	25-14	21241-91L00	31-5		33-22
	26-14		32-5	29101-93J00	52-38
	27-14		33-3		53-43
18721-91L10	25-19	21242-91L00	31-6		54-43
	26-19		32-6		73-6
19121-96301	28-1	21311-96300	31-7		90-6
	29-1		32-7	29116-93J10	52-41
	30-1		33-4		53-46
19131-95502	28-2	21312-96300	31-8		54-46
	29-2		32-8	29125-93J10	51-23
	30-2	22511-92L00	52-2		55-27
19131-96300	29-3		53-2		56-27
	30-3		54-2		57-27
19132-96300	28-3		59-1	29141-93J00	22-13
19135-96301	29-4		60-1		23-13
	30-4		61-1		24-13
19135-96350	28-4	23111-91L10	31-9		31-16
19141-96301	29-5		32-9		32-16
	30-5		33-5		33-10
19656-96300	29-6	23131-93900	31-10		58-22
	30-6		32-10	29141-93J20	51-31
19720-91L00	29-7		33-6	29162-93J00	22-14
	30-7	23131-94300	31-11		23-14
19761-91L00	29-8		32-11		24-14
	30-8		33-7		58-23
19761-96351	28-5	23311-95JL0	31-12	29162-93J10	51-19
19811-96302	29-9		32-12		52-39
	30-9		33-8		53-44
19859-94300	29-10	25111-91L01	32-24-1		54-44
	30-10		33-17-1		65-4
		25111-91L11	31-24		66-4
			32-24-2		73-9
			33-17-2		90-9
20000		25211-91L00	31-25	29404-93J10	1-17
			32-25		2-17
			33-18		3-17
21111-91L10	31-1	25215-96301	31-34		19-21
	32-1		32-34		20-15
21111-96303-0EP	33-29		33-27		21-15
	86-11	25222-96300	31-26		39-8
21120-91L00	31-2		32-26		40-8

PART NO.	FIG.NO.-REF.NO.	PART NO.	FIG.NO.-REF.NO.	PART NO.	FIG.NO.-REF.NO.
	41-8	32102-91L20	39-1		41-5
	42-7	32102-96462	75-3		48-1
	42-12	32120-91L00	40-2-1		49-7
	43-9		41-2		50-8
	43-14	32120-91L10	39-2		76-12
	44-9		40-2-2		77-12
	44-14	32140-91L00	39-3	34100-93J20	82-5-1
	45-2		40-3		83-5-1
	46-13		41-3	34100-93J31	82-5-2
	47-12	32150-91L00	39-4		83-5-2
	65-27		40-4	34100-93J40	82-5-3
	66-26		41-4		83-5-3
		32500-95722	79-1	34100-93J51	82-5-4
			80-1		83-5-4
			81-1	34190-87D00	82-12
		32800-95D01	43-1		83-12
			44-1	34190-95500	82-10
			74-5		83-10
			75-8	34191-92E00	82-7
		32801-96304	74-1		83-7
31100-94401	37-1		75-4	34200-93J20	82-13-1
	38-1	32890-91L00	42-1		83-13-1
31101-96320-0EP	75-1		43-3	34200-93J31	82-13-2
31131-96300	37-7		44-3		83-13-2
	38-7	32900-91L00	43-10	34300-93J00	82-16-1
31132-96300	37-8		44-10		83-16-1
	38-8	32900-91L10	42-8	34300-93J11	82-16-2
31135-89J00	37-9	32916-92L00	42-2		83-16-2
	38-9		43-4	34310-92E00	82-17
31173-89J00	37-6		44-4		83-17
	38-6	33410-91L00	43-12	34360-92E00	82-18
31281-93340	37-10		44-12		83-18
	38-10	33410-91L10	42-10	34500-93J00	82-1-1
31310-96300	37-2	33510-90L00	43-15		83-1-1
	38-2		44-15	34500-93J11	82-1-2
31312-96300	37-4	33510-95520	42-13		83-1-2
	38-4	33800-96304	75-2	34600-93J00	82-3-1
31320-94400	37-3	33810-96305	46-7		83-3-1
	38-3		47-6	34600-93J11	82-3-2
31360-96300	37-5	33811-96300	46-8		83-3-2
	38-5		47-7	34850-94700	80-11
31800-94401	37-12	33815-94501	46-9		81-4
	38-12		47-8	34853-94301	80-12
31805-96350	37-13		75-16		81-5
	38-13	33816-96300	46-11	36610-91L00	45-1
31911-91L00	14-4		47-10		46-1
	15-4	33820-89E01	46-3	36612-93900	50-12
32102-91L00	40-1-1		47-2	36612-94301	76-9
	41-1	33833-91J00	39-5		77-9
32102-91L10	40-1-2		40-5		78-4

PART NO.	FIG.NO.-REF.NO.	PART NO.	FIG.NO.-REF.NO.	PART NO.	FIG.NO.-REF.NO.
36613-94300	76-10	36894-95201	51-22	37141-99E60	72-5-7
	77-10		55-26		84-6-7
	78-5		56-26		85-6-7
36615-96300	59-31		57-26		87-5-7
	60-29	36990-87D00	74-13		88-5-7
	76-15		75-18	37141-99E70	72-5-8
	77-15		76-11		84-6-8
	78-8		77-11		85-6-8
	82-9		78-6		87-5-8
	82-14	37100-99E00	84-3		88-5-8
	83-9		85-3	37141-99E80	72-5-9
	83-14	37110-99E01	72-4		84-6-9
36620-87D20	76-4-1		84-5		85-6-9
	77-4-1		85-5		87-5-9
	78-1-1		87-4		88-5-9
36620-95302	76-4-2		88-4	37141-99E90	72-5-10
	77-4-2	37132-93700	74-4		84-6-10
	78-1-2		75-7		85-6-10
36620-95D00	76-14	37139-99E00	84-4		87-5-10
	77-14		85-4		88-5-10
	78-7	37141-99E00	72-5-1	37141-99EA0	72-5-11
36620-95D10	72-2		84-6-1		84-6-11
	88-2		85-6-1		85-6-11
	88-2		87-5-1		87-5-11
36628-92E00	72-3		88-5-1		88-5-11
	87-3	37141-99E10	72-5-2	37141-99EB0	72-5-12
	88-3		84-6-2		84-6-12
	89-2		85-6-2		85-6-12
36630-92E00	80-14		87-5-2		87-5-12
	81-7		88-5-2		88-5-12
36630-96311	50-9	37141-99E20	72-5-3	37143-99E00	72-6
	76-13		84-6-3		84-7
	77-13		85-6-3		85-7
36630-96321	50-10		87-5-3		87-6
	76-6		88-5-3		88-6
	77-6	37141-99E30	72-5-4	37149-93J00	72-7
36631-94300	50-11		84-6-4		84-8
	76-5		85-6-4		85-8
	76-7		87-5-4		87-7
	77-5		88-5-4		88-7
	77-7	37141-99E40	72-5-5	37160-96322	49-1
	78-2		84-6-5	37210-93J00	84-9
36634-93910	79-8		85-6-5		85-9
	80-8		87-5-5	37212-93J00	84-10
36740-95253	46-5		88-5-5		85-10
	47-4	37141-99E50	72-5-6	37721-94600	72-8
	74-6		84-6-6		87-8
	75-9		85-6-6		88-8
36791-95200	74-2		87-5-6	37721-96354	49-2
	75-5		88-5-6		50-1

PART NO.	FIG.NO.-REF.NO.	PART NO.	FIG.NO.-REF.NO.	PART NO.	FIG.NO.-REF.NO.
37725-94302	49-3				54-15
	50-2				52-18
37726-96303	49-4			45241-91L00	53-18
	50-3				54-17
37801-98300	74-3			45246-91L00	52-17
	75-6				53-17
37803-99E03	84-1	41111-91L00-0EP	51-1		54-16
	85-1	41121-91L00-0EP	51-6		52-19
37820-92E03	72-9	41130-91L00	51-12	45252-91L00	53-19
	87-9	41151-94500	51-13		54-18
	88-9	41153-96300	51-14		52-20
	88-9	41161-94400	73-10	45255-96302	53-20
37823-92E01	72-10		90-10		54-19
	87-10	41200-91L00	51-24		52-21
	88-10	41211-90L00	51-2	45257-96300	53-21
	89-4		51-7		54-20
37823-97J00	48-3	41211-93003	51-11-2		52-22
	49-9	41211-93900	51-11-1	45260-96300	53-22
37825-99E00	84-2	41211-93920	51-11-3		54-21
	85-2	41212-91LL0-0EP	51-3		52-24
37826-92E00	72-11		51-8	45311-96303-0EP	53-24
	87-11	41213-98100	51-4		54-23
	88-11		51-9		51-26
37826-97J00	48-4	41225-94400	51-25	45420-91LL0	51-27
	49-10	43111-91L01-0EP	52-1	45425-94J00	53-35
37830-92L01	48-2		53-1	45700-91L10	54-35
	49-8		54-1		53-36
37830-95D02	89-3	43411-96300	52-12	45731-96312	54-36
37835-95D00	48-5		53-12		
	49-11		54-11		
37859-90J00	72-53	43421-91L00	52-13		
	87-53		53-13		
	88-53		54-12		
	89-42	43710-96300	52-3		
38500-92X50	72-13		53-3		
	87-13		54-3		
	88-13	43741-91L00-0EP	52-5	52110-91L20-0EP	56-4-1
38600-96301	50-6		53-5		57-4-1
	76-1		54-5	52110-91L30-0EP	55-4
	77-1	43751-91L00-0EP	52-6		56-4-2
	78-11		53-6		57-4-2
	79-4		54-6	52113-91L00	16-3
39600-93910	80-4	43753-96310	52-7		17-3
	79-7		53-7		18-3
39601-95D00	80-7	43755-96320	52-37	54121-96301	55-6
	79-9		53-42		56-6
39602-93900	80-9		54-42		57-6
	79-10		73-2	54130-91L00	55-9
39603-94400	80-10		90-2		56-9
	59-29	45231-91L00	52-16		57-9
39669-94400	60-27		53-16	54137-91L00-0EP	55-8

PART NO.	FIG.NO.-REF.NO.	PART NO.	FIG.NO.-REF.NO.	PART NO.	FIG.NO.-REF.NO.	
54138-96300	56-8	57510-91L00	35-10	61138-944L0	60-6	
	57-8		36-10		61-6	
	55-18		34-14		59-25	
	56-18		35-14		60-25	
54151-96300	57-18	57521-91L00	36-14	61155-94500	61-25	
	55-13		34-24		59-23	
	56-13		35-24		60-23	
54160-91L00	57-13	57610-96311	36-24	61400-91L10-0EP	61-23	
	55-5		34-22		62-1	
	56-5		35-22		63-1	
54165-96310	57-5	57621-91L00	36-22	61431-91L00-0EP	64-1	
	55-14		34-18		62-2	
	56-14		35-18		63-2	
	57-14		36-18		64-2	
54211-91L10-0EP	55-19	57630-96300	58-25	61435-963A1	62-5	
	56-19		57631-96301		34-16	61435-963B1
	57-19		35-16		64-5	
54212-91L10-0EP	55-20	57632-91L00	36-16	61441-91L00	62-11	
	56-20		58-13		63-10	
	57-20		57633-91L00		58-14	64-9
	55-21		58100-91L20-019		58-11-4	62-6
54221-91L10-0EP	56-21	58100-91L30-019	58-11-5	61449-93921	62-9	
	57-21	58100-95DL0-019	58-11-7	61458-89L00	63-8	
	55100-91L20-0EP	58100-963L0-019	58-11-1		64-7	
	55114-96310	58100-964L0-019	58-11-2	61472-94J00	25-22	
55125-91L00	58-5	58100-964M0-019	58-11-3		26-22	
55181-95200	58-24	58100-964N0-019	58-11-8		27-20	
55300-95500	58-20	58100-964P0-019	58-11-9	61610-90L00	59-16	
56120-91L10-0EP	34-26	58120-91L00	58-12		60-16	
	35-26	58200-96400	58-11-6		61-16	
	36-26	59412-91J00	19-9	61616-93ELO	59-17	
56123-986L0	48-8	59800-90L00	62-10		60-17	
56130-91L10-0EP	22-16		63-9		61-17	
	23-16		64-8	61622-91L00	62-3	
	24-16				63-3	
56130-96320-0EP	22-22				64-3	
	23-22			61642-93902	59-18	
	24-22				60-18	
57110-91L00	34-1	60000			61-18	
	35-1-2				63111-91L00-0EP	65-6
57110-91L10	36-1-2	61110-91L10-0EP	59-2		66-6	
	35-1-1		60-2	63114-94300	65-2	
57133-96302	36-1-1		61-2		66-2	
	34-8	61112-91L00	59-4	63115-96310	65-7	
	35-8		60-4		66-7	
57134-96301	36-8		61-4	63116-96301	65-8	
	34-9	61113-91L00	59-5		66-8	
	35-9		60-5	63118-94300	65-24-1	
57311-91L00	36-9		61-5		66-24-1	
	34-10	61131-91L00-RB4	59-6	63118-94310	65-24-2	

PART NO.	FIG.NO.-REF.NO.	PART NO.	FIG.NO.-REF.NO.	PART NO.	FIG.NO.-REF.NO.	
63121-91L00-0EP	66-24-2	65750-95500	67-7	65740-99100	88-1	
	65-1		67-11		67212-95600	72-14
	66-1		67-15			87-14
63210-93E30	65-22		68-11		88-14	
	66-22		69-11		89-5	
	65-23		70-11	67213-92E00	72-15	
63220-91L00	66-23	65750-98505	67-10		87-15	
	65-19		68-12		88-15	
	66-19		68-17	67220-95620	72-18	
63223-92D00	65-11		69-12		87-18	
	66-11		70-12		88-18	
	65-26	65761-91L00	67-22		89-6	
63240-94J10	66-25	65770-90J11	67-18	67223-99E10	72-19	
	65-12	65770-90L01	69-13		87-19	
	66-12		70-13		88-19	
63241-986B0	65-13		67-12		89-7	
	66-13	65770-99J01	68-13	67229-95600	72-20	
	65-14	65779-93900	68-18		87-20	
63244-94J00	66-14		67-13		88-20	
	65-10	65781-98500	67-19		89-8	
	66-10		68-14	67232-95600	72-21	
63625-94300	61-29		68-19		87-21	
	65-9		69-14		88-21	
	66-9		70-14		89-9	
63625-96300	68-1	65830-95500	67-16	67238-87D00	72-22	
	69-1		68-20		87-22	
	70-1	65831-95D00	67-4		88-22	
65000-95D01	67-1		68-4		89-10	
	68-15		69-4	67241-99E10	72-23	
	68-2		70-4		87-23	
65000-99100	69-2	65842-94401	67-17		88-23	
	70-2		68-21		89-11	
	67-2	65890-95D00	68-5	67243-95600	72-24	
65561-95D00	67-3		69-5		87-24	
	68-3		70-5		88-24	
	69-3	65890-99100	67-5		89-12	
65700-87DA1	70-3	65892-95D00	67-6	67244-95600	72-25	
	69-10		68-6		87-25	
	70-10		69-6		88-25	
65700-94416	67-14		70-6		89-13	
	68-16	67100-96300	52-35	67245-95600	72-26	
	67-9		53-40		87-26	
65700-95D04	68-10		54-40		88-26	
	67-21	67110-99710	52-40		89-14	
	68-8		53-45	67251-99E10	72-27	
65720-985L0	69-8		54-45		87-27	
	70-8	67130-96310-0EP	86-1		88-27	
	68-7	67200-939B4	89-1		89-15	
65740-95D01	69-7	67200-97E44	72-1	67252-95600	72-28	
	70-7		87-1		87-28	

PART NO.	FIG.NO.-REF.NO.	PART NO.	FIG.NO.-REF.NO.	PART NO.	FIG.NO.-REF.NO.	
67253-95600	88-28	67292-94300	72-42	67466-95200	71-5	
	89-16		87-42		86-7	
	72-29		88-42		67701-94420	73-1
	87-29		89-30			90-1
67255-99E00	88-29	67294-95600	72-43	67711-97E60	90-11	
	89-17		87-43		67721-94310	73-3
	72-30		88-43		67725-99E10	90-3
	87-30		89-31			73-4
67256-95600	88-30	67296-90J00	72-44	67726-99E00	90-4	
	89-18		87-44		73-5	
	72-31		88-44		90-5	
	87-31		89-32		67728-99E00	73-8
67257-99E00	88-31	67296-92E10	72-17	68110-88L00	90-8	
	89-19		87-17		62-14	
	72-32		88-17		63-13	
	87-32		72-45		64-12	
67258-99E00	88-32	67296-94300	87-45	68111-99J00	62-12	
	89-20		88-45		63-11	
	72-33		89-33		64-10	
	87-33		72-36		68165-16B00-13L	72-12
67259-87D00	88-33	67296-95600	87-36	69711-93E10	87-12	
	89-21		88-36		88-12	
	72-34		89-24		89-37	
	87-34		72-46		25-11	
67261-99E00	88-34	67296-95610	87-46	69712-93E10	26-11	
	89-22		88-46		27-11	
	72-35		89-34		62-8	
	87-35		72-47		63-7	
67264-95600	88-35	67297-95600	87-47	69714-94J00	64-6	
	89-23		88-47		65-28	
	72-37		89-35		66-27	
	87-37		72-48		90000	
88-37	87-48	99000-81159-50M	25-12			
89-25	88-48		26-12			
72-38	89-36		27-12			
67273-95600	87-38		67320-93J00	89-43-1	99011-91L20-063	63-12
	88-38	67320-93J10	89-43-2	99011-91L30-063		64-11
	89-26	67320-93J20	89-43-3			62-13
	72-39	67320-93J30	89-43-4			99011-91L30-063
87-39	67320-93J40	89-43-5				
67275-95600	88-39	67320-93J50	89-43-6	99011-91L30-063	62-13	
	89-27	67320-93J60	89-43-7		25-12	
	72-40	67320-93J70	89-43-8		26-12	
	87-40	67320-93J80	89-43-9		27-12	
67288-92E00	88-40	67341-94302	71-8	99011-91L30-063	64-11	
	89-28	67414-94301-0EP	86-2		99011-91L30-063	62-13
	72-41		71-1			99011-91L30-063
	87-41		86-8			
88-41	71-2		99011-91L30-063			
89-29	67440-93701	86-3		99011-91L30-063		

PART NO.	FIG.NO.-REF.NO.	PART NO.	FIG.NO.-REF.NO.	PART NO.	FIG.NO.-REF.NO.
00000	01570-06407	01580-08207	20-6	02162-06257	26-15
			21-6		27-15
			19-3		1-13
			14-5		2-13
01411-0620A	7-7	01580-08257	15-5	03112-06303	3-13
			25-20		7-1
			26-20		8-1
			37-11		9-1
01411-0820A	9-3	02112-05127	38-11	03142-04259	82-11
			7-6		83-11
			8-6		58-19
			9-6		46-12
01550-06127	42-6	02112-05207	78-9	03542-06169	47-11
			43-8		62-4
			44-8		62-4
			37-14		63-4
01550-06167	38-14	02112-3306A	8-11	04211-09109	64-4
			59-21		1-9
			60-21		2-9
			61-21		3-9
01550-06207	1-21	02112-35087	41-9	07130-08657	1-6
			2-21		2-6
			3-22		3-6
			25-16		34-27
01550-06257	26-16	02112-35207	41-10	08113-60060	35-27
			27-16		36-27
			1-7		34-11-6
			2-7		35-11-6
01550-06307	3-7	02112-35257	40-11	08211-15203	36-11-6
			7-18		34-11-8
			8-13		35-11-8
			9-13		36-11-8
01550-06357	28-10	02122-06167	13-3	08211-20253	36-11-8
			29-19		34-2
			30-19		35-2
			25-17		36-2
01550-08257	25-17	02122-0616A	7-13	08221-30404	34-25-1
			8-12		34-25-1
			9-12		36-25-1
			27-17		37-17
01560-08457	1-11	02142-05257	43-2	08310-00057	74-9
			44-2		75-12
			74-8		37-15
			3-11		37-15
01560-08557	1-10	02142-06357	7-12	08310-00067	37-17
			2-10		38-15
			3-10		38-17
			1-12		59-22
01560-08607	2-12	02162-06127	80-2	08316-10067	60-22
			3-12		61-22
			1-5		7-2
			2-5		8-2
01560-08657	3-5	02162-06167	44-13	08316-10087	9-2
			25-15		7-14
			19-4		7-14

PART NO.	FIG.NO.-REF.NO.	PART NO.	FIG.NO.-REF.NO.	PART NO.	FIG.NO.-REF.NO.
	8-7	09103-06093	86-12		18-5
	9-7	09106-06098	25-18	09116-06237	86-6
	19-14		26-18	09116-08147	58-6
	20-17		27-18	09116-08149	52-8
	21-17	09108-06069	22-12		53-8
08321-0105A	11-17		23-12		54-7
	12-17		24-12	09116-08154	55-23
	74-10	09108-08300	65-3		56-23
	75-13		66-3		57-23
	76-3	09111-10066	52-26		58-9
	77-3		53-26	09118-08169	55-3
	78-10		54-25		56-3
08321-01067	37-16	09111-10067	51-29		57-3
	37-18		53-38	09118-08172	55-2
	38-16		54-38		56-2
	38-18	09111-10068	51-30		57-2
08322-01067	79-3	09116-05010	52-25	09119-05010	29-13
	80-3		53-25		30-13
	81-3		54-24	09119-06047	71-7
08331-41406	34-4	09116-06094	86-9		86-10
	35-4	09116-06223	59-9	09119-08104	52-14
	36-4		60-9		53-14
09100-05104	49-5		61-9		54-13
	50-4	09116-06225	31-15	09125-05042	72-16
09100-06174	31-13		32-15		87-16
	32-13		53-37		88-16
09100-06175	28-6		54-37	09125-05046	59-8
	29-11		71-6		60-8
	29-12		71-9		61-8
	30-11	09116-06226	55-7	09126-05003	72-50
	30-12		56-7		87-50
09100-08232	72-49		57-7		88-50
	87-49	09116-06227	22-19		89-39
	88-49		23-19	09126-06006	58-21
	89-38		24-19	09126-06015	65-21
09100-08311	51-16		31-14		66-21
09100-08313	51-17		32-14	09136-05041	65-16
09100-10318	55-10		33-9		66-16
	56-10		33-31	09136-06145	59-15
	57-10	09116-06229	34-30		60-15
09100-10319	55-15		35-30		61-15
	56-15		36-30	09139-04004	31-35
	57-15	09116-06230	59-7		32-35
09103-06049	45-3		60-7		33-28
	46-10		61-7	09140-04007	10-37
	46-14-1	09116-06232	55-22		11-20
	46-14-2		56-22		12-20
	47-9		57-22	09140-05005	28-11
	47-13	09116-06234	16-5		29-20
	75-17		17-5		30-20

PART NO.	FIG.NO.-REF.NO.	PART NO.	FIG.NO.-REF.NO.	PART NO.	FIG.NO.-REF.NO.
	49-6	09160-05029	28-16	09160-15033	34-11-7
	50-5		29-25		35-11-7
09140-06020	59-11		30-25		36-11-7
	60-11		31-17	09160-15053	34-11-4
	61-11		32-17		35-11-4
	72-51		33-11		36-11-4
	87-51		59-10	09160-15054	34-11-5
	88-51		60-10		35-11-5
	89-40		61-10		36-11-5
09140-08023-XC0	51-18	09160-06054	42-3	09160-16053	48-6
	52-36		43-5	09160-18042	39-7
	53-41		44-5		40-7
	54-41	09160-06084	28-7		41-7
	65-5		29-14	09160-20068	34-23-1
	66-5		30-14		35-23-1
	73-7	09160-06104	72-52		36-23-1
	90-7		87-52	09160-20069	34-23-2
09140-10032	52-27		88-52		35-23-2
	53-27		89-41		36-23-2
	54-26	09160-08081	51-21	09160-20070	34-23-3
	68-9	09160-08082	52-43		35-23-3
	69-9		53-48		36-23-3
	70-9		54-48	09160-20071	34-23-4
09140-18014	39-6	09160-10082	51-32		35-23-4
	40-6		55-11		36-23-4
	41-6		55-16	09160-20072	34-23-5
09141-14008	58-16		55-25		35-23-5
09148-06008	65-15		56-11		36-23-5
	66-15		56-16	09160-20073	34-23-6
09148-06017	59-12		56-25		35-23-6
	60-12		57-11		36-23-6
	61-12		57-16	09160-25032	34-3-4
09159-08046	34-12		57-25		35-3-4
	35-12	09160-10083	55-17		36-3-4
	36-12		56-17	09160-25033	34-3-5
09159-08059	52-42		57-17		35-3-5
	53-47	09160-12007	42-4		36-3-5
	54-47		43-6	09160-25034	34-3-6
09159-10L07	55-12		44-6		35-3-6
	55-24	09160-12066	67-8		36-3-6
	56-12	09160-14028	58-15	09160-25035	34-3-7
	56-24	09160-15030	34-11-1		35-3-7
	57-12		35-11-1		36-3-7
	57-24		36-11-1	09160-40005	52-9
09159-22L01	51-20	09160-15031	34-11-2		53-9
09160-04012	52-23		35-11-2		54-8
	53-23		36-11-2	09160-50002	4-16
	54-22	09160-15032	34-11-3		5-16
09160-05024	33-30		35-11-3		6-16
	86-13		36-11-3	09161-04012	59-19

PART NO.	FIG.NO.-REF.NO.	PART NO.	FIG.NO.-REF.NO.	PART NO.	FIG.NO.-REF.NO.	
09162-10005	60-19	09200-05006	35-25-3	09209-08016	61-3	
	61-19		36-25-3		34-17	
	51-33		28-14		35-17	
09163-06001	65-20		29-23		36-17	
09164-06015	66-20		30-23	09248-10008	58-7	
	25-21		31-18	09250-06012	33-32	
	26-21		32-18		86-14	
09166-17005	27-19	09200-05011	33-12	09250-08007	59-24	
	34-6			60-24		
	35-6			61-24		
09167-20021	36-6	09202-05021	54-27	09250-16008	61-28	
	34-7			60-30		
	35-7			54-34		
09168-10022	36-7	09202-06015	36-19	09250-33001	31-20	
	58-8			32-20		
	4-6		09202-06023	55-1		33-14
09169-18001	5-6		56-1	09262-30L01	4-18	
09180-06105	6-6	09204-01002	57-1		5-19	
	28-8			6-19		
	29-15			5-18		
09180-06186	30-15		30-24	09262-30L02	6-18	
	28-9		31-19	09263-18L01	4-5	
	29-16		32-19		5-5	
09180-06289	30-16		33-13		6-5	
	59-13		52-29	09263-20L02	34-28	
	60-13		53-29		35-28	
09180-09024	61-13		54-28		36-28	
	51-15	09204-03003	58-17	09263-20L05	58-2	
	34-15	09205-02004	31-30	09263-24L01	5-9	
09181-16008	35-15		32-30		6-9	
09181-24001	36-15	09205-02006	33-23	09263-24L02	4-9	
	4-10			52-34	09265-17002	22-24
	5-10			53-34		23-24
09181-25190	6-10		54-33		24-24	
	34-3-1		71-3	09265-17L01	22-17	
	35-3-1		86-4		23-17	
09181-25248	36-3-1	09205-03021	31-31		24-17	
	34-3-2			32-31	09265-25L01	58-3
	35-3-2			33-24	09280-08005	31-32
09181-25251	36-3-2	09205-03038	65-18		32-32	
	34-3-3			66-18		33-25
	35-3-3		09205-04002	29-17	09280-13005	31-33
09181-25268	36-3-3		30-17		32-33	
	34-3-8	09205-06007	51-5		33-26	
	35-3-8		51-10	09280-50005	22-20	
09181-30158	36-3-8	09205-06013	52-4		23-20	
	34-25-2			53-4		24-20
	35-25-2			54-4	09280-75002	34-13
09181-30162	36-25-2	09205-10006	59-3		35-13	
	34-25-3			60-3		36-13

PART NO.	FIG.NO.-REF.NO.	PART NO.	FIG.NO.-REF.NO.	PART NO.	FIG.NO.-REF.NO.
09280-76005	42-9	09352-50903-600	59-26	09408-00045	46-2
09282-15L01	43-11		60-26		47-1
	44-11		61-26		74-12
	4-22	09352-70121-600	59-27		75-15
09283-30L02	5-23	09355-40805-600	22-26	09409-08308-5ES	59-28
	6-23		23-26	09420-04006	22-15
	4-21		24-26		23-15
09283-30L03	5-22	09355-50108-150	19-18		24-15
	6-22	09355-50108-300	19-17	09420-04008	39-13
	4-20		19-19		40-13
09284-40001	5-21	09359-50823-600	19-16		41-13
	6-21	09367-04005	22-27	09440-04021	52-31
	52-10		23-27		53-31
09289-17004	53-10		24-27		54-30
	54-9	09381-18002	4-4	09440-07021	31-22
	22-25		5-4		32-22
09289-17L01	23-25		6-4		33-16
	24-25	09383-08004	31-23	09440-07041	34-21
	22-18		32-23		35-21
09289-20L01	23-18	09385-04003	59-20		36-21
	24-18		60-20	09440-09042	71-4
	34-29		61-20		86-5
09289-39L01	35-29	09401-06406	1-16	09440-12027	65-17
	36-29		2-16		66-17
	4-19		3-16	09440-12036	52-15
09306-10001	5-20	09401-08410	19-8		53-15
	6-20		20-10		54-14
	29-18		21-10	09440-25002	34-5
09306-22004	30-18	09401-10412	67-20		35-5
	31-21		68-22		36-5
	32-21	09404-06435	3-18	09440-35004	34-20
09306-22004	33-15	09404-08205	80-13		35-20
	52-11		81-6		36-20
	53-11	09404-12201	48-7	09441-17001	51-28
09319-04001	54-10	09407-10403	79-6	09443-05013	52-32
	52-30		80-6		53-32
	53-30	09407-14403	46-4		54-31
09320-04009	54-29		47-3	09443-08031	53-39
	10-36		74-11		54-39
	11-22		75-14	09443-09036	52-33
09320-10068	12-22	09407-14407	39-14		53-33
	59-14		40-14		54-32
	60-14		41-14	09448-29015	51-34
09320-12011	61-14		82-8	09471-12028	82-6
	42-5		83-8		82-15
	43-7	09407-25402	76-8		83-6
09343-03510	44-7		77-8		83-15
	1-15		78-3	09471-12103	82-2
	2-15		79-5		82-4
	3-15		80-5		82-19





## SUZUKI **DT25/30** PARTS CATALOGUE

---

SUZUKI MOTOR CORPORATION All rights reserved

No part of this document may be reproduced or transmitted in any form or by any means, electronic or mechanical, for any purpose, without the express written permission of Suzuki Motor Corporation.

SUZUKI MOTOR CORPORATION

Technical Readiness Group, Quality Administration Department  
300 Takatsuka, Minami, Hamamatsu, Japan

---

Reprint Prohibited

**SUZUKI MOTOR CORPORATION**

---