

**SUZUKI**  
PARTS CATALOGUE

**DT9. 9A/15A**

DT9.9A

DT9.9AK

DT15A

DT15AK



**OUTBOARD MOTOR**

P40/P36

2013-8

1<sup>ST</sup> EDITION

PREFACE

When it becomes necessary to replace parts on SUZUKI OUTBOARD MOTORS, always use SUZUKI GENUINE PARTS which have passed a strict inspection which guarantees quality and performance.

This parts catalogue covers the list of all service parts for SUZUKI DT9. 9A/15A production start 2013.

INSTRUCTIONS FOR QUOTING THE CATALOGUE

1. DIMENSIONS

Dimensions of the parts in this catalogue are indicated in unit millimeters.

2. ABBREVIATIONS

Abbreviations used in this catalogue are as follows:

AR	: As required	NT	: Number of teeth
ASSY	: Assembly	OPT	: Optional
E. NO.	: Engine number	OS	: Over size
F. NO.	: Frame number	STD	: Standard
D	: Diameter of material	T	: Thickness
ID	: Inside diameter	US	: Under size
OD	: Outside diameter	W	: Width
L	: Length	W/	: With
LH(PORH)	: Left hand side	S, L	: Transom type
RH(STBD)	: Right hand side	SUS	: Stainless steel

~123456 : Up to E. NO. 00996-123456

123456~ : From E. NO. 00996-123456

12 x 34 x 5.6..... Figures in the description column

| | | show the dimensions of parts.

ID OD T(or W, L)

→12345-56781 (Parts No.) : indicates that the parts number was changed to 12345-56781 and the new parts are interchangeable with the former ones but the former ones are not interchangeable with new ones.

←12345-56781 (Parts No.) : indicates that the former and new parts are interchangeable with each other and both are usable.

3. INNER PARTS OF ASSEMBLY

Part name with a dot (.) in front as shown in the description column indicates the component of the assembly also available individually.

4. MODIFICATION NOTICE

A parts bulletin will be sent to you on all occasions when changes in parts occur, including interchangeable modifications between new parts and old ones.

5. NOTE

5-1. There are some different parts from those of production models among spare parts for the administrative reasons and common use of them with other models.

5-2. In respect of rubber hoses and vinyl tubes, please be sure to use them by cutting off according to the length mentioned on parts catalogue or what is actually required on the vehicle.

5-3. Note that the drawings on the illustration page are for ready reference of spare parts number, not to be used as an assembly manual. When assembling, use "SUZUKI SERVICE MANUAL".

6. SPECIFICATION CODE

This catalogue contains the parts for the model designed for the following spec. ;

spec. code :	DT9. 9	: P40
	DT9. 9K	: P40, P36
	DT15	: P40
	DT15K	: P36

7. MODEL NAME AND ENGINE NUMBER

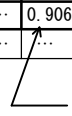
MODEL	DESTINATION	TYPE	TRANSOM	ENGINE No.
DT9. 9	P40	00996	S, L	00996-410001~
DT9. 9K	P40	00993K	L	00993K-410001~
DT9. 9K	P36	00993K	S, L	00993K-410001~
DT15	P40	01504	S, L	01504-410001~
DT15K	P36	01503K	S, L	01503K-410001~

MILLIMETER → INCH CONVERSION CHART

	0	1	2	3	4	5	6	7	8	9
00	.000	.039	.079	.118	.157	.197	.236	.276	.315	.354
10	.394	.433	.472	.512	.551	.591	.630	.669	.709	.748
20	.787	.827	.866	.906	.945	.984	1.024	1.063	1.102	1.142
30	1.181	1.220	1.260	1.299	1.339	1.378	1.417	1.457	1.496	1.535
40	1.575	1.614	1.654	1.693	1.732	1.772	1.811	1.850	1.890	1.929
50	1.969	2.008	2.047	2.087	2.126	2.165	2.205	2.214	2.283	2.323
60	2.362	2.402	2.441	2.480	2.520	2.559	2.598	2.638	2.677	2.717
70	2.756	2.795	2.835	2.874	2.913	2.953	2.992	3.031	3.071	3.110
80	3.150	3.189	3.228	3.268	3.307	3.346	3.386	3.425	3.465	3.504
90	3.543	3.583	3.622	3.661	3.701	3.740	3.780	3.819	3.858	3.898

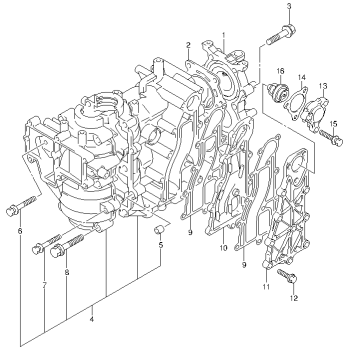
How to read

	0	1	2	3	4
00	...	...	...	...	...
10	...	...	...	...	...
20	...	...	...	0.906	...
30	...	...	...	...	...


 23 millimeters equal 0.906 inch

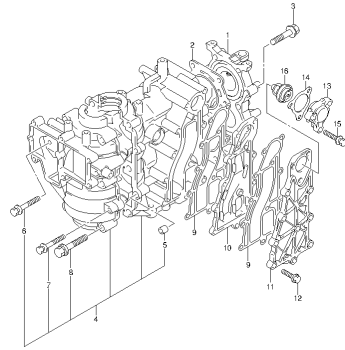
Contents are subject to change without notice or obligation.

FIG.1



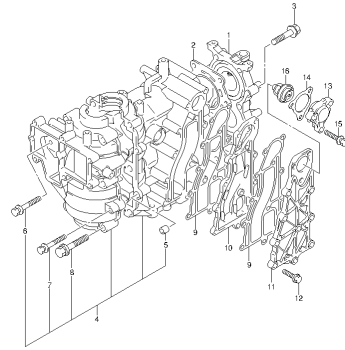
DTR9A\_15A\_F40\_014\_001  
CYLINDER

FIG.2



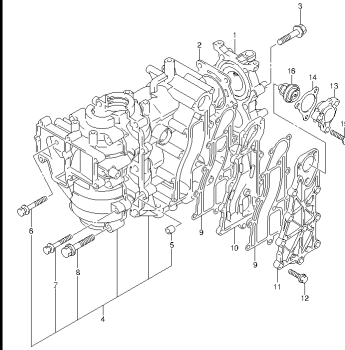
DTR9A\_15A\_F40\_014\_002  
CYLINDER

FIG.3



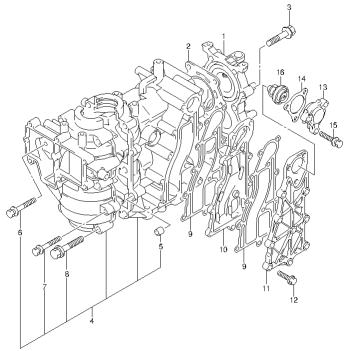
DTR9A\_15A\_F40\_014\_003  
CYLINDER

FIG.4



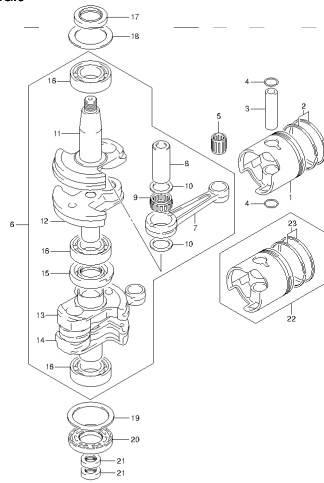
DTR9A\_15A\_F40\_014\_004  
CYLINDER

FIG.5



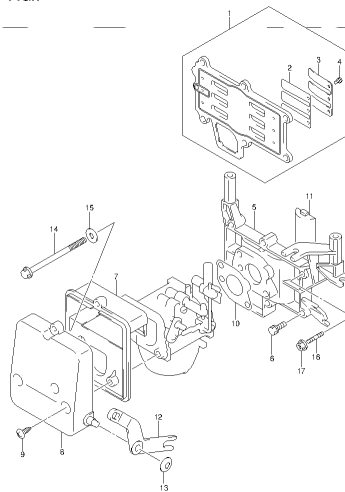
DTR9A\_15A\_F40\_014\_005  
CYLINDER

FIG.6



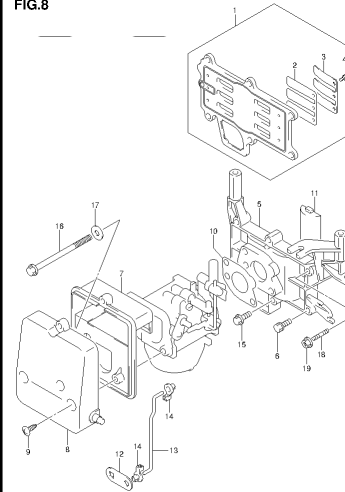
DTR9A\_15A\_F40\_014\_008  
CRANKSHAFT

FIG.7



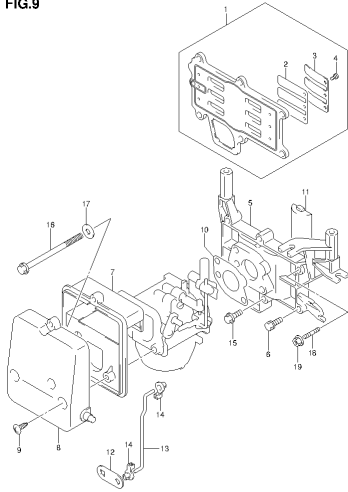
DTR9A\_15A\_F40\_014\_007  
INLET CASE

FIG.8



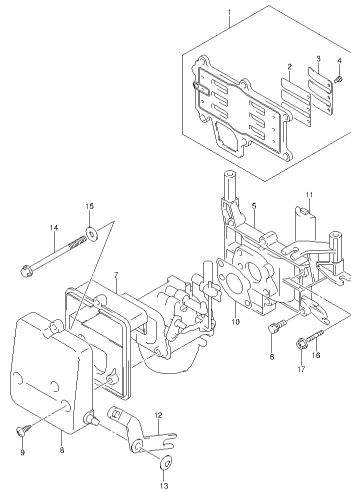
DTR9A\_15A\_F40\_014\_008  
INLET CASE

FIG.9



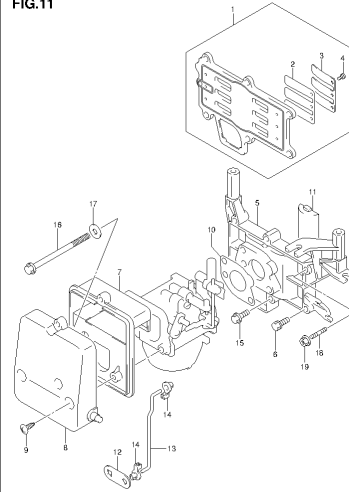
DTB.9A\_15A\_F40\_014\_009  
INLET CASE

FIG.10



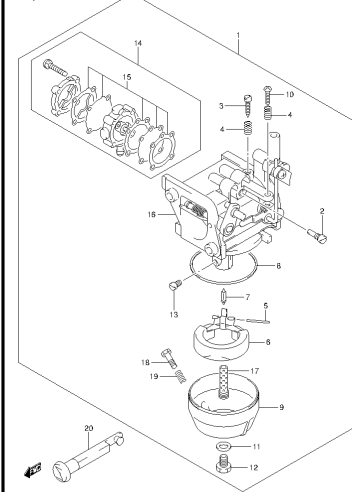
DTB.9A\_15A\_F40\_014\_010  
INLET CASE

FIG.11



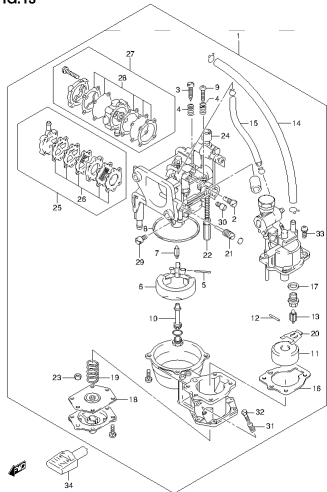
DTB.9A\_15A\_F40\_014\_011  
INLET CASE

FIG.12



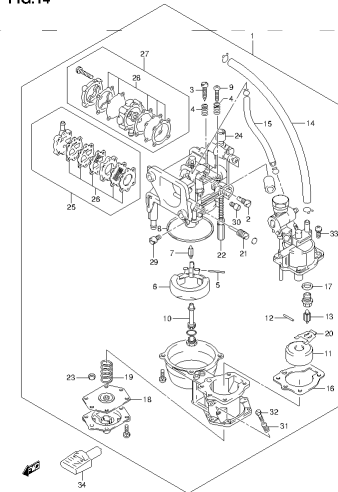
DTB.9A\_15A\_F40\_014\_012  
CARBURETOR

FIG.13



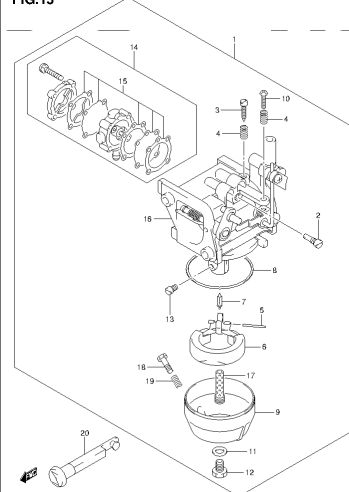
DTB.9A\_15A\_F40\_014\_013  
CARBURETOR

FIG.14



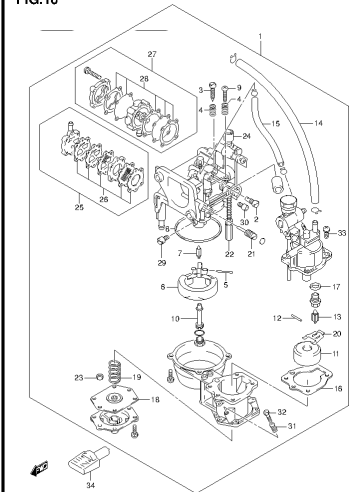
DTB.9A\_15A\_F40\_014\_014  
CARBURETOR

FIG.15



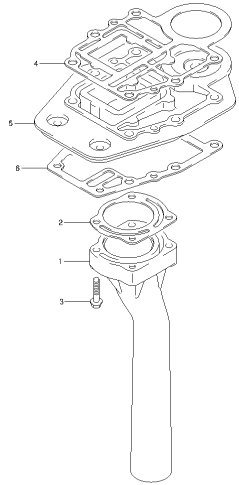
DTB.9A\_15A\_F40\_014\_015  
CARBURETOR

FIG.16



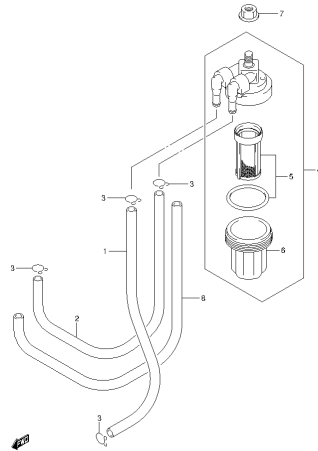
DTB.9A\_15A\_F40\_014\_016  
CARBURETOR

FIG.17



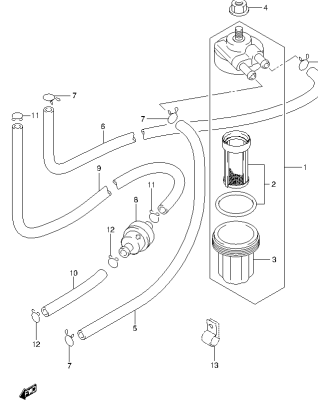
DTB3A\_15A\_F40\_014\_017  
EXHAUST TUBE

FIG.18



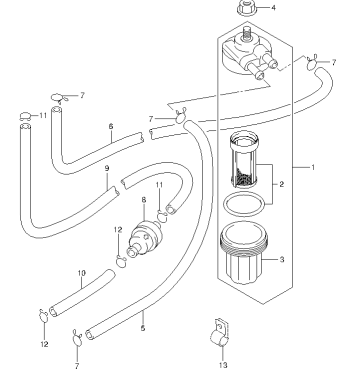
DTB3A\_15A\_F40\_014\_018  
FUEL PUMP

FIG.19



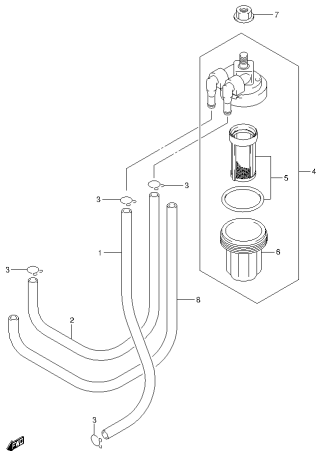
DTB3A\_15A\_F40\_014\_019  
FUEL PUMP

FIG.20



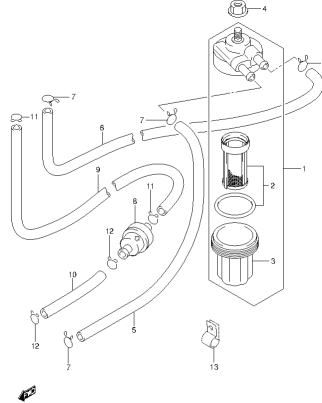
DTB3A\_15A\_F40\_014\_020  
FUEL PUMP

FIG.21



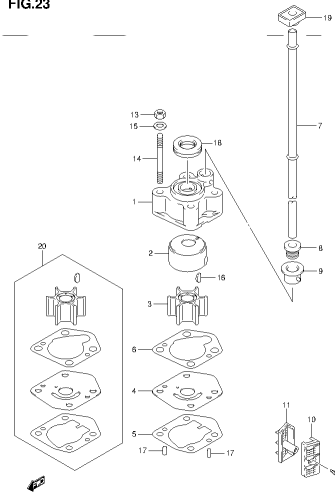
DTB3A\_15A\_F40\_014\_021  
FUEL PUMP

FIG.22



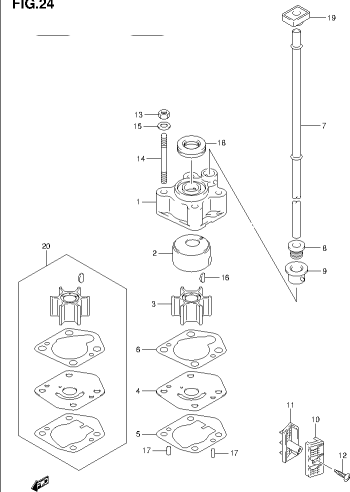
DTB3A\_15A\_F40\_014\_022  
FUEL PUMP

FIG.23

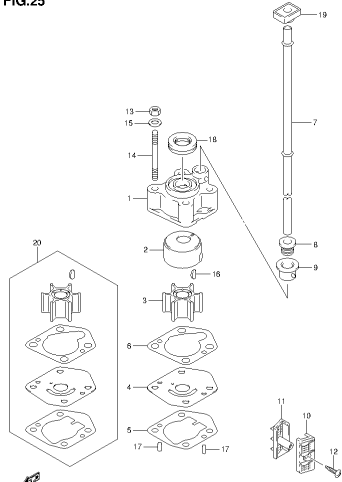


DTB3A\_15A\_F40\_014\_023  
WATER PUMP

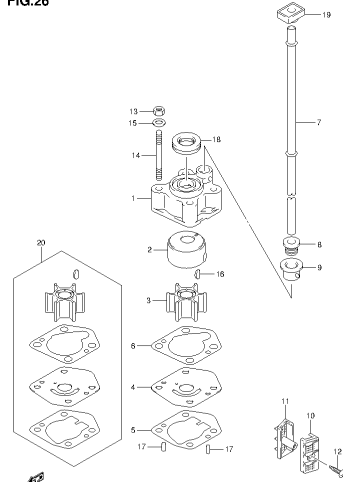
FIG.24



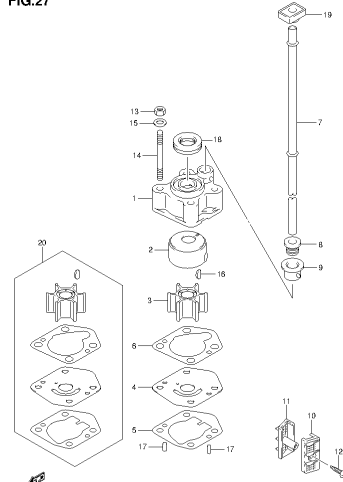
DTB3A\_15A\_F40\_014\_024  
WATER PUMP

**FIG.25**

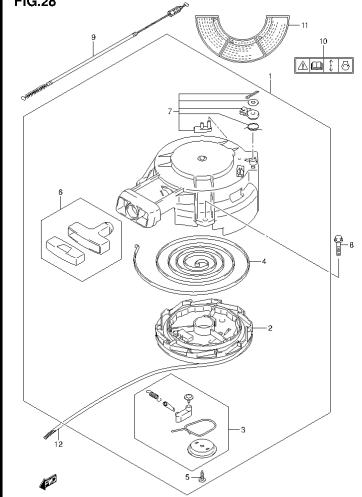
D7B.9A\_15A\_F40\_014\_025  
WATER PUMP

**FIG.26**

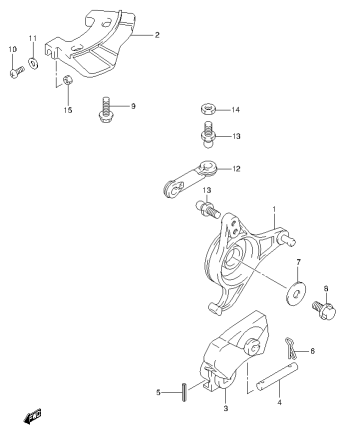
D7B.9A\_15A\_F40\_014\_026  
WATER PUMP

**FIG.27**

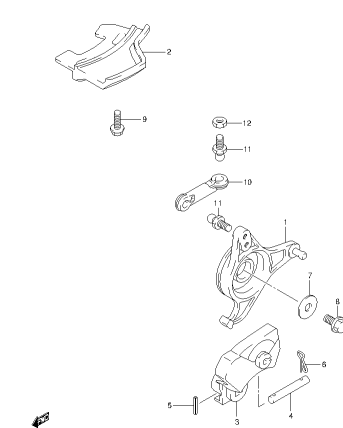
D7B.9A\_15A\_F40\_014\_027  
WATER PUMP

**FIG.28**

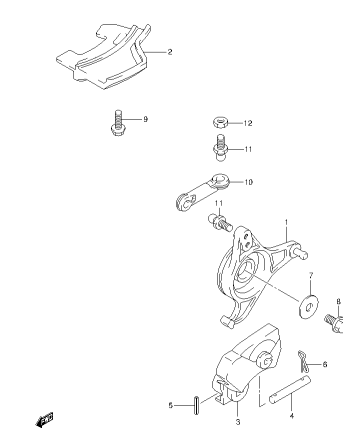
D7B.9A\_15A\_F40\_014\_028  
RECOIL STARTER

**FIG.29**

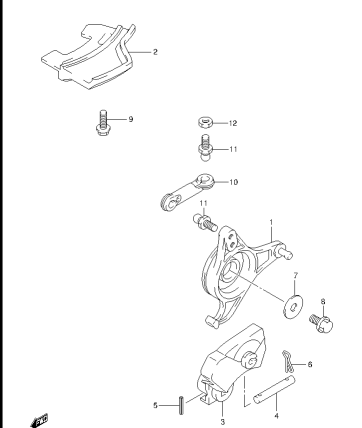
D7B.9A\_15A\_F40\_014\_029  
THROTTLE CONTROL

**FIG.30**

D7B.9A\_15A\_F40\_014\_030  
THROTTLE CONTROL

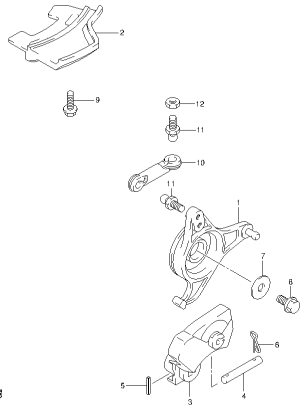
**FIG.31**

D7B.9A\_15A\_F40\_014\_031  
THROTTLE CONTROL

**FIG.32**

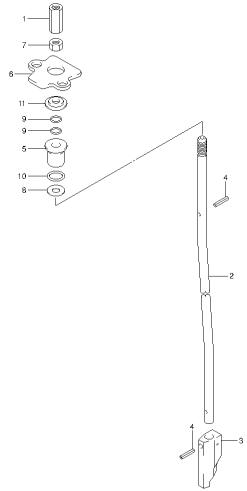
D7B.9A\_15A\_F40\_014\_032  
THROTTLE CONTROL

FIG.33



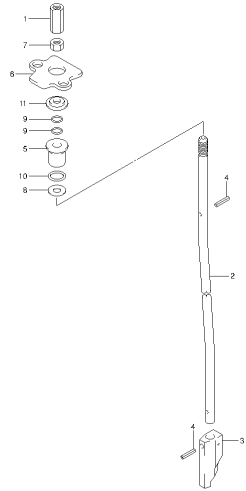
DTB3A\_15A\_F40\_014\_033  
THROTTLE CONTROL

FIG.34



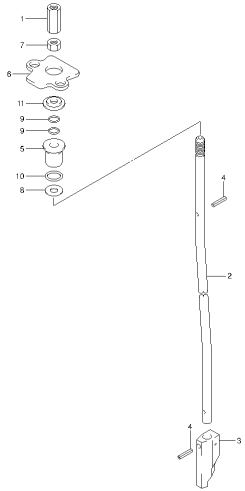
DTB3A\_15A\_F40\_014\_034  
SHIFT ROD

FIG.35



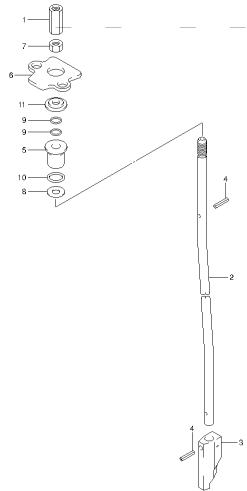
DTB3A\_15A\_F40\_014\_035  
SHIFT ROD

FIG.36



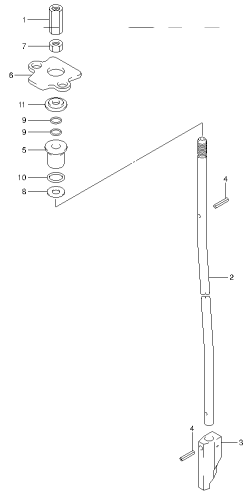
DTB3A\_15A\_F40\_014\_036  
SHIFT ROD

FIG.37



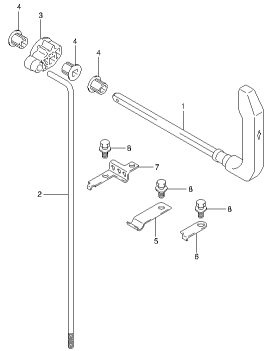
DTB3A\_15A\_F40\_014\_037  
SHIFT ROD

FIG.38



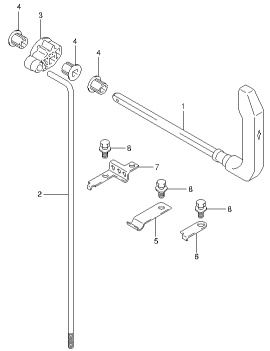
DTB3A\_15A\_F40\_014\_038  
SHIFT ROD

FIG.39



DTB3A\_15A\_F40\_014\_039  
CLUTCH LEVER

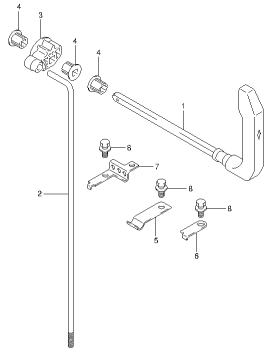
FIG.40



DTB3A\_15A\_F40\_014\_040  
CLUTCH LEVER

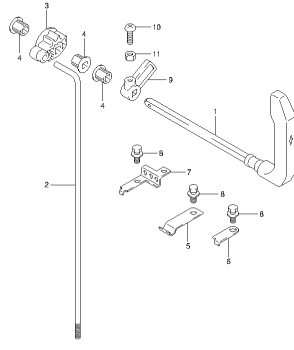


FIG.41



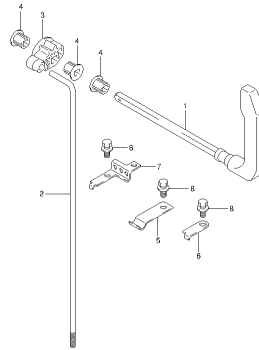
DT8.9A\_15A\_F40\_014\_041  
CLUTCH LEVER.

FIG.42



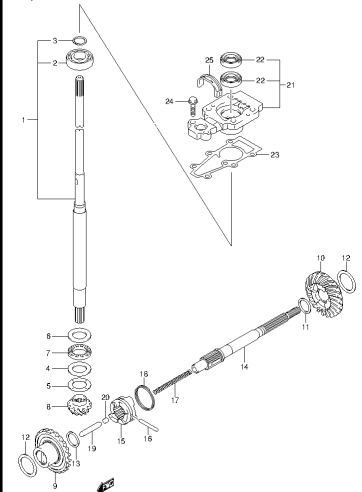
DT8.9A\_15A\_F40\_014\_042  
CLUTCH LEVER.

FIG.43



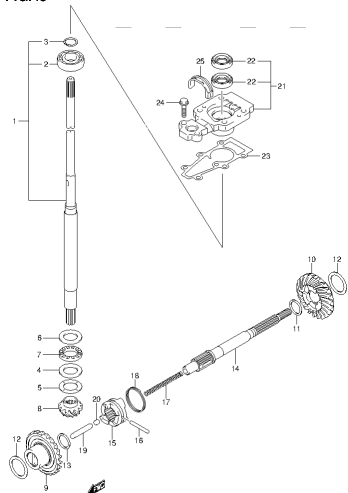
DT8.9A\_15A\_F40\_014\_043  
CLUTCH LEVER.

FIG.44



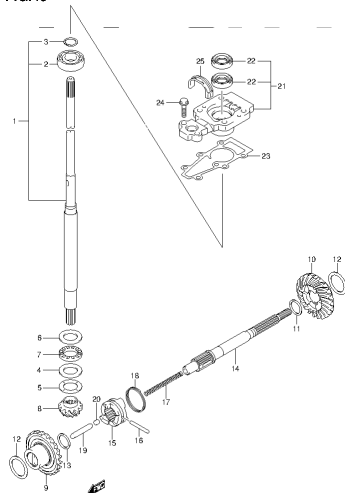
DT8.9A\_15A\_F40\_014\_044  
TRANSMISSION.

FIG.45



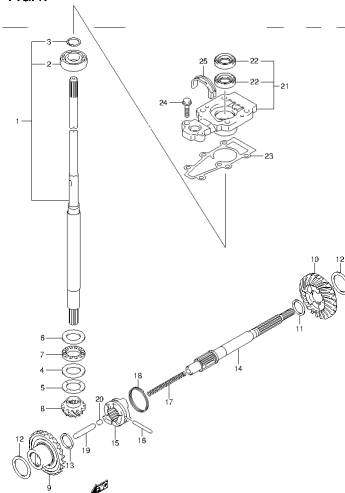
DT8.9A\_15A\_F40\_014\_045  
TRANSMISSION.

FIG.46



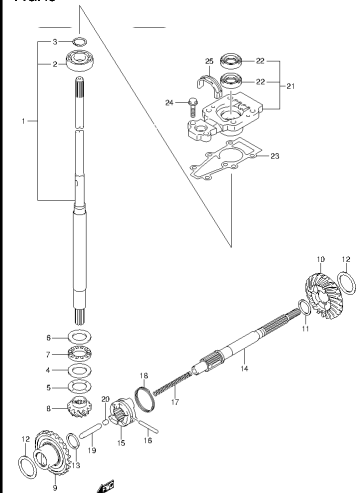
DT8.9A\_15A\_F40\_014\_046  
TRANSMISSION.

FIG.47



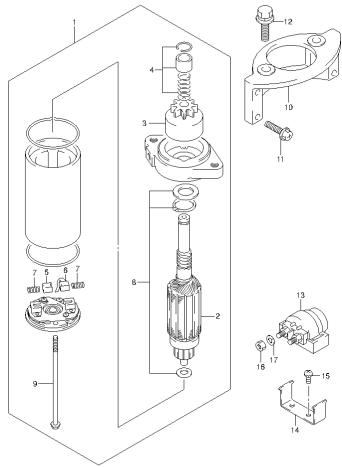
DT8.9A\_15A\_F40\_014\_047  
TRANSMISSION.

FIG.48



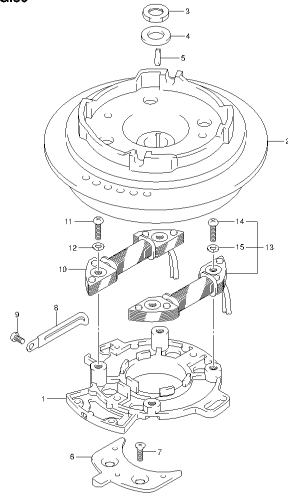
DT8.9A\_15A\_F40\_014\_048  
TRANSMISSION.

FIG.49



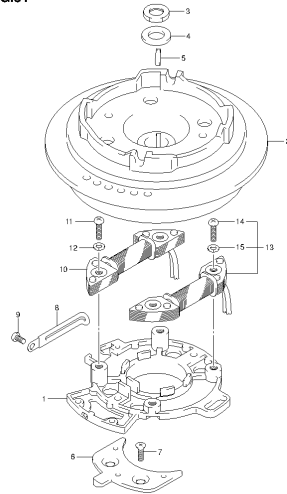
DTB9A\_15A\_F40\_014\_049  
STARTING MOTOR

FIG.50



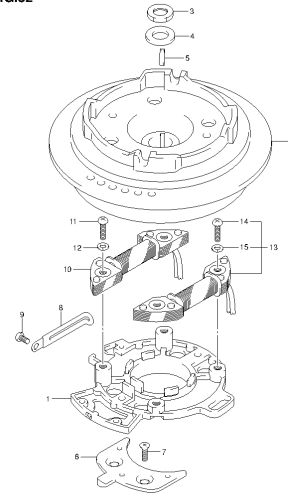
DTB9A\_15A\_F40\_014\_050  
MAGNETO

FIG.51



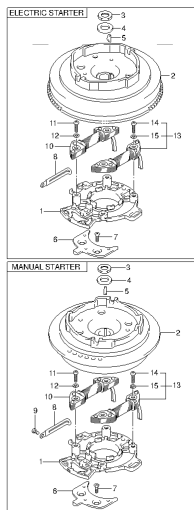
DTB9A\_15A\_F40\_014\_051  
MAGNETO

FIG.52



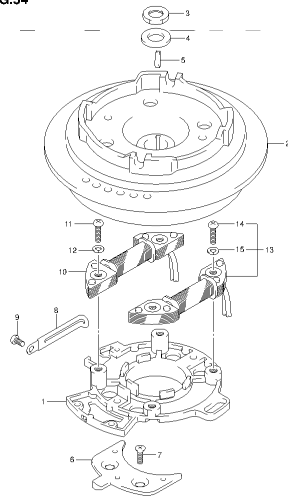
DTB9A\_15A\_F40\_014\_052  
MAGNETO

FIG.53



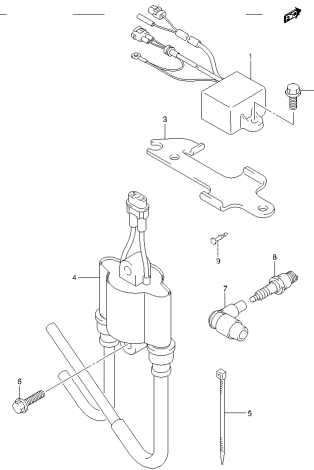
DTB9A\_15A\_F40\_014\_053  
MAGNETO

FIG.54



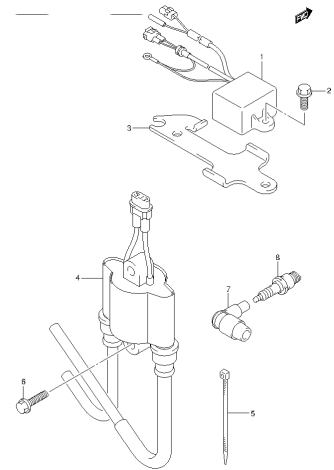
DTB9A\_15A\_F40\_014\_054  
MAGNETO

FIG.55



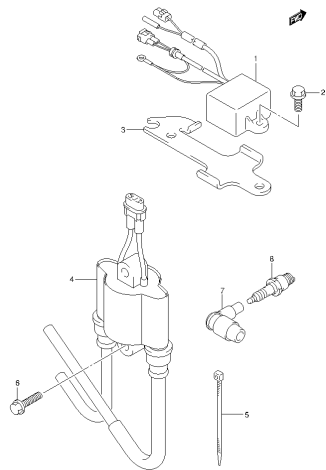
DTB9A\_15A\_F40\_014\_055  
IGNITION COIL

FIG.56



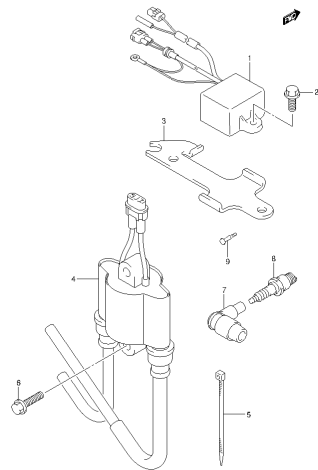
DTB9A\_15A\_F40\_014\_056  
IGNITION COIL

FIG.57



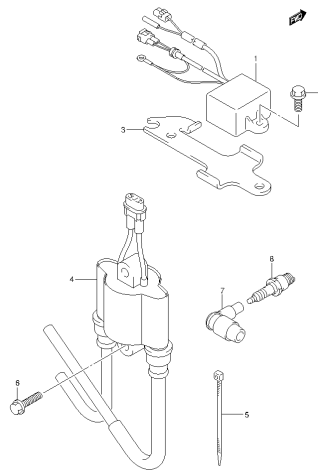
DTB3A\_15A\_F40\_014\_057  
IGNITION COIL

FIG.58



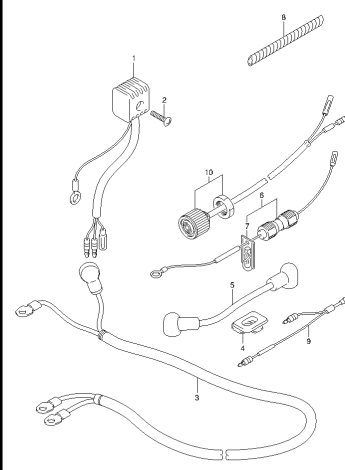
DTB3A\_15A\_F40\_014\_058  
IGNITION COIL

FIG.59



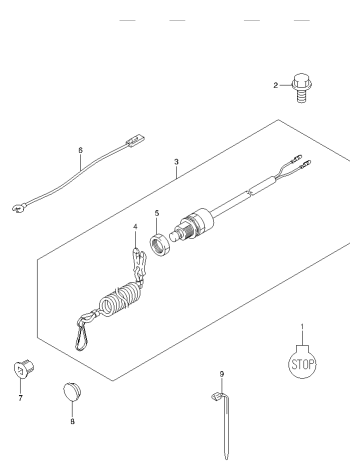
DTB3A\_15A\_F40\_014\_059  
IGNITION COIL

FIG.60



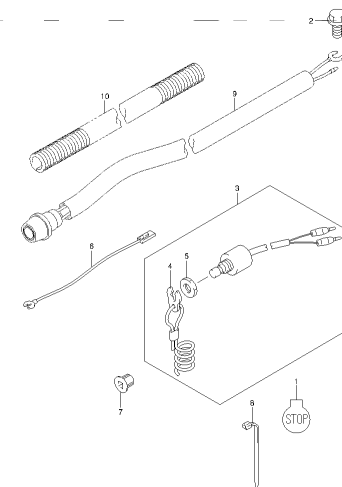
DTB3A\_15A\_F40\_014\_060  
HARNES

FIG.61



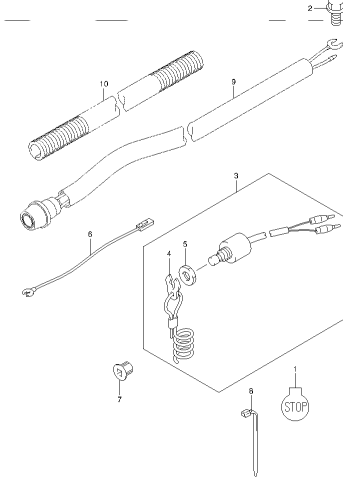
DTB3A\_15A\_F40\_014\_061  
ELECTRICAL

FIG.62



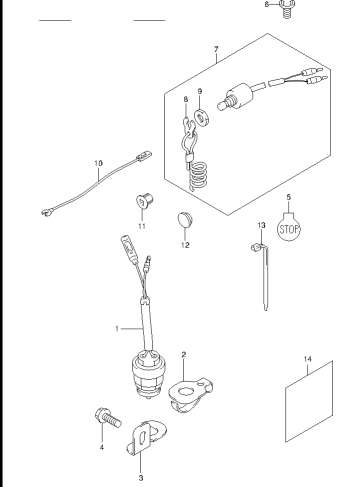
DTB3A\_15A\_F40\_014\_062  
ELECTRICAL

FIG.63



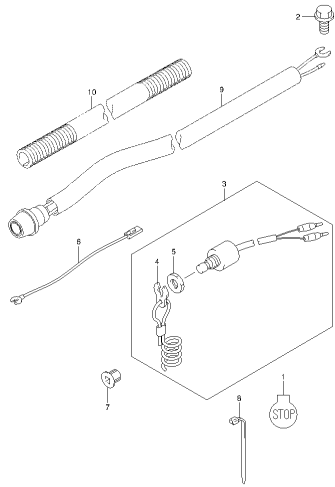
DTB3A\_15A\_F40\_014\_063  
ELECTRICAL

FIG.64



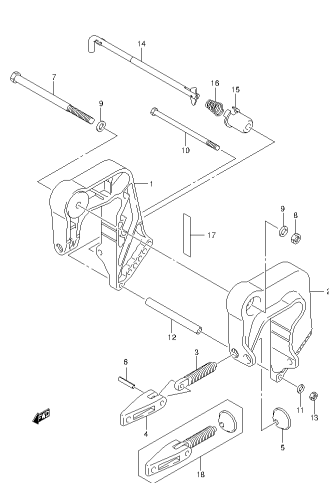
DTB3A\_15A\_F40\_014\_064  
ELECTRICAL

FIG.65



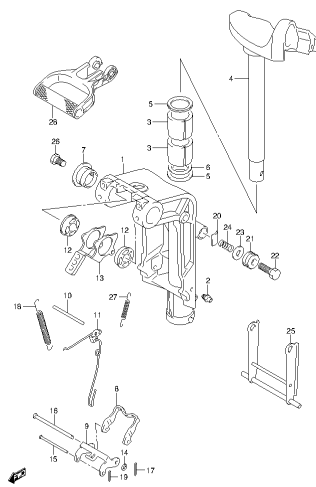
DT8.9A\_15A\_F40\_014\_065  
ELECTRICAL

FIG.66



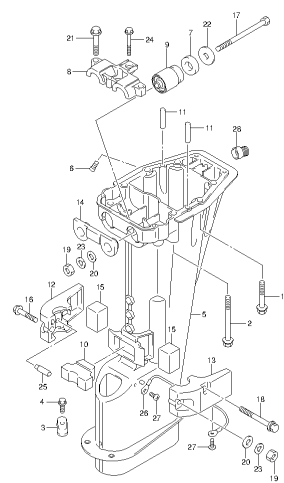
DT8.9A\_15A\_F40\_014\_066  
CLAMP BRACKET

FIG.67



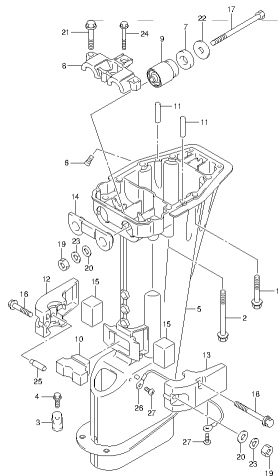
DT8.9A\_15A\_F40\_014\_067  
SWIVEL BRACKET

FIG.68



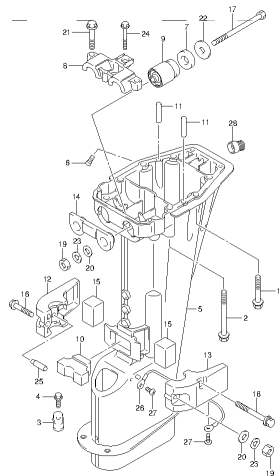
DT8.9A\_15A\_F40\_014\_068  
DRIVE SHAFT HOUSING

FIG.69



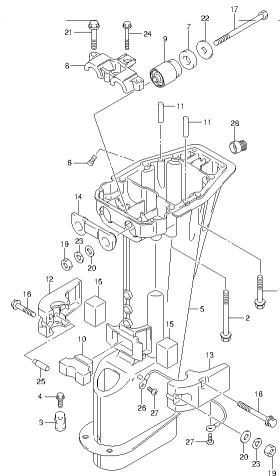
DT8.9A\_15A\_F40\_014\_069  
DRIVE SHAFT HOUSING

FIG.70



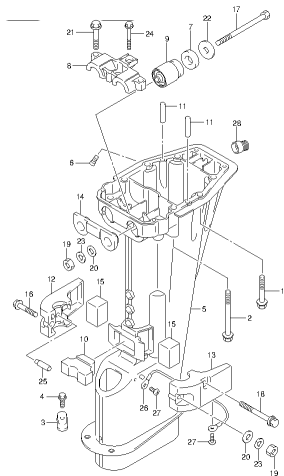
DT8.9A\_15A\_F40\_014\_070  
DRIVE SHAFT HOUSING

FIG.71



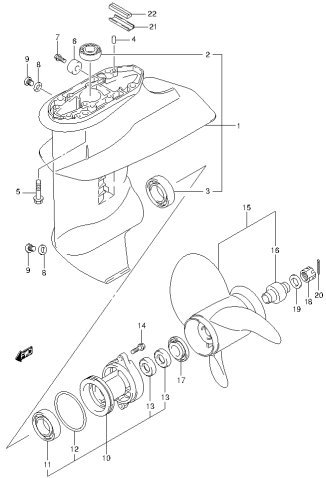
DT8.9A\_15A\_F40\_014\_071  
DRIVE SHAFT HOUSING

FIG.72



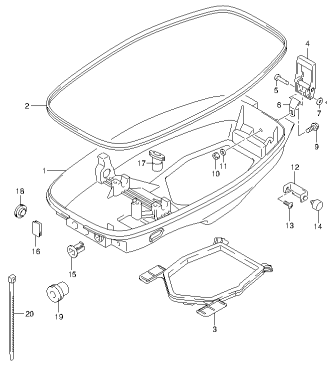
DT8.9A\_15A\_F40\_014\_072  
DRIVE SHAFT HOUSING

FIG.73



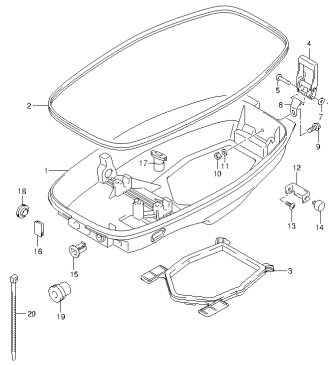
DTB9A\_15A\_F40\_014\_073  
GEAR CASE

FIG.74



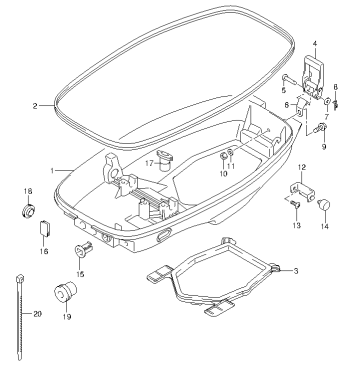
DTB9A\_15A\_F40\_014\_074  
LOWER COVER

FIG.75



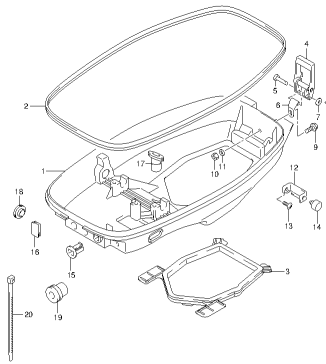
DTB9A\_15A\_F40\_014\_075  
LOWER COVER

FIG.76



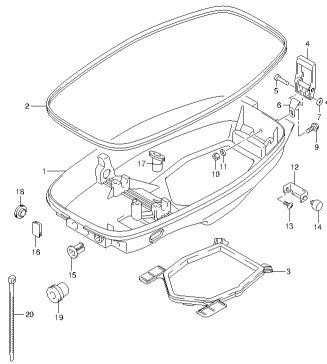
DTB9A\_15A\_F40\_014\_076  
LOWER COVER

FIG.77



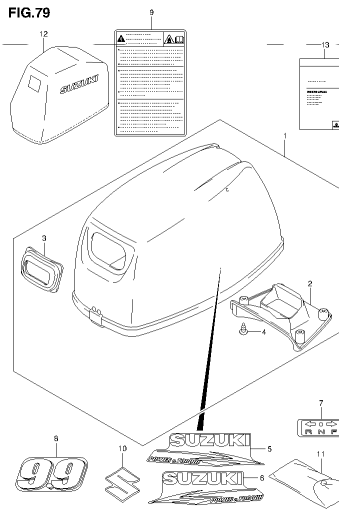
DTB9A\_15A\_F40\_014\_077  
LOWER COVER

FIG.78



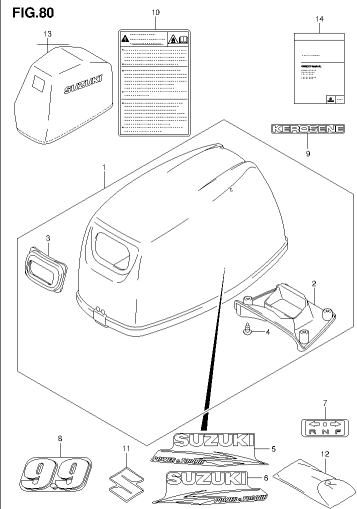
DTB9A\_15A\_F40\_014\_078  
LOWER COVER

FIG.79

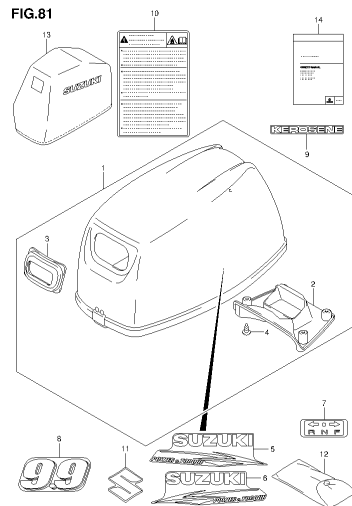


DTB9A\_15A\_F40\_014\_079  
ENGINE COVER

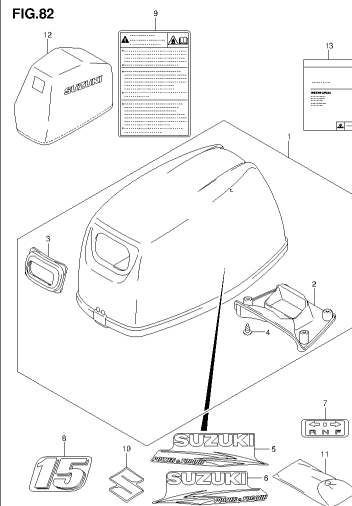
FIG.80



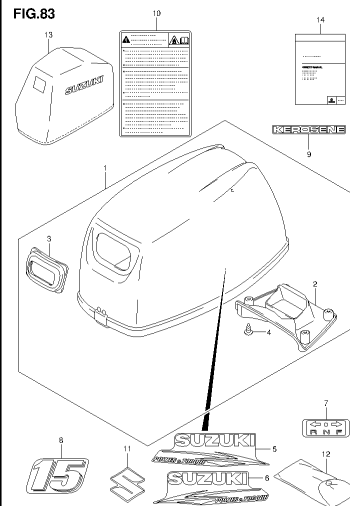
DTB9A\_15A\_F40\_014\_080  
ENGINE COVER



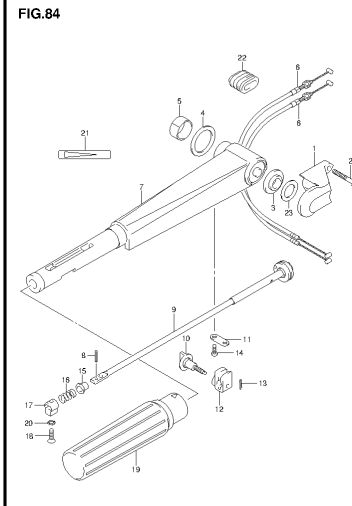
DTR9A\_15A\_F40\_014\_081  
ENGINE COVER.



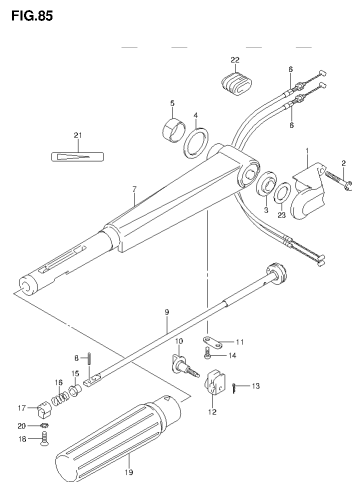
DTR9A\_15A\_F40\_014\_082  
ENGINE COVER.



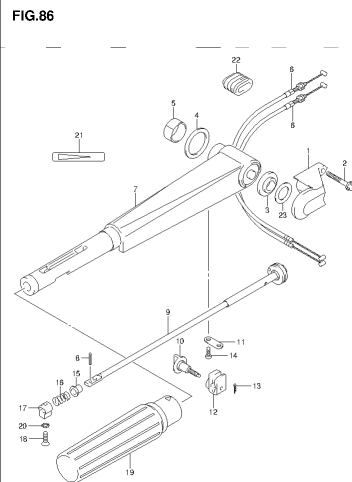
DTR9A\_15A\_F40\_014\_083  
ENGINE COVER.



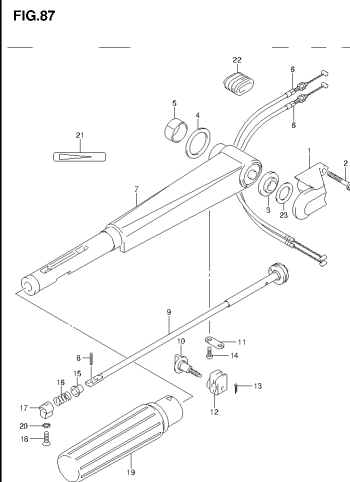
DTR9A\_15A\_F40\_014\_084  
TILLER HANDLE.



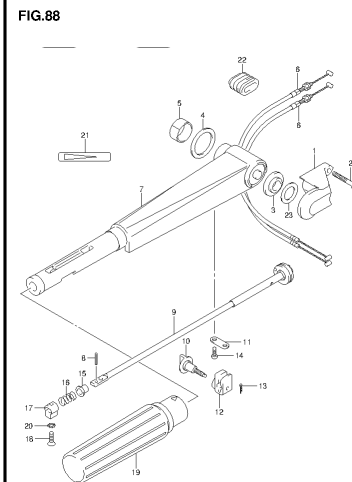
DTR9A\_15A\_F40\_014\_085  
TILLER HANDLE.



DTR9A\_15A\_F40\_014\_086  
TILLER HANDLE.

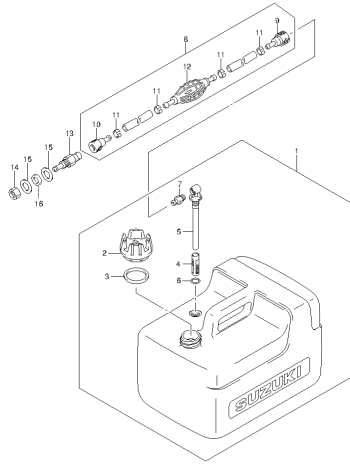


DTR9A\_15A\_F40\_014\_087  
TILLER HANDLE.



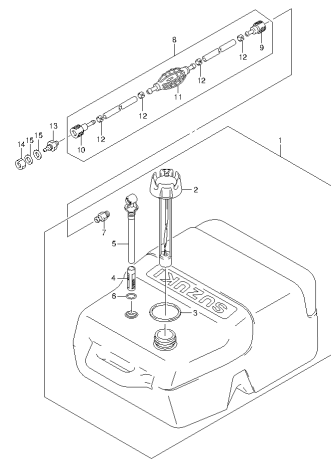
DTR9A\_15A\_F40\_014\_088  
TILLER HANDLE.

FIG.89



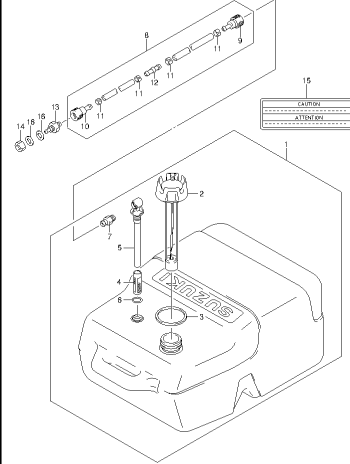
DT89A\_15A\_F40\_014\_089  
FUEL TANK

FIG.90



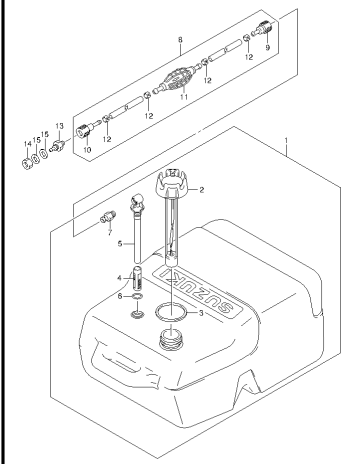
DT89A\_15A\_F40\_014\_090  
FUEL TANK

FIG.91



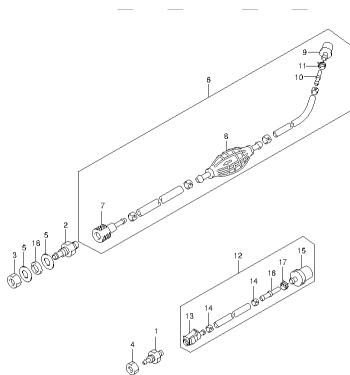
DT89A\_15A\_F40\_014\_091  
FUEL TANK

FIG.92



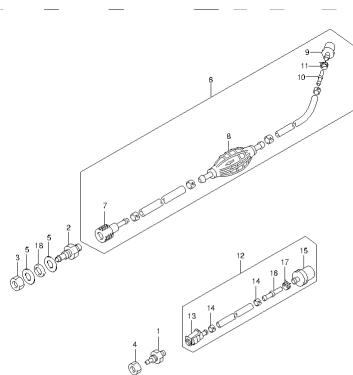
DT89A\_15A\_F40\_014\_092  
FUEL TANK

FIG.93



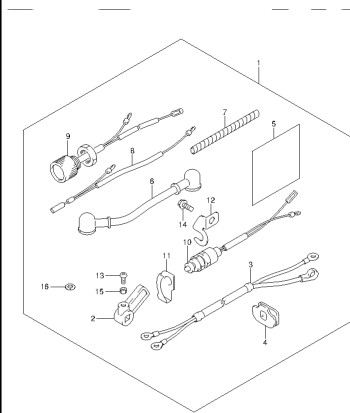
DT89A\_15A\_F40\_014\_093  
FUEL HOSE

FIG.94



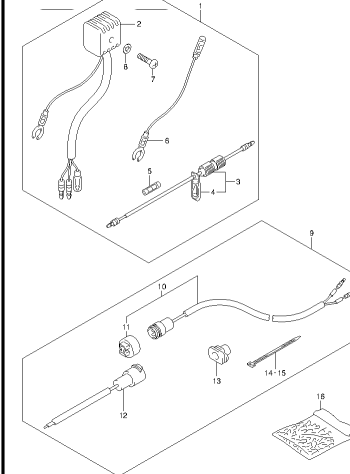
DT89A\_15A\_F40\_014\_094  
FUEL HOSE

FIG.95



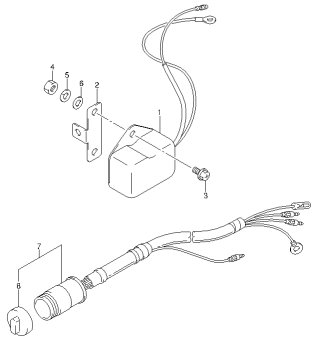
DT89A\_15A\_F40\_014\_095  
OPT.STARTING MOTOR

FIG.96



DT89A\_15A\_F40\_014\_096  
OPT.ELECTRICAL (1)

FIG.97



DT89A\_15A\_P40\_04\_097  
OFF ELECTRICAL (2)



FIG.1

FIG.1 (1-B-2) CYLINDER (DT9.9A P40)

REF NO.	PART NO.	DESCRIPTION	Q'TY	REMARKS
1	11110-90L40	CYLINDER HEAD	1	
2	11141-93960	GASKET, CYLINDER HEAD	1	
3	01580-08407	BOLT	10	
4	11300-90L20	CYLINDER ASSY	1	
5	04211-09109	.KNOCK PIN	2	
6	01560-06657	.BOLT	2	
7	01560-06457	.BOLT	2	
8	01560-08457	.BOLT	6	
9	14151-90L00	GASKET, EXHAUST COVER	2	
10	14131-90L10	PLATE, EXHAUST COVER	1	
11	14141-90L10	COVER, EXHAUST	1	
12	01550-06307	BOLT	9	
13	17681-90L10	COVER, THERMOSTAT	1	
14	17685-91D00	GASKET, THERMOSTAT COVER	1	
15	01550-06357	BOLT	3	
16	17670-93962	THERMOSTAT (50C)	1	

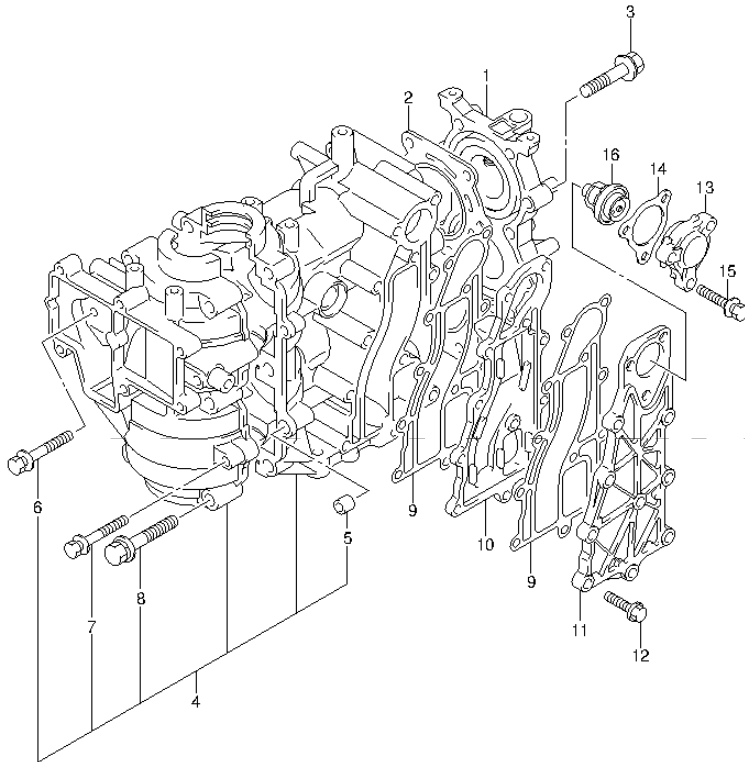


FIG.2

FIG.2 (1-B-3) CYLINDER (DT9.9AK P40)

REF NO.	PART NO.	DESCRIPTION	Q'TY	REMARKS
1	11110-90L50	CYLINDER HEAD	1	
2	11141-93960	GASKET, CYLINDER HEAD	1	
3	01580-08407	BOLT	10	
4	11300-90L20	CYLINDER ASSY	1	
5	04211-09109	.KNOCK PIN	2	
6	01560-06657	.BOLT	2	
7	01560-06457	.BOLT	2	
8	01560-08457	.BOLT	6	
9	14151-90L00	GASKET, EXHAUST COVER	2	
10	14131-90L10	PLATE, EXHAUST COVER	1	
11	14141-90L10	COVER, EXHAUST	1	
12	01550-06307	BOLT	9	
13	17681-90L10	COVER, THERMOSTAT	1	
14	17685-91D00	GASKET, THERMOSTAT COVER	1	
15	01550-06357	BOLT	3	
16	17670-93953	THERMOSTAT (60C)	1	

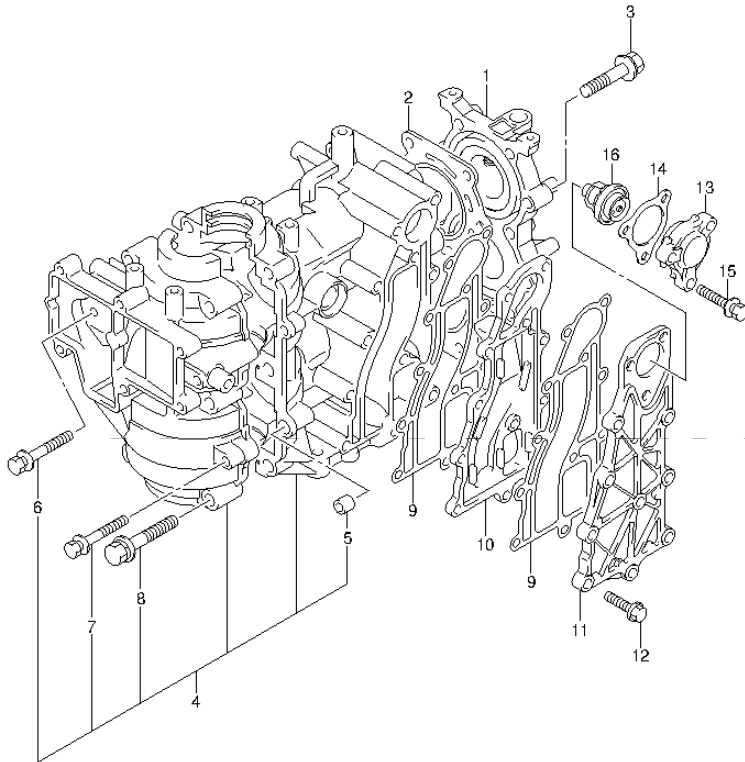
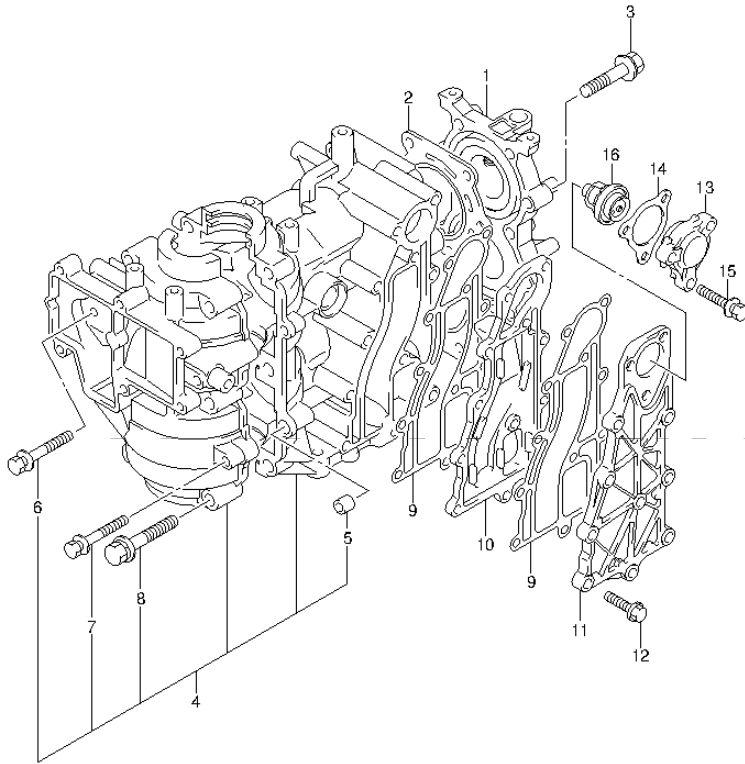


FIG.3

FIG.3 (1-B-4) CYLINDER (DT9.9AK P36)

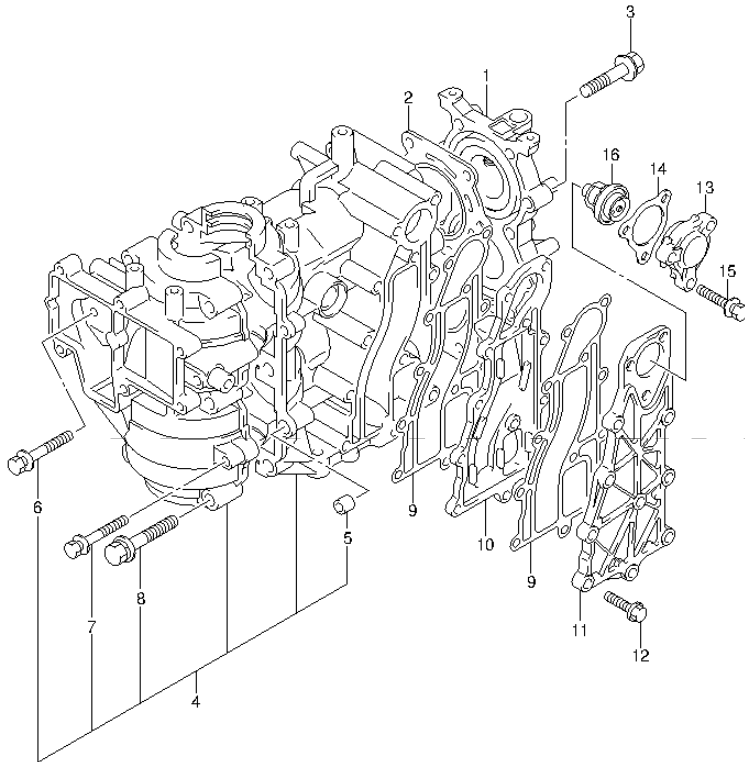
REF NO.	PART NO.	DESCRIPTION	Q'TY	REMARKS
1	11110-90L50	CYLINDER HEAD	1	
2	11141-93960	GASKET, CYLINDER HEAD	1	
3	01580-08407	BOLT	10	
4	11300-90L20	CYLINDER ASSY	1	
5	04211-09109	.KNOCK PIN	2	
6	01560-06657	.BOLT	2	
7	01560-06457	.BOLT	2	
8	01560-08457	.BOLT	6	
9	14151-90L00	GASKET, EXHAUST COVER	2	
10	14131-90L10	PLATE, EXHAUST COVER	1	
11	14141-90L10	COVER, EXHAUST	1	
12	01550-06307	BOLT	9	
13	17681-90L10	COVER, THERMOSTAT	1	
14	17685-91D00	GASKET, THERMOSTAT COVER	1	
15	01550-06357	BOLT	3	
16	17670-93953	THERMOSTAT (60C)	1	



**FIG.4**

**FIG.4 (1-B-5) CYLINDER (DT15A P40)**

REF NO.	PART NO.	DESCRIPTION	Q'TY	REMARKS
1	11110-90L40	CYLINDER HEAD	1	
2	11141-93960	GASKET, CYLINDER HEAD	1	
3	01580-08407	BOLT	10	
4	11300-90L20	CYLINDER ASSY	1	
5	04211-09109	.KNOCK PIN	2	
6	01560-06657	.BOLT	2	
7	01560-06457	.BOLT	2	
8	01560-08457	.BOLT	6	
9	14151-90L00	GASKET, EXHAUST COVER	2	
10	14131-90L10	PLATE, EXHAUST COVER	1	
11	14141-90L10	COVER, EXHAUST	1	
12	01550-06307	BOLT	9	
13	17681-90L10	COVER, THERMOSTAT	1	
14	17685-91D00	GASKET, THERMOSTAT COVER	1	
15	01550-06357	BOLT	3	
16	17670-93962	THERMOSTAT (50C)	1	



**FIG.5**

**FIG.5 (1-B-6) CYLINDER (DT15AK P36)**

REF NO.	PART NO.	DESCRIPTION	Q'TY	REMARKS
1	11110-90L50	CYLINDER HEAD	1	
2	11141-93960	GASKET, CYLINDER HEAD	1	
3	01580-08407	BOLT	10	
4	11300-90L20	CYLINDER ASSY	1	
5	04211-09109	.KNOCK PIN	2	
6	01560-06657	.BOLT	2	
7	01560-06457	.BOLT	2	
8	01560-08457	.BOLT	6	
9	14151-90L00	GASKET, EXHAUST COVER	2	
10	14131-90L10	PLATE, EXHAUST COVER	1	
11	14141-90L10	COVER, EXHAUST	1	
12	01550-06307	BOLT	9	
13	17681-90L10	COVER, THERMOSTAT	1	
14	17685-91D00	GASKET, THERMOSTAT COVER	1	
15	01550-06357	BOLT	3	
16	17670-94402	THERMOSTAT (60C)	1	

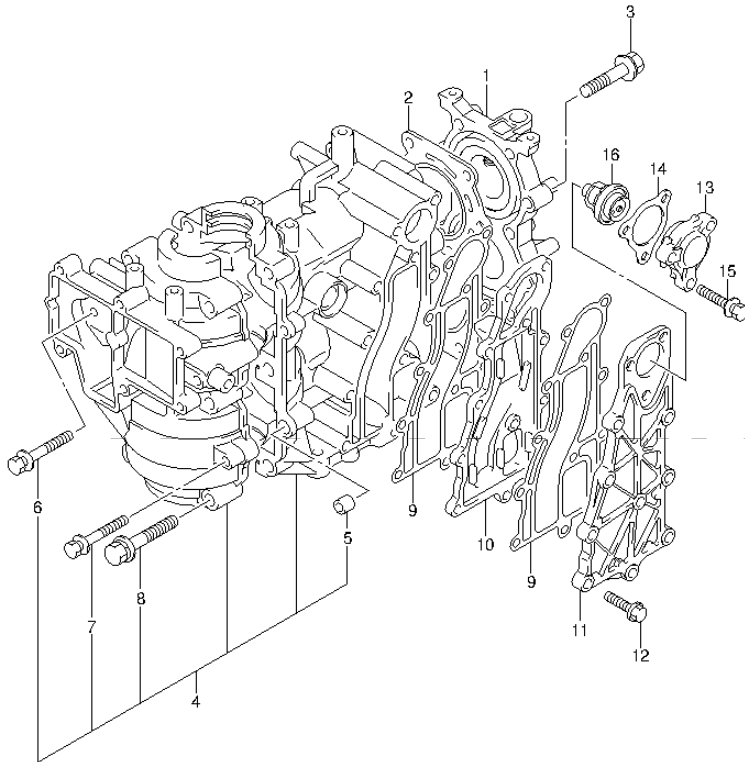


FIG.6

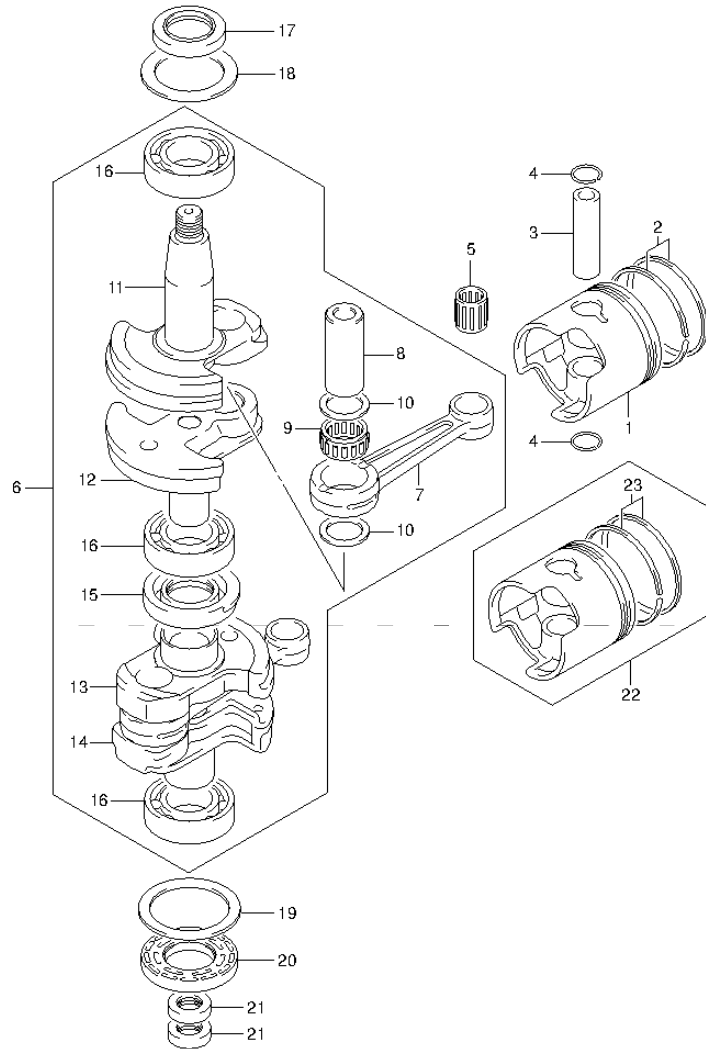


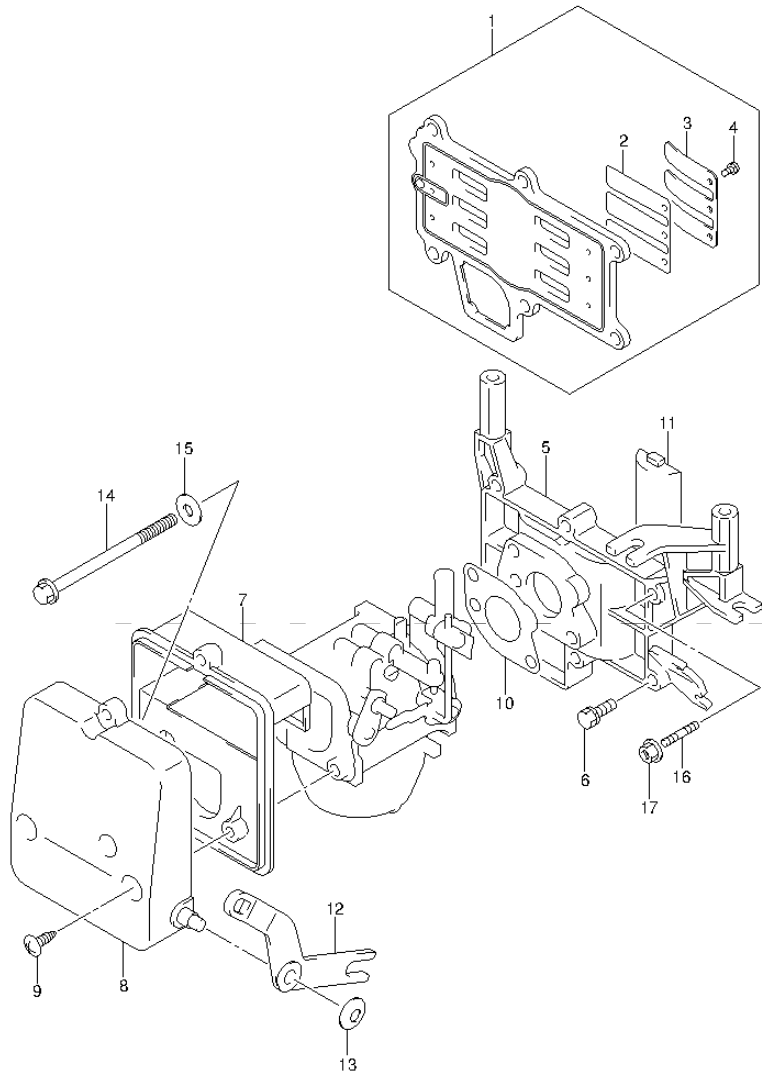
FIG.6 (1-B-7) CRANKSHAFT

REF NO.	PART NO.	DESCRIPTION	Q'TY	REMARKS
1	12110-90L00-0B0	PISTON	2	
2	12140-90L00	RING SET, PISTON	2	
3	12151-63100	PIN, PISTON	2	
4	09381-14001	SNAP RING	4	
5	09263-14022	BEARING (14X18X19.8)	2	
6	12200-95L00	CRANKSHAFT ASSY	1	
7	12161-90L00	.ROD, CONNECTING	2	
8	12211-93900	.PIN, CRANK	2	
9	09263-20L03	.BEARING (20X27X16)	2	
10	09160-20052	.WASHER (20X34X1)	4	
11	12221-95L00	.CRANKSHAFT, UPPER	1	
12	12231-95L00	.WHEEL, MIDDLE UPPER	1	
13	12232-95L00	.WHEEL, MIDDLE UNDER	1	
14	12240-95L00	.CRANKSHAFT, UNDER	1	
15	09289-30L01	.OIL SEAL (30X56.5X10)	1	
16	09262-25L09	.BEARING (25X52X15)	3	
17	09283-25035	OIL SEAL (25X40X7)	1	
18	09160-36003	WASHER (36X52X1)	1	
19	09160-46004	WASHER (44X57X2)	1	
20	09283-25075	OIL SEAL (25X52X7)	1	
21	09282-12L04	OIL SEAL (12X25X7)	2	
22	12100-90L00-050	PISTON/RING SET (OS:0.50)	2	OPT
23	12140-93140-050	.RING SET, PISTON (OS:0.50)	2	OPT

FIG.7

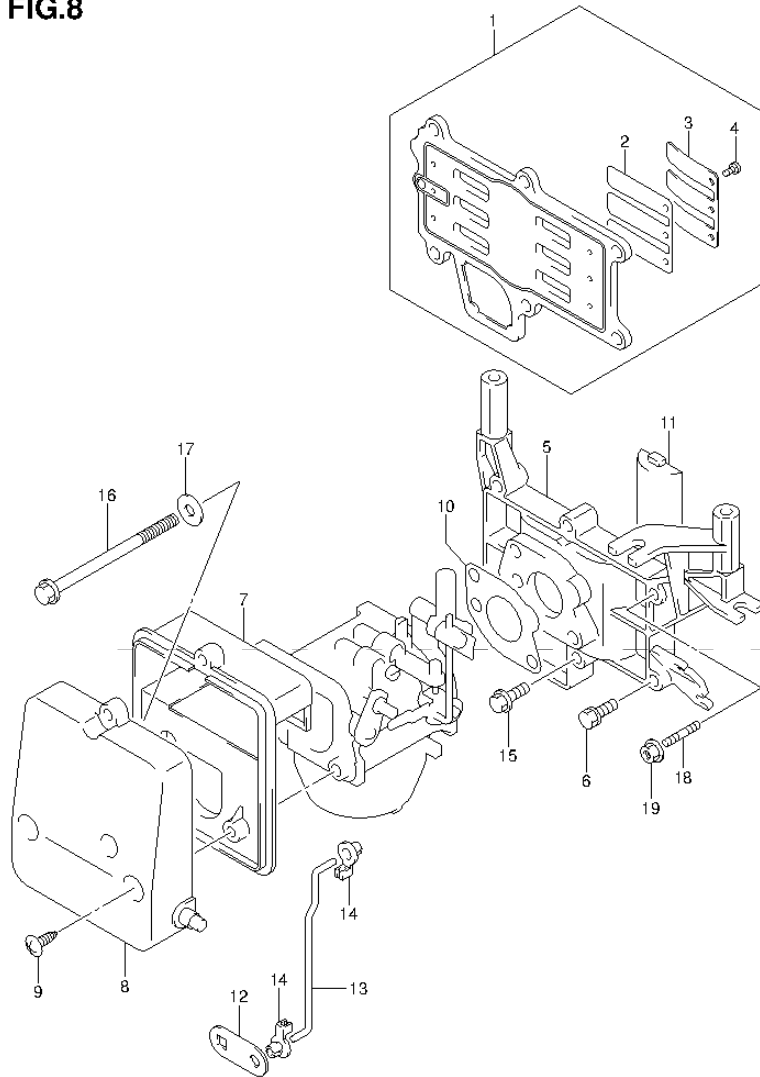
FIG.7 (1-B-8) INLET CASE (DT9.9A P40)

REF NO.	PART NO.	DESCRIPTION	Q'TY	REMARKS
1	13150-95L00	REED VALVE ASSY	1	
2	13153-90L00	.REED VALVE	2	
3	13152-95L00	.STOPPER, REED VALVE	2	
4	02112-3306A	.SCREW	6	
5	12481-90L00	CASE, INLET	1	
6	01550-06357	BOLT	4	
7	13811-93950	CASE, SILENCER	1	
8	13812-93900	COVER, SILENCER	1	
9	03542-05169	SCREW	3	
10	13125-91D00	GASKET, CARBURETOR	1	
11	12485-93900	PIECE, INLET CASE	1	
12	13633-93900	LEVER, CHOKE	1	
13	09148-06008	NUT	1	
14	01550-06907	BOLT	2	
15	09160-06066	WASHER (6.5X20X1.6)	2	
16	01421-06307	STUD BOLT	2	
17	08316-10067	NUT	2	



**FIG.8**

**FIG.8 (1-B-9) INLET CASE (DT9.9AK P40)**

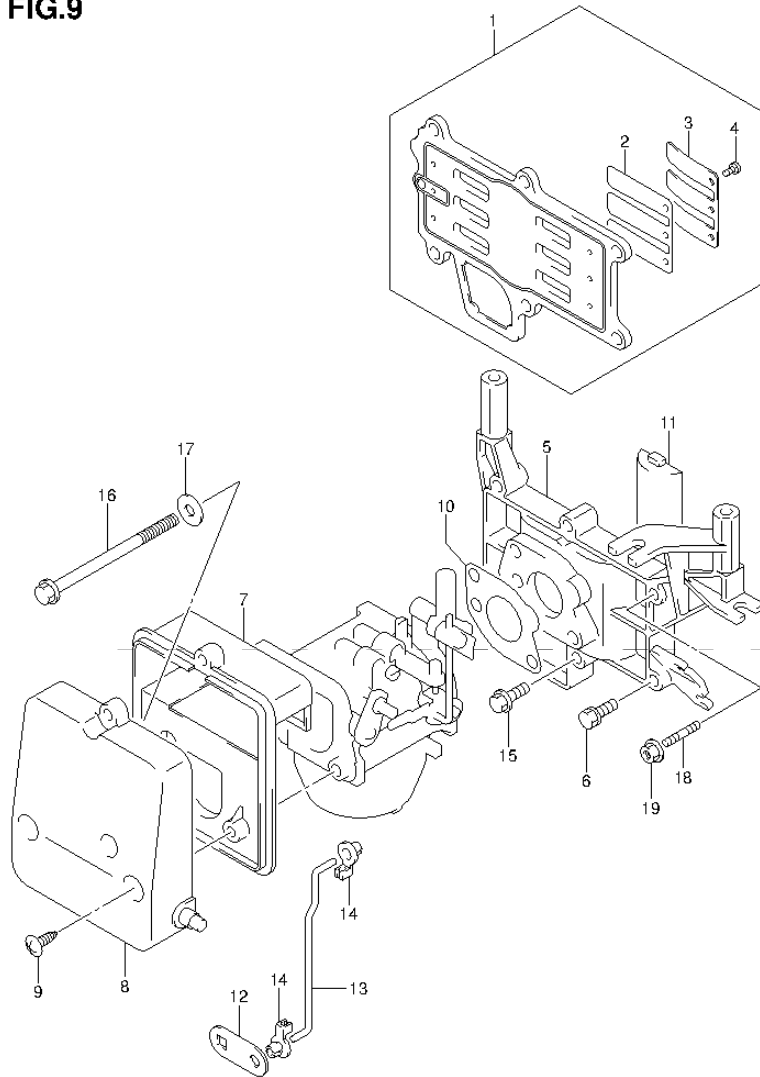


REF NO.	PART NO.	DESCRIPTION	Q'TY	REMARKS
1	13150-90L20	REED VALVE ASSY	1	
2	13153-90L00	.REED VALVE	2	
3	13152-90L20	.STOPPER, REED VALVE	2	
4	02112-3306A	.SCREW	6	
5	12481-90L00	CASE, INLET	1	
6	01550-06357	BOLT	4	
7	13811-93950	CASE, SILENCER	1	
8	13812-93900	COVER, SILENCER	1	
9	03542-05169	SCREW	3	
10	13125-91D00	GASKET, CARBURETOR	1	
11	12485-93900	PIECE, INLET CASE	1	
12	13633-93950	LEVER, CHOKE	1	
13	13634-93952	ROD, CHOKE LEVER	1	
14	13635-93950	CONNECTOR, CHOKE	2	
15	01550-05127	BOLT	1	
16	01550-06907	BOLT	2	
17	09160-06066	WASHER (6.5X20X1.6)	2	
18	01421-06307	STUD BOLT	2	
19	08316-10067	NUT	2	



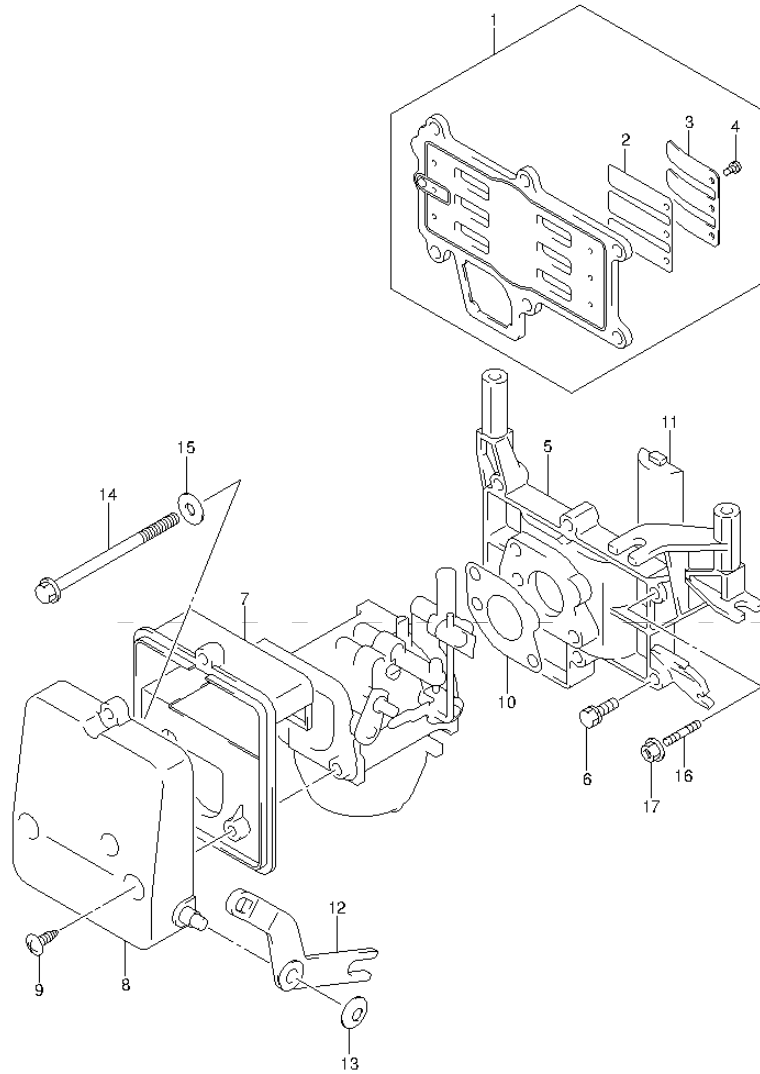
**FIG.9**

**FIG.9 (1-B-10) INLET CASE (DT9.9AK P36)**



REF NO.	PART NO.	DESCRIPTION	Q'TY	REMARKS
1	13150-90L20	REED VALVE ASSY	1	
2	13153-90L00	.REED VALVE	2	
3	13152-90L20	.STOPPER, REED VALVE	2	
4	02112-3306A	.SCREW	6	
5	12481-90L00	CASE, INLET	1	
6	01550-06357	BOLT	4	
7	13811-93950	CASE, SILENCER	1	
8	13812-93900	COVER, SILENCER	1	
9	03542-05169	SCREW	3	
10	13125-91D00	GASKET, CARBURETOR	1	
11	12485-93900	PIECE, INLET CASE	1	
12	13633-93950	LEVER, CHOKE	1	
13	13634-93952	ROD, CHOKE LEVER	1	
14	13635-93950	CONNECTOR, CHOKE	2	
15	01550-05127	BOLT	1	
16	01550-06907	BOLT	2	
17	09160-06066	WASHER (6.5X20X1.6)	2	
18	01421-06307	STUD BOLT	2	
19	08316-10067	NUT	2	

FIG.10



DT9.9A\_15A\_P40\_014\_010  
INLET CASE

FIG.10 (1-B-11) INLET CASE (DT15A P40)

REF NO.	PART NO.	DESCRIPTION	Q'TY	REMARKS
1	13150-90L00	REED VALVE ASSY	1	
2	13153-90L00	.REED VALVE	2	
3	13152-90L00	.STOPPER, REED VALVE	2	
4	02112-3306A	.SCREW	6	
5	12481-90L00	CASE, INLET	1	
6	01550-06357	BOLT	4	
7	13811-93950	CASE, SILENCER	1	
8	13812-93900	COVER, SILENCER	1	
9	03542-05169	SCREW	3	
10	13125-91D00	GASKET, CARBURETOR	1	
11	12485-93900	PIECE, INLET CASE	1	
12	13633-93900	LEVER, CHOKE	1	
13	09148-06008	NUT	1	
14	01550-06907	BOLT	2	
15	09160-06066	WASHER (6.5X20X1.6)	2	
16	01421-06307	STUD BOLT	2	
17	08316-10067	NUT	2	

DT9. 9A\_15A\_P40\_014

FIG.11

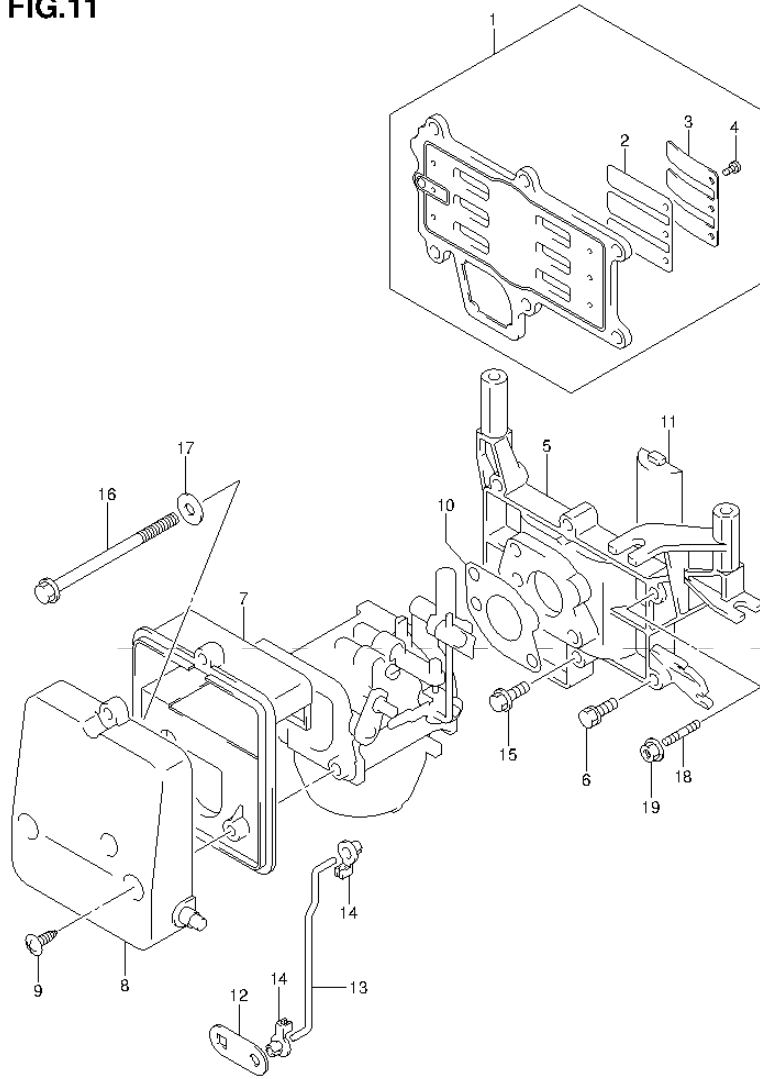


FIG.11 (1-B-12) INLET CASE (DT15AK P36)

REF NO.	PART NO.	DESCRIPTION	Q'TY	REMARKS
1	13150-90L00	REED VALVE ASSY	1	
2	13153-90L00	.REED VALVE	2	
3	13152-90L00	.STOPPER, REED VALVE	2	
4	02112-3306A	.SCREW	6	
5	12481-90L00	CASE, INLET	1	
6	01550-06357	BOLT	4	
7	13811-93950	CASE, SILENCER	1	
8	13812-93900	COVER, SILENCER	1	
9	03542-05169	SCREW	3	
10	13125-91D00	GASKET, CARBURETOR	1	
11	12485-93900	PIECE, INLET CASE	1	
12	13633-93950	LEVER, CHOKE	1	
13	13634-93952	ROD, CHOKE LEVER	1	
14	13635-93950	CONNECTOR, CHOKE	2	
15	01550-05127	SCREW	1	
16	01550-06907	BOLT	2	
17	09160-06066	WASHER (6.5X20X1.6)	2	
18	01421-06307	STUD BOLT	2	
19	08316-10067	NUT	2	

FIG.12

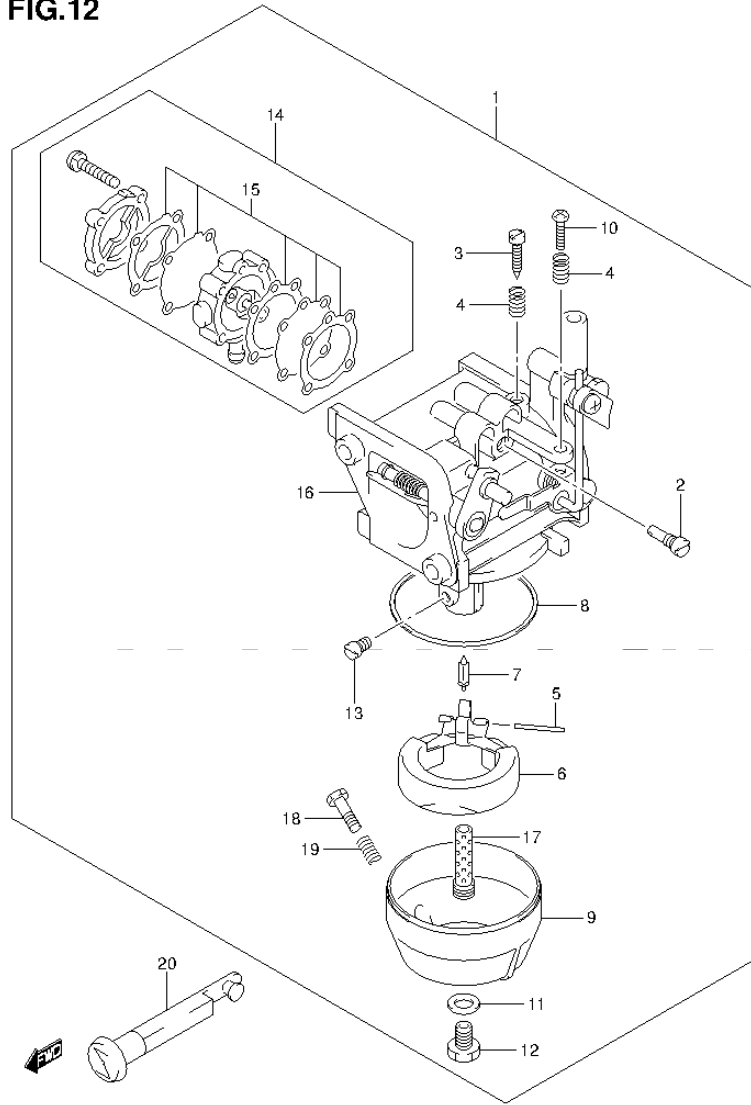


FIG.12 (1-B-13) CARBURETOR (DT9.9A P40)

REF NO.	PART NO.	DESCRIPTION	Q'TY	REMARKS
1	13200-91D21	CARBURETOR ASSY	1	
2	09492-57003	.JET, PILOT	1	
3	13661-93900	.SCREW, PILOT	1	
4	13268-96111	.SPRING, THROTTLE	2	
5	13254-98100	.PIN, FLOAT	1	
6	13250-98110	.FLOAT	1	
7	13371-98100	.NEEDLE	1	
8	13251-98100	.GASKET, FLOAT CHAMBER	1	
9	13245-98110	.CHAMBER, FLOAT	1	
10	13267-93900	.SCREW, THROTTLE STOP	1	
11	13343-98100	.GASKET	1	
12	13613-98100	.BOLT	1	
13	09491-25014	.JET, MAIN (125)	1	
14	15100-93911	.PUMP ASSY, SET	1	
15	15170-93911	.DIAPHRAGM SET	1	
16	13521-93910	.RING	1	
17	13235-91D00	.NOZZLE, MAIN	1	
18	13616-93900	.ADJUSTER	1	
19	13268-96111	.SPRING	1	
20	13631-93910	KNOB, CHOKE LEVER	1	

FIG.13

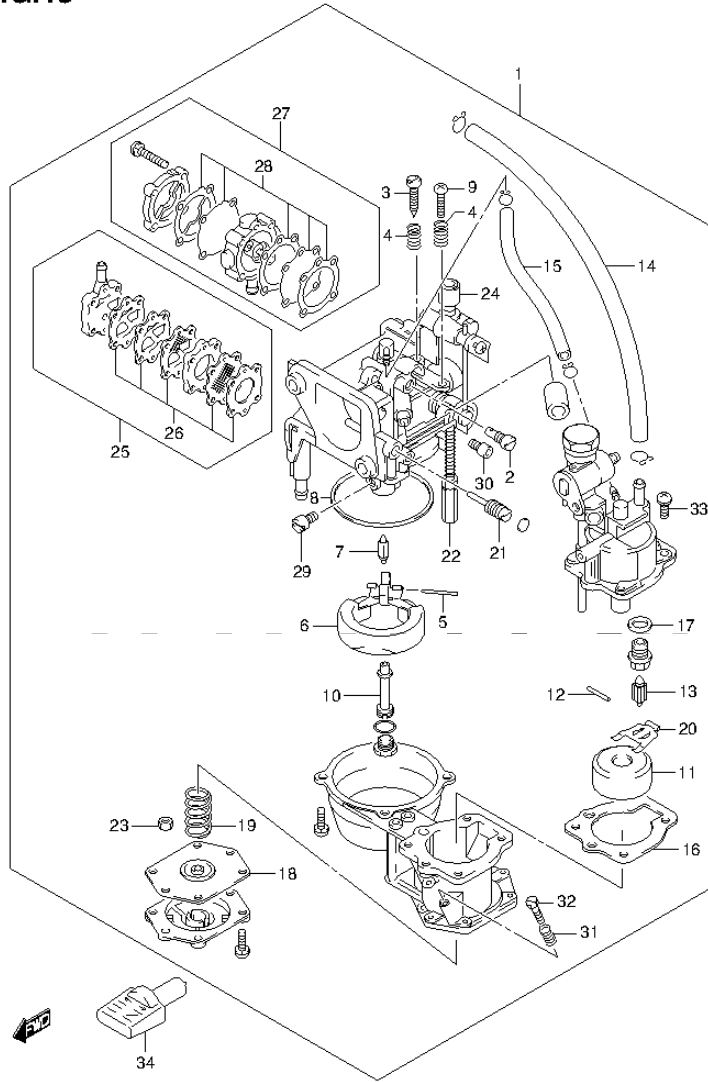


FIG.13 (1-B-14) CARBURETOR (DT9.9AK P40)

REF NO.	PART NO.	DESCRIPTION	Q'TY	REMARKS
1	13200-939H1	CARBURETOR ASSY	1	
2	09492-55009	.JET, PILOT	1	
3	13661-93900	.SCREW, PILOT	1	
4	13268-96111	.SPRING, THROTTLE	2	
5	13254-98100	.PIN, FLOAT	1	
6	13250-98110	.FLOAT	1	
7	13371-98100	.NEEDLE	1	
8	13251-98100	.GASKET, FLOAT CHAMBER	1	
9	13267-93900	.SCREW, THROTTLE STOP	1	
10	13235-93950	.NOZZLE	1	
11	13270-94350	.FLOAT	1	
12	13254-98410	.PIN	1	
13	13370-94350	.VALVE ASSY, NEEDLE	1	
14	09355-45855-600	.HOSE (4.5X8.5X600)	1	
15	13652-93950	.HOSE	1	
16	13265-93950	.GASKET	1	
17	13392-58600	.PACKING	1	
18	13450-93950	.MEMBRANE ASSY	1	
19	13441-94350	.SPRING	1	
20	13282-94350	.ARM	1	
21	13443-94350	.VALVE ASSY	1	
22	13599-95211	.NUT	1	
23	13599-95210	.NUT	1	
24	13521-93910	.RING	1	
25	15100-93951	.PUMP ASSY, FUEL	1	FOR GASOLINE
26	15170-93951	..DIAPHRAGM SET	1	FOR GASOLINE
27	15100-93911	.PUMP ASSY, FUEL	1	FOR KEROSENE
28	15170-93911	..DIAPHRAGM SET	1	FOR KEROSENE
29	09491-20025	.JET, MAIN (102.5)	1	
30	09493-32003	.JET AIR (1.6)	1	
31	13268-96111	.SPRING	2	
32	13616-93900	.ADJUSTER	1	
33	13249-93900	.SCREW	8	
34	13631-93960	KNOB, CHOKE LEVER	1	

FIG.14

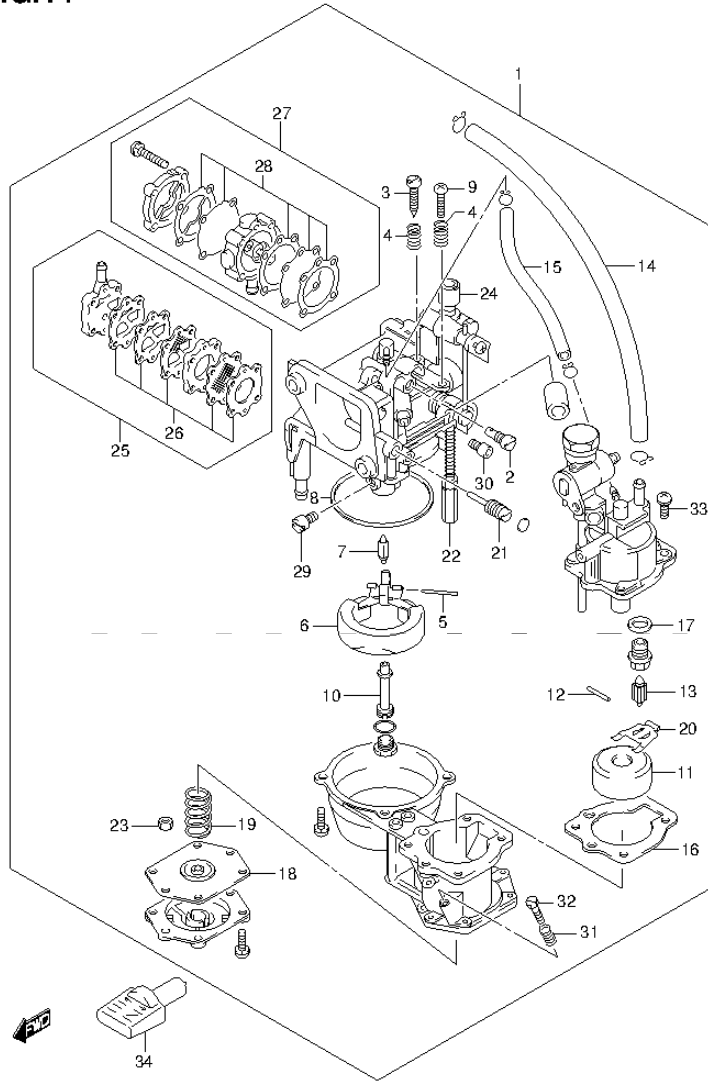


FIG.14 (1-B-15) CARBURETOR (DT9.9AK P36)

REF NO.	PART NO.	DESCRIPTION	Q'TY	REMARKS
1	13200-939B1	CARBURETOR ASSY	1	
2	09492-40010	.JET, PILOT	1	
3	13661-93900	.SCREW, PILOT	1	
4	13268-96111	.SPRING, THROTTLE	2	
5	13254-98100	.PIN, FLOAT	1	
6	13250-98110	.FLOAT	1	
7	13371-98100	.NEEDLE	1	
8	13251-98100	.GASKET, FLOAT CHAMBER	1	
9	13267-93900	.SCREW, THROTTLE STOP	1	
10	13235-93950	.NOZZLE	1	
11	13270-94350	.FLOAT	1	
12	13254-98410	.PIN	1	
13	13370-94350	.VALVE ASSY, NEEDLE	1	
14	09355-45855-600	.HOSE (4.5X8.5X600)	1	
15	13652-93950	.HOSE	1	
16	13265-93950	.GASKET	1	
17	13392-58600	.PACKING	1	
18	13450-93950	.MEMBRANE ASSY	1	
19	13441-94350	.SPRING	1	
20	13282-94350	.ARM	1	
21	13443-94350	.VALVE ASSY	1	
22	13599-95211	.NUT	1	
23	13599-95210	.NUT	1	
24	13521-93910	.RING	1	
25	15100-93951	.PUMP ASSY, FUEL	1	FOR GASOLINE
26	15170-93951	..DIAPHRAGM SET	1	FOR GASOLINE
27	15100-93911	.PUMP ASSY, FUEL	1	FOR KEROSENE
28	15170-93911	..DIAPHRAGM SET	1	FOR KEROSENE

FIG.14

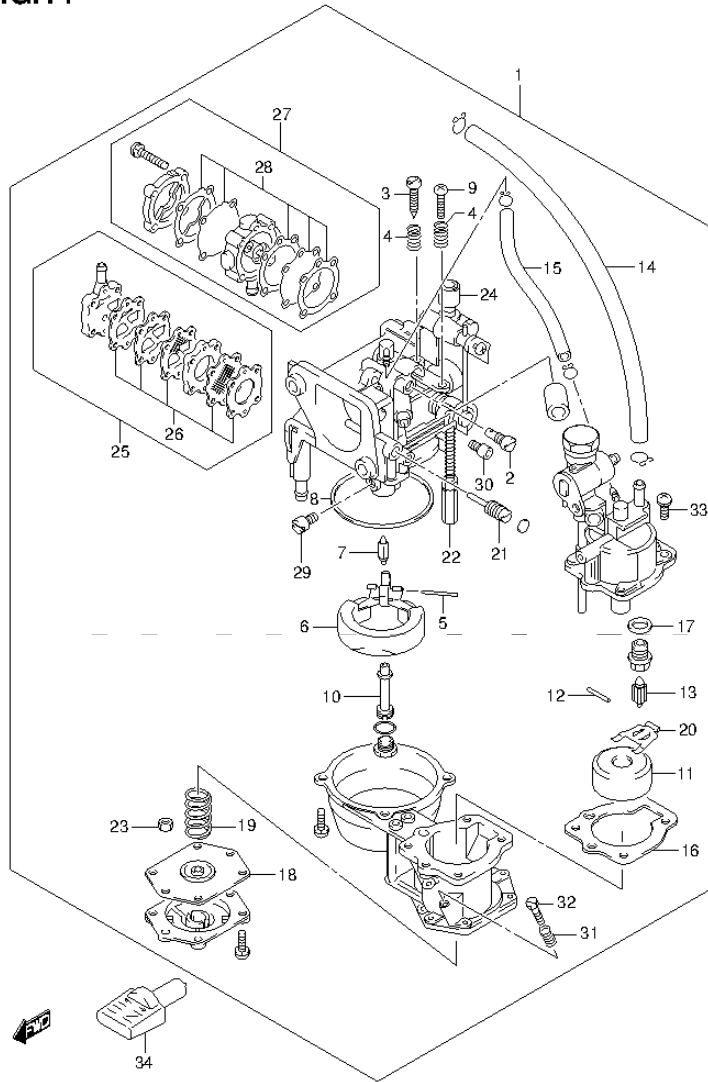


FIG.14 (1-C-2) CARBURETOR (DT9.9AK P36)

REF NO.	PART NO.	DESCRIPTION	Q'TY	REMARKS
29	09491-75008	.JET, MAIN (75)	1	
30	09493-30004	.JET, PILOT AIR (1.5)	1	
31	13268-96111	.SPRING	2	
32	13616-93900	.ADJUSTER	1	
33	13249-93900	.SCREW	8	
34	13631-93960	KNOB, CHOKE LEVER	1	

FIG.15

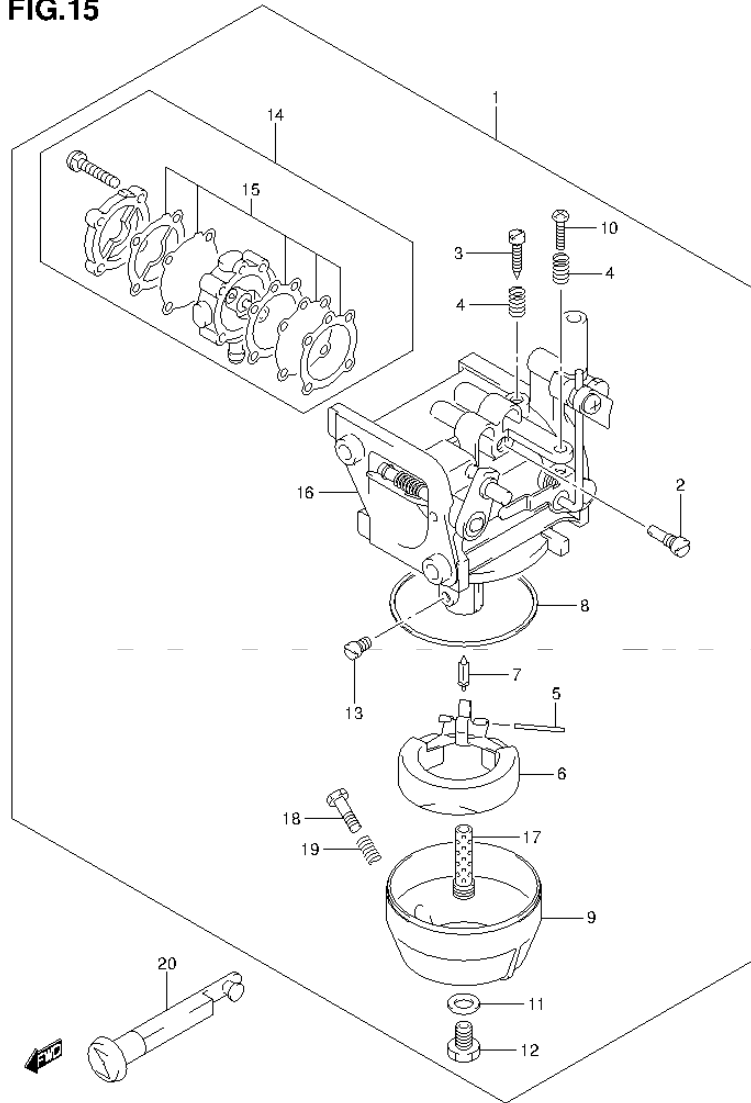


FIG.15 (1-C-3) CARBURETOR (DT15A P40)

REF NO.	PART NO.	DESCRIPTION	Q'TY	REMARKS
1	13200-91D21	CARBURETOR ASSY	1	
2	09492-57003	.JET, PILOT	1	
3	13661-93900	.SCREW, PILOT	1	
4	13268-96111	.SPRING, THROTTLE	2	
5	13254-98100	.PIN, FLOAT	1	
6	13250-98110	.FLOAT	1	
7	13371-98100	.NEEDLE	1	
8	13251-98100	.GASKET, FLOAT CHAMBER	1	
9	13245-98110	.CHAMBER, FLOAT	1	
10	13267-93900	.SCREW, THROTTLE STOP	1	
11	13343-98100	.GASKET	1	
12	13613-98100	.BOLT	1	
13	09491-25014	.JET, MAIN (125)	1	
14	15100-93911	.PUMP ASSY, SET	1	
15	15170-93911	.DIAPHRAGM SET	1	
16	13521-93910	.RING	1	
17	13235-91D00	.NOZZLE, MAIN	1	
18	13616-93900	.ADJUSTER	1	
19	13268-96111	.SPRING	1	
20	13631-93910	KNOB, CHOKE LEVER	1	



FIG.16

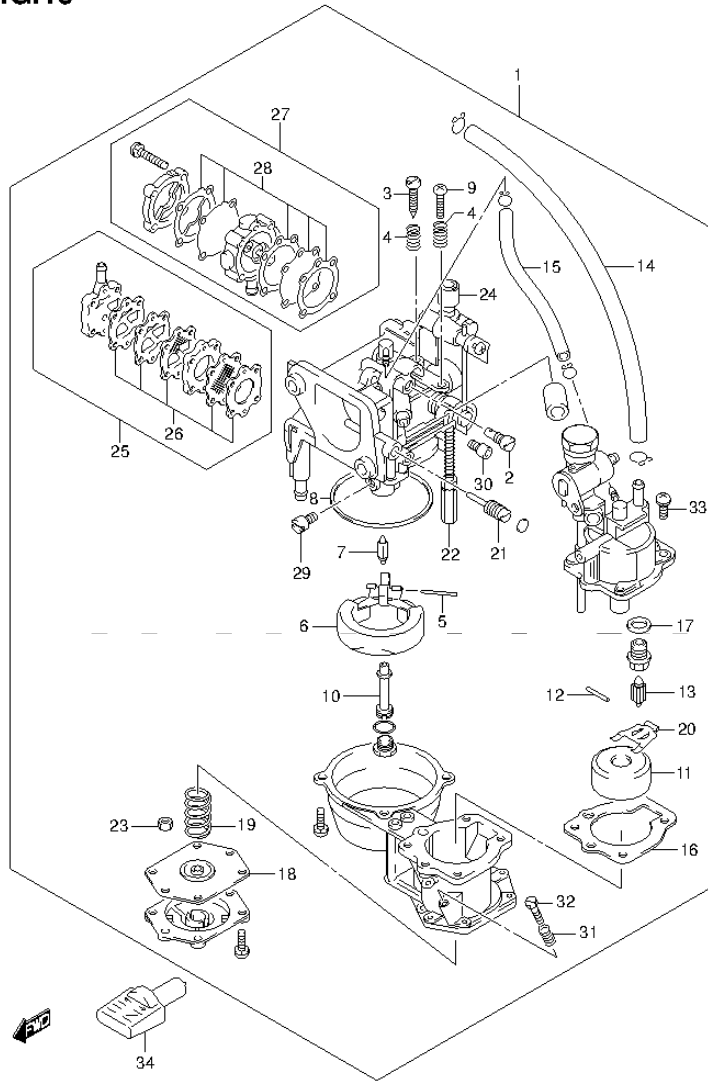
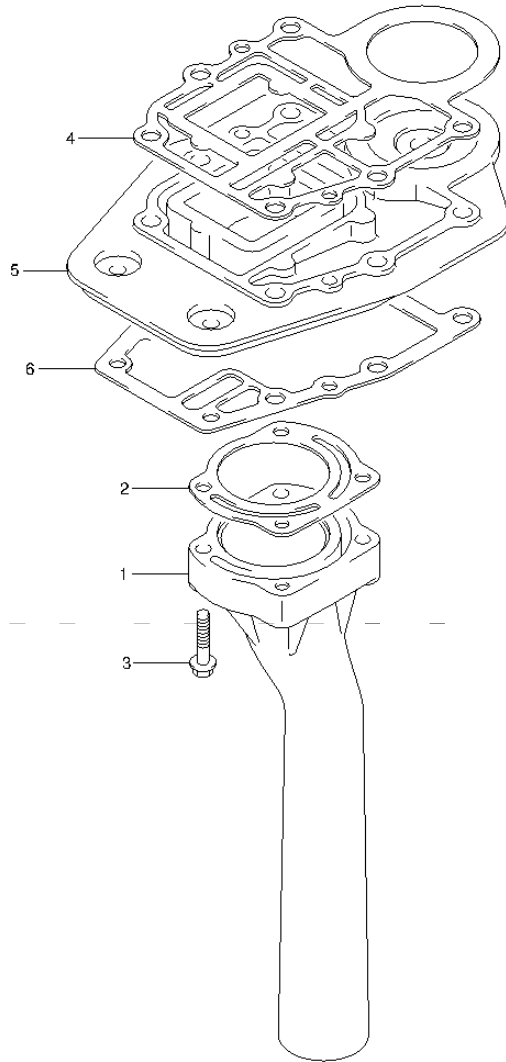


FIG.16 (1-C-4) CARBURETOR (DT15AK P36)

REF NO.	PART NO.	DESCRIPTION	Q'TY	REMARKS
1	13200-939C1	CARBURETOR ASSY	1	
2	09492-50008	.JET, PILOT	1	
3	13661-93900	.SCREW, PILOT	1	
4	13268-96111	.SPRING, THROTTLE	2	
5	13254-98100	.PIN, FLOAT	1	
6	13250-98110	.FLOAT	1	
7	13371-98100	.NEEDLE	1	
8	13251-98100	.GASKET, FLOAT CHAMBER	1	
9	13267-93900	.SCREW, THROTTLE STOP	1	
10	13235-93950	.NOZZLE	1	
11	13270-94350	.FLOAT	1	
12	13254-98410	.PIN	1	
13	13370-94350	.VALVE ASSY, NEEDLE	1	
14	09355-45855-600	.HOSE (4.5X8.5X600)	1	
15	13652-93950	.HOSE	1	
16	13265-93950	.GASKET	1	
17	13392-58600	.PACKING	1	
18	13450-93950	.MEMBRANE ASSY	1	
19	13441-94350	.SPRING	1	
20	13282-94350	.ARM	1	
21	13443-94350	.VALVE ASSY	1	
22	13599-95211	.NUT	1	
23	13599-95210	.NUT	1	
24	13521-93910	.RING	1	
25	15100-93951	.PUMP ASSY, FUEL	1	FOR GASOLINE
26	15170-93951	..DIAPHRAGM SET	1	FOR GASOLINE
27	15100-93911	.PUMP ASSY, FUEL	1	FOR KEROSENE
28	15170-93911	..DIAPHRAGM SET	1	FOR KEROSENE
29	09491-20019	.JET, MAIN (100)	1	
30	09493-32003	.JET AIR (1.6)	1	
31	13268-96111	.SPRING	2	
32	13616-93900	.ADJUSTER	1	
33	13249-93900	.SCREW	8	
34	13631-93960	KNOB, CHOKE LEVER	1	

**FIG.17**



**FIG.17 (1-C-5) EXHAUST TUBE**

REF NO.	PART NO.	DESCRIPTION	Q'TY	REMARKS
1	14211-90L00	TUBE, EXHAUST	1	
2	14213-93910	GASKET, EXHAUST TUBE	1	
3	09116-06232	BOLT (6X30)	4	
4	11433-90L00	GASKET, UNDER OIL SEAL HOUSING	1	
5	11431-95L00	HOUSING, UNDER OIL SEAL	1	
6-1	52113-95L00	GASKET, DRIVE SHAFT HOUSING	1	W/TRANSOM(S)
6-2	52113-93910	GASKET, DRIVE SHAFT HOUSING	1	W/TRANSOM(L)

FIG.18

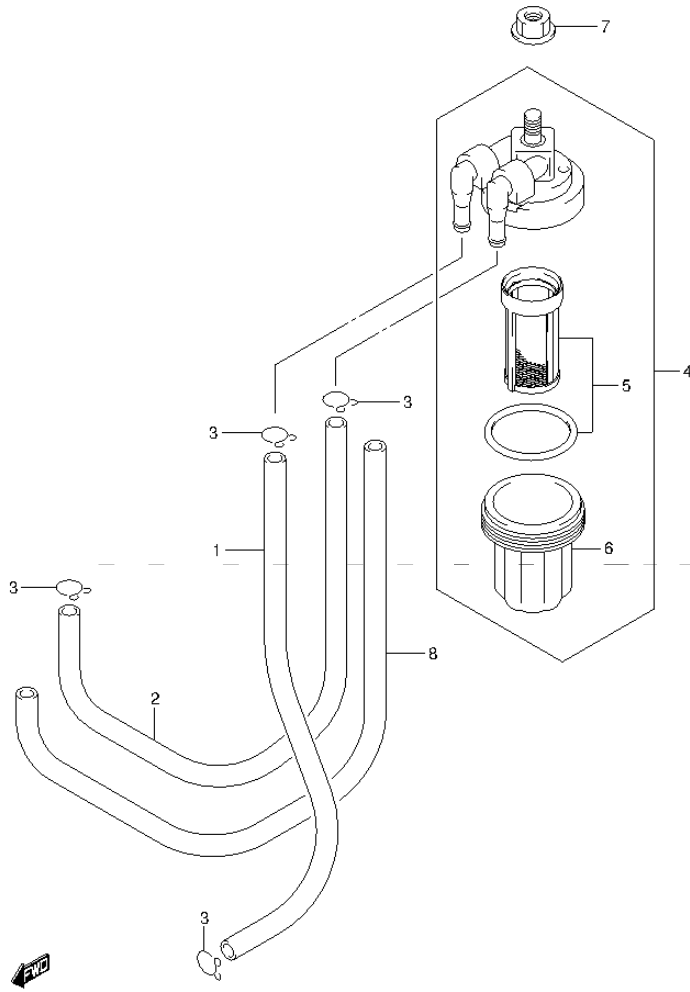


FIG.18 (1-C-6) FUEL PUMP (DT9.9A P40)

REF NO.	PART NO.	DESCRIPTION	Q'TY	REMARKS
1	15211-91J00-125	HOSE, FUEL GAS (CONN TO FILTER)	1	
2	15211-91J00-270	HOSE, FUEL GAS (FILTER TO PUMP)	1	
3	09401-08410	CLIP	4	
4	15410-94400	FILTER ASSY, FUEL	1	
5	15430-87D10	.ELEMENT SET	1	
6	15413-87D10	.CUP	1	
7	08316-10087	NUT	1	
8	18498-94JL0-230	PROTECTOR,FUEL HOSE	1	

FIG.19

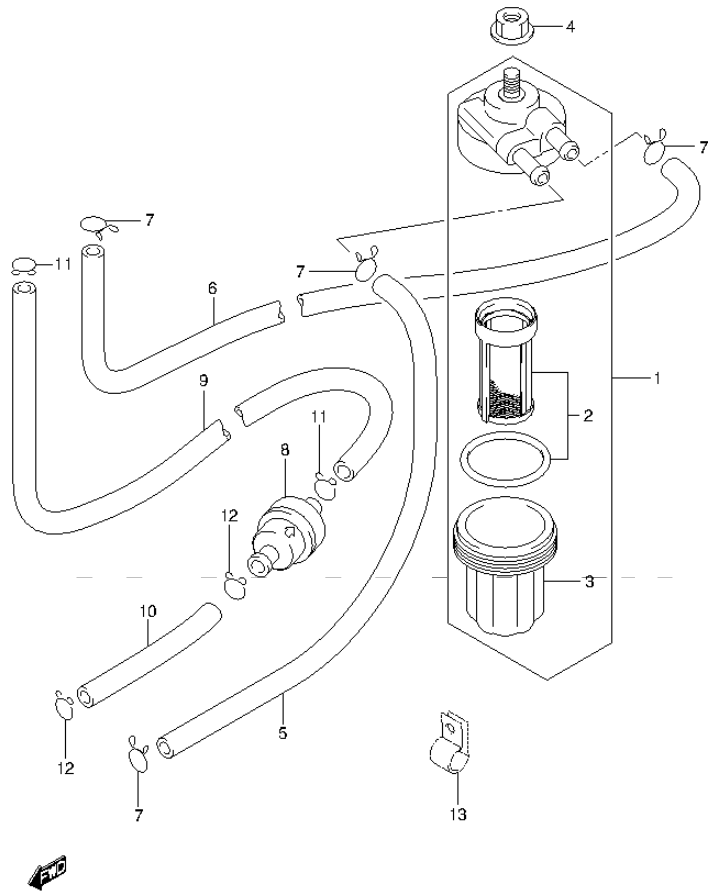


FIG.19 (1-C-7) FUEL PUMP (DT9.9AK P40)

REF NO.	PART NO.	DESCRIPTION	Q'TY	REMARKS
1	15410-94400	FILTER ASSY, FUEL	1	FOR KEROSENE
2	15430-87D10	.ELEMENT SET	1	
3	15413-87D10	.CUP	1	
4	08316-10087	NUT	1	
5	09355-50108-130	HOSE	1	FOR KEROSENE CONN TO FILTER
6	09355-50108-250	HOSE	1	FOR KEROSENE FILTER TO PUMP
7	59412-91J00	CLIP, FUEL HOSE	4	FOR KEROSENE
8	15410-94350	FILTER, FUEL	1	FOR GASOLINE
9	15211-91J00-110	HOSE, WATER INSP	1	FOR GASOLINE
10	09352-70113-600	HOSE (7X11X600)	1	L:600->60
11	09401-08410	CLIP	2	FOR GASOLINE
12	09401-11403	CLIP	2	FOR GASOLINE
13	09403-13408	CLAMP	1	FOR KEROSENE

FIG.20

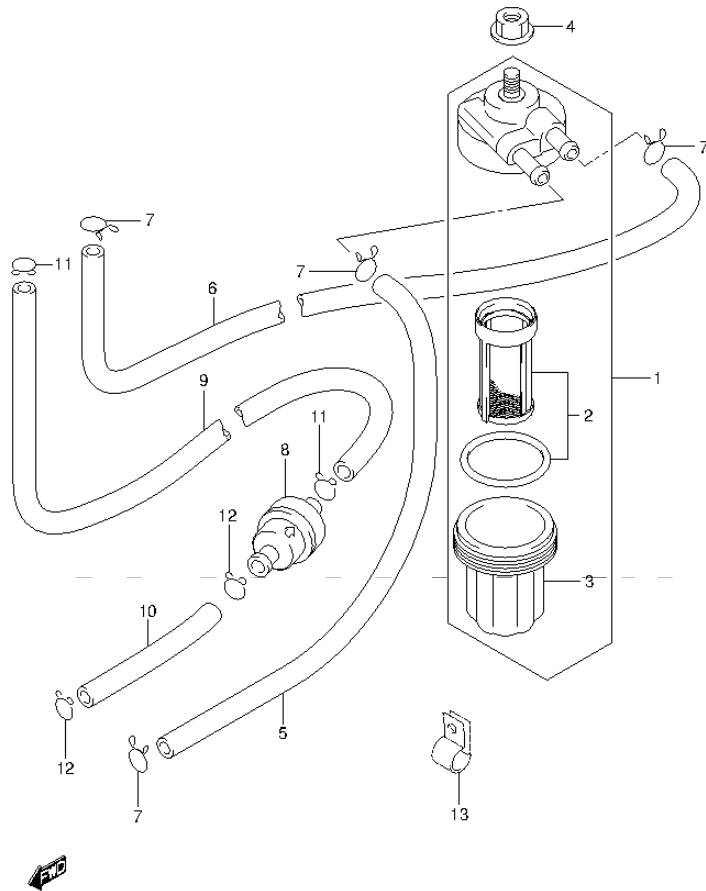


FIG.20 (1-C-8) FUEL PUMP (DT9.9AK P36)

REF NO.	PART NO.	DESCRIPTION	Q'TY	REMARKS
1	15410-94400	FILTER ASSY, FUEL	1	FOR KEROSENE
2	15430-87D10	.ELEMENT SET	1	
3	15413-87D10	.CUP	1	
4	08316-10087	NUT	1	
5	09355-50108-130	HOSE	1	FOR KEROSENE CONN TO FILTER
6	09355-50108-250	HOSE	1	FOR KEROSENE FILTER TO PUMP
7	59412-91J00	CLIP, FUEL HOSE	4	FOR KEROSENE
8	15410-94350	FILTER, FUEL	1	FOR GASOLINE
9	15211-91J00-110	HOSE, WATER INSP	1	FOR GASOLINE
10	09352-70113-600	HOSE (7X11X600)	1	L:600->60
11	09401-08410	CLIP	2	FOR GASOLINE
12	09401-11403	CLIP	2	FOR GASOLINE
13	09403-13408	CLAMP	1	FOR KEROSENE

FIG.21

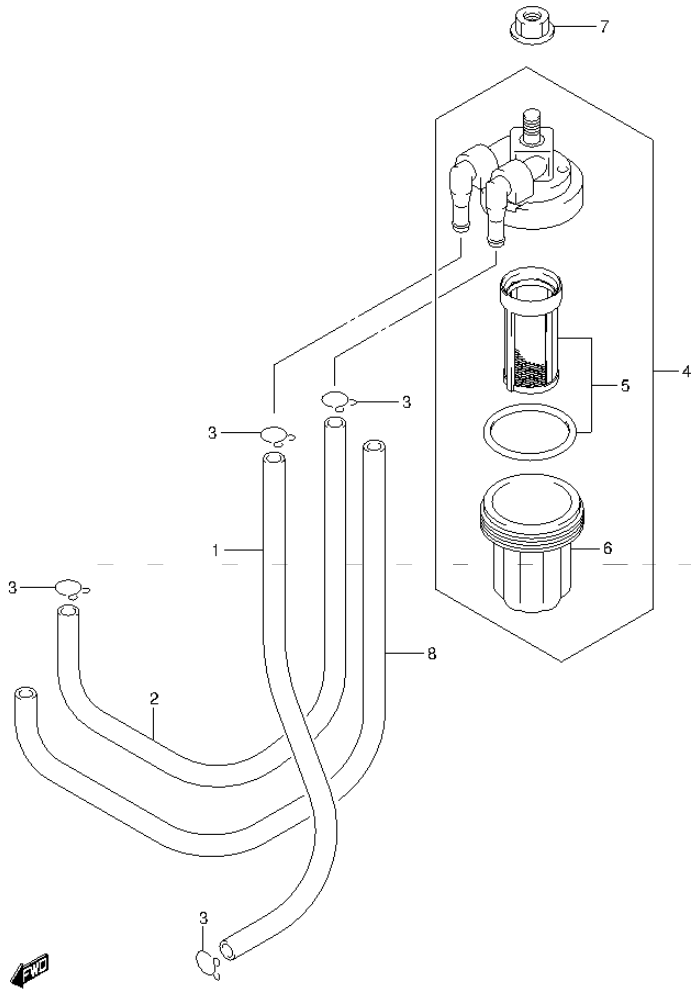
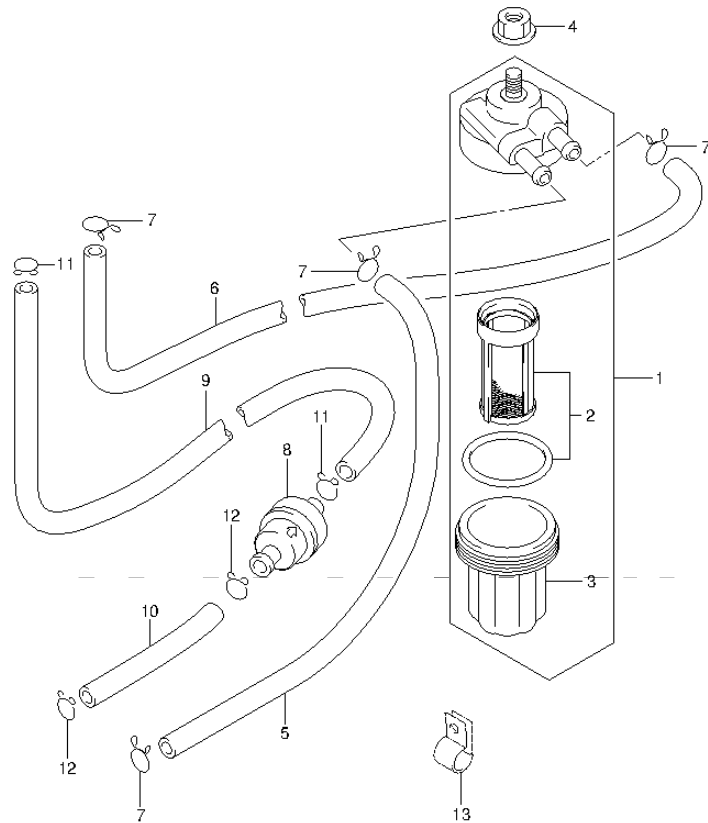


FIG.21 (1-C-9) FUEL PUMP (DT15A P40)

REF NO.	PART NO.	DESCRIPTION	Q'TY	REMARKS
1	15211-91J00-125	HOSE, FUEL GAS (CONN TO FILTER)	1	
2	15211-91J00-270	HOSE, FUEL GAS (FILTER TO PUMP)	1	
3	09401-08410	CLIP	4	
4	15410-94400	FILTER ASSY, FUEL	1	
5	15430-87D10	.ELEMENT SET	1	
6	15413-87D10	.CUP	1	
7	08316-10087	NUT	1	
8	18498-94JL0-230	PROTECTOR,FUEL HOSE	1	

FIG.22

FIG.22 (1-C-10) FUEL PUMP (DT15AK P36)



REF NO.	PART NO.	DESCRIPTION	Q'TY	REMARKS
1	15410-94400	FILTER ASSY, FUEL	1	FOR KEROSENE
2	15430-87D10	.ELEMENT SET	1	
3	15413-87D10	.CUP	1	
4	08316-10087	NUT	1	
5	09355-50108-130	HOSE	1	FOR KEROSENE CONN TO FILTER
6	09355-50108-250	HOSE	1	FOR KEROSENE FILTER TO PUMP
7	59412-91J00	CLIP, FUEL HOSE	4	FOR KEROSENE
8	15410-94350	FILTER, FUEL	1	FOR GASOLINE
9	15211-91J00-110	HOSE, WATER INSP	1	FOR GASOLINE
10	09352-70113-600	HOSE (7X11X600)	1	L:600->60
11	09401-08410	CLIP	2	FOR GASOLINE
12	09401-11403	CLIP	2	FOR GASOLINE
13	09403-13408	CLAMP	1	FOR KEROSENE

FIG.23

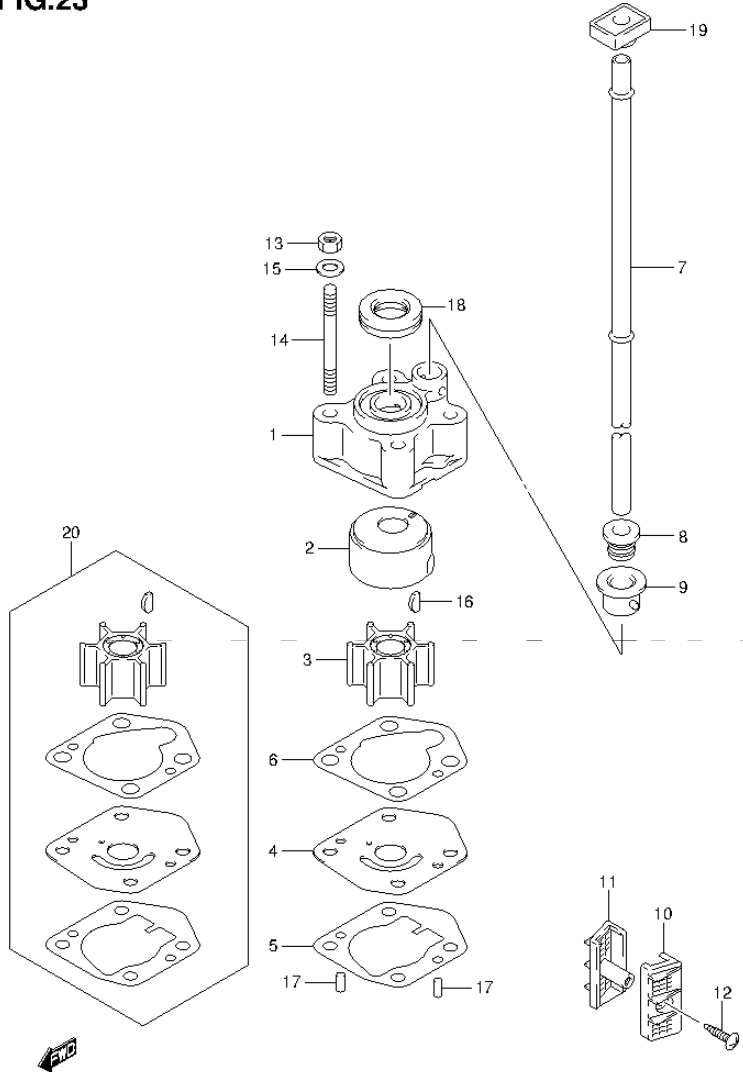


FIG.23 (1-C-11) WATER PUMP (DT9.9A P40)

REF NO.	PART NO.	DESCRIPTION	Q'TY	REMARKS
1	17411-94J00	CASE, WATER PUMP	1	
2	17413-94J10	SLEEVE, WATER PUMP CASE	1	
3	17461-939M0	IMPELLER, WATER PUMP	1	
4	17471-99J10	PANEL, PUMP CASE UNDER	1	
5	17472-90L00	GASKET, PUMP CASE PANEL	1	
6	17473-94J00	GASKET, WATER PUMP CASE	1	
7-1	17561-90L10	TUBE, WATER (S)	1	W/TRANSOM(S)
7-2	17561-90L00	TUBE, WATER (L)	1	W/TRANSOM(L)
8	17563-94J00	GROMMET, WATER TUBE	1	
9	17564-93900	BUSH, WATER PUMP CASE	1	
10	17631-99J20	FILTER, WATER PORT SIDE	1	
11	17632-99J30	FILTER, WATER STBD SIDE	1	
12	03141-0416A	SCREW	1	
13	29141-93J00	NUT, WATER PUMP CASE	4	
14	09108-06141	STUD BOLT	4	
15	09160-06082	WASHER (6.5X13X1.0)	4	
16	09420-03009	KEY	1	
17	09202-04008	PIN (D:4,L:9)	2	
18	17417-93910	GROMMET, PUMP CASE	1	
19	17563-93900	RUBBER, WATER TUBE, UPPER	1	
20	17400-90L01	KIT, WATER PUMP REPAIR	1	OPT



FIG.24

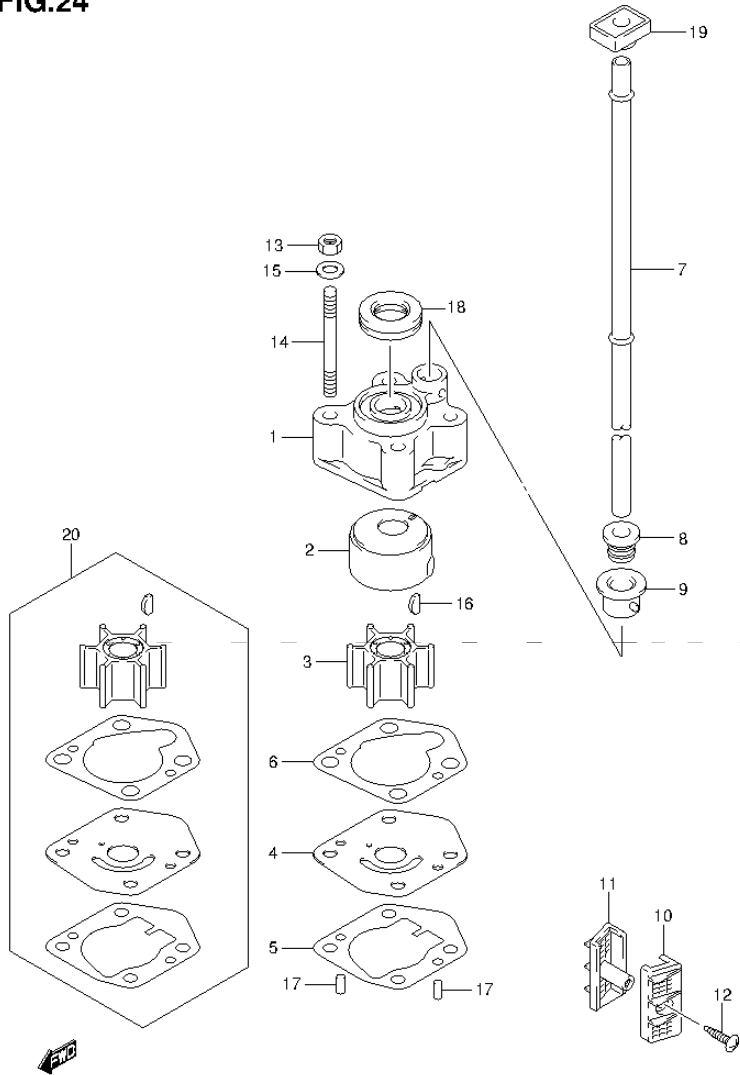


FIG.24 (1-C-12) WATER PUMP (DT9.9AK P40)

REF NO.	PART NO.	DESCRIPTION	Q'TY	REMARKS
1	17411-94J00	CASE, WATER PUMP	1	
2	17413-94J10	SLEEVE, WATER PUMP CASE	1	
3	17461-939M0	IMPELLER, WATER PUMP	1	
4	17471-99J10	PANEL, PUMP CASE UNDER	1	
5	17472-90L00	GASKET, PUMP CASE PANEL	1	
6	17473-94J00	GASKET, WATER PUMP CASE	1	
7	17561-90L00	TUBE, WATER (L)	1	
8	17563-94J00	GROMMET, WATER TUBE	1	
9	17564-93900	BUSH, WATER PUMP CASE	1	
10	17631-99J20	FILTER, WATER PORT SIDE	1	
11	17632-99J30	FILTER, WATER STBD SIDE	1	
12	03141-0416A	SCREW	1	
13	29141-93J00	NUT, WATER PUMP CASE	4	
14	09108-06141	STUD BOLT	4	
15	09160-06082	WASHER (6.5X13X1.0)	4	
16	09420-03009	KEY	1	
17	09202-04008	PIN (D:4,L:9)	2	
18	17417-93910	GROMMET, PUMP CASE	1	
19	17563-93900	RUBBER, WATER TUBE, UPPER	1	
20	17400-90L01	KIT, WATER PUMP REPAIR	1	OPT

FIG.25

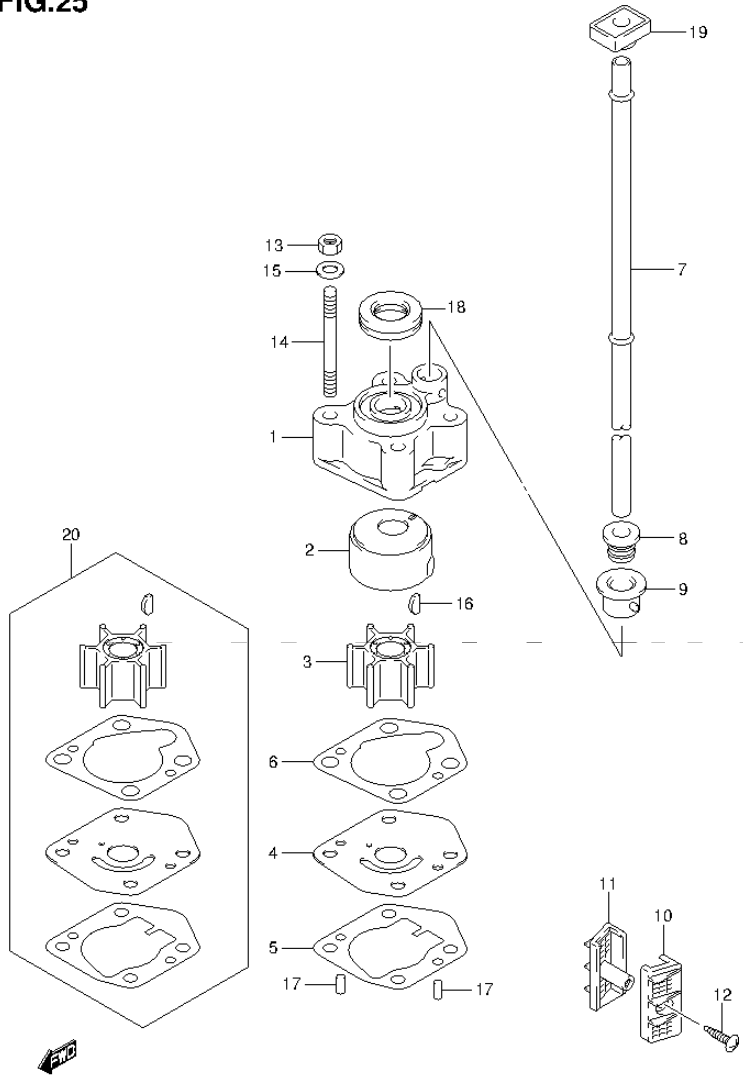


FIG.25 (1-C-13) WATER PUMP (DT9.9AK P36)

REF NO.	PART NO.	DESCRIPTION	Q'TY	REMARKS
1	17411-94J00	CASE, WATER PUMP	1	
2	17413-94J10	SLEEVE, WATER PUMP CASE	1	
3	17461-939M0	IMPELLER, WATER PUMP	1	
4	17471-99J10	PANEL, PUMP CASE UNDER	1	
5	17472-90L00	GASKET, PUMP CASE PANEL	1	
6	17473-94J00	GASKET, WATER PUMP CASE	1	
7-1	17561-90L10	TUBE, WATER (S)	1	W/TRANSOM(S)
7-2	17561-90L00	TUBE, WATER (L)	1	W/TRANSOM(L)
8	17563-94J00	GROMMET, WATER TUBE	1	
9	17564-93900	BUSH, WATER PUMP CASE	1	
10	17631-99J20	FILTER, WATER PORT SIDE	1	
11	17632-99J30	FILTER, WATER STBD SIDE	1	
12	03141-0416A	SCREW	1	
13	29141-93J00	NUT, WATER PUMP CASE	4	
14	09108-06141	STUD BOLT	4	
15	09160-06082	WASHER (6.5X13X1.0)	4	
16	09420-03009	KEY	1	
17	09202-04008	PIN (D:4,L:9)	2	
18	17417-93910	GROMMET, PUMP CASE	1	
19	17563-93900	RUBBER, WATER TUBE, UPPER	1	
20	17400-90L01	KIT, WATER PUMP REPAIR	1	OPT

FIG.26

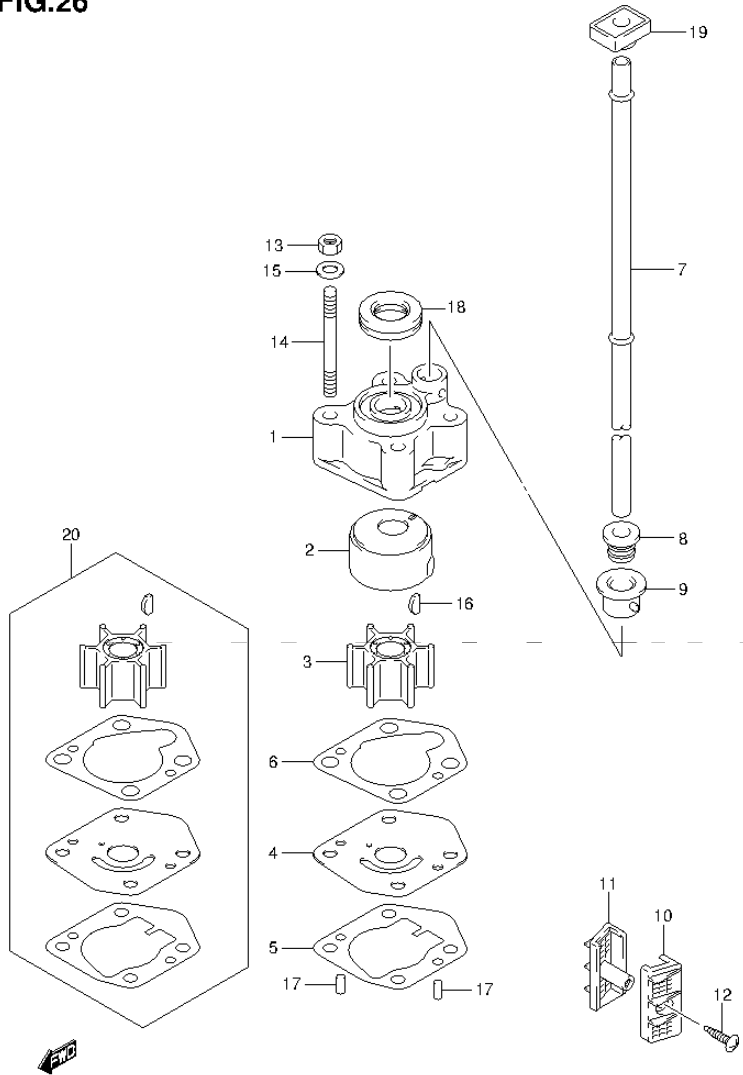


FIG.26 (1-C-14) WATER PUMP (DT15A P40)

REF NO.	PART NO.	DESCRIPTION	Q'TY	REMARKS
1	17411-94J00	CASE, WATER PUMP	1	
2	17413-94J10	SLEEVE, WATER PUMP CASE	1	
3	17461-939M0	IMPELLER, WATER PUMP	1	
4	17471-99J10	PANEL, PUMP CASE UNDER	1	
5	17472-90L00	GASKET, PUMP CASE PANEL	1	
6	17473-94J00	GASKET, WATER PUMP CASE	1	
7-1	17561-90L10	TUBE, WATER (S)	1	W/TRANSOM(S)
7-2	17561-90L00	TUBE, WATER (L)	1	W/TRANSOM(L)
8	17563-94J00	GROMMET, WATER TUBE	1	
9	17564-93900	BUSH, WATER PUMP CASE	1	
10	17631-99J20	FILTER, WATER PORT SIDE	1	
11	17632-99J30	FILTER, WATER STBD SIDE	1	
12	03141-0416A	SCREW	1	
13	29141-93J00	NUT, WATER PUMP CASE	4	
14	09108-06141	STUD BOLT	4	
15	09160-06082	WASHER (6.5X13X1.0)	4	
16	09420-03009	KEY	1	
17	09202-04008	PIN (D:4,L:9)	2	
18	17417-93910	GROMMET, PUMP CASE	1	
19	17563-93900	RUBBER, WATER TUBE, UPPER	1	
20	17400-90L01	KIT, WATER PUMP REPAIR	1	OPT

FIG.27

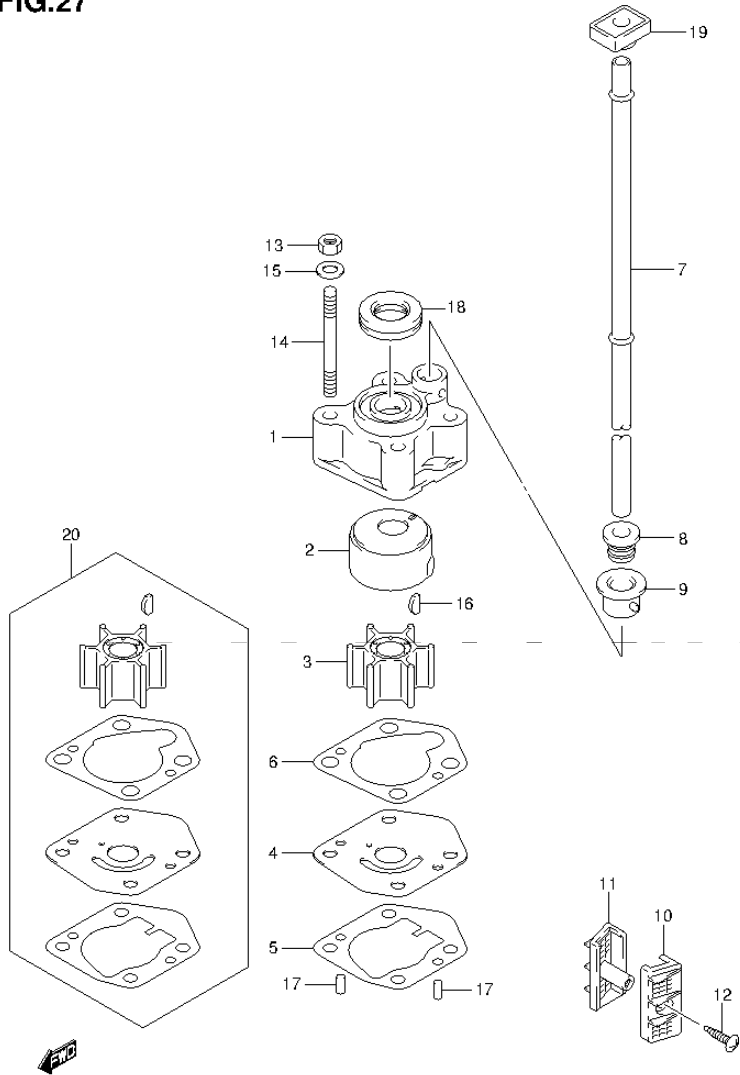


FIG.27 (1-C-15) WATER PUMP (DT15AK P36)

REF NO.	PART NO.	DESCRIPTION	Q'TY	REMARKS
1	17411-94J00	CASE, WATER PUMP	1	
2	17413-94J10	SLEEVE, WATER PUMP CASE	1	
3	17461-939M0	IMPELLER, WATER PUMP	1	
4	17471-99J10	PANEL, PUMP CASE UNDER	1	
5	17472-90L00	GASKET, PUMP CASE PANEL	1	
6	17473-94J00	GASKET, WATER PUMP CASE	1	
7-1	17561-90L10	TUBE, WATER (S)	1	W/TRANSOM(S)
7-2	17561-90L00	TUBE, WATER (L)	1	W/TRANSOM(L)
8	17563-94J00	GROMMET, WATER TUBE	1	
9	17564-93900	BUSH, WATER PUMP CASE	1	
10	17631-99J20	FILTER, WATER PORT SIDE	1	
11	17632-99J30	FILTER, WATER STBD SIDE	1	
12	03141-0416A	SCREW	1	
13	29141-93J00	NUT, WATER PUMP CASE	4	
14	09108-06141	STUD BOLT	4	
15	09160-06082	WASHER (6.5X13X1.0)	4	
16	09420-03009	KEY	1	
17	09202-04008	PIN (D:4,L:9)	2	
18	17417-93910	GROMMET, PUMP CASE	1	
19	17563-93900	RUBBER, WATER TUBE, UPPER	1	
20	17400-90L01	KIT, WATER PUMP REPAIR	1	OPT

FIG.28

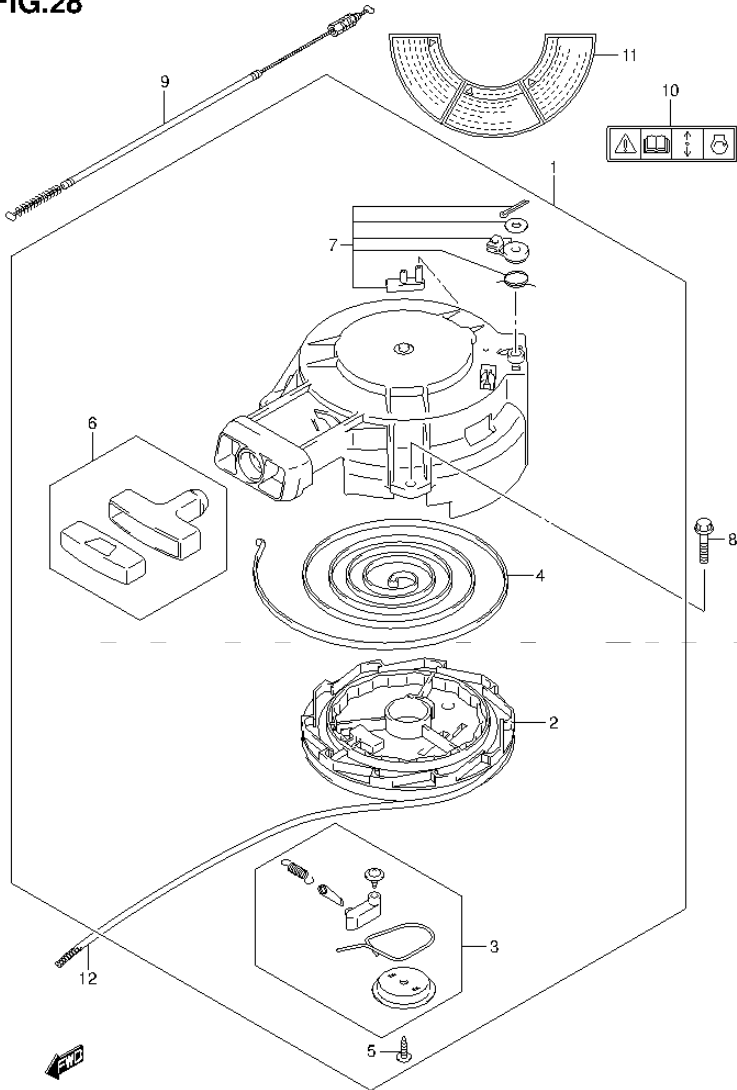
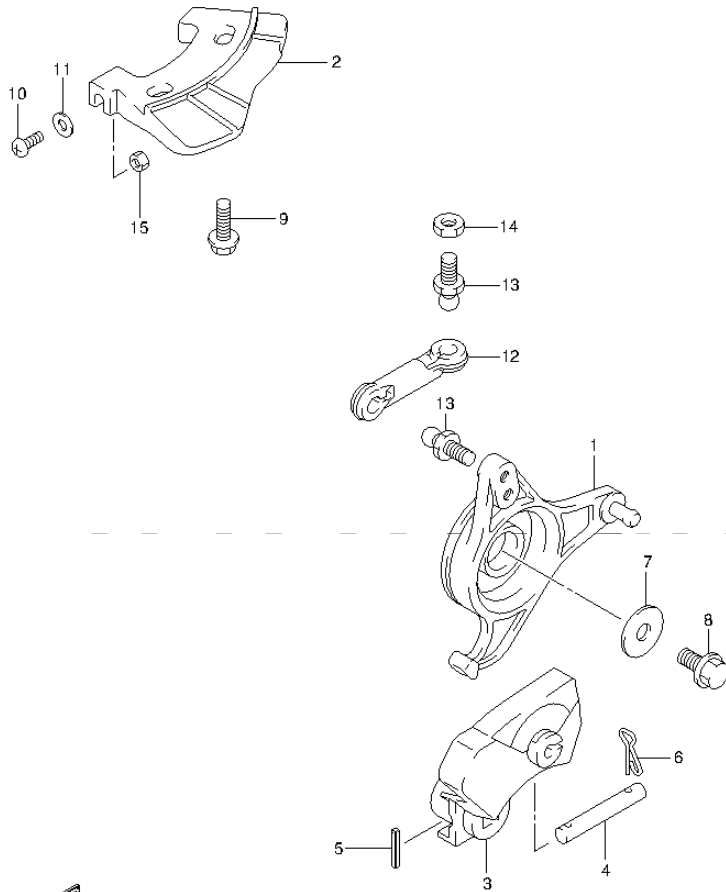


FIG.28 (1-D-2) RECOIL STARTER

REF NO.	PART NO.	DESCRIPTION	Q'TY	REMARKS
1	18100-90L10	STARTER ASSY, RECOIL	1	
2	18121-94JL0	.REEL	1	
3	18130-93E01	.RATCHET SET	1	
4	18142-93E00	.SPRING, SPIRAL	1	
5	18132-89L00	.SCREW, TAPPING	1	
6	18210-95L00	.GRIP ASSY	1	
7	18280-93E00	.NSI SET	1	
8	01550-06207	BOLT	3	
9	18290-90L00	CABLE ASSY, NSI	1	
10	69711-93E10	LABEL (S.I.G.P.)	1	
11	61472-94J00	LABEL, RECOIL STARTER	1	
12	99000-81159-50M	ROPE	1	OPT L:50000->1500

**FIG.29**



**FIG.29 (1-D-3) THROTTLE CONTROL (DT9.9A P40)**

REF NO.	PART NO.	DESCRIPTION	Q'TY	REMARKS
1	19121-90L01	LEVER, THROTTLE	1	
2	19141-90L00	CAM, THROTTLE	1	
3	19811-95L00	LIMITER, THROTTLE	1	
4	19812-95L00	STOPPER, THROTTLE LIMITER	1	
5	09205-02006	PIN, SPRING (2X12)	1	
6	09385-04003	CLIP	1	
7	09160-06066	WASHER (6.5X20X1.6)	1	
8	01550-06127	BOLT	1	
9	01550-05167	BOLT	2	
10	02112-05207	SCREW	1	
11	08322-01057	WASHER	1	
12	19132-94501	CONNECTOR	1	
13	09119-05010	PIVOT	2	
14	08310-00057	NUT	1	
15	08310-00057	NUT	1	



FIG.30

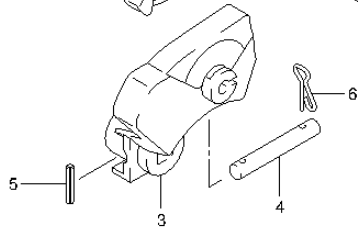
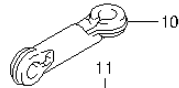



FIG.30 (1-D-4) THROTTLE CONTROL (DT9.9AK P40)

REF NO.	PART NO.	DESCRIPTION	Q'TY	REMARKS
1	19121-90L01	LEVER, THROTTLE	1	
2	19141-93960	CAM, THROTTLE	1	
3	19811-95L00	LIMITER, THROTTLE	1	
4	19812-95L00	STOPPER, THROTTLE LIMITER	1	
5	09205-02006	PIN, SPRING (2X12)	1	
6	09385-04003	CLIP	1	
7	09160-06066	WASHER (6.5X20X1.6)	1	
8	01550-06127	BOLT	1	
9	01550-05167	BOLT	2	
10	19132-95500	CONNECTOR	1	
11	09119-05010	PIVOT	2	
12	08310-00057	NUT	1	

FIG.31

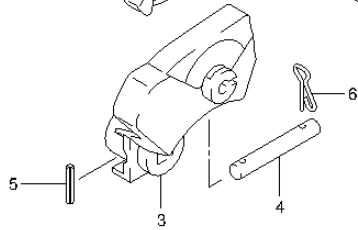
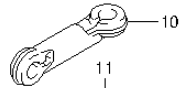



FIG.31 (1-D-5) THROTTLE CONTROL (DT9.9AK P36)

REF NO.	PART NO.	DESCRIPTION	Q'TY	REMARKS
1	19121-90L01	LEVER, THROTTLE	1	
2	19141-93960	CAM, THROTTLE	1	
3	19811-95L00	LIMITER, THROTTLE	1	
4	19812-95L00	STOPPER, THROTTLE LIMITER	1	
5	09205-02006	PIN, SPRING (2X12)	1	
6	09385-04003	CLIP	1	
7	09160-06066	WASHER (6.5X20X1.6)	1	
8	01550-06127	BOLT	1	
9	01550-05167	BOLT	2	
10	19132-95500	CONNECTOR	1	
11	09119-05010	PIVOT	2	
12	08310-00057	NUT	1	





FIG.32

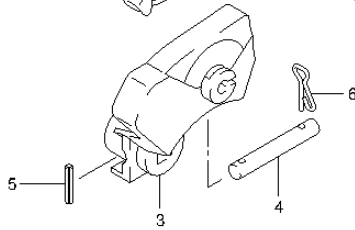
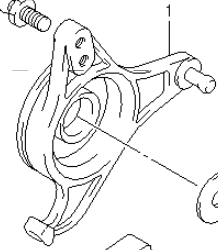
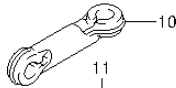
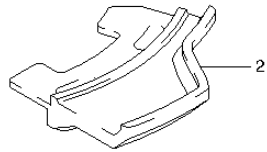


FIG.32 (1-D-6) THROTTLE CONTROL (DT15A P40)

REF NO.	PART NO.	DESCRIPTION	Q'TY	REMARKS
1	19121-90L01	LEVER, THROTTLE	1	
2	19141-90L00	CAM, THROTTLE	1	
3	19811-95L00	LIMITER, THROTTLE	1	
4	19812-95L00	STOPPER, THROTTLE LIMITER	1	
5	09205-02006	PIN, SPRING (2X12)	1	
6	09385-04003	CLIP	1	
7	09160-06066	WASHER (6.5X20X1.6)	1	
8	01550-06127	BOLT	1	
9	01550-05167	BOLT	2	
10	19132-94501	CONNECTOR	1	
11	09119-05010	PIVOT	2	
12	08310-00057	NUT	1	

FIG.33

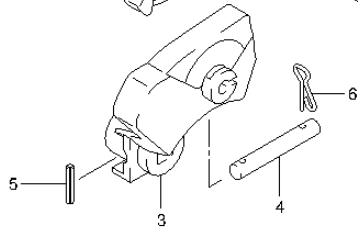
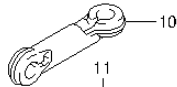
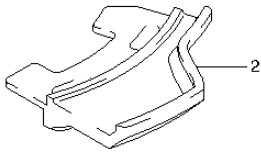


FIG.33 (1-D-7) THROTTLE CONTROL (DT15AK P36)

REF NO.	PART NO.	DESCRIPTION	Q'TY	REMARKS
1	19121-90L01	LEVER, THROTTLE	1	
2	19141-93960	CAM, THROTTLE	1	
3	19811-95L00	LIMITER, THROTTLE	1	
4	19812-95L00	STOPPER, THROTTLE LIMITER	1	
5	09205-02006	PIN, SPRING (2X12)	1	
6	09385-04003	CLIP	1	
7	09160-06066	WASHER (6.5X20X1.6)	1	
8	01550-06127	BOLT	1	
9	01550-05167	BOLT	2	
10	19132-95500	CONNECTOR	1	
11	09119-05010	PIVOT	2	
12	08310-00057	NUT	1	

FIG.34

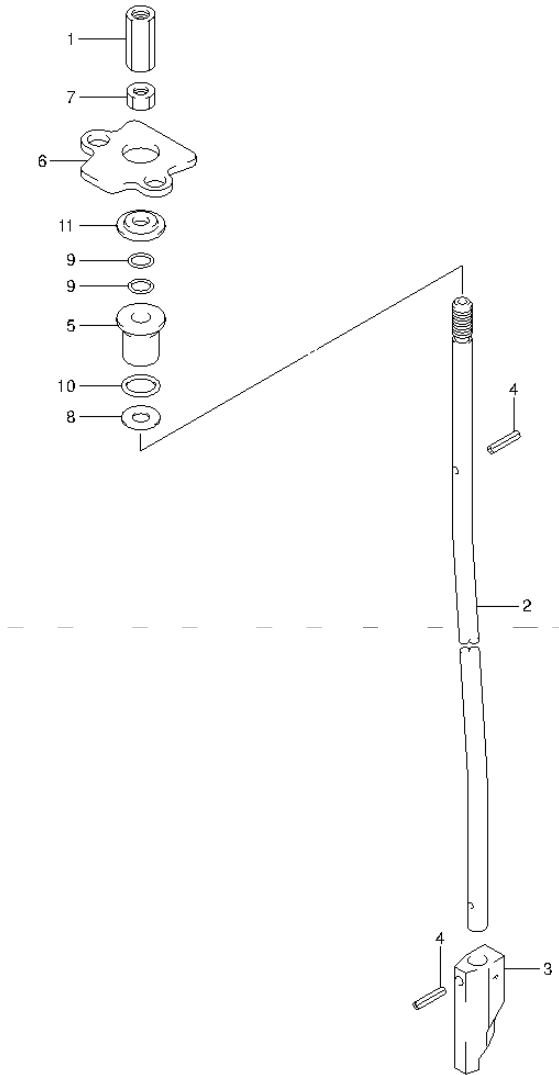


FIG.34 (1-D-8) SHIFT ROD (DT9.9A P40)

REF NO.	PART NO.	DESCRIPTION	Q'TY	REMARKS
1	23311-95J00	CONNECTOR, CLUTCH ROD	1	
2-1	25111-90L00	ROD, SHIFT (S)	1	TRANSOM (S)
2-2	25111-90L10	ROD, SHIFT (L)	1	TRANSOM (L)
3	25311-99J00	CAM, SHIFT	1	
4	09205-02004	SPRING PIN (2.5X12)	2	
5	25211-99JL0	GUIDE, SHIFT ROD	1	
6	25215-90L00	STOPPER, SHIFT ROD GUIDE	1	
7	29141-93J00	NUT, CLUTCH ROD (M6)	1	
8	09160-06082	WASHER (6.5X13X1.0)	1	
9	09280-06012	O RING (D:1.7,ID:5.8)	2	
10	09280-09012	O RING (D:2.3,ID:9)	1	
11	09289-06L02	DUST SEAL (5X17X3.5)	1	

FIG.35

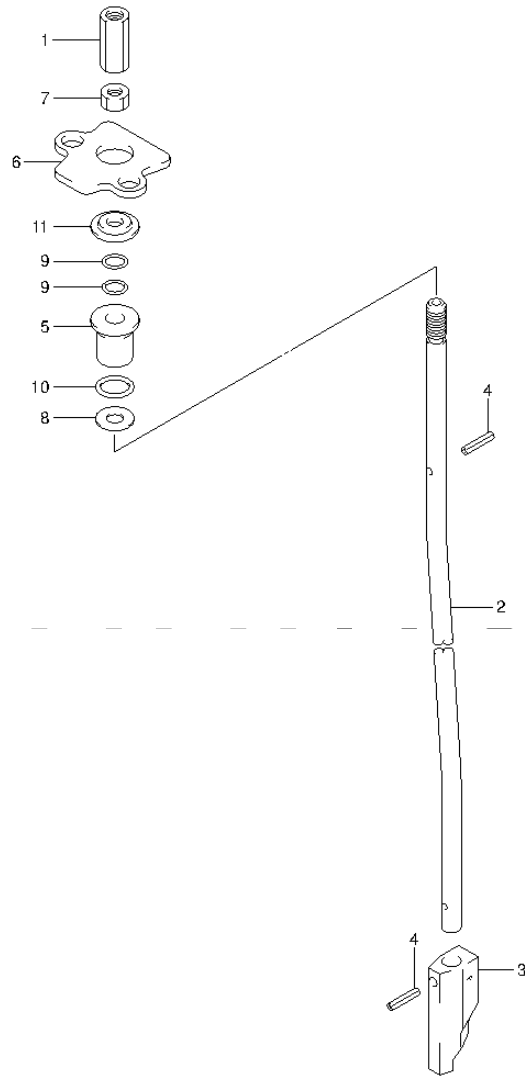
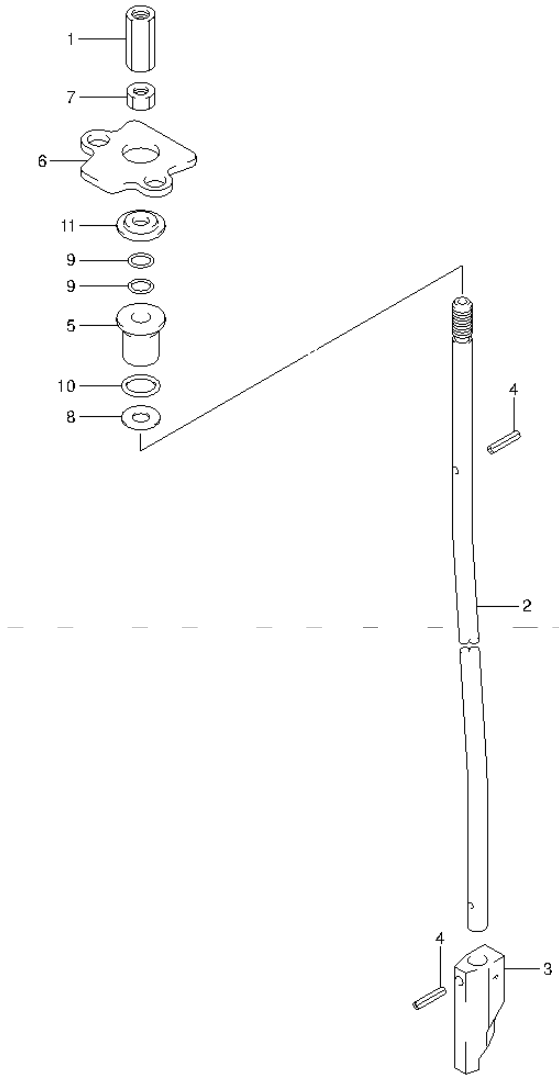


FIG.35 (1-D-9) SHIFT ROD (DT9.9AK P40)

REF NO.	PART NO.	DESCRIPTION	Q'TY	REMARKS
1	23311-95J00	CONNECTOR, CLUTCH ROD	1	
2	25111-90L10	ROD, SHIFT (L)	1	
3	25311-99J00	CAM, SHIFT	1	
4	09205-02004	SPRING PIN (2.5X12)	2	
5	25211-99JL0	GUIDE, SHIFT ROD	1	
6	25215-90L00	STOPPER, SHIFT ROD GUIDE	1	
7	29141-93J00	NUT, CLUTCH ROD (M6)	1	
8	09160-06082	WASHER (6.5X13X1.0)	1	
9	09280-06012	O RING (D:1.7,ID:5.8)	2	
10	09280-09012	O RING (D:2.3,ID:9)	1	
11	09289-06L02	DUST SEAL (5X17X3.5)	1	

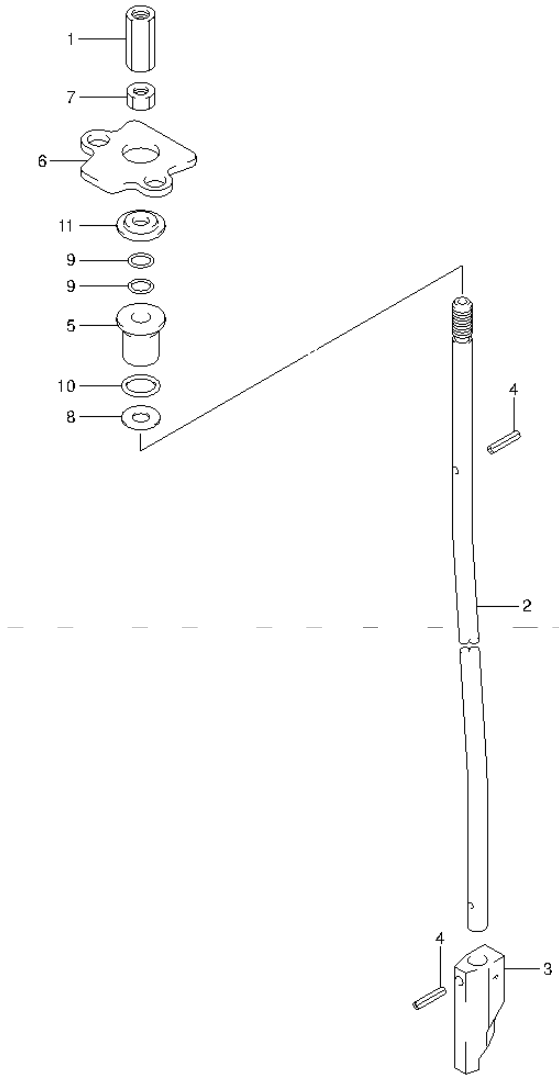
**FIG.36**



**FIG.36 (1-D-10) SHIFT ROD (DT9.9AK P36)**

REF NO.	PART NO.	DESCRIPTION	Q'TY	REMARKS
1	23311-95J00	CONNECTOR, CLUTCH ROD	1	
2-1	25111-90L00	ROD, SHIFT (S)	1	TRANSOM (S)
2-2	25111-90L10	ROD, SHIFT (L)	1	TRANSOM (L)
3	25311-99J00	CAM, SHIFT	1	
4	09205-02004	SPRING PIN (2.5X12)	2	
5	25211-99JL0	GUIDE, SHIFT ROD	1	
6	25215-90L00	STOPPER, SHIFT ROD GUIDE	1	
7	29141-93J00	NUT, CLUTCH ROD (M6)	1	
8	09160-06082	WASHER (6.5X13X1.0)	1	
9	09280-06012	O RING (D:1.7,ID:5.8)	2	
10	09280-09012	O RING (D:2.3,ID:9)	1	
11	09289-06L02	DUST SEAL (5X17X3.5)	1	

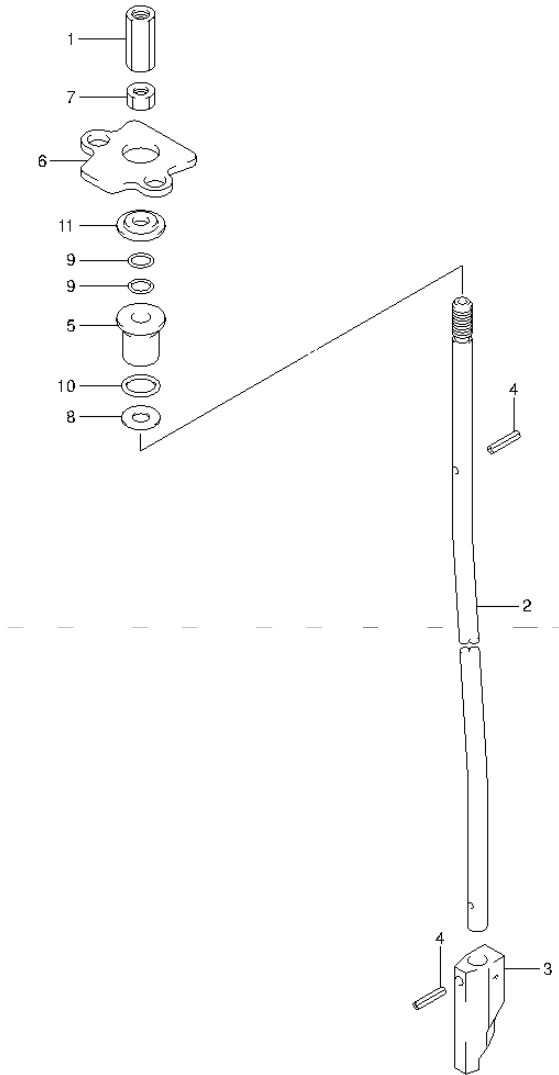
**FIG.37**



**FIG.37 (1-D-11) SHIFT ROD (DT15A P40)**

REF NO.	PART NO.	DESCRIPTION	Q'TY	REMARKS
1	23311-95J00	CONNECTOR, CLUTCH ROD	1	
2-1	25111-90L00	ROD, SHIFT (S)	1	TRANSOM (S)
2-2	25111-90L10	ROD, SHIFT (L)	1	TRANSOM (L)
3	25311-99J00	CAM, SHIFT	1	
4	09205-02004	SPRING PIN (2.5X12)	2	
5	25211-99JL0	GUIDE, SHIFT ROD	1	
6	25215-90L00	STOPPER, SHIFT ROD GUIDE	1	
7	29141-93J00	NUT, CLUTCH ROD (M6)	1	
8	09160-06082	WASHER (6.5X13X1.0)	1	
9	09280-06012	O RING (D:1.7,ID:5.8)	2	
10	09280-09012	O RING (D:2.3,ID:9)	1	
11	09289-06L02	DUST SEAL (5X17X3.5)	1	

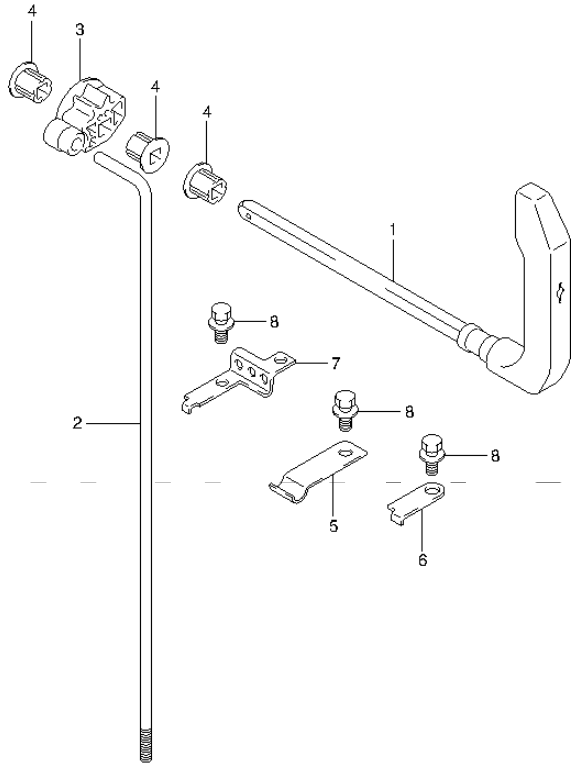
**FIG.38**



**FIG.38 (1-D-12) SHIFT ROD (DT15AK P36)**

REF NO.	PART NO.	DESCRIPTION	Q'TY	REMARKS
1	23311-95J00	CONNECTOR, CLUTCH ROD	1	
2-1	25111-90L00	ROD, SHIFT (S)	1	TRANSOM (S)
2-2	25111-90L10	ROD, SHIFT (L)	1	TRANSOM (L)
3	25311-99J00	CAM, SHIFT	1	
4	09205-02004	SPRING PIN (2.5X12)	2	
5	25211-99JL0	GUIDE, SHIFT ROD	1	
6	25215-90L00	STOPPER, SHIFT ROD GUIDE	1	
7	29141-93J00	NUT, CLUTCH ROD (M6)	1	
8	09160-06082	WASHER (6.5X13X1.0)	1	
9	09280-06012	O RING (D:1.7,ID:5.8)	2	
10	09280-09012	O RING (D:2.3,ID:9)	1	
11	09289-06L02	DUST SEAL (5X17X3.5)	1	

**FIG.39**

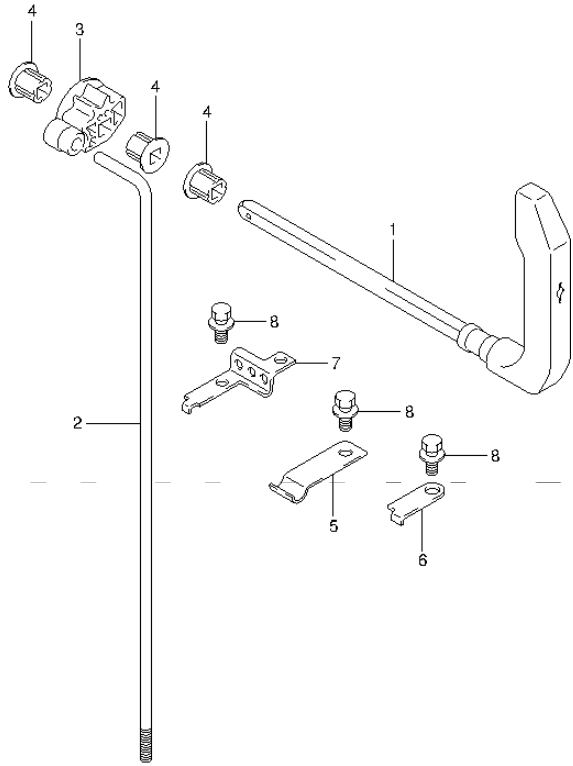


**FIG.39 (1-D-13) CLUTCH LEVER (DT9.9A P40)**

REF NO.	PART NO.	DESCRIPTION	Q'TY	REMARKS
1	21110-90L01	LEVER, CLUTCH	1	
2	23111-95L00	ROD, CLUTCH	1	
3	23211-95L00	ARM, CLUTCH ROD	1	
4	21221-95L00	BUSH, CLUTCH LEVER	3	
5	23213-95L00	SPRING, NOTCH PLATE	1	
6	21126-92D00	HOLDER, CLUTCH SHAFT	1	
7	21126-95L00	HOLDER, CLUTCH SHAFT	1	
8	09116-06225	BOLT (6X15)	3	



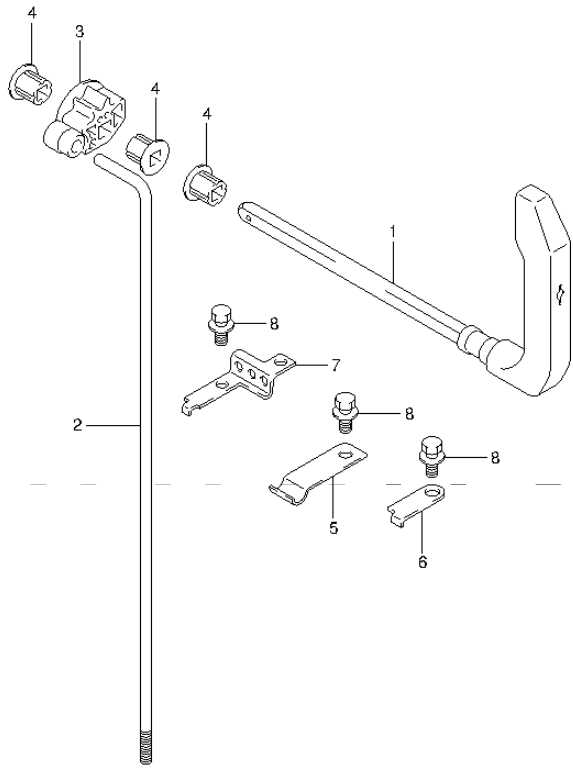
**FIG.40**



**FIG.40 (1-D-14) CLUTCH LEVER (DT9.9AK P40)**

REF NO.	PART NO.	DESCRIPTION	Q'TY	REMARKS
1	21110-90L01	LEVER, CLUTCH	1	
2	23111-95L00	ROD, CLUTCH	1	
3	23211-95L00	ARM, CLUTCH ROD	1	
4	21221-95L00	BUSH, CLUTCH LEVER	3	
5	23213-95L00	SPRING, NOTCH PLATE	1	
6	21126-92D00	HOLDER, CLUTCH SHAFT	1	
7	21126-95L00	HOLDER, CLUTCH SHAFT	1	
8	09116-06225	BOLT (6X15)	3	

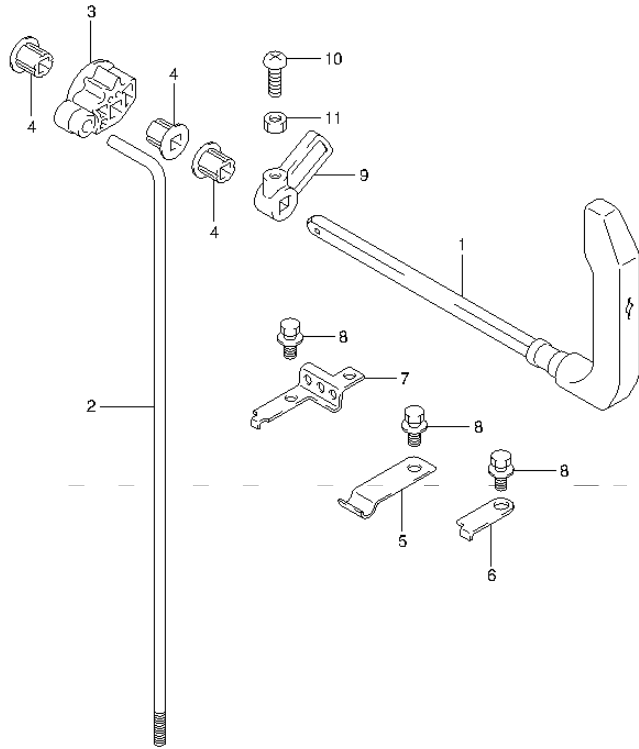
**FIG.41**



**FIG.41 (1-D-15) CLUTCH LEVER (DT9.9AK P36)**

REF NO.	PART NO.	DESCRIPTION	Q'TY	REMARKS
1	21110-90L01	LEVER, CLUTCH	1	
2	23111-95L00	ROD, CLUTCH	1	
3	23211-95L00	ARM, CLUTCH ROD	1	
4	21221-95L00	BUSH, CLUTCH LEVER	3	
5	23213-95L00	SPRING, NOTCH PLATE	1	
6	21126-92D00	HOLDER, CLUTCH SHAFT	1	
7	21126-95L00	HOLDER, CLUTCH SHAFT	1	
8	09116-06225	BOLT (6X15)	3	

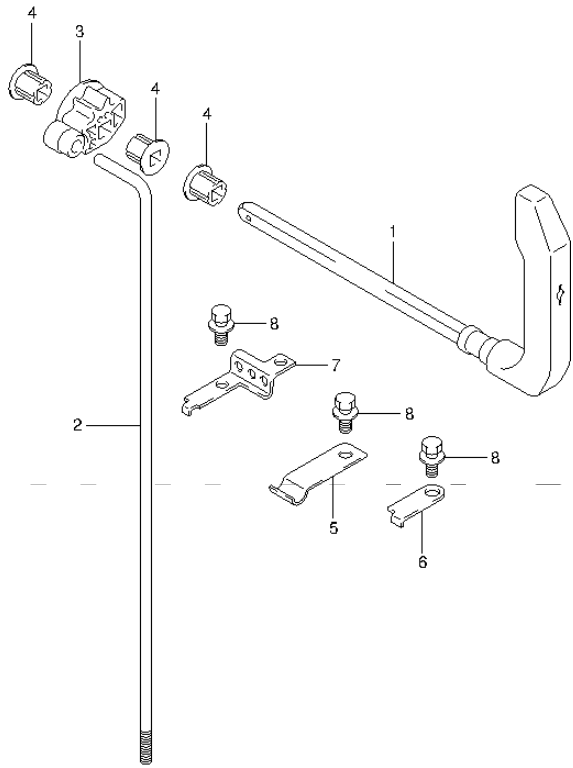
**FIG.42**



**FIG.42 (1-E-2) CLUTCH LEVER (DT15A P40)**

REF NO.	PART NO.	DESCRIPTION	Q'TY	REMARKS
1	21110-90L01	LEVER, CLUTCH	1	
2	23111-95L00	ROD, CLUTCH	1	
3	23211-95L00	ARM, CLUTCH ROD	1	
4-1	21221-95L00	BUSH, CLUTCH LEVER	3	MANUAL STARTER
4-2	21221-95L00	BUSH, CLUTCH LEVER	2	ELECTRIC STARTER
5	23213-95L00	SPRING, NOTCH PLATE	1	
6	21126-92D00	HOLDER, CLUTCH SHAFT	1	
7	21126-95L00	HOLDER, CLUTCH SHAFT	1	
8	09116-06225	BOLT (6X15)	3	
9	21313-93900	ARM, ELECTRICAL NSI	1	ELECTRIC STARTER
10	02112-05167	SCREW	1	ELECTRIC STARTER
11	08310-00057	NUT	1	ELECTRIC STARTER

**FIG.43**



**FIG.43 (1-E-3) CLUTCH LEVER (DT15AK P36)**

REF NO.	PART NO.	DESCRIPTION	Q'TY	REMARKS
1	21110-90L01	LEVER, CLUTCH	1	
2	23111-95L00	ROD, CLUTCH	1	
3	23211-95L00	ARM, CLUTCH ROD	1	
4	21221-95L00	BUSH, CLUTCH LEVER	3	
5	23213-95L00	SPRING, NOTCH PLATE	1	
6	21126-92D00	HOLDER, CLUTCH SHAFT	1	
7	21126-95L00	HOLDER, CLUTCH SHAFT	1	
8	09116-06225	BOLT (6X15)	3	

FIG.44

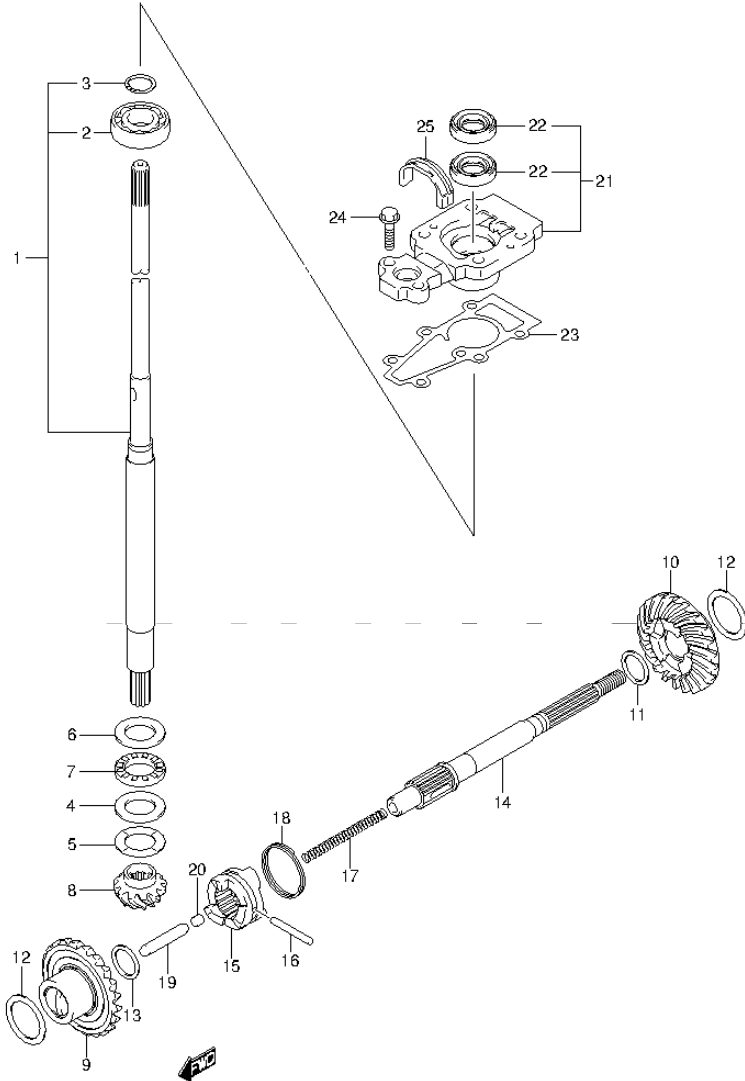
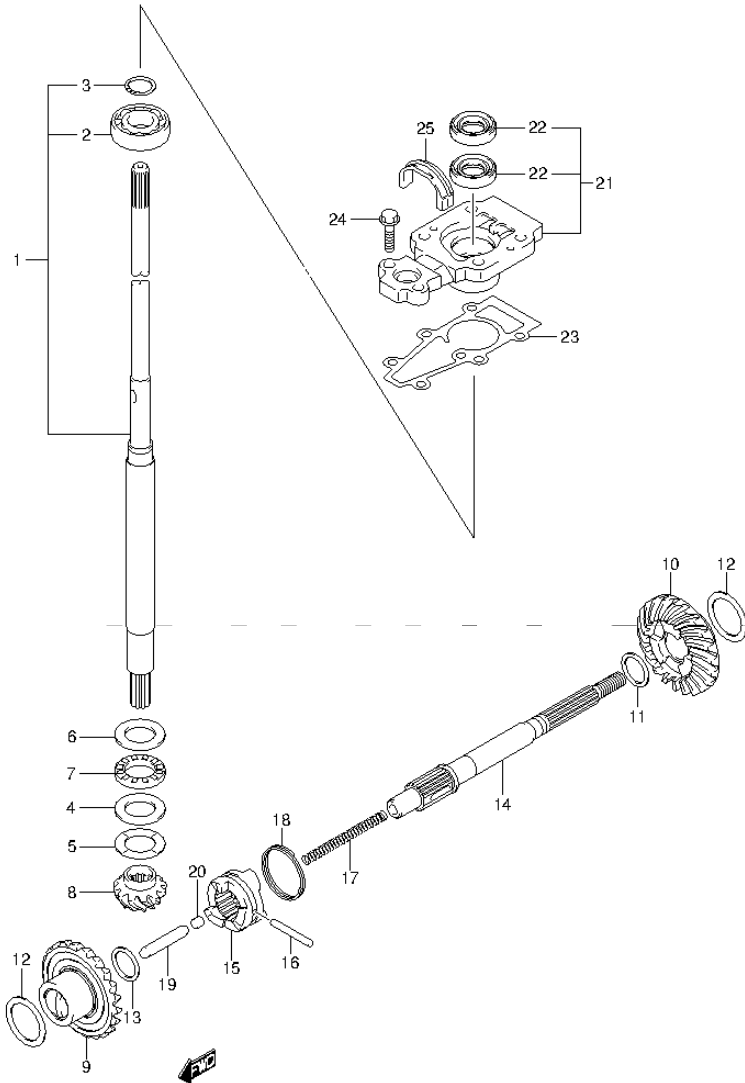


FIG.44 (1-E-4) TRANSMISSION (DT9.9A P40)

REF NO.	PART NO.	DESCRIPTION	Q'TY	REMARKS
1-1	57100-90L40	SHAFT ASSY, DRIVE (S)	1	W/TRANSOM(S)
1-2	57100-90L30	SHAFT ASSY, DRIVE (L)	1	W/TRANSOM(L)
2	08110-60020	.BEARING	1	
3	09380-15001	.SNAP RING	1	
4	09160-20027	WASHER (20X35X2.75)	1	
5-1	09181-20251	SHIM (T:1.0)	1	
5-2	09160-20042	SHIM (T:1.1)	1	
5-3	09160-20043	SHIM (T:1.2)	1	
5-4	09160-20044	SHIM (T:1.3)	1	
5-5	09181-20244	SHIM (T:0.7)	1	
5-6	09181-20246	SHIM (T:0.8)	1	
5-7	09181-20248	SHIM (T:0.9)	1	
6	09160-21009	WASHER (21X35X2.75)	1	
7	09263-20L04	BEARING (20X35X4.5)	1	
8	57311-90L00	PINION	1	
9	57510-90L00	GEAR, FORWARD (NT:23)	1	
10	57521-90L00	GEAR, REVERSE (NT:23)	1	
11-1	09160-17024	WASHER (T:1.1)	1	REV
11-2	09160-17039	WASHER (T:1.2)	1	REV
11-3	09160-17025	WASHER (T:1.3)	1	REV
11-4	09160-17040	WASHER (T:1.4)	1	REV
11-5	09160-17026	WASHER (T:1.5)	1	REV
11-6	09160-17041	WASHER (T:1.6)	1	REV
11-7	09160-17027	WASHER (T:1.7)	1	REV
11-8	09160-17042	WASHER (T:1.8)	1	REV
11-9	09160-17028	WASHER (T:1.9)	1	REV
12-1	09181-25160	SHIM (T:0.7)	2	
12-2	09181-25162	SHIM (T:0.8)	2	
12-3	09181-25164	SHIM (T:0.9)	2	
12-4	09160-25040	SHIM (T:1.0)	2	
12-5	09160-25041	SHIM (T:1.1)	2	
12-6	09160-25042	SHIM (T:1.2)	2	
12-7	09181-25181	SHIM (T:1.3)	2	
13	09181-15156	SHIM (T:1.5)	1	FWD

**FIG.44**



**FIG.44 (1-E-5) TRANSMISSION (DT9.9A P40)**

REF NO.	PART NO.	DESCRIPTION	Q'TY	REMARKS
14	57610-99JL0	SHAFT, PROPELLER	1	
15	57621-90L10	SHIFTER, CLUTCH DOG	1	
16	09202-04025	PIN (4X31)	1	
17	59441-94J00	SPRING, RETURN	1	
18	59441-99J00	SPRING, DOG	1	
19	57631-93901	ROD, PUSH	1	
20	57632-98501	PIN (6X6)	1	
21	56130-90L00	HOUSING, DRIVE SHAFT	1	
22	09282-13L01	.OIL SEAL (12.5X25X7)	2	
23	56132-99J10	GASKET, DRIVE SHAFT BRG HSG	1	
24	09116-06229	BOLT (6X25)	2	
25	55332-90L00	RUBBER, EXHAUST SEAL	1	

FIG.45

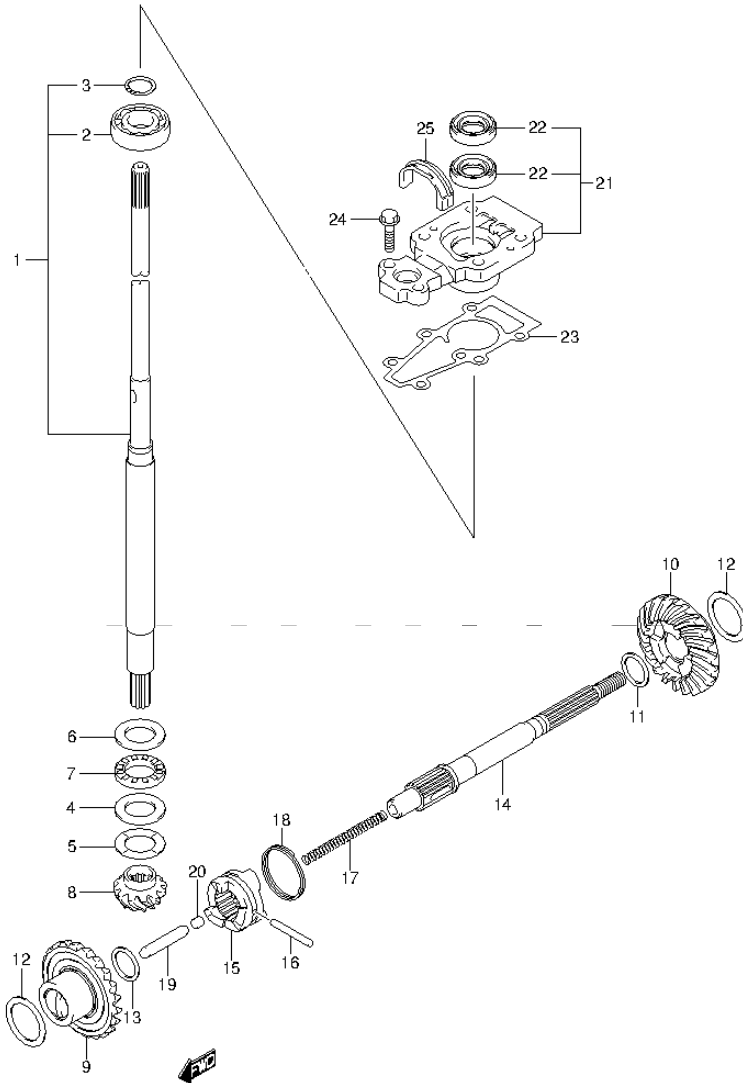
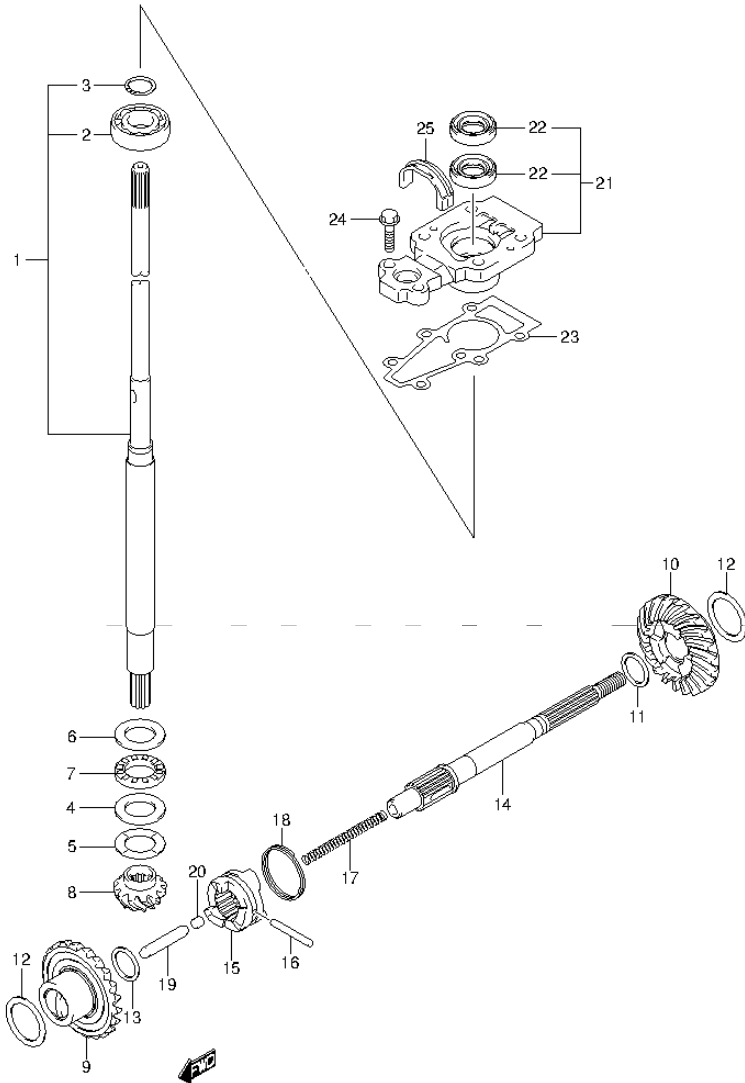


FIG.45 (1-E-6) TRANSMISSION (DT9.9AK P40)

REF NO.	PART NO.	DESCRIPTION	Q'TY	REMARKS
1	57100-90L30	SHAFT ASSY, DRIVE (L)	1	
2	08110-60020	.BEARING	1	
3	09380-15001	.SNAP RING	1	
4	09160-20027	WASHER (20X35X2.75)	1	
5-1	09181-20251	SHIM (T:1.0)	1	
5-2	09160-20042	SHIM (T:1.1)	1	
5-3	09160-20043	SHIM (T:1.2)	1	
5-4	09160-20044	SHIM (T:1.3)	1	
5-5	09181-20244	SHIM (T:0.7)	1	
5-6	09181-20246	SHIM (T:0.8)	1	
5-7	09181-20248	SHIM (T:0.9)	1	
6	09160-21L01	WASHER (21X35X2.75)	1	
7	09263-20L04	BEARING (20X35X4.5)	1	
8	57311-90L00	PINION	1	
9	57510-90L00	GEAR, FORWARD (NT:23)	1	
10	57521-90L00	GEAR, REVERSE (NT:23)	1	
11-1	09160-17024	WASHER (T:1.1)	1	REV
11-2	09160-17039	WASHER (T:1.2)	1	REV
11-3	09160-17025	WASHER (T:1.3)	1	REV
11-4	09160-17040	WASHER (T:1.4)	1	REV
11-5	09160-17026	WASHER (T:1.5)	1	REV
11-6	09160-17041	WASHER (T:1.6)	1	REV
11-7	09160-17027	WASHER (T:1.7)	1	REV
11-8	09160-17042	WASHER (T:1.8)	1	REV
11-9	09160-17028	WASHER (T:1.9)	1	REV
12-1	09181-25160	SHIM (T:0.7)	2	
12-2	09181-25162	SHIM (T:0.8)	2	
12-3	09181-25164	SHIM (T:0.9)	2	
12-4	09160-25040	SHIM (T:1.0)	2	
12-5	09160-25041	SHIM (T:1.1)	2	
12-6	09160-25042	SHIM (T:1.2)	2	
12-7	09181-25181	SHIM (T:1.3)	2	
13	09181-15156	SHIM (T:1.5)	1	FWD

**FIG.45**



**FIG.45 (1-E-7) TRANSMISSION (DT9.9AK P40)**

REF NO.	PART NO.	DESCRIPTION	Q'TY	REMARKS
14	57610-99JL0	SHAFT, PROPELLER	1	
15	57621-90L10	SHIFTER, CLUTCH DOG	1	
16	09202-04025	PIN (4X31)	1	
17	59441-94J00	SPRING, RETURN	1	
18	59441-99J00	SPRING, DOG	1	
19	57631-93901	ROD, PUSH	1	
20	57632-98501	PIN (6X6)	1	
21	56130-90L00	HOUSING, DRIVE SHAFT	1	
22	09282-13L01	.OIL SEAL (12.5X25X7)	2	
23	56132-99J10	GASKET, DRIVE SHAFT BRG HSG	1	
24	09116-06229	BOLT (6X25)	2	
25	55332-90L00	RUBBER, EXHAUST SEAL	1	



FIG.46

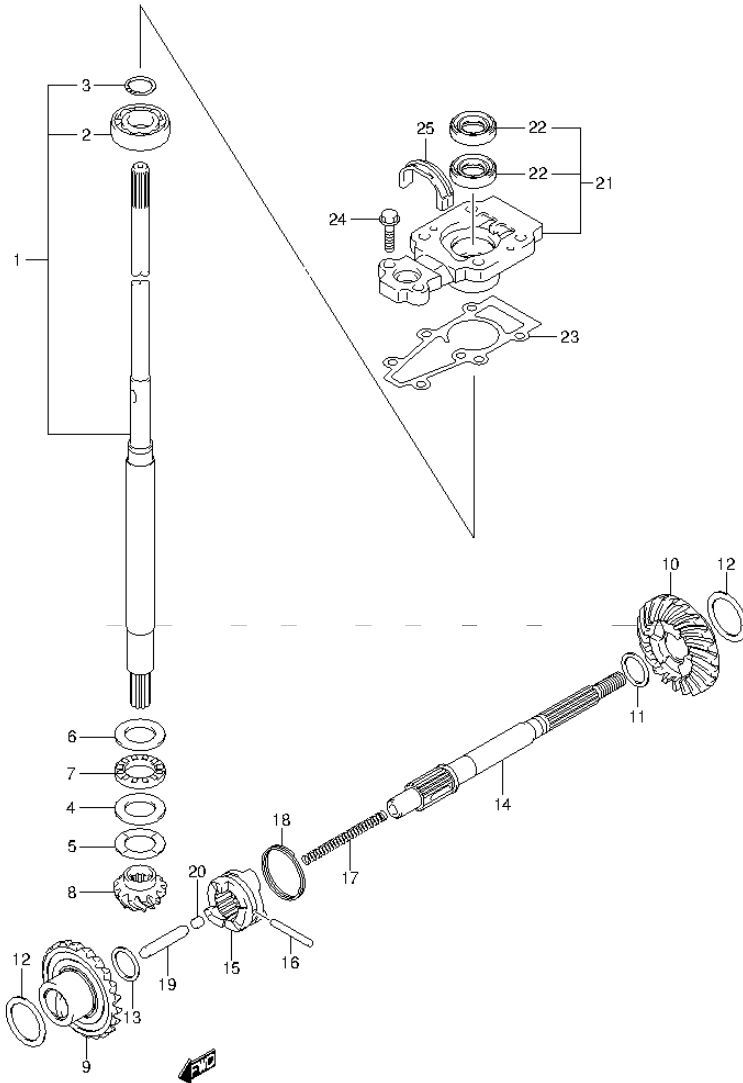
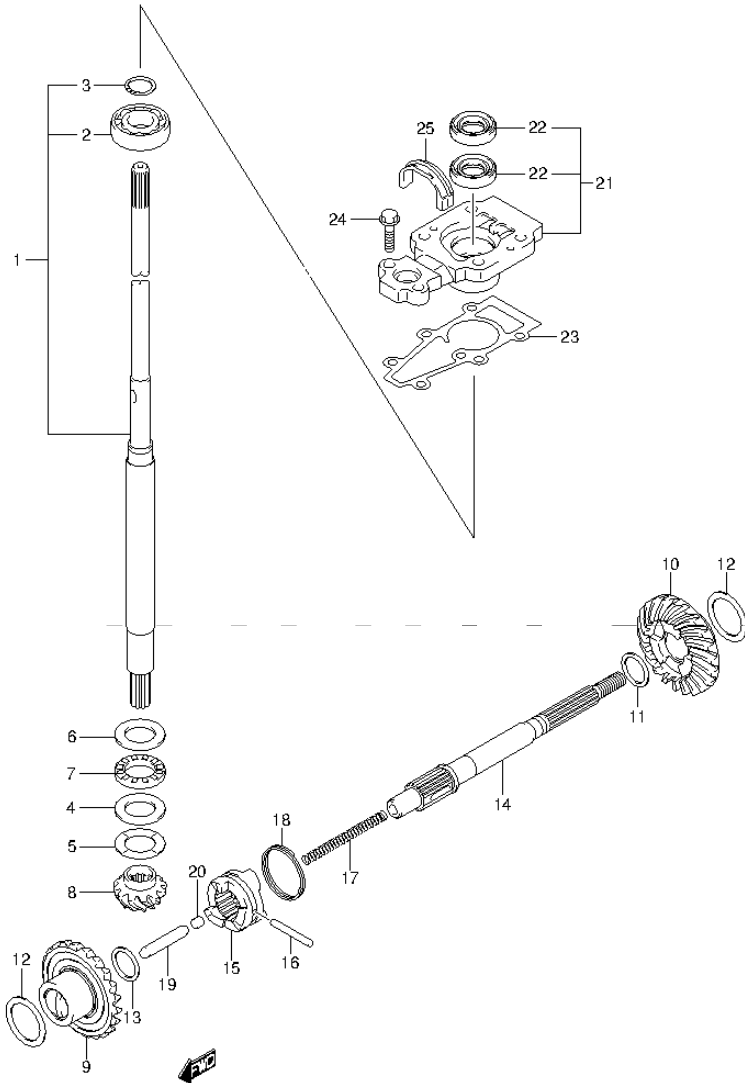


FIG.46 (1-E-8) TRANSMISSION (DT9.9AK P36)

REF NO.	PART NO.	DESCRIPTION	Q'TY	REMARKS
1-1	57100-90L40	SHAFT ASSY, DRIVE (S)	1	W/TRANSOM(S)
1-2	57100-90L30	SHAFT ASSY, DRIVE (L)	1	W/TRANSOM(L)
2	08110-60020	.BEARING	1	
3	09380-15001	.SNAP RING	1	
4	09160-20027	WASHER (20X35X2.75)	1	
5-1	09181-20251	SHIM (T:1.0)	1	
5-2	09160-20042	SHIM (T:1.1)	1	
5-3	09160-20043	SHIM (T:1.2)	1	
5-4	09160-20044	SHIM (T:1.3)	1	
5-5	09181-20244	SHIM (T:0.7)	1	
5-6	09181-20246	SHIM (T:0.8)	1	
5-7	09181-20248	SHIM (T:0.9)	1	
6	09160-21L01	WASHER (21X35X2.75)	1	
7	09263-20L04	BEARING (20X35X4.5)	1	
8	57311-90L00	PINION	1	
9	57510-90L00	GEAR, FORWARD (NT:23)	1	
10	57521-90L00	GEAR, REVERSE (NT:23)	1	
11-1	09160-17024	WASHER (T:1.1)	1	REV
11-2	09160-17039	WASHER (T:1.2)	1	REV
11-3	09160-17025	WASHER (T:1.3)	1	REV
11-4	09160-17040	WASHER (T:1.4)	1	REV
11-5	09160-17026	WASHER (T:1.5)	1	REV
11-6	09160-17041	WASHER (T:1.6)	1	REV
11-7	09160-17027	WASHER (T:1.7)	1	REV
11-8	09160-17042	WASHER (T:1.8)	1	REV
11-9	09160-17028	WASHER (T:1.9)	1	REV
12-1	09181-25160	SHIM (T:0.7)	2	
12-2	09181-25162	SHIM (T:0.8)	2	
12-3	09181-25164	SHIM (T:0.9)	2	
12-4	09160-25040	SHIM (T:1.0)	2	
12-5	09160-25041	SHIM (T:1.1)	2	
12-6	09160-25042	SHIM (T:1.2)	2	
12-7	09181-25181	SHIM (T:1.3)	2	
13	09181-15156	SHIM (T:1.5)	1	FWD

**FIG.46**



**FIG.46 (1-E-9) TRANSMISSION (DT9.9AK P36)**

REF NO.	PART NO.	DESCRIPTION	Q'TY	REMARKS
14	57610-99JL0	SHAFT, PROPELLER	1	
15	57621-90L10	SHIFTER, CLUTCH DOG	1	
16	09202-04025	PIN (4X31)	1	
17	59441-94J00	SPRING, RETURN	1	
18	59441-99J00	SPRING, DOG	1	
19	57631-93901	ROD, PUSH	1	
20	57632-98501	PIN (6X6)	1	
21	56130-90L00	HOUSING, DRIVE SHAFT	1	
22	09282-13L01	.OIL SEAL (12.5X25X7)	2	
23	56132-99J10	GASKET, DRIVE SHAFT BRG HSG	1	
24	09116-06229	BOLT (6X25)	2	
25	55332-90L00	RUBBER, EXHAUST SEAL	1	

FIG.47

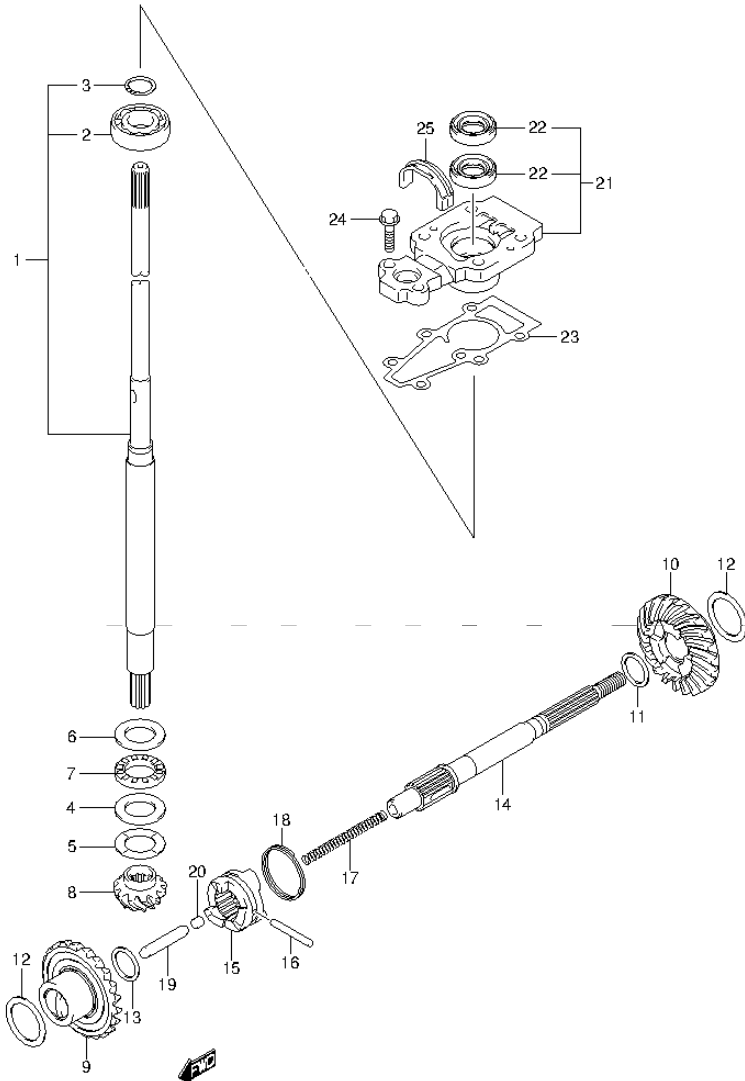
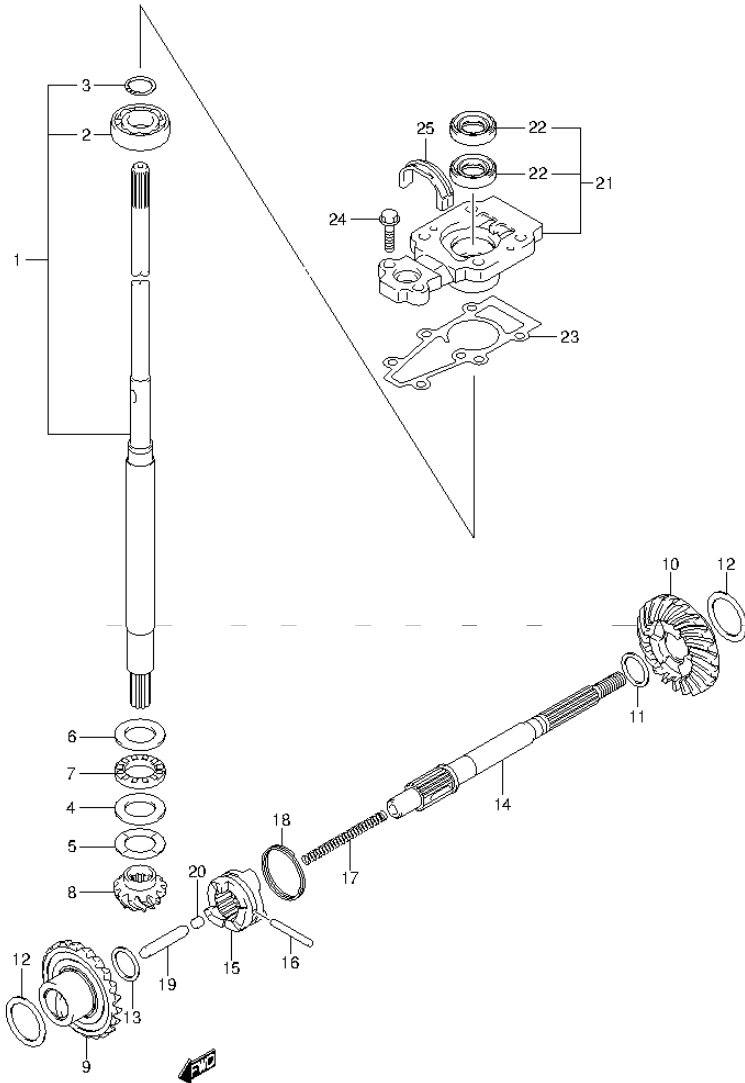


FIG.47 (1-E-10) TRANSMISSION (DT15A P40)

REF NO.	PART NO.	DESCRIPTION	Q'TY	REMARKS
1-1	57100-90L40	SHAFT ASSY, DRIVE (S)	1	W/TRANSOM(S)
1-2	57100-90L30	SHAFT ASSY, DRIVE (L)	1	W/TRANSOM(L)
2	08110-60020	.BEARING	1	
3	09380-15001	.SNAP RING	1	
4	09160-20027	WASHER (20X35X2.75)	1	
5-1	09181-20251	SHIM (T:1.0)	1	
5-2	09160-20042	SHIM (T:1.1)	1	
5-3	09160-20043	SHIM (T:1.2)	1	
5-4	09160-20044	SHIM (T:1.3)	1	
5-5	09181-20244	SHIM (T:0.7)	1	
5-6	09181-20246	SHIM (T:0.8)	1	
5-7	09181-20248	SHIM (T:0.9)	1	
6	09160-21L01	WASHER (21X35X2.75)	1	
7	09263-20L04	BEARING (20X35X4.5)	1	
8	57311-90L00	PINION	1	
9	57510-90L00	GEAR, FORWARD (NT:23)	1	
10	57521-90L00	GEAR, REVERSE (NT:23)	1	
11-1	09160-17024	WASHER (T:1.1)	1	REV
11-2	09160-17039	WASHER (T:1.2)	1	REV
11-3	09160-17025	WASHER (T:1.3)	1	REV
11-4	09160-17040	WASHER (T:1.4)	1	REV
11-5	09160-17026	WASHER (T:1.5)	1	REV
11-6	09160-17041	WASHER (T:1.6)	1	REV
11-7	09160-17027	WASHER (T:1.7)	1	REV
11-8	09160-17042	WASHER (T:1.8)	1	REV
11-9	09160-17028	WASHER (T:1.9)	1	REV
12-1	09181-25160	SHIM (T:0.7)	2	
12-2	09181-25162	SHIM (T:0.8)	2	
12-3	09181-25164	SHIM (T:0.9)	2	
12-4	09160-25040	SHIM (T:1.0)	2	
12-5	09160-25041	SHIM (T:1.1)	2	
12-6	09160-25042	SHIM (T:1.2)	2	
12-7	09181-25181	SHIM (T:1.3)	2	
13	09181-15156	SHIM (T:1.5)	1	FWD

**FIG.47**



**FIG.47 (1-E-11) TRANSMISSION (DT15A P40)**

REF NO.	PART NO.	DESCRIPTION	Q'TY	REMARKS
14	57610-99JL0	SHAFT, PROPELLER	1	
15	57621-90L10	SHIFTER, CLUTCH DOG	1	
16	09202-04025	PIN (4X31)	1	
17	59441-94J00	SPRING, RETURN	1	
18	59441-99J00	SPRING, DOG	1	
19	57631-93901	ROD, PUSH	1	
20	57632-98501	PIN (6X6)	1	
21	56130-90L00	HOUSING, DRIVE SHAFT	1	
22	09282-13L01	.OIL SEAL (12.5X25X7)	2	
23	56132-99J10	GASKET, DRIVE SHAFT BRG HSG	1	
24	09116-06229	BOLT (6X25)	2	
25	55332-90L00	RUBBER, EXHAUST SEAL	1	

FIG.48

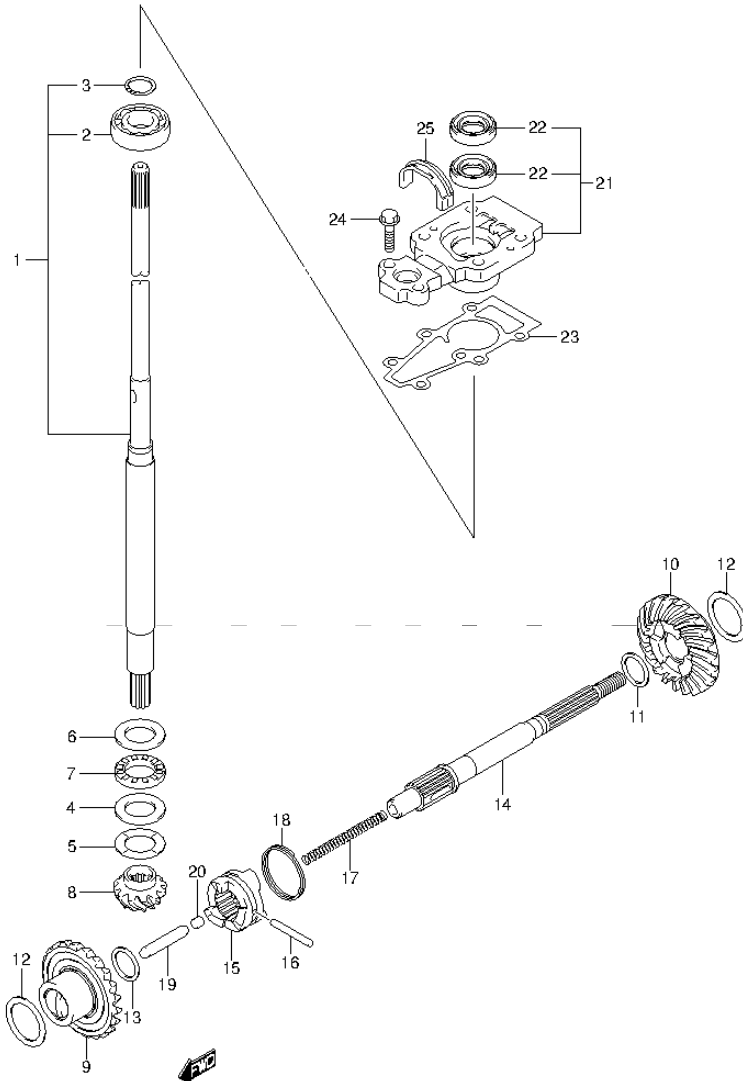


FIG.48 (1-E-12) TRANSMISSION (DT15AK P36)

REF NO.	PART NO.	DESCRIPTION	Q'TY	REMARKS
1-1	57100-90L40	SHAFT ASSY, DRIVE (S)	1	W/TRANSOM(S)
1-2	57100-90L30	SHAFT ASSY, DRIVE (L)	1	W/TRANSOM(L)
2	08110-60020	.BEARING	1	
3	09380-15001	.SNAP RING	1	
4	09160-20027	WASHER (20X35X2.75)	1	
5-1	09181-20251	SHIM (T:1.0)	1	
5-2	09160-20042	SHIM (T:1.1)	1	
5-3	09160-20043	SHIM (T:1.2)	1	
5-4	09160-20044	SHIM (T:1.3)	1	
5-5	09181-20244	SHIM (T:0.7)	1	
5-6	09181-20246	SHIM (T:0.8)	1	
5-7	09181-20248	SHIM (T:0.9)	1	
6	09160-21L01	WASHER (21X35X2.75)	1	
7	09263-20L04	BEARING (20X35X4.5)	1	
8	57311-90L00	PINION	1	
9	57510-90L00	GEAR, FORWARD (NT:23)	1	
10	57521-90L00	GEAR, REVERSE (NT:23)	1	
11-1	09160-17024	WASHER (T:1.1)	1	REV
11-2	09160-17039	WASHER (T:1.2)	1	REV
11-3	09160-17025	WASHER (T:1.3)	1	REV
11-4	09160-17040	WASHER (T:1.4)	1	REV
11-5	09160-17026	WASHER (T:1.5)	1	REV
11-6	09160-17041	WASHER (T:1.6)	1	REV
11-7	09160-17027	WASHER (T:1.7)	1	REV
11-8	09160-17042	WASHER (T:1.8)	1	REV
11-9	09160-17028	WASHER (T:1.9)	1	REV
12-1	09181-25160	SHIM (T:0.7)	2	
12-2	09181-25162	SHIM (T:0.8)	2	
12-3	09181-25164	SHIM (T:0.9)	2	
12-4	09160-25040	SHIM (T:1.0)	2	
12-5	09160-25041	SHIM (T:1.1)	2	
12-6	09160-25042	SHIM (T:1.2)	2	
12-7	09181-25181	SHIM (T:1.3)	2	
13	09181-15156	SHIM (T:1.5)	1	FWD

FIG.48

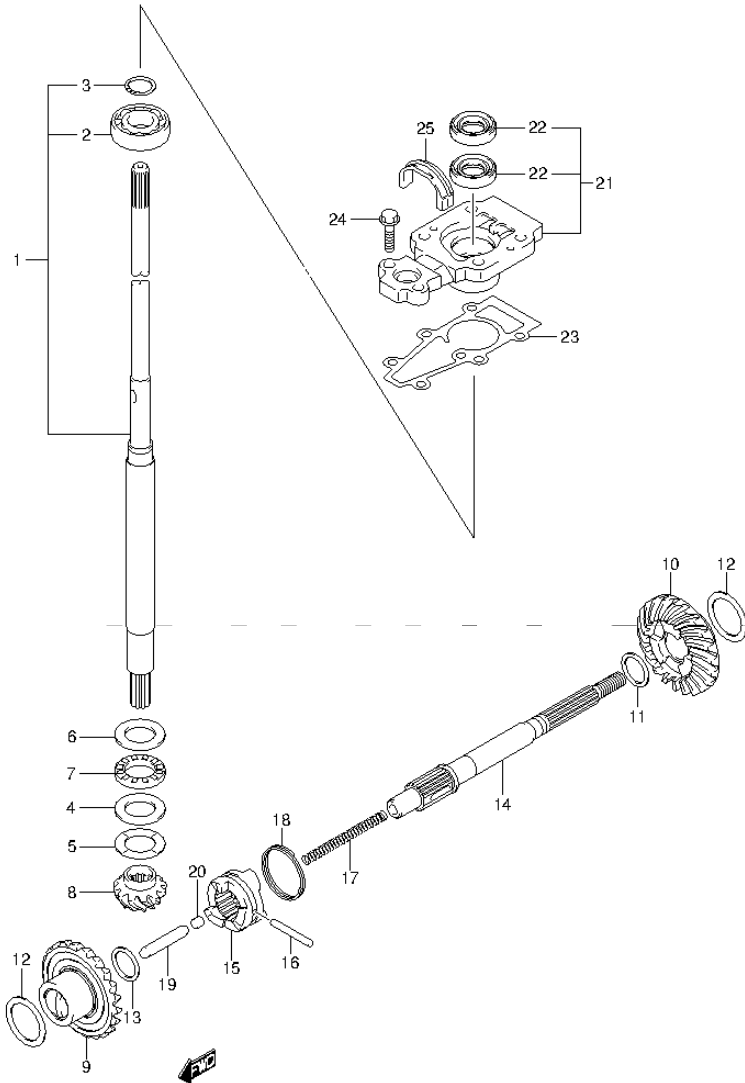


FIG.48 (1-E-13) TRANSMISSION (DT15AK P36)

REF NO.	PART NO.	DESCRIPTION	Q'TY	REMARKS
14	57610-99JL0	SHAFT, PROPELLER	1	
15	57621-90L10	SHIFTER, CLUTCH DOG	1	
16	09202-04025	PIN (4X31)	1	
17	59441-94J00	SPRING, RETURN	1	
18	59441-99J00	SPRING, DOG	1	
19	57631-93901	ROD, PUSH	1	
20	57632-98501	PIN (6X6)	1	
21	56130-90L00	HOUSING, DRIVE SHAFT	1	
22	09282-13L01	.OIL SEAL (12.5X25X7)	2	
23	56132-99J10	GASKET, DRIVE SHAFT BRG HSG	1	
24	09116-06229	BOLT (6X25)	2	
25	55332-90L00	RUBBER, EXHAUST SEAL	1	

FIG.49

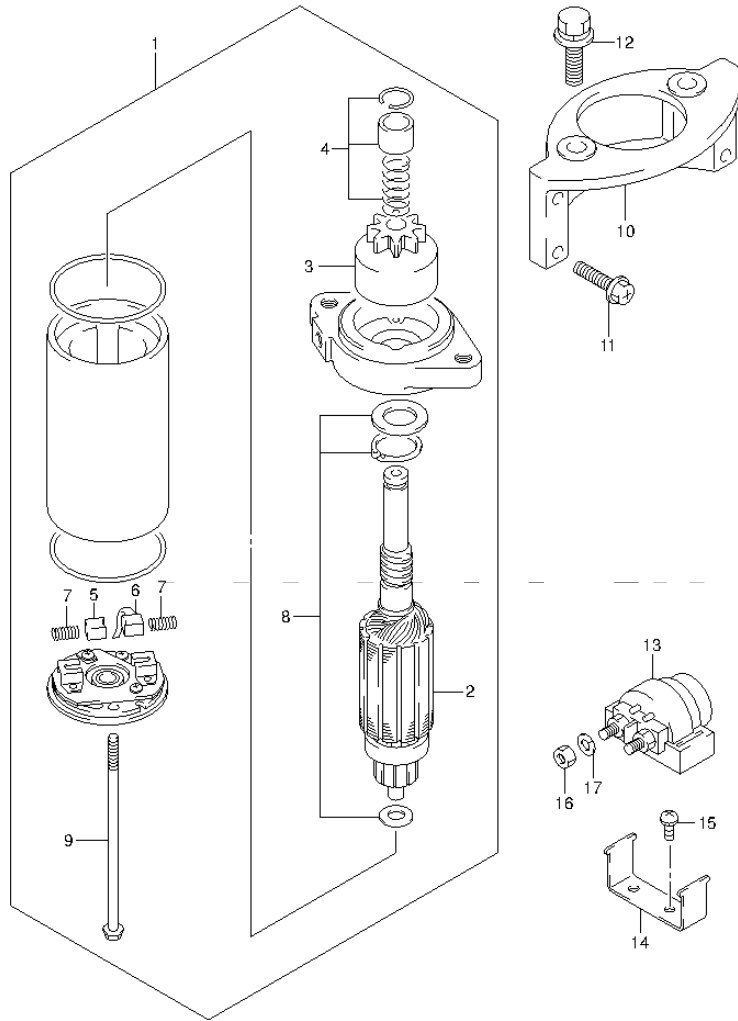


FIG.49 (1-E-14) STARTING MOTOR (DT15A P40)

REF NO.	PART NO.	DESCRIPTION	Q'TY	REMARKS
1	31100-89E01	MOTOR, STARTING	1	
2	31310-92D10	ARMATURE, STARTER	1	
3	31320-89E00	.PINION ASSY	1	
4	31312-92D10	.STOPPER SET, PINION	1	
5	31131-89E00	.BRUSH (+)	1	
6	31132-89E00	.BRUSH (-)	1	
7	31135-92D10	.SPRING	2	
8	31360-92D10	.WASHER KIT	1	
9	31281-92D10	.BOLT, STARTER HOUSING	2	
10	31911-90L00	BRACKET, STARTER	1	
11	01550-06257	BOLT	4	
12	01550-08257	BOLT	2	
13	31800-94401	RELAY ASSY, STARTING MOTOR	1	
14	31805-95501	BRACKET, STARTING MOTOR RELAY	1	
15	02112-35127	SCREW	2	
16	08310-00067	NUT	2	
17	08321-01067	LOCK WASHER	2	

FIG.50

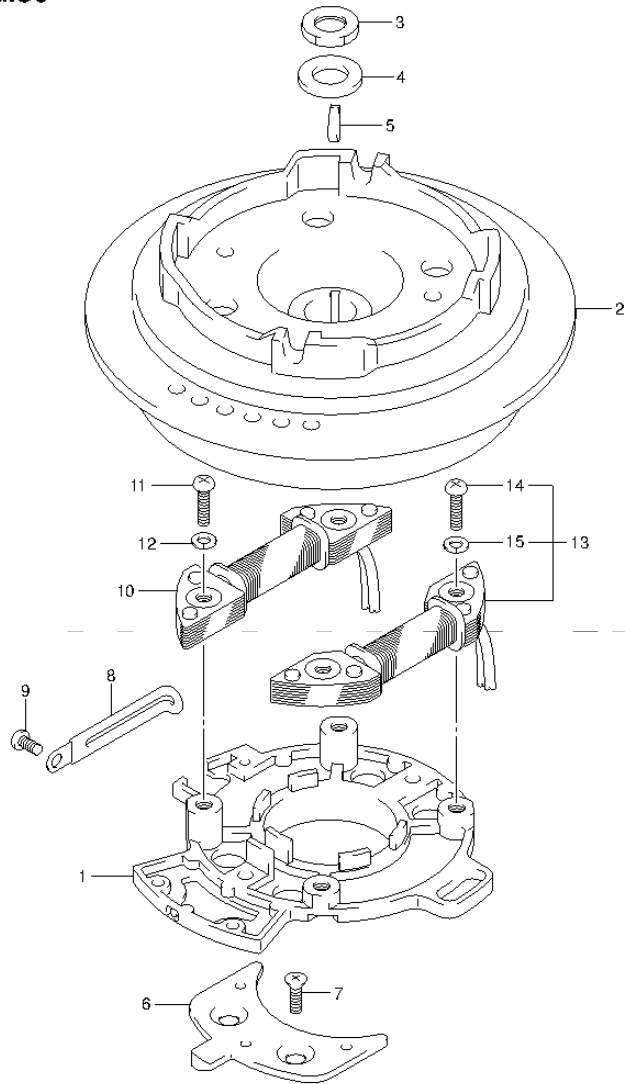


FIG.50 (1-E-15) MAGNETO (DT9.9A P40)

REF NO.	PART NO.	DESCRIPTION	Q'TY	REMARKS
1	32101-95L00	STATOR ASSY	1	
2	32102-95L00	FLYWHEEL	1	
3	09140-14008	NUT	1	
4	09160-14052	WASHER (14X27X4)	1	
5	09420-04008	KEY	1	
6	32390-90L00	RETAINER, MAGNETO STATOR	2	
7	09126-06022	SCREW (6X16)	4	
8	29404-93J10	CLAMP	1	
9	02112-06127	SCREW	1	
10	32140-93900	COIL, PRIMARY	1	
11	02112-06257	SCREW	2	
12	08321-01067	LOCK WASHER	2	
13	32200-93910	COIL SET, LIGHTING	1	
14	02112-06257	.SCREW	2	
15	08321-01067	.LOCK WASHER	2	



FIG.51

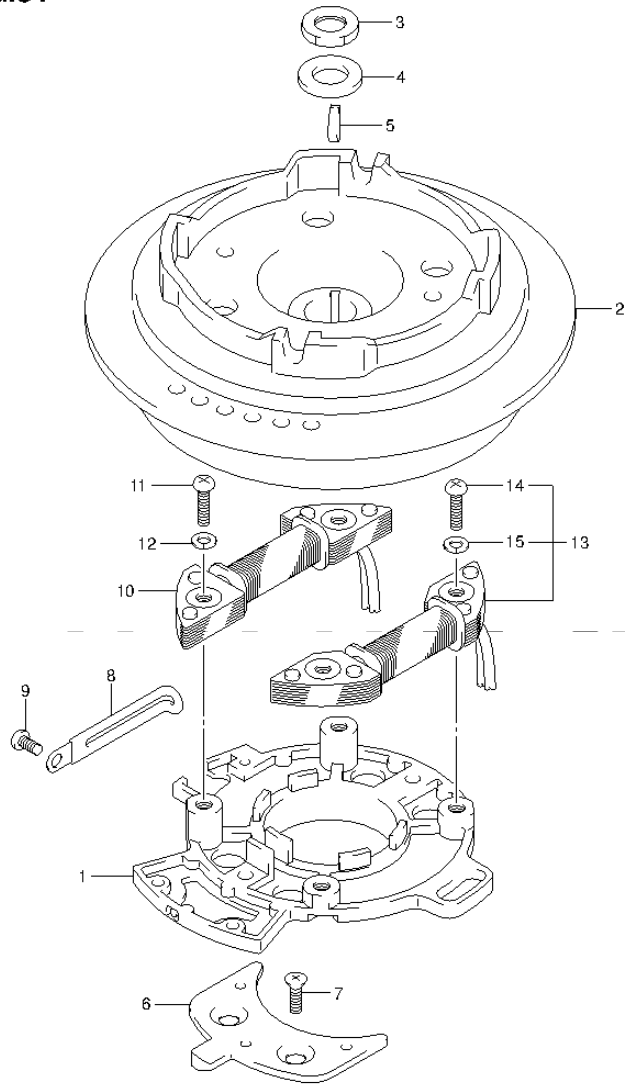


FIG.51 (1-F-2) MAGNETO (DT9.9AK P40)

REF NO.	PART NO.	DESCRIPTION	Q'TY	REMARKS
1	32101-93930	STATOR ASSY	1	
2	32102-95L00	FLYWHEEL	1	
3	09140-14008	NUT	1	
4	09160-14052	WASHER (14X27X4)	1	
5	09420-04008	KEY	1	
6	32390-90L00	RETAINER, MAGNETO STATOR	2	
7	09126-06022	SCREW (6X16)	4	
8	29404-93J10	CLAMP	1	
9	02112-06127	SCREW	1	
10	32140-93900	COIL, PRIMARY	1	
11	02112-06257	SCREW	2	
12	08321-01067	LOCK WASHER	2	
13	32200-93910	COIL SET, LIGHTING	1	
14	02112-06257	.SCREW	2	
15	08321-01067	.LOCK WASHER	2	

FIG.52

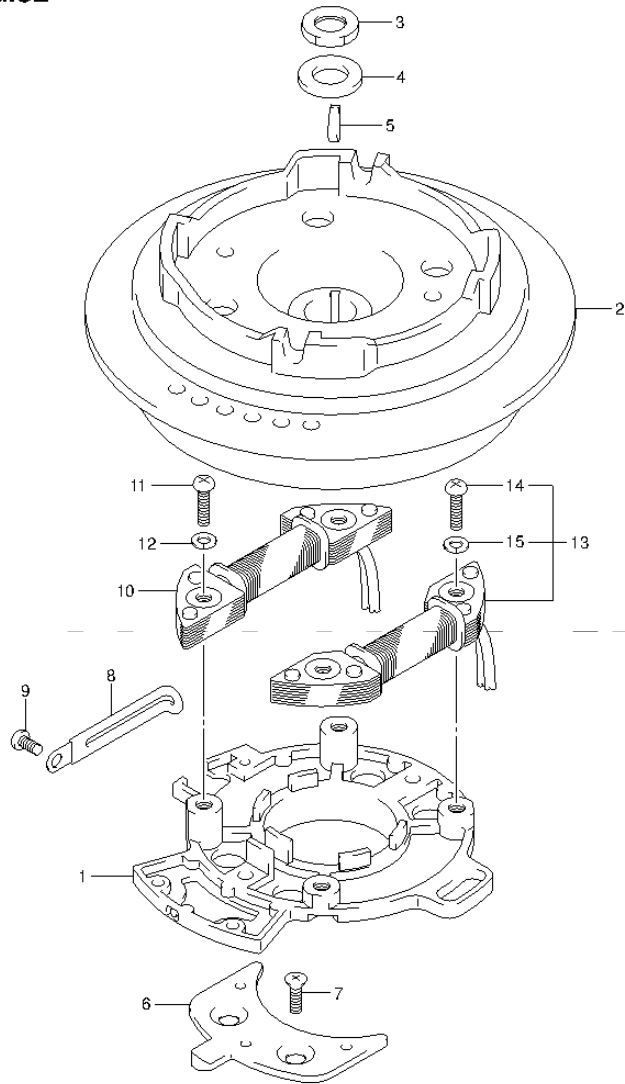


FIG.52 (1-F-3) MAGNETO (DT9.9AK P36)

REF NO.	PART NO.	DESCRIPTION	Q'TY	REMARKS
1	32101-93930	STATOR ASSY	1	
2	32102-95L00	FLYWHEEL	1	
3	09140-14008	NUT	1	
4	09160-14052	WASHER (14X27X4)	1	
5	09420-04008	KEY	1	
6	32390-90L00	RETAINER, MAGNETO STATOR	2	
7	09126-06022	SCREW (6X16)	4	
8	29404-93J10	CLAMP	1	
9	02112-06127	SCREW	1	
10	32140-93900	COIL, PRIMARY	1	
11	02112-06257	SCREW	2	
12	08321-01067	LOCK WASHER	2	
13	32200-93910	COIL SET, LIGHTING	1	
14	02112-06257	.SCREW	2	
15	08321-01067	.LOCK WASHER	2	

FIG.53

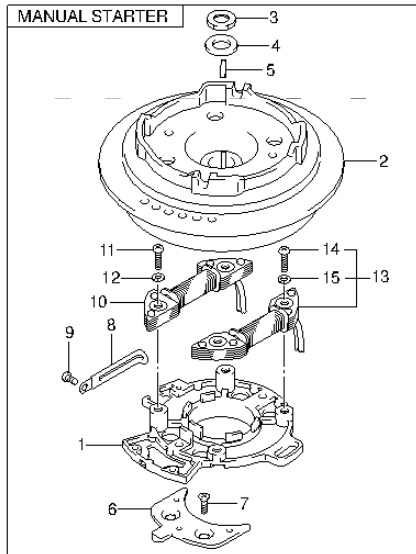
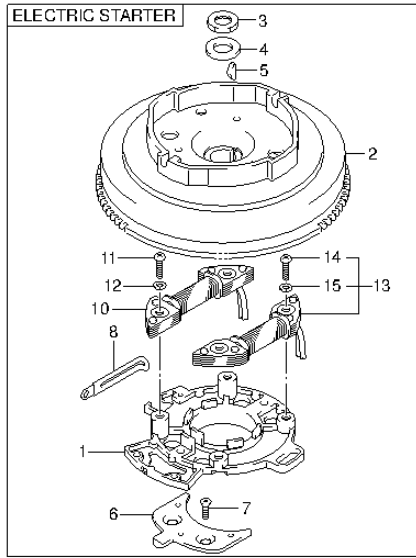


FIG.53 (1-F-4) MAGNETO (DT15A P40)

REF NO.	PART NO.	DESCRIPTION	Q'TY	REMARKS
1-1	32101-95L00	STATOR ASSY	1	MANUAL STARTER
1-2	32101-93930	STATOR ASSY	1	ELECTRIC STARTER
2-1	32102-95L00	FLYWHEEL	1	MANUAL STARTER
2-2	32102-90L00	FLYWHEEL	1	ELECTRIC STARTER
3	09140-14008	NUT	1	
4	09160-14052	WASHER (14X27X4)	1	
5	09420-04008	KEY	1	
6	32390-90L00	RETAINER, MAGNETO STATOR	2	
7	09126-06022	SCREW (6X16)	4	
8	29404-93J10	CLAMP	1	
9	02112-06127	SCREW	1	MANUAL STARTER
10	32140-93900	COIL, PRIMARY	1	
11	02112-06257	SCREW	2	
12	08321-01067	LOCK WASHER	2	
13	32200-93910	COIL SET, LIGHTING	1	
14	02112-06257	.SCREW	2	
15	08321-01067	.LOCK WASHER	2	

FIG.54

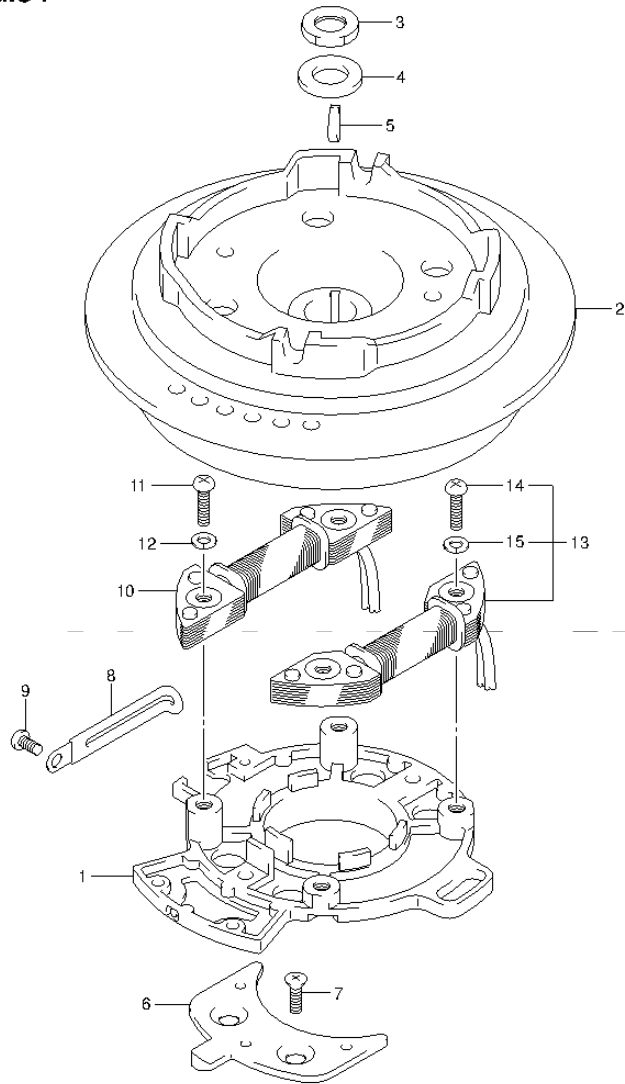
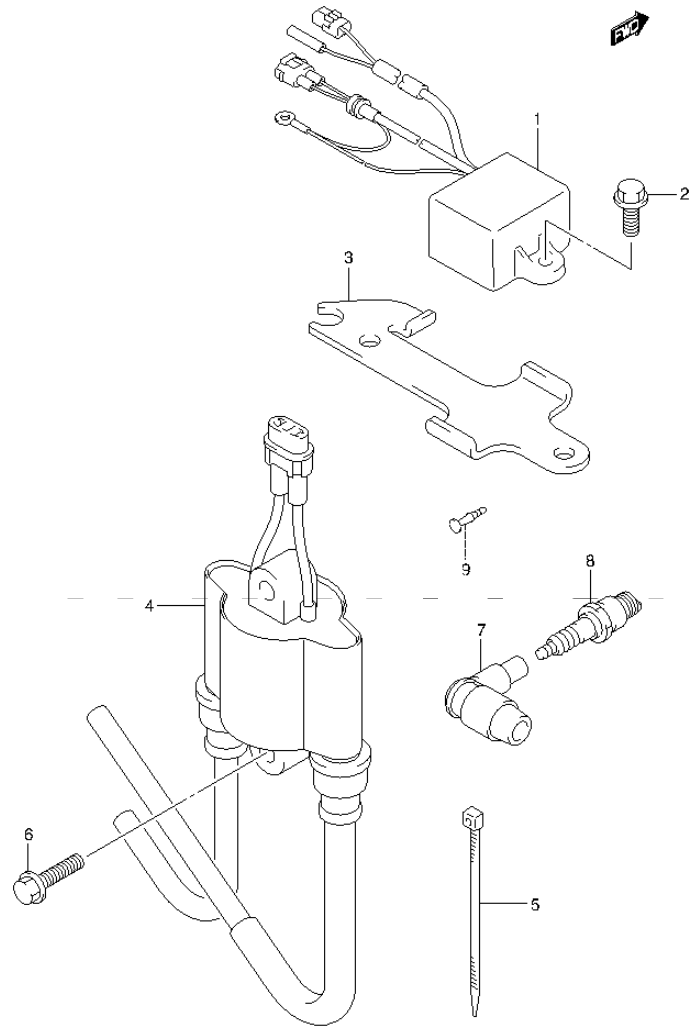


FIG.54 (1-F-5) MAGNETO (DT15AK P36)

REF NO.	PART NO.	DESCRIPTION	Q'TY	REMARKS
1	32101-93930	STATOR ASSY	1	
2	32102-95L00	FLYWHEEL	1	
3	09140-14008	NUT	1	
4	09160-14052	WASHER (14X27X4)	1	
5	09420-04008	KEY	1	
6	32390-90L00	RETAINER, MAGNETO STATOR	2	
7	09126-06022	SCREW (6X16)	4	
8	29404-93J10	CLAMP	1	
9	02112-06127	SCREW	1	
10	32140-93900	COIL, PRIMARY	1	
11	02112-06257	SCREW	2	
12	08321-01067	LOCK WASHER	2	
13	32200-93910	COIL SET, LIGHTING	1	
14	02112-06257	.SCREW	2	
15	08321-01067	.LOCK WASHER	2	

**FIG.55**

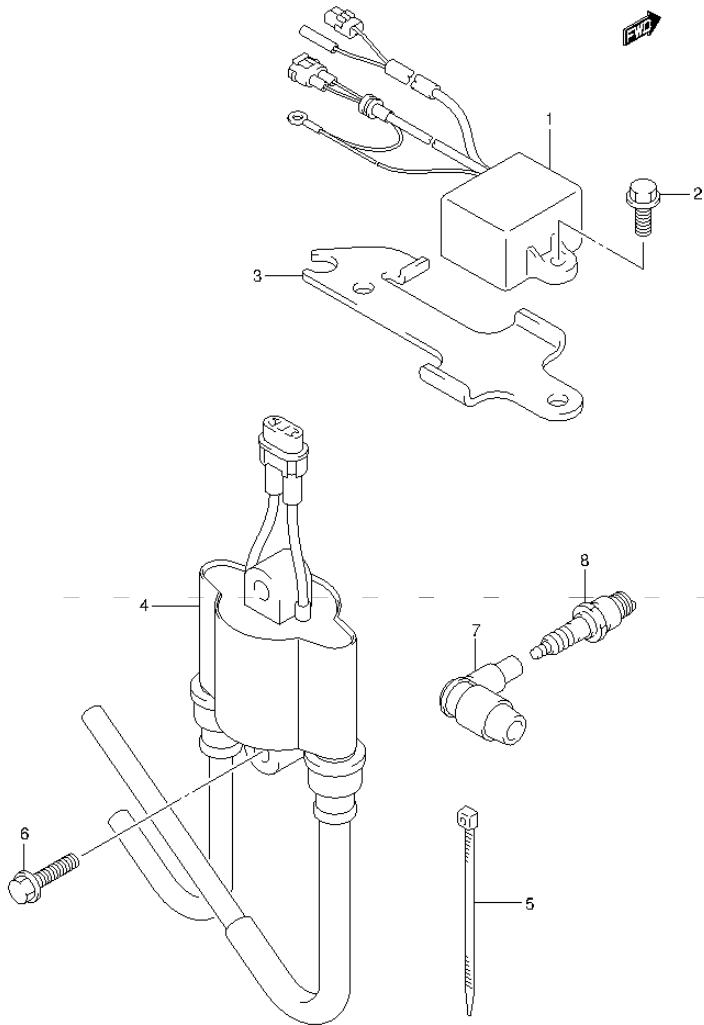


**FIG.55 (1-F-6) IGNITION COIL (DT9.9A P40)**

REF NO.	PART NO.	DESCRIPTION	Q'TY	REMARKS
1	32900-90L00	CDI UNIT	1	
2	01550-06167	BOLT	2	
3	32915-95L00	BRACKET, CDI UNIT	1	
4	33410-95L00	COIL, IGNITION	1	
5	09407-14407	CLAMP (L:145)	1	
6	01550-06257	BOLT	2	
7	33510-90L00	CAP, SPARK PLUG	2	
8	09482-00533	SPARK PLUG (NGK, BR7HS-10)	2	
9	36615-96300	TERMINAL, RESIN	1	

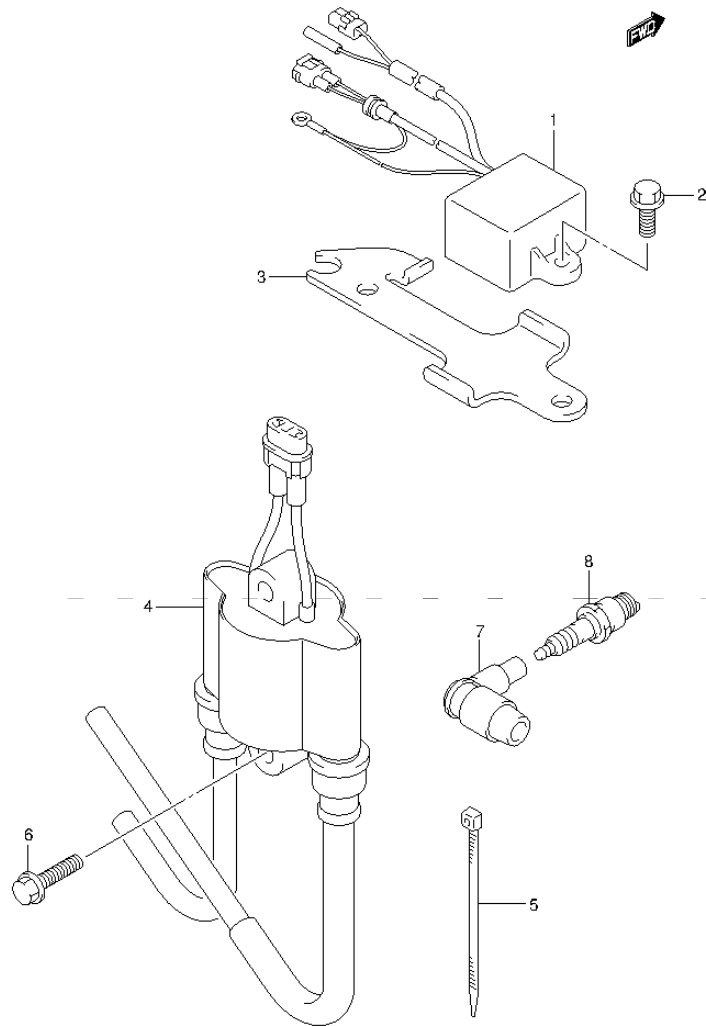
FIG.56

FIG.56 (1-F-7) IGNITION COIL (DT9.9AK P40)



REF NO.	PART NO.	DESCRIPTION	Q'TY	REMARKS
1	32900-90L01	CDI UNIT	1	
2	01550-06167	BOLT	2	
3	32915-95L00	BRACKET, CDI UNIT	1	
4	33410-95L00	COIL, IGNITION	1	
5	09407-14407	CLAMP (L:145)	1	
6	01550-06257	BOLT	2	
7	33510-95520	CAP, SPARK PLUG	2	
8	09482-00534	SPARK PLUG (NGK, BR6HS-10)	2	

**FIG.57**



**FIG.57 (1-F-8) IGNITION COIL (DT9.9AK P36)**

REF NO.	PART NO.	DESCRIPTION	Q'TY	REMARKS
1	32900-90L01	CDI UNIT	1	
2	01550-06167	BOLT	2	
3	32915-95L00	BRACKET, CDI UNIT	1	
4	33410-95L00	COIL, IGNITION	1	
5	09407-14407	CLAMP (L:145)	1	
6	01550-06257	BOLT	2	
7	33510-95520	CAP, SPARK PLUG	2	
8	09482-00534	SPARK PLUG (NGK, BR6HS-10)	2	

FIG.58

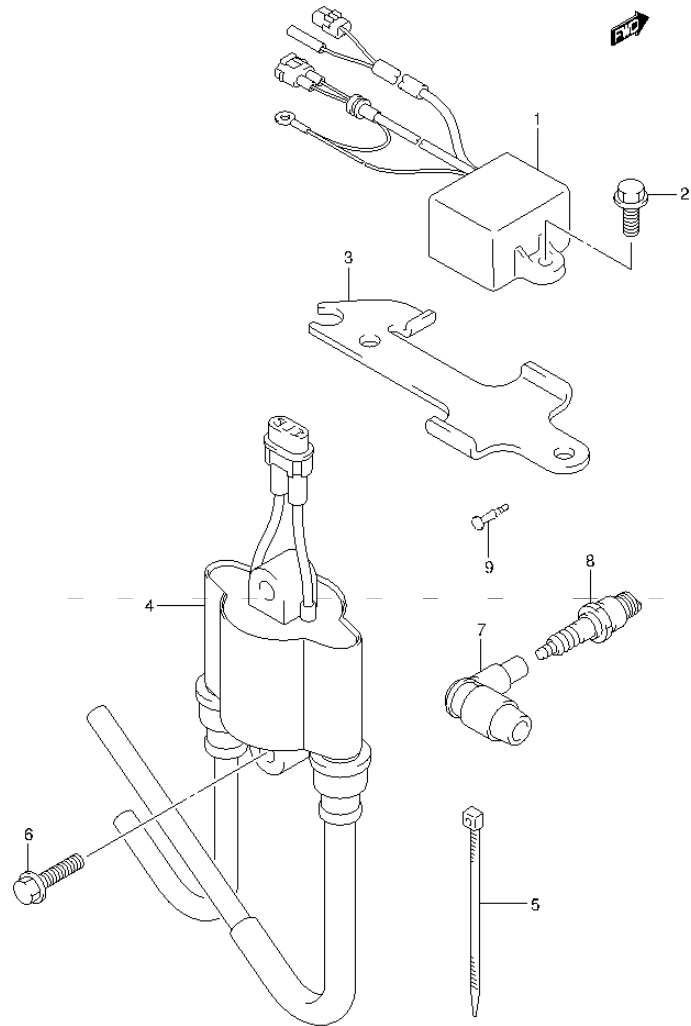


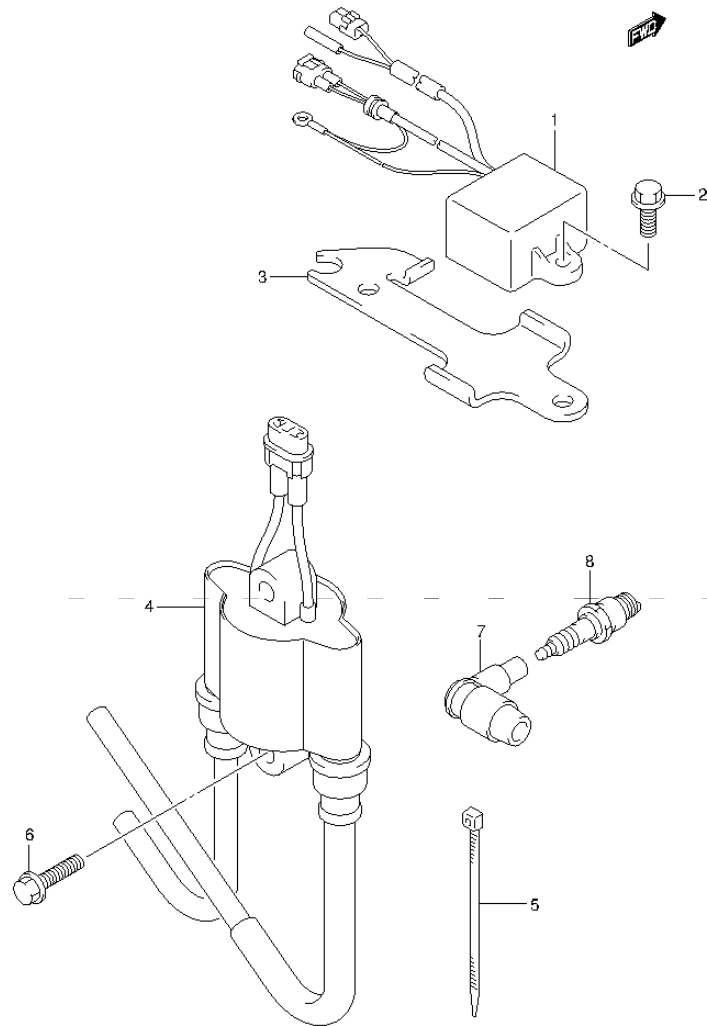
FIG.58 (1-F-9) IGNITION COIL (DT15A P40)

REF NO.	PART NO.	DESCRIPTION	Q'TY	REMARKS
1	32900-90L00	CDI UNIT	1	
2	01550-06167	BOLT	2	
3	32915-95L00	BRACKET, CDI UNIT	1	
4	33410-95L00	COIL, IGNITION	1	
5	09407-14407	CLAMP (L:145)	1	
6	01550-06257	BOLT	2	
7	33510-90L00	CAP, SPARK PLUG	2	
8	09482-00533	SPARK PLUG (NGK, BR7HS-10)	2	
9	36615-96300	TERMINAL, RESIN	1	



**FIG.59**

**FIG.59 (1-F-10) IGNITION COIL (DT15AK P36)**



REF NO.	PART NO.	DESCRIPTION	Q'TY	REMARKS
1	32900-90L01	CDI UNIT	1	
2	01550-06167	BOLT	2	
3	32915-95L00	BRACKET, CDI UNIT	1	
4	33410-95L00	COIL, IGNITION	1	
5	09407-14407	CLAMP (L:145)	1	
6	01550-06257	BOLT	2	
7	33510-95520	CAP, SPARK PLUG	2	
8	09482-00534	SPARK PLUG (NGK, BR6HS-10)	2	

FIG.60

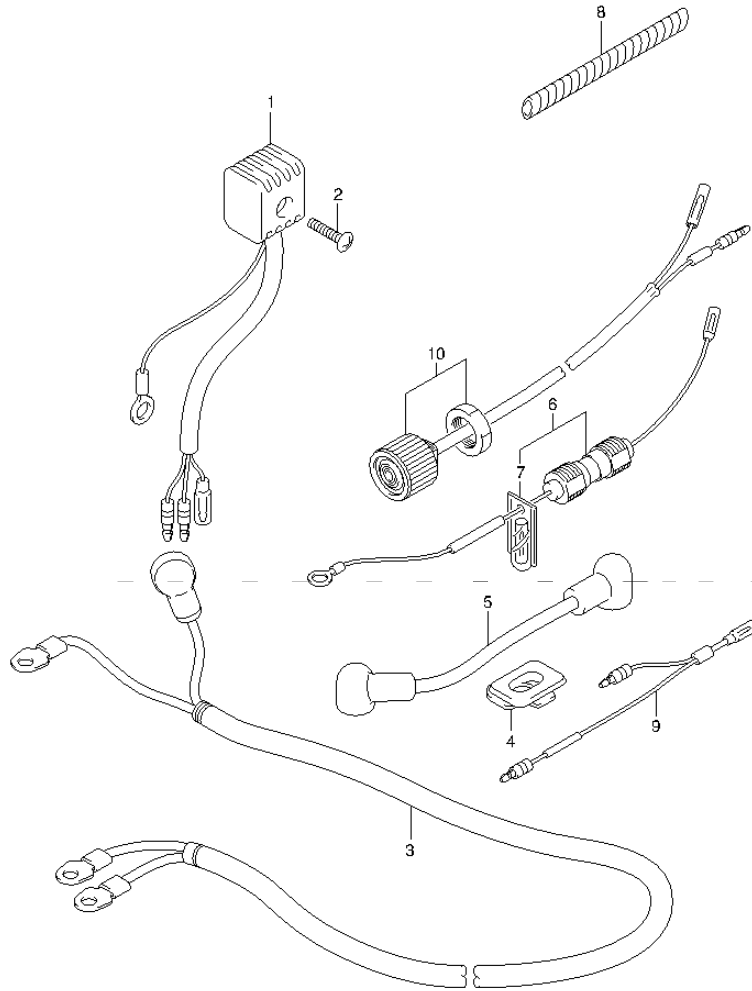


FIG.60 (1-F-11) HARNESS (DT15A P40)

REF NO.	PART NO.	DESCRIPTION	Q'TY	REMARKS
1	32800-95D01	RECTIFIER ASSY	1	
2	02142-05257	SCREW	1	
3	33810-92D00	CABLE ASSY, STARTER	1	
4	33811-96300	GROMMET, STARTER CABLE	1	
5	33820-93900	CABLE ASSY, PLUS TERM TO RELAY	1	
6	36740-93901	CASE ASSY, FUSE	1	
7	09481-20001	.FUSE (20A)	1	
8	33833-91J00	TUBE, TRIM RELAY CABLE	1	L:250->100
9	36610-93901	WIRE HARNESS	1	
10	37161-95L00	SWITCH ASSY, START	1	ELECTRIC STARTER

FIG.61

FIG.61 (1-F-12) ELECTRICAL (DT9.9A P40)

REF NO.	PART NO.	DESCRIPTION	Q'TY	REMARKS
1	37835-95D00	LABEL, STOP	1	
2	01550-06127	BOLT	1	
3	37830-90L00	SWITCH ASSY, EMERGENCY/STOP	1	
4	37823-97J00	.PLATE	1	
5	37826-97J00	.NUT	1	
6	37801-98300	LEAD, EMERGENCY/STOP SWITCH	1	
7	21221-95L00	BUSH	1	
8	37163-89L00	PLUG, STARTING SWITCH HOLE	1	
9	09407-14403	CLAMP, HARNESS	1	MANUAL STARTER

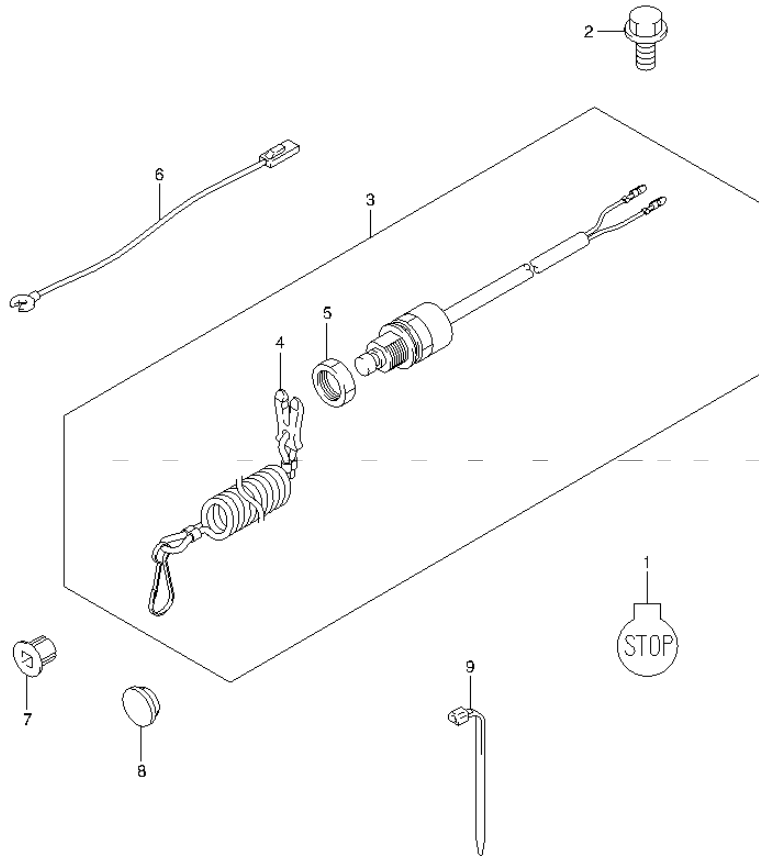


FIG.62

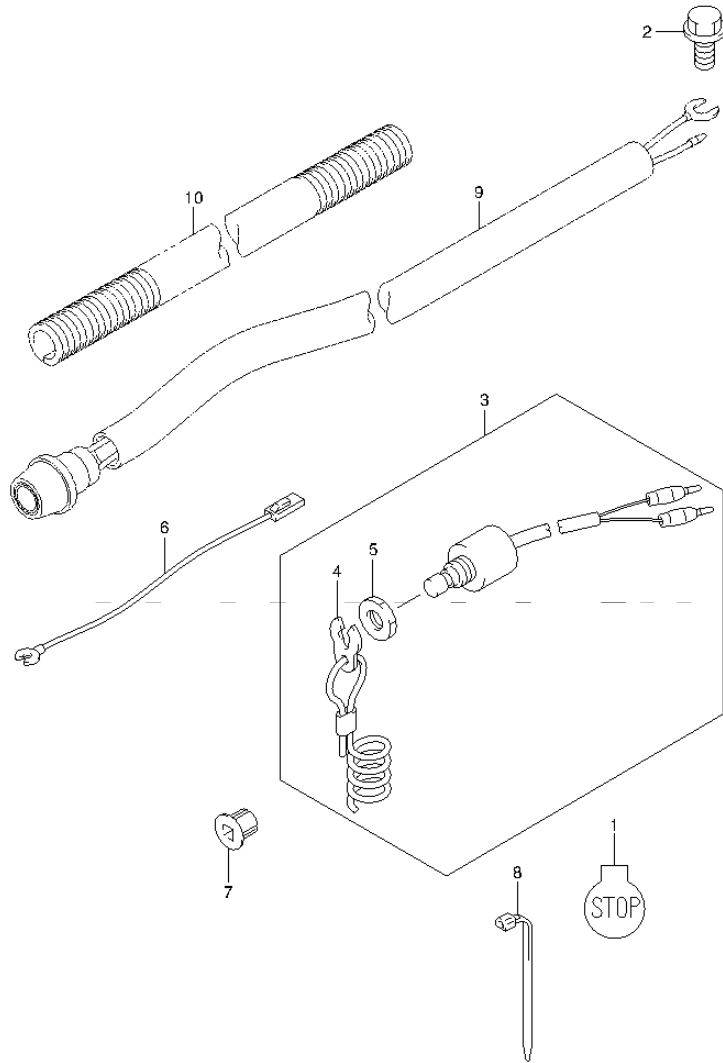
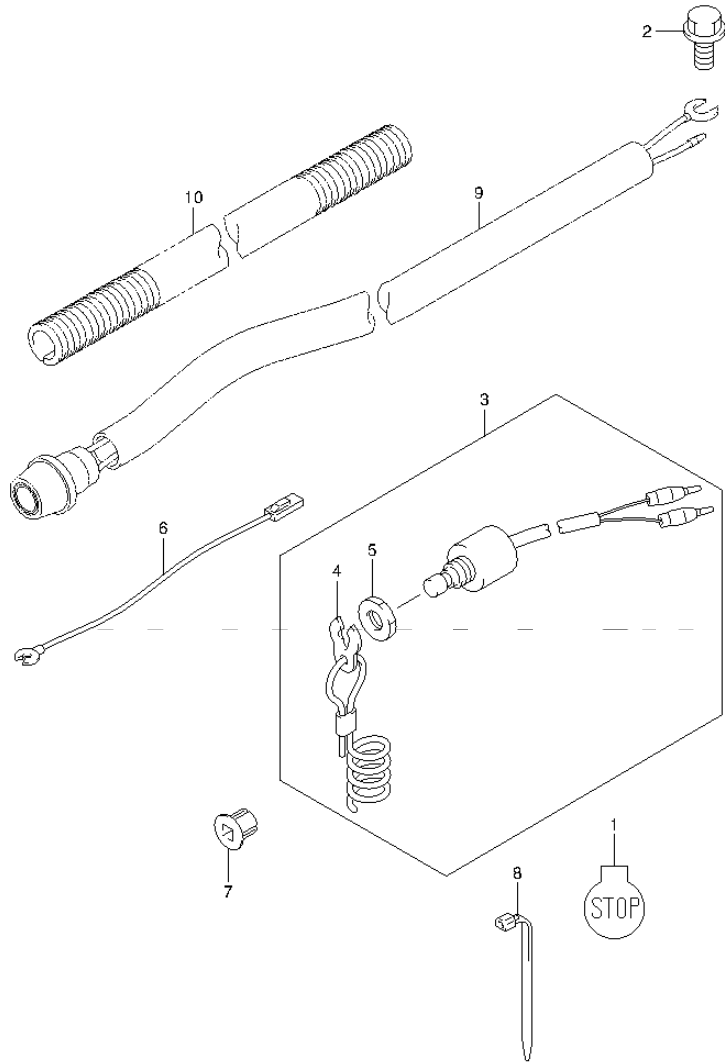


FIG.62 (1-F-13) ELECTRICAL (DT9.9AK P40)

REF NO.	PART NO.	DESCRIPTION	Q'TY	REMARKS
1	37835-95D00	LABEL, STOP	1	
2	01550-06127	BOLT	1	
3	37830-90L00	SWITCH ASSY, EMERGENCY/STOP	1	
4	37823-97J00	.PLATE	1	
5	37826-97J00	.NUT	1	
6	37801-98300	LEAD, EMERGENCY/STOP SWITCH	1	
7	21221-95L00	BUSH	1	
8	09407-14403	CLAMP, HARNESS	1	MANUAL STARTER
9	37800-93954	SWITCH ASSY, ENGINE STOP	1	MANUAL STARTER
10	33446-98E20	PROTECTOR (L:500)	1	MANUAL STARTER L:500->100

**FIG.63**



**FIG.63 (1-F-14) ELECTRICAL (DT9.9AK P36)**

REF NO.	PART NO.	DESCRIPTION	Q'TY	REMARKS
1	37835-95D00	LABEL, STOP	1	
2	01550-06127	BOLT	1	
3	37830-90L00	SWITCH ASSY, EMERGENCY/STOP	1	
4	37823-97J00	.PLATE	1	
5	37826-97J00	.NUT	1	
6	37801-98300	LEAD, EMERGENCY/STOP SWITCH	1	
7	21221-95L00	BUSH	1	
8	09407-14403	CLAMP, HARNESS	1	MANUAL STARTER
9	37800-93954	SWITCH ASSY, ENGINE STOP	1	MANUAL STARTER
10	33446-98E20	PROTECTOR (L:500)	1	MANUAL STARTER L:500->100

FIG.64

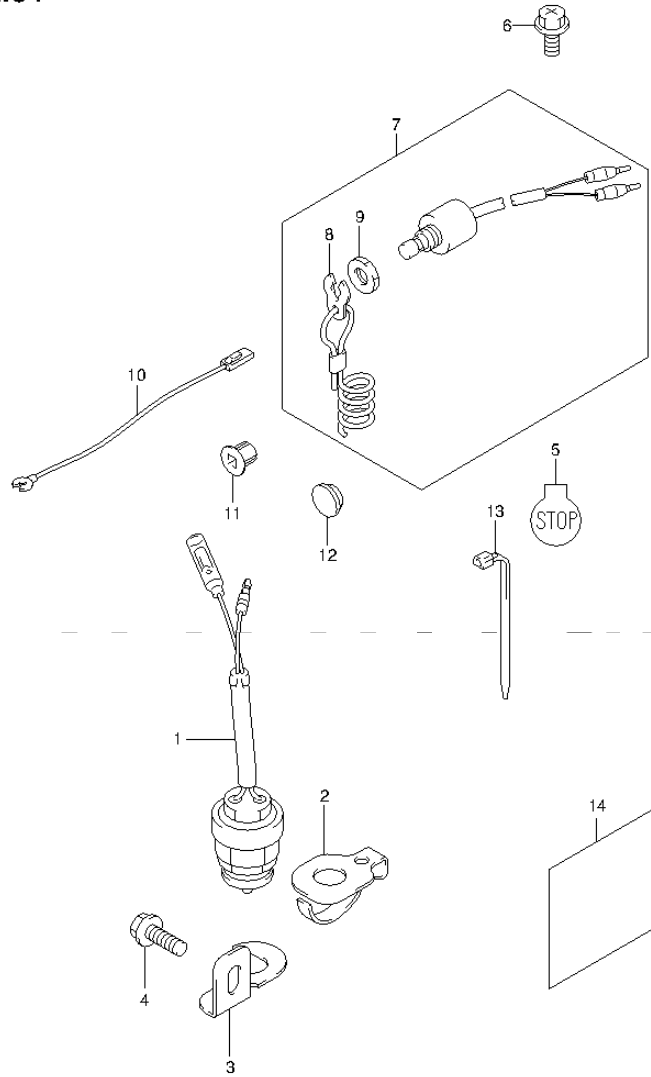
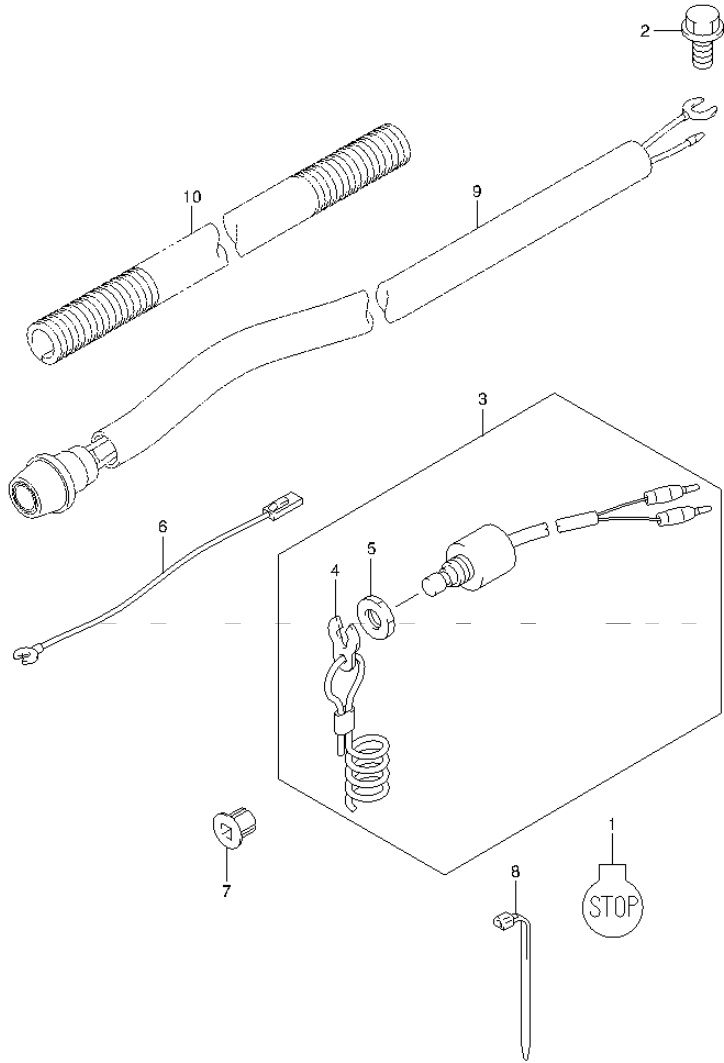


FIG.64 (1-F-15) ELECTRICAL (DT15A P40)

REF NO.	PART NO.	DESCRIPTION	Q'TY	REMARKS
1	37721-96354	SWITCH ASSY, NEUTRAL	1	ELECTRIC STARTER
2	37725-94302	ACTUATOR, NEUTRAL SWITCH	1	ELECTRIC STARTER
3	37726-94402	BRACKET, NEUTRAL SWITCH	1	ELECTRIC STARTER
4	01550-06167	BOLT	1	ELECTRIC STARTER
5	37835-95D00	LABEL, STOP	1	
6	01550-06127	BOLT	1	
7	37830-90L00	SWITCH ASSY, EMERGENCY/STOP	1	
8	37823-97J00	.PLATE	1	
9	37826-97J00	.NUT	1	
10	37801-98300	LEAD, EMERGENCY/STOP SWITCH	1	
11	21221-95L00	BUSH	1	
12	37163-89L00	PLUG, STARTING SWITCH HOLE	1	
13	09407-14403	CLAMP, HARNESS	1	MANUAL STARTER
14	32916-92L00	COVER, HARNESS	1	ELECTRIC STARTER

**FIG.65**



**FIG.65 (1-G-2) ELECTRICAL (DT15AK P36)**

REF NO.	PART NO.	DESCRIPTION	Q'TY	REMARKS
1	37835-95D00	LABEL, STOP	1	
2	01550-06127	BOLT	1	
3	37830-90L00	SWITCH ASSY, EMERGENCY/STOP	1	
4	37823-97J00	.PLATE	1	
5	37826-97J00	.NUT	1	
6	37801-98300	LEAD, EMERGENCY/STOP SWITCH	1	
7	21221-95L00	BUSH	1	
8	09407-14403	CLAMP, HARNESS	1	MANUAL STARTER
9	37800-93954	SWITCH ASSY, ENGINE STOP	1	MANUAL STARTER
10	33446-98E20	PROTECTOR (L:500)	1	MANUAL STARTER L:500->100

FIG.66

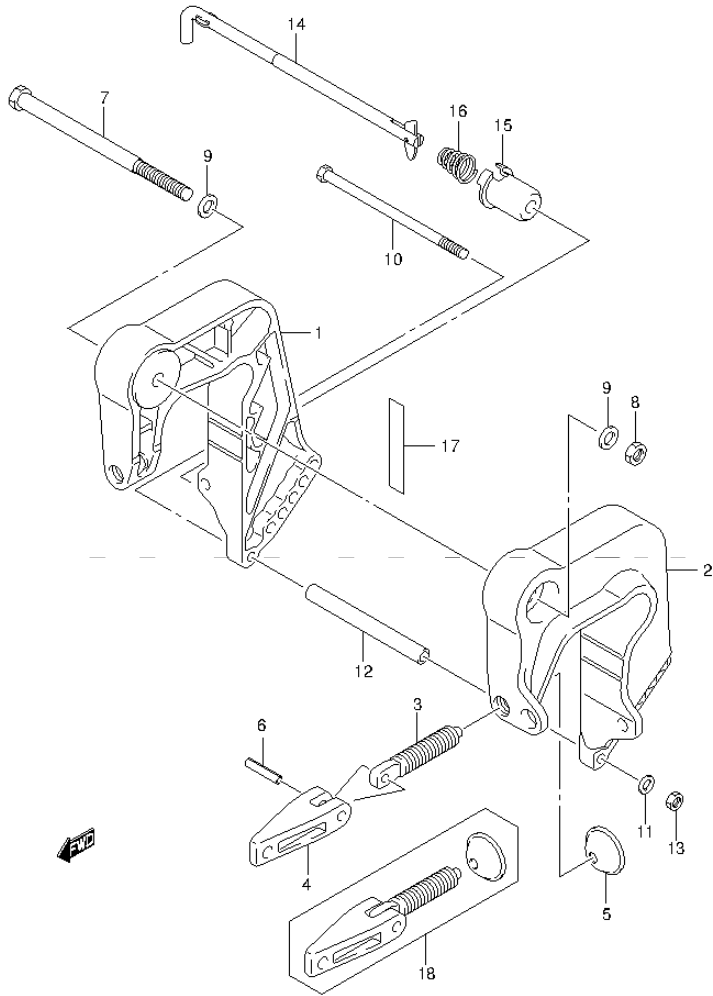


FIG.66 (1-G-3) CLAMP BRACKET

REF NO.	PART NO.	DESCRIPTION	Q'TY	REMARKS
1	41111-99J00-0EP	BRACKET, CLAMP STBD (BLACK)	1	
2	41121-99J00-0EP	BRACKET, CLAMP PORT (BLACK)	1	
3	41211-89E0	SCREW, CLAMP	2	
4	41212-91J00	HANDLE, CLAMP	2	
5	41213-94J01	PLATE, CLAMP	2	
6	09205-06021	SPRING PIN (6X25)	2	
7	09100-10320	BOLT (10X145)	1	
8	09159-10050	NUT	1	
9	09160-10082	WASHER	2	
10	09100-06177	BOLT (6X140)	1	
11	09160-06082	WASHER (6.5X13X1.0)	1	
12	09180-06357	SPACER	1	
13	29141-93J00	NUT, CLAMP BRKT LWR (M6)	1	
14	45420-99JM0	PIN, TILT LOCK	1	
15	45425-94J00	STOPPER, TILT LOCK PIN	1	
16	09441-17001	SPRING	1	
17	41112-95L00	CUSHION, CLAMP BRACKET	2	
18	41210-89E11	SCREW ASSY, CLAMP	1	OPT



FIG.67

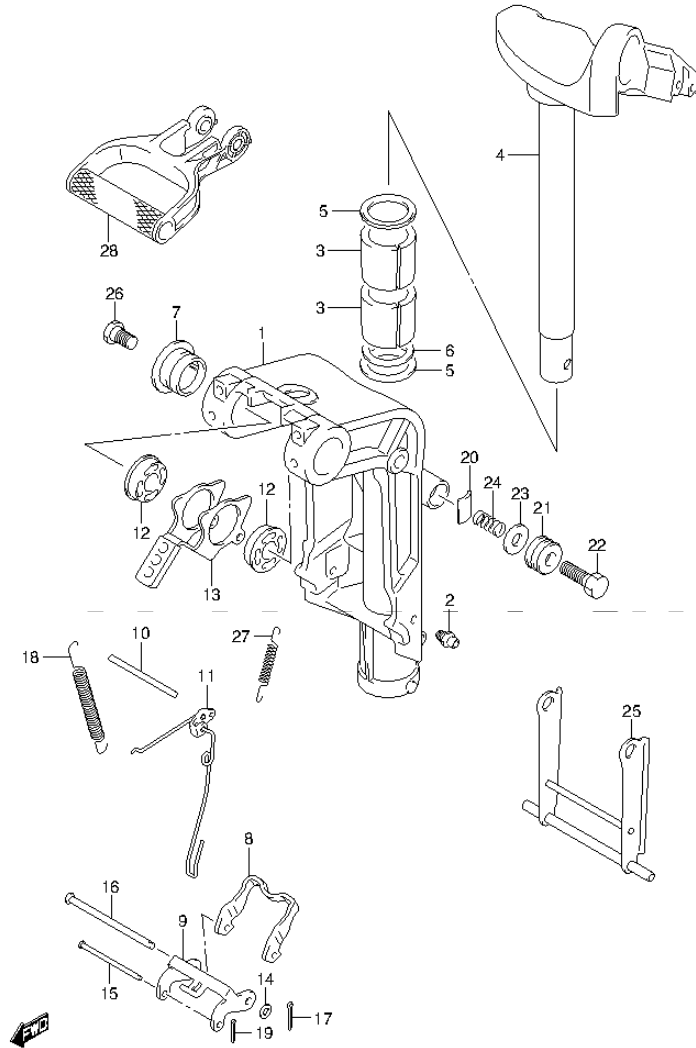


FIG.67 (1-G-4) SWIVEL BRACKET

REF NO.	PART NO.	DESCRIPTION	Q'TY	REMARKS
1	43111-99J60-0EP	BRACKET, SWIVEL (BLACK)	1	
2	22511-99011	NIPPLE	3	
3	43711-99J00	BUSH, STEERING	2	
4	43750-95L00-0EP	BRACKET, STEERING (BLACK)	1	
5	09160-27013	WASHER	2	
6	43211-99J00	BUSH, SWIVEL SHAFT	2	
7	09282-27002	SEAL, OIL (26X39X5)	1	
8	45231-89L00	ARM, REVERSE LOCK	1	
9	45241-89L00	LINK, REVERSE LOCK ARM	1	
10	41225-89L00	PIN, RELEASE ARM	1	
11	45250-89L03	LINK, RELEASE	1	
12	09306-10023	BUSH (22X27X7)	2	
13	45261-95L00	LEVER, RELEASE	1	
14	09160-06082	WASHER (6.5X13X1.0)	1	
15	09200-05014	PIN	1	
16	09200-06061	PIN	1	
17	09204-01002	PIN	1	
18	45212-95L00	SPRING	2	
19	45247-99J00	PIN, REV LOCK ARM COTTER	1	
20	43411-939L0	ADJUSTER, STEERING	1	
21	43412-93900	COVER, STEERING ADJUST	1	
22	09100-08232	BOLT (8X30)	1	
23	09160-08082	WASHER (8.5X16X1.2)	1	
24	29440-93J00	SPRING	1	
25	45710-99JL0	ARM, SHALLOW DRIVE	1	
26	09111-10067	BOLT	2	
27	45722-94J11	SPRING	1	
28	41411-95L00-0EP	GRIP, CARRIER (BLACK)	1	

FIG.68

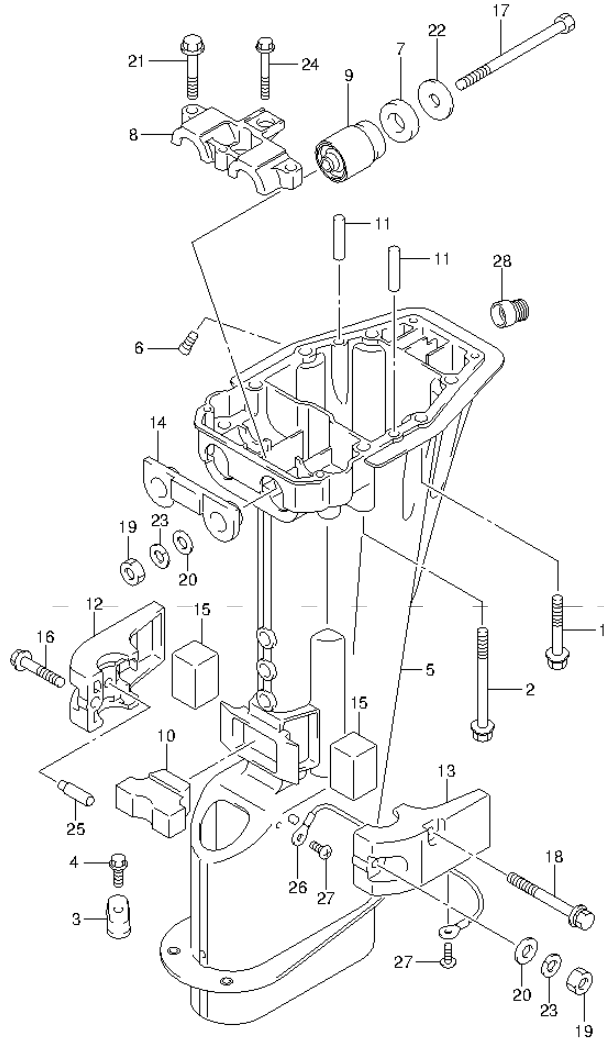


FIG.68 (1-G-5) DRIVE SHAFT HOUSING (DT9.9A P40)

REF NO.	PART NO.	DESCRIPTION	Q'TY	REMARKS
1	09118-08168	BOLT (8X50)	4	
2	09118-08172	BOLT (8X85)	2	
3	55321-90L00	ZINC, PROTECTION	2	TRANSOM (L)
4	09116-06225	BOLT (6X15)	2	TRANSOM (L)
5-1	52111-95L00-0EP	HOUSING, DRIVE SHAFT (S) (BLACK)	1	TRANSOM (S)
5-2	52111-95L10-0EP	HOUSING, DRIVE SHAFT (L) (BLACK)	1	TRANSOM (L)
6	52117-94400	TUBE, WATER INSP	1	
7	54121-92D00	CUSHION, UPPER MOUNT	2	
8	54137-90L00	COVER, UPPER MOUNT	2	
9	54130-93901	MOUNT, UPPER	2	
10	54151-93900	MOUNT, LOWER THRUST	1	
11	09202-06019	PIN (6X35)	2	
12	54211-90L10-0EP	COVER, LOWER MOUNT STBD (BLACK)	1	
13	54221-90L10-0EP	COVER, LOWER MOUNT PORT (BLACK)	1	
14	54125-93901	MOUNT, UPPER THRUST REVERSE	1	
15	54167-93900	MOUNT, LOWER SIDE	2	
16	09116-08154	BOLT (8X40)	1	
17	09100-08310	BOLT (8X90)	2	
18	09118-08170	BOLT (8X70)	2	
19	09140-08023-XCO	NUT	3	
20	09160-08082	WASHER (8.5X16X1.2)	3	
21	09116-08152	BOLT (8X45)	2	
22	09160-08084	WASHER (8X30X2.5)	2	
23	29162-93J10	LOCK WASHER	3	
24	09116-06232	BOLT (6X45)	1	
25	54213-93901	PIN	2	
26	36894-95201	LEAD, MOUNT TO HOUSING (L:165)	1	TRANSOM (L)
27	29125-93J10	SCREW, LEAD	2	TRANSOM (L)
28	43112-95L00	PIPE, EXHAUST RELEASE	1	TRANSOM (S)

FIG.69

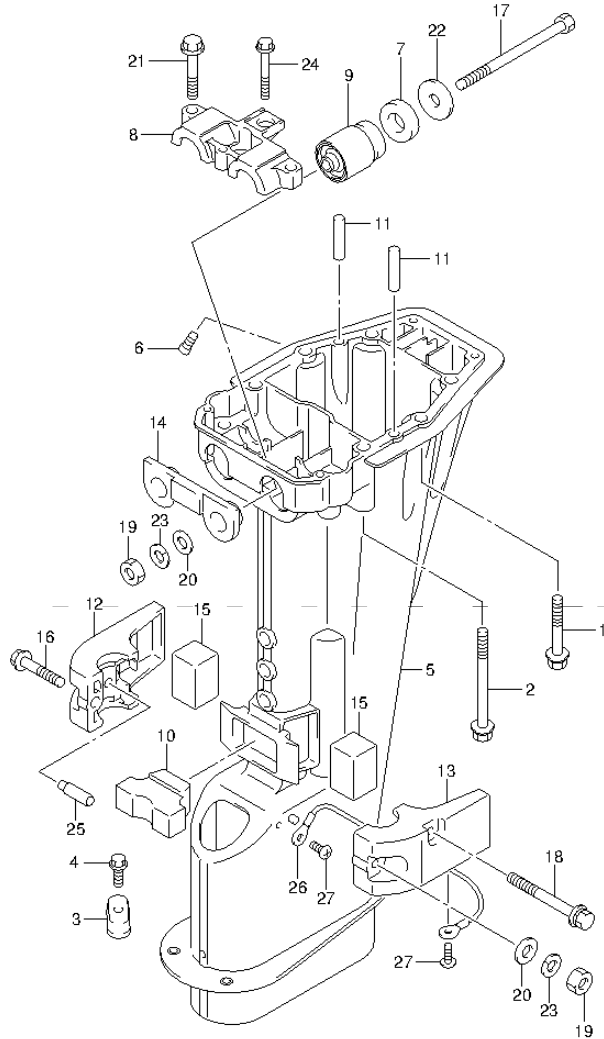


FIG.69 (1-G-6) DRIVE SHAFT HOUSING (DT9.9AK P40)

REF NO.	PART NO.	DESCRIPTION	Q'TY	REMARKS
1	09118-08168	BOLT (8X50)	4	
2	09118-08172	BOLT (8X85)	2	
3	55321-90L00	ZINC, PROTECTION	2	
4	09116-06225	BOLT (6X15)	2	
5	52111-95L10-0EP	HOUSING, DRIVE SHAFT (L) (BLACK)	1	
6	52117-94400	TUBE, WATER INSP	1	
7	54121-92D00	CUSHION, UPPER MOUNT	2	
8	54137-90L00	COVER, UPPER MOUNT	2	
9	54130-93901	MOUNT, UPPER	2	
10	54151-93900	MOUNT, LOWER THRUST	1	
11	09202-06019	PIN (6X35)	2	
12	54211-90L10-0EP	COVER, LOWER MOUNT STBD (BLACK)	1	
13	54221-90L10-0EP	COVER, LOWER MOUNT PORT (BLACK)	1	
14	54125-93901	MOUNT, UPPER THRUST REVERSE	1	
15	54167-93900	MOUNT, LOWER SIDE	2	
16	09116-08154	BOLT (8X40)	1	
17	09100-08310	BOLT (8X90)	2	
18	09118-08170	BOLT (8X70)	2	
19	09140-08023-XC0	NUT	3	
20	09160-08082	WASHER (8.5X16X1.2)	3	
21	09116-08152	BOLT (8X45)	2	
22	09160-08084	WASHER (8X30X2.5)	2	
23	29162-93J10	LOCK WASHER	3	
24	09116-06232	BOLT (6X45)	1	
25	54213-93901	PIN	2	
26	36894-95201	LEAD, MOUNT TO HOUSING (L:165)	1	
27	29125-93J10	SCREW, LEAD	2	

FIG.70

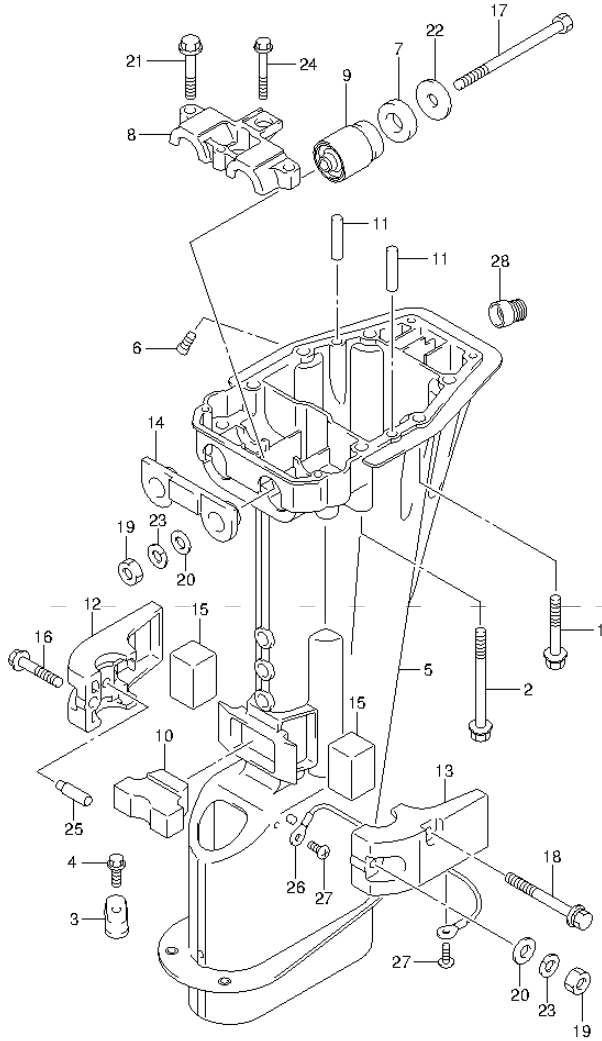


FIG.70 (1-G-7) DRIVE SHAFT HOUSING (DT9.9AK P36)

REF NO.	PART NO.	DESCRIPTION	Q'TY	REMARKS
1	09118-08168	BOLT (8X50)	4	
2	09118-08172	BOLT (8X85)	2	
3	55321-90L00	ZINC, PROTECTION	2	TRANSOM (L)
4	09116-06225	BOLT (6X15)	2	TRANSOM (L)
5-1	52111-95L00-0EP	HOUSING, DRIVE SHAFT (S) (BLACK)	1	TRANSOM (S)
5-2	52111-95L10-0EP	HOUSING, DRIVE SHAFT (L) (BLACK)	1	TRANSOM (L)
6	52117-94400	TUBE, WATER INSP	1	
7	54121-92D00	CUSHION, UPPER MOUNT	2	
8	54137-90L00	COVER, UPPER MOUNT	2	
9	54130-93901	MOUNT, UPPER	2	
10	54151-93900	MOUNT, LOWER THRUST	1	
11	09202-06019	PIN (6X35)	2	
12	54211-90L10-0EP	COVER, LOWER MOUNT STBD (BLACK)	1	
13	54221-90L10-0EP	COVER, LOWER MOUNT PORT (BLACK)	1	
14	54125-93901	MOUNT, UPPER THRUST REVERSE	1	
15	54167-93900	MOUNT, LOWER SIDE	2	
16	09116-08154	BOLT (8X40)	1	
17	09100-08310	BOLT (8X90)	2	
18	09118-08170	BOLT (8X70)	2	
19	09140-08023-XCO	NUT	3	
20	09160-08082	WASHER (8.5X16X1.2)	3	
21	09116-08152	BOLT (8X45)	2	
22	09160-08084	WASHER (8X30X2.5)	2	
23	29162-93J10	LOCK WASHER	3	
24	09116-06232	BOLT (6X45)	1	
25	54213-93901	PIN	2	
26	36894-95201	LEAD, MOUNT TO HOUSING (L:165)	1	TRANSOM (L)
27	29125-93J10	SCREW, LEAD	2	TRANSOM (L)
28	43112-95L00	PIPE, EXHAUST RELEASE	1	TRANSOM (S)

FIG.71

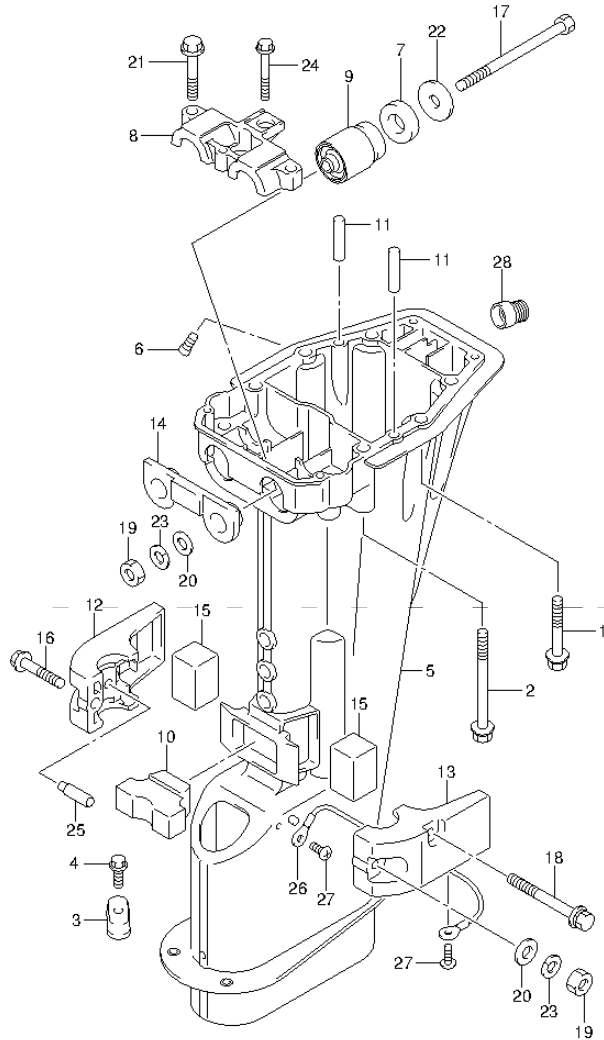


FIG.71 (1-G-8) DRIVE SHAFT HOUSING (DT15A P40)

REF NO.	PART NO.	DESCRIPTION	Q'TY	REMARKS
1	09118-08168	BOLT (8X50)	4	
2	09118-08172	BOLT (8X85)	2	
3	55321-90L00	ZINC, PROTECTION	2	TRANSOM (L)
4	09116-06225	BOLT (6X15)	2	TRANSOM (L)
5-1	52111-95L00-0EP	HOUSING, DRIVE SHAFT (S) (BLACK)	1	TRANSOM (S)
5-2	52111-95L10-0EP	HOUSING, DRIVE SHAFT (L) (BLACK)	1	TRANSOM (L)
6	52117-94400	TUBE, WATER INSP	1	
7	54121-92D00	CUSHION, UPPER MOUNT	2	
8	54137-90L00	COVER, UPPER MOUNT	2	
9	54130-93901	MOUNT, UPPER	2	
10	54151-93900	MOUNT, LOWER THRUST	1	
11	09202-06019	PIN (6X35)	2	
12	54211-90L10-0EP	COVER, LOWER MOUNT STBD (BLACK)	1	
13	54221-90L10-0EP	COVER, LOWER MOUNT PORT (BLACK)	1	
14	54125-93901	MOUNT, UPPER THRUST REVERSE	1	
15	54167-93900	MOUNT, LOWER SIDE	2	
16	09116-08154	BOLT (8X40)	1	
17	09100-08310	BOLT (8X90)	2	
18	09118-08170	BOLT (8X70)	2	
19	09140-08023-XCO	NUT	3	
20	09160-08082	WASHER (8.5X16X1.2)	3	
21	09116-08152	BOLT (8X45)	2	
22	09160-08084	WASHER (8X30X2.5)	2	
23	29162-93J10	LOCK WASHER	3	
24	09116-06232	BOLT (6X45)	1	
25	54213-93901	PIN	2	
26	36894-95201	LEAD, MOUNT TO HOUSING (L:165)	1	TRANSOM (L)
27	29125-93J10	SCREW, LEAD	2	TRANSOM (L)
28	43112-95L00	PIPE, EXHAUST RELEASE	1	TRANSOM (S)

FIG.72

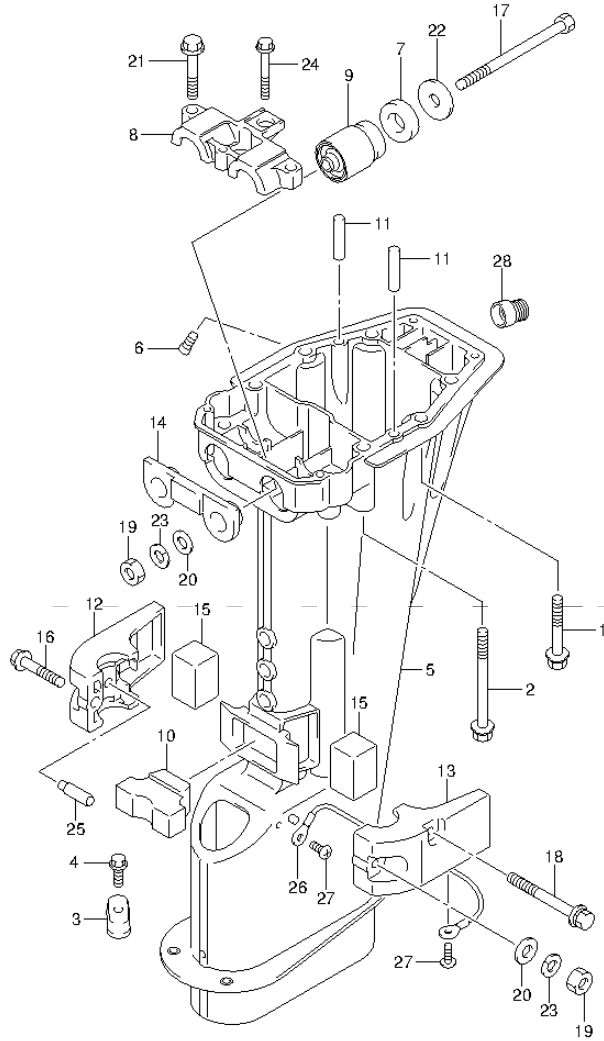


FIG.72 (1-G-9) DRIVE SHAFT HOUSING (DT15AK P36)

REF NO.	PART NO.	DESCRIPTION	Q'TY	REMARKS
1	09118-08168	BOLT (8X50)	4	
2	09118-08172	BOLT (8X85)	2	
3	55321-90L00	ZINC, PROTECTION	2	TRANSOM (L)
4	09116-06225	BOLT (6X15)	2	TRANSOM (L)
5-1	52111-95L00-0EP	HOUSING, DRIVE SHAFT (S) (BLACK)	1	TRANSOM (S)
5-2	52111-95L10-0EP	HOUSING, DRIVE SHAFT (L) (BLACK)	1	TRANSOM (L)
6	52117-94400	TUBE, WATER INSP	1	
7	54121-92D00	CUSHION, UPPER MOUNT	2	
8	54137-90L00	COVER, UPPER MOUNT	2	
9	54130-93901	MOUNT, UPPER	2	
10	54151-93900	MOUNT, LOWER THRUST	1	
11	09202-06019	PIN (6X35)	2	
12	54211-90L10-0EP	COVER, LOWER MOUNT STBD (BLACK)	1	
13	54221-90L10-0EP	COVER, LOWER MOUNT PORT (BLACK)	1	
14	54125-93901	MOUNT, UPPER THRUST REVERSE	1	
15	54167-93900	MOUNT, LOWER SIDE	2	
16	09116-08154	BOLT (8X40)	1	
17	09100-08310	BOLT (8X90)	2	
18	09118-08170	BOLT (8X70)	2	
19	09140-08023-XCO	NUT	3	
20	09160-08082	WASHER (8.5X16X1.2)	3	
21	09116-08152	BOLT (8X45)	2	
22	09160-08084	WASHER (8X30X2.5)	2	
23	29162-93J10	LOCK WASHER	3	
24	09116-06232	BOLT (6X45)	1	
25	54213-93901	PIN	2	
26	36894-95201	LEAD, MOUNT TO HOUSING (L:165)	1	TRANSOM (L)
27	29125-93J10	SCREW, LEAD	2	TRANSOM (L)
28	43112-95L00	PIPE, EXHAUST RELEASE	1	TRANSOM (S)

FIG.73

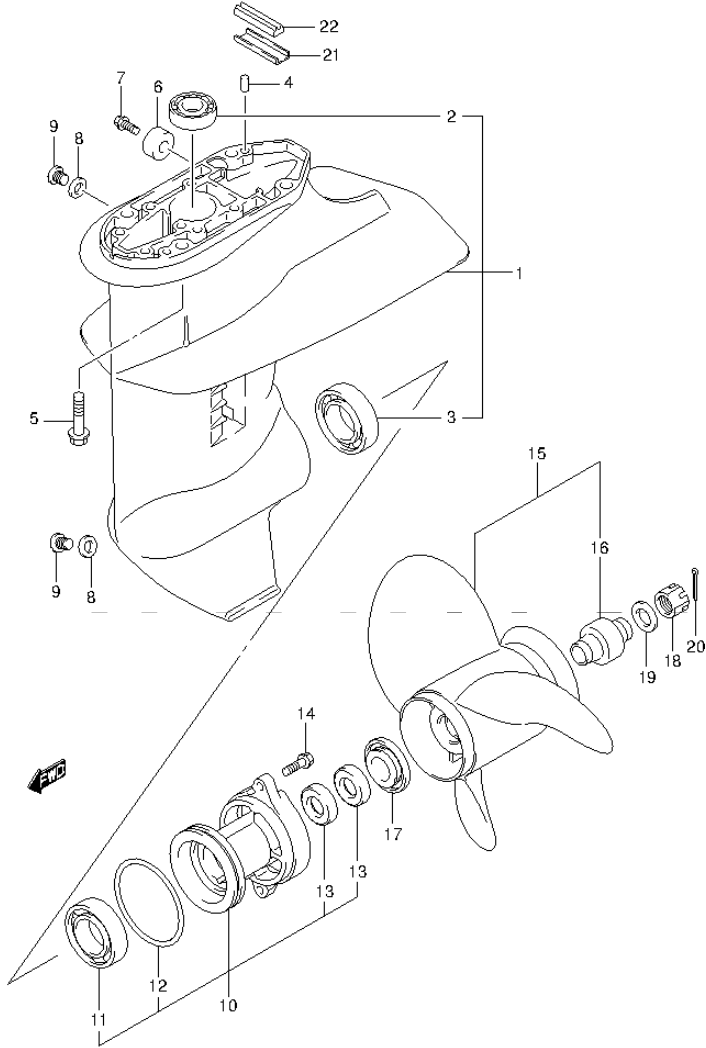
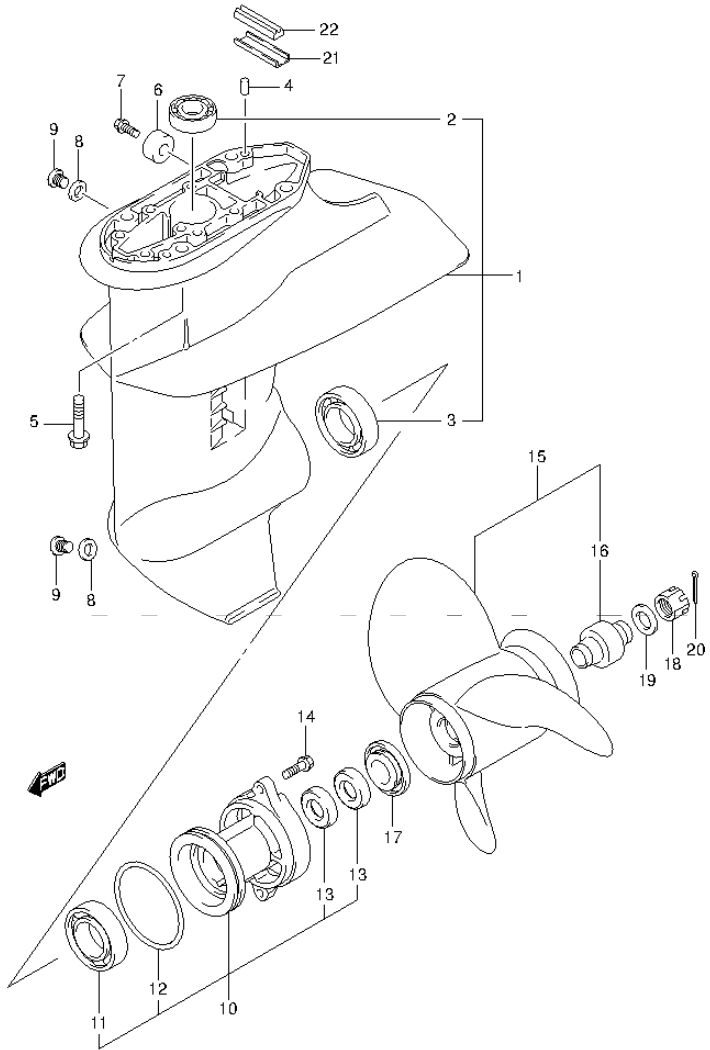


FIG.73 (1-G-10) GEAR CASE

REF NO.	PART NO.	DESCRIPTION	Q'TY	REMARKS
1	55100-99J40-0EP	CASE, GEAR (BLACK)	1	
2	09263-17L03	.BEARING (17X24X27.5)	1	
3	09262-25003	.BEARING (25X52X15)	1	
4	09202-06023	PIN (6X10)	2	
5	09116-08151	BOLT (8X30)	4	
6-1	55321-87J00	ANODE, PROTECTION	1	
6-2	55321-87J10	ANODE, PROTECTION	1	OPT
7	09103-06281	BOLT (6X14)	1	
8	59178-97J00	GASKET, DRAIN PLUG	2	
9	09248-08001	PLUG (8X7.5)	2	
10	56120-99J40-0EP	HOUSING, PROPELLER SHAFT (BLACK)	1	
11	08110-60050	.BEARING	1	
12	09280-57002	.O RING (D:3.5,ID:65.2)	1	
13	09289-17L02	.OIL SEAL (17X30X6)	2	
14	09116-06227	BOLT (6X20)	2	
15-1	58100-89L00-019	PROPELLER, 3X9-1/4X7 (BLACK)	1	
15-2	58100-89L30-019	PROPELLER, 3X9-1/4X10 (BLACK)	1	
15-3	58100-89L40-019	PROPELLER, 3X9-1/4X11 (BLACK)	1	
15-4	58100-90L40-019	PROPELLER, 3X9-1/4X8 (BLACK)	1	
15-5	58100-90L50-019	PROPELLER, 3X9-1/4X9 (BLACK)	1	
15-6	58100-90L60-019	PROPELLER, 3X9-1/4X10 (BLACK)	1	
16	58120-89L00	.BUSH, PROPELLER	1	

**FIG.73**



**FIG.73 (1-G-11) GEAR CASE**

REF NO.	PART NO.	DESCRIPTION	Q'TY	REMARKS
17	57632-94J00	STOPPER, PROPELLER BUSH	1	
18	09141-12005	NUT	1	
19	09160-12066	WASHER (12.5X22X2.5)	1	
20	09204-02004	PIN	1	
21	55331-99J10	CORE, EXHAUST SEAL	1	
22	55332-99J10	RUBBER, EXHAUST SEAL	1	



FIG.74

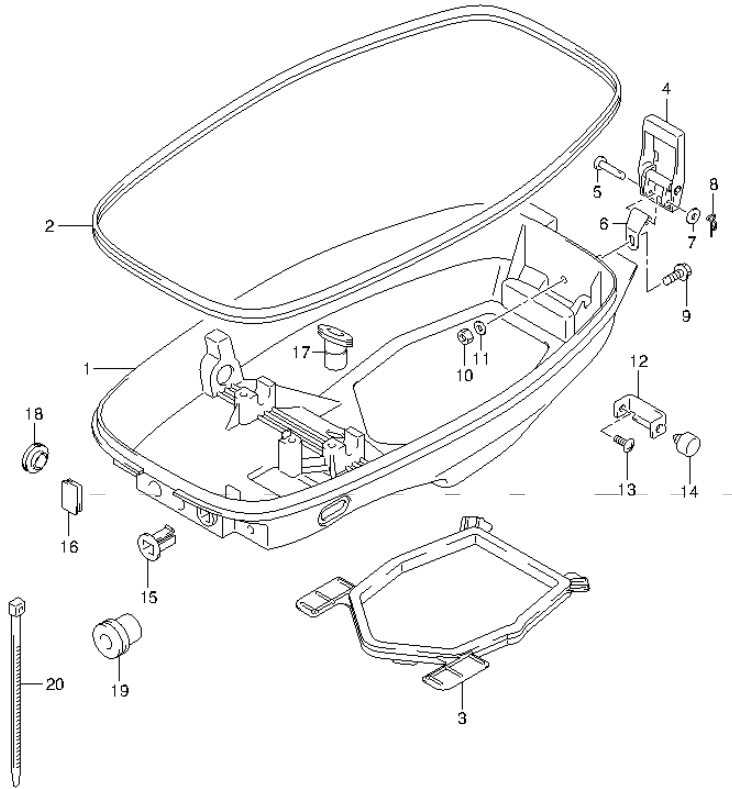


FIG.74 (1-G-12) LOWER COVER (DT9.9A P40)

REF NO.	PART NO.	DESCRIPTION	Q'TY	REMARKS
1	61110-95L00-0EP	COVER, ENGINE LOWER (BLACK)	1	
2	61112-95L10	RUBBER, LOWER COVER	1	
3	61113-95L00	SEAL, LOWER COVER	1	
4	61610-90L00	FASTENER	1	
5	61616-93EL0	PIN, LEVER	1	
6	61642-95L00	HOLDER, FASTENER LEVER	1	
7	09161-04012	WASHER (4.2X11X1)	1	
8	09385-04003	CLIP	1	
9	09116-06225	BOLT (6X15)	1	
10	09140-06020	NUT	1	
11	09160-06094	WASHER (6.5X15X1.5)	1	
12	61827-94J01	HOLDER, LOWER COVER	2	
13	02142-06167	SCREW	2	
14	61151-91J11	CUSHION, LOWER COVER HOLDER	2	
15	13632-93900	GROMMET	1	
16	39669-94400	PLUG, LOWER COVER	1	
17	23131-93900	BOOT, CLUTCH ROD	1	
18	21117-95L00	SEAL, CLUTCH LEVER	1	
19	36612-93900	GROMMET, REMOCON HARNESS	1	OPT
20	09407-25402	CLAMP (L:248)	1	OPT

FIG.75

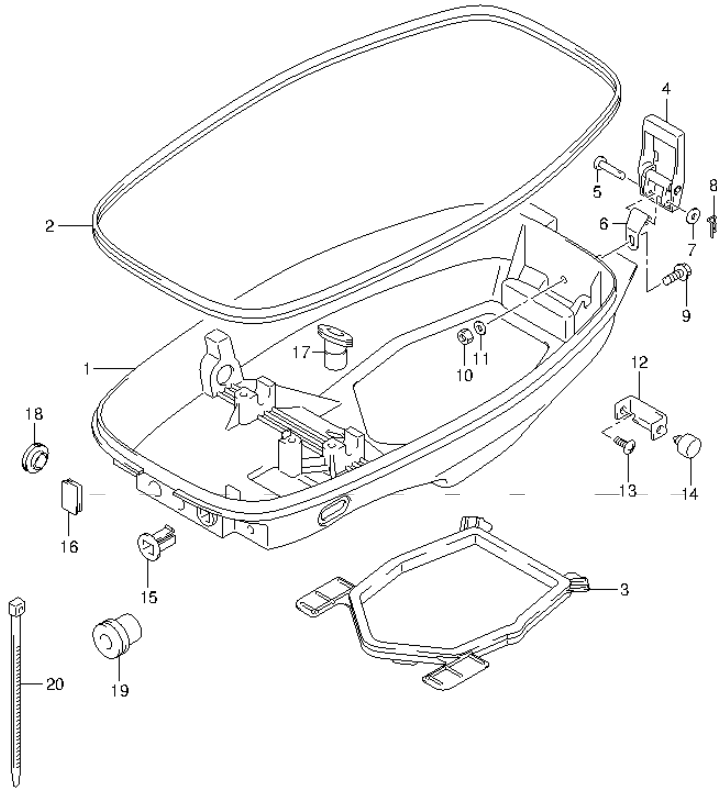


FIG.75 (1-G-13) LOWER COVER (DT9.9AK P40)

REF NO.	PART NO.	DESCRIPTION	Q'TY	REMARKS
1	61110-95L00-OEP	COVER, ENGINE LOWER (BLACK)	1	
2	61112-95L10	RUBBER, LOWER COVER	1	
3	61113-95L00	SEAL, LOWER COVER	1	
4	61610-90L00	FASTENER	1	
5	61616-93EL0	PIN, LEVER	1	
6	61642-95L00	HOLDER, FASTENER LEVER	1	
7	09161-04012	WASHER (4.2X11X1)	1	
8	09385-04003	CLIP	1	
9	09116-06225	BOLT (6X15)	1	
10	09140-06020	NUT	1	
11	09160-06094	WASHER (6.5X15X1.5)	1	
12	61827-94J01	HOLDER, LOWER COVER	2	
13	02142-06167	SCREW	2	
14	61151-91J11	CUSHION, LOWER COVER HOLDER	2	
15	13632-93950	GROMMET	1	
16	39669-94400	PLUG, LOWER COVER	1	
17	23131-93900	BOOT, CLUTCH ROD	1	
18	21117-95L00	SEAL, CLUTCH LEVER	1	
19	36612-93900	GROMMET, REMOCON HARNESS	1	OPT
20	09407-25402	CLAMP (L:248)	1	OPT

FIG.76

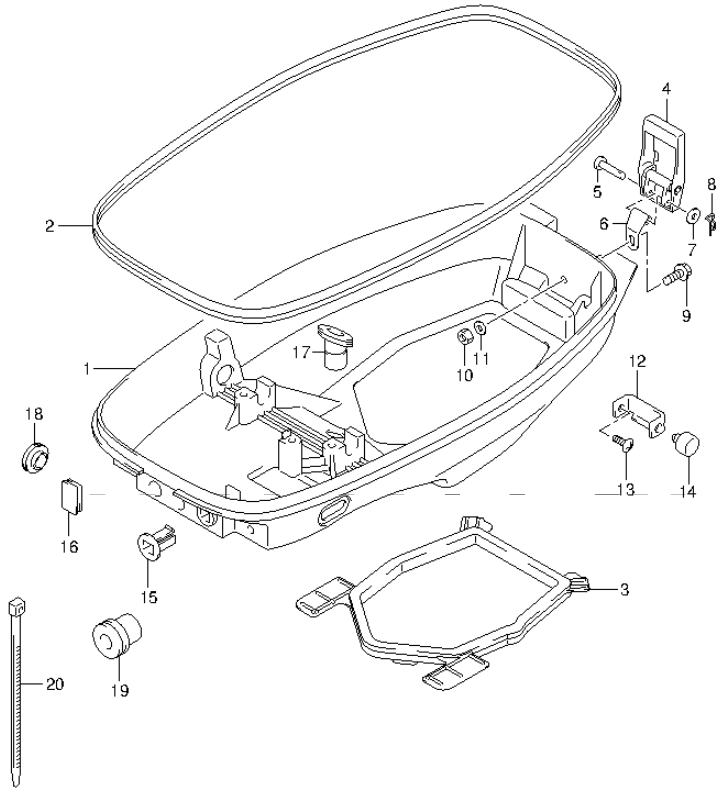


FIG.76 (1-G-14) LOWER COVER (DT9.9AK P36)

REF NO.	PART NO.	DESCRIPTION	Q'TY	REMARKS
1	61110-95L00-OEP	COVER, ENGINE LOWER (BLACK)	1	
2	61112-95L10	RUBBER, LOWER COVER	1	
3	61113-95L00	SEAL, LOWER COVER	1	
4	61610-90L00	FASTENER	1	
5	61616-93EL0	PIN, LEVER	1	
6	61642-95L00	HOLDER, FASTENER LEVER	1	
7	09161-04012	WASHER (4.2X11X1)	1	
8	09385-04003	CLIP	1	
9	09116-06225	BOLT (6X15)	1	
10	09140-06020	NUT	1	
11	09160-06094	WASHER (6.5X15X1.5)	1	
12	61827-94J01	HOLDER, LOWER COVER	2	
13	02142-06167	SCREW	2	
14	61151-91J11	CUSHION, LOWER COVER HOLDER	2	
15	13632-93950	GROMMET	1	
16	39669-94400	PLUG, LOWER COVER	1	
17	23131-93900	BOOT, CLUTCH ROD	1	
18	21117-95L00	SEAL, CLUTCH LEVER	1	
19	36612-93900	GROMMET, REMOCON HARNESS	1	OPT
20	09407-25402	CLAMP (L:248)	1	OPT

FIG.77

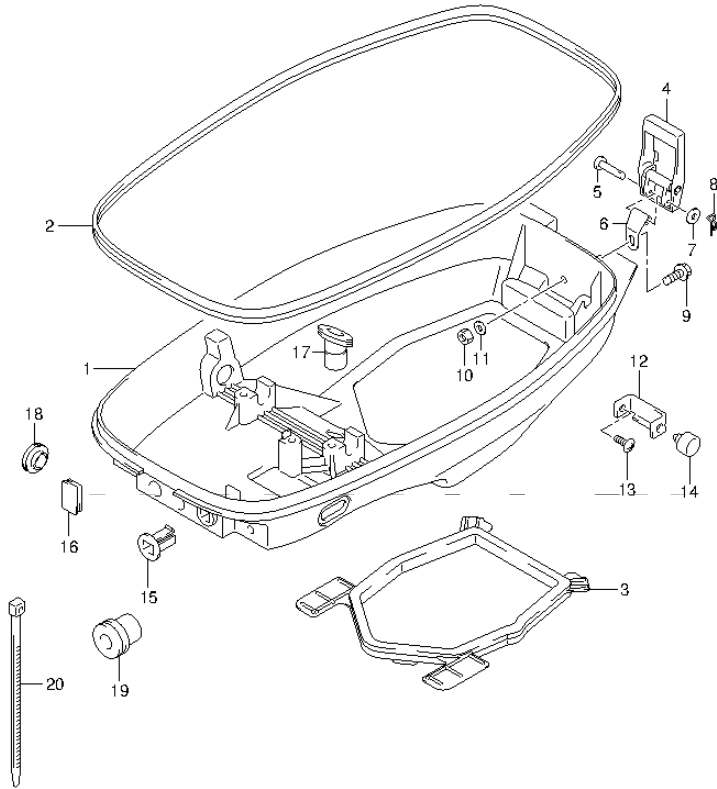


FIG.77 (1-G-15) LOWER COVER (DT15A P40)

REF NO.	PART NO.	DESCRIPTION	Q'TY	REMARKS
1	61110-95L00-0EP	COVER, ENGINE LOWER (BLACK)	1	
2	61112-95L10	RUBBER, LOWER COVER	1	
3	61113-95L00	SEAL, LOWER COVER	1	
4	61610-90L00	FASTENER	1	
5	61616-93EL0	PIN, LEVER	1	
6	61642-95L00	HOLDER, FASTENER LEVER	1	
7	09161-04012	WASHER (4.2X11X1)	1	
8	09385-04003	CLIP	1	
9	09116-06225	BOLT (6X15)	1	
10	09140-06020	NUT	1	
11	09160-06094	WASHER (6.5X15X1.5)	1	
12	61827-94J01	HOLDER, LOWER COVER	2	
13	02142-06167	SCREW	2	
14	61151-91J11	CUSHION, LOWER COVER HOLDER	2	
15	13632-93900	GROMMET	1	
16	39669-94400	PLUG, LOWER COVER	1	MANUAL STARTER
17	23131-93900	BOOT, CLUTCH ROD	1	
18	21117-95L00	SEAL, CLUTCH LEVER	1	
19	36612-93900	GROMMET, REMOCON HARNESS	1	OPT
20	09407-25402	CLAMP (L:248)	1	OPT

FIG.78

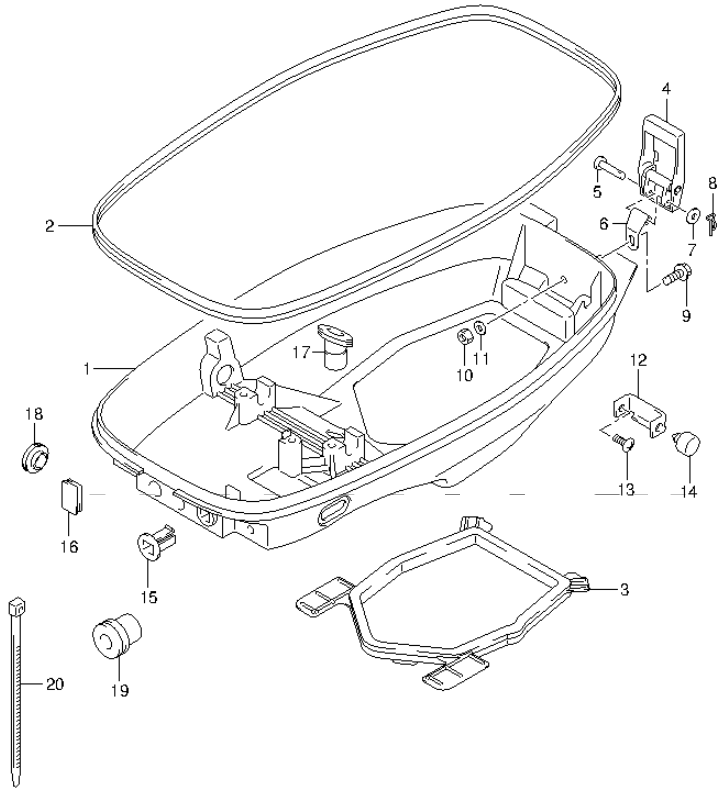


FIG.78 (1-H-2) LOWER COVER (DT15AK P36)

REF NO.	PART NO.	DESCRIPTION	Q'TY	REMARKS
1	61110-95L00-OEP	COVER, ENGINE LOWER (BLACK)	1	
2	61112-95L10	RUBBER, LOWER COVER	1	
3	61113-95L00	SEAL, LOWER COVER	1	
4	61610-90L00	FASTENER	1	
5	61616-93EL0	PIN, LEVER	1	
6	61642-95L00	HOLDER, FASTENER LEVER	1	
7	09161-04012	WASHER (4.2X11X1)	1	
8	09385-04003	CLIP	1	
9	09116-06225	BOLT (6X15)	1	
10	09140-06020	NUT	1	
11	09160-06094	WASHER (6.5X15X1.5)	1	
12	61827-94J01	HOLDER, LOWER COVER	2	
13	02142-06167	SCREW	2	
14	61151-91J11	CUSHION, LOWER COVER HOLDER	2	
15	13632-93950	GROMMET	1	
16	39669-94400	PLUG, LOWER COVER	1	
17	23131-93900	BOOT, CLUTCH ROD	1	
18	21117-95L00	SEAL, CLUTCH LEVER	1	
19	36612-93900	GROMMET, REMOCON HARNESS	1	OPT
20	09407-25402	CLAMP (L:248)	1	OPT

FIG.79

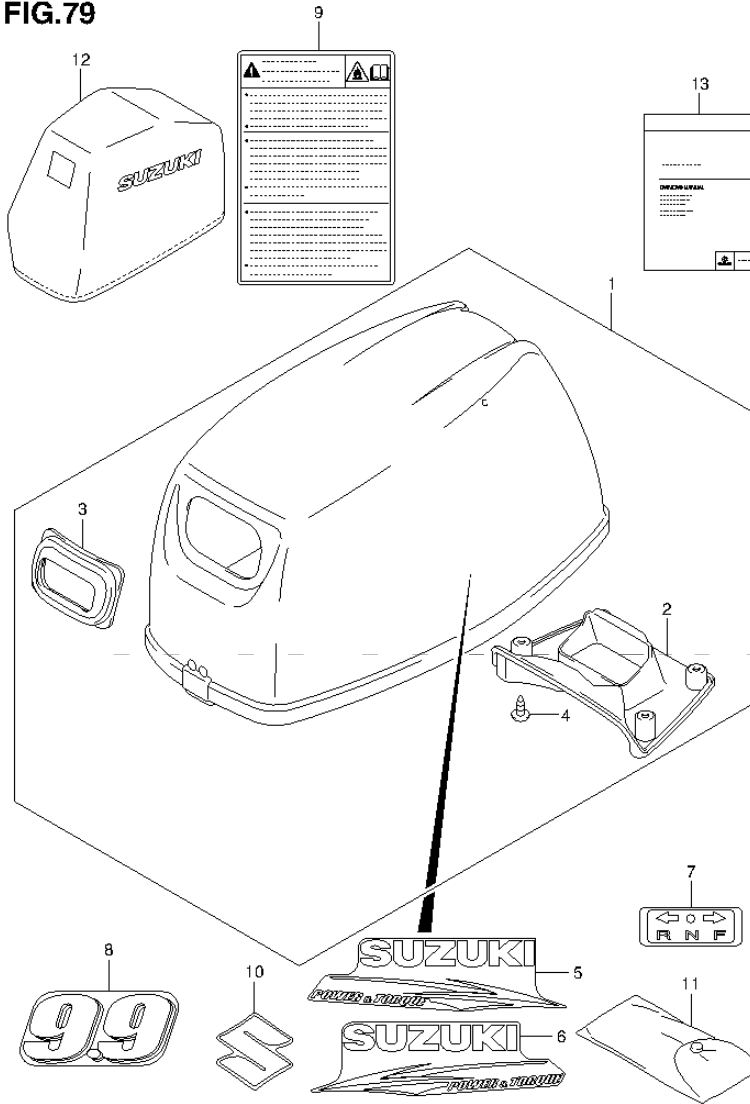
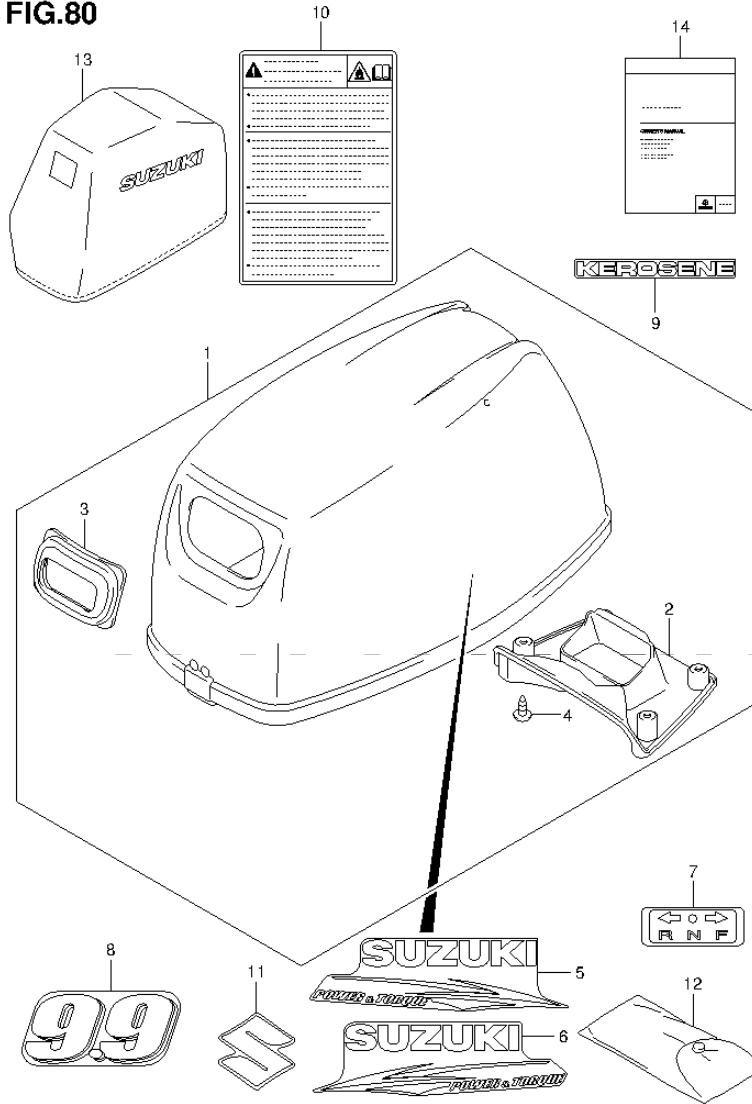


FIG.79 (1-H-3) ENGINE COVER (DT9.9A P40)

REF NO.	PART NO.	DESCRIPTION	Q'TY	REMARKS
1	61400-95L00-0EP	COVER ASSY, ENGINE (BLACK)	1	
2	61433-95L00	.COVER, AIR INTAKE INNER	1	
3	61622-90L00	.SEAL, RECOIL STARTER	1	
4	03542-05169	.SCREW	4	
5	61443-95L00	STRIPE, ENGINE COVER STBD	1	
6	61453-95L00	STRIPE, ENGINE COVER PORT	1	
7	21131-96010	MARK, CLUTCH SHIFT	1	
8	61435-95L00	MARK, EMBLEM REAR (9.9)	1	
9	61458-89L00	LABEL, ENGINE COVER	1	
10	68111-99J00	EMBLEM, "S"	1	
11	59800-90L00	TOOL ASSY	1	
12	68110-89L00	COVER, WEATHER	1	OPT
13	99011-90L40-063	MANUAL, OWNER'S	1	

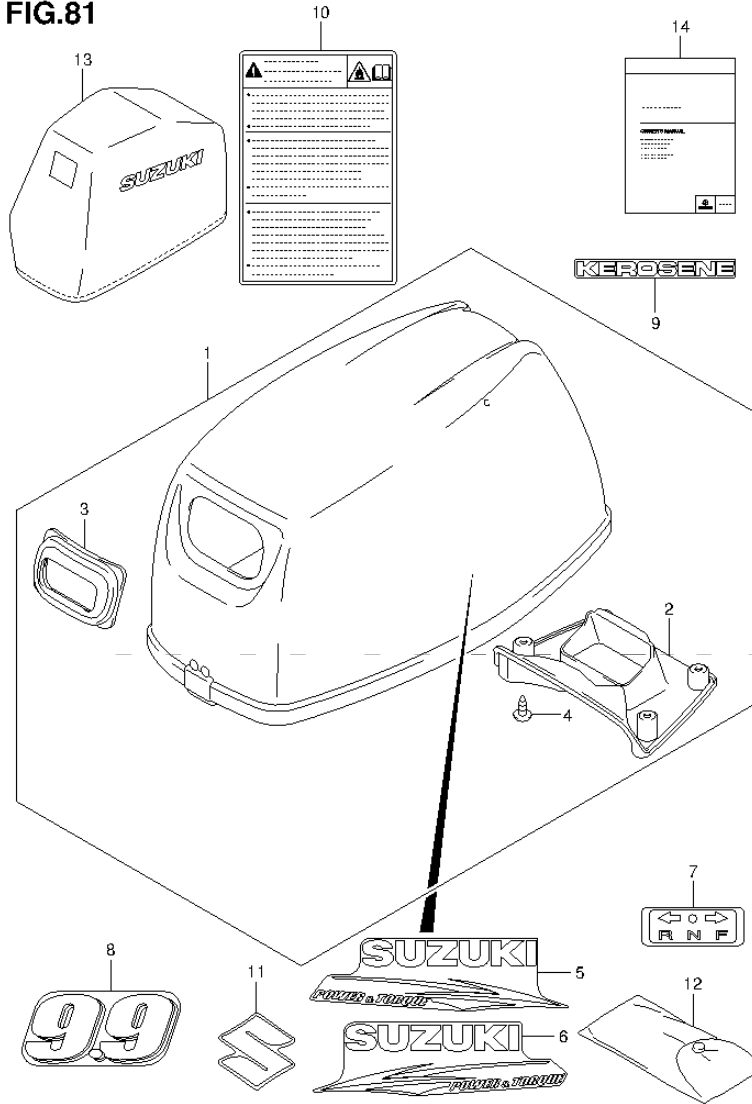
**FIG.80**



**FIG.80 (1-H-4) ENGINE COVER (DT9.9AK P40)**

REF NO.	PART NO.	DESCRIPTION	Q'TY	REMARKS
1	61400-95L00-OEP	COVER ASSY, ENGINE (BLACK)	1	
2	61433-95L00	.COVER, AIR INTAKE INNER	1	
3	61622-90L00	.SEAL, RECOIL STARTER	1	
4	03542-05169	.SCREW	4	
5	61443-95L00	STRIPE, ENGINE COVER STBD	1	
6	61453-95L00	STRIPE, ENGINE COVER PORT	1	
7	21131-96010	MARK, CLUTCH SHIFT	1	
8	61435-95L00	MARK, EMBLEM REAR (9.9)	1	
9	61449-93921	MARK, KEROSENE	1	
10	61458-89L00	LABEL, ENGINE COVER	1	
11	68111-99J00	EMBLEM, "S"	1	
12	59800-90L00	TOOL ASSY	1	
13	68110-89L00	COVER, WEATHER	1	OPT
14	99011-90L50-063	MANUAL, OWNER'S	1	

**FIG.81**



**FIG.81 (1-H-5) ENGINE COVER (DT9.9AK P36)**

REF NO.	PART NO.	DESCRIPTION	Q'TY	REMARKS
1	61400-95L00-OEP	COVER ASSY, ENGINE (BLACK)	1	
2	61433-95L00	.COVER, AIR INTAKE INNER	1	
3	61622-90L00	.SEAL, RECOIL STARTER	1	
4	03542-05169	.SCREW	4	
5	61443-95L00	STRIPE, ENGINE COVER STBD	1	
6	61453-95L00	STRIPE, ENGINE COVER PORT	1	
7	21131-96010	MARK, CLUTCH SHIFT	1	
8	61435-95L00	MARK, EMBLEM REAR (9.9)	1	
9	61449-93921	MARK, KEROSENE	1	
10	61458-89L00	LABEL, ENGINE COVER	1	
11	68111-99J00	EMBLEM, "S"	1	
12	59800-90L00	TOOL ASSY	1	
13	68110-89L00	COVER, WEATHER	1	OPT
14	99011-90L50-063	MANUAL, OWNER'S	1	



FIG.82

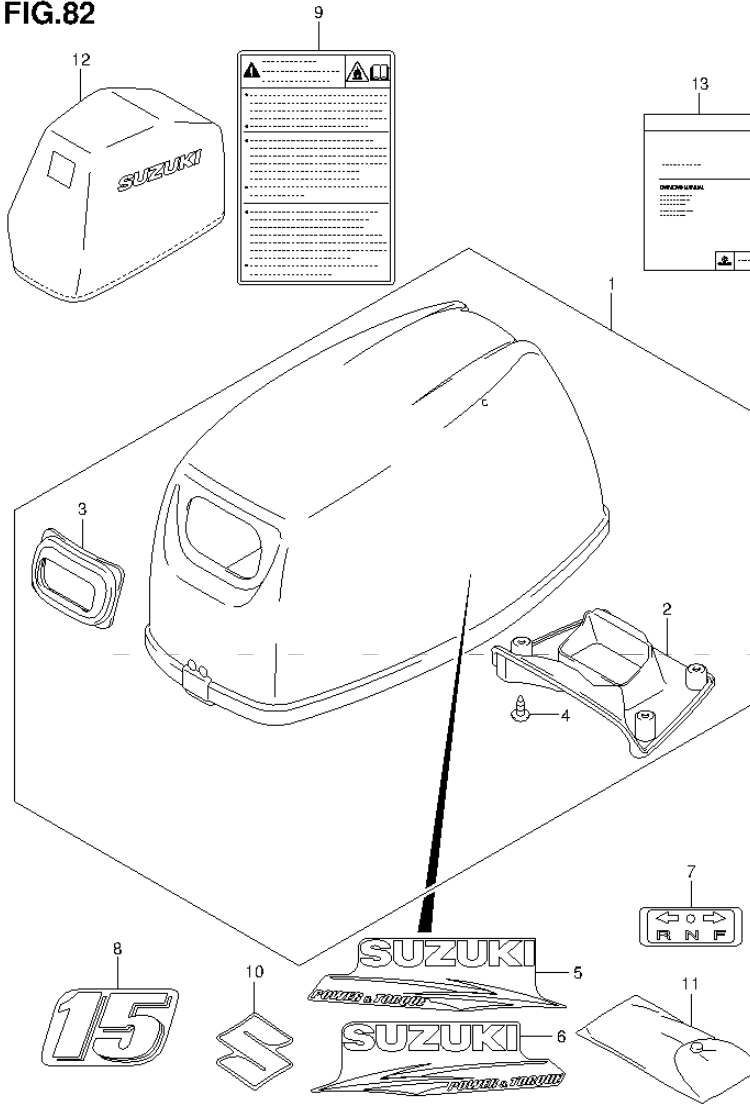


FIG.82 (1-H-6) ENGINE COVER (DT15A P40)

REF NO.	PART NO.	DESCRIPTION	Q'TY	REMARKS
1	61400-95L00-0EP	COVER ASSY, ENGINE (BLACK)	1	
2	61433-95L00	.COVER, AIR INTAKE INNER	1	
3	61622-90L00	.SEAL, RECOIL STARTER	1	
4	03542-05169	.SCREW	4	
5	61443-95L00	STRIPE, ENGINE COVER STBD	1	
6	61453-95L00	STRIPE, ENGINE COVER PORT	1	
7	21131-96010	MARK, CLUTCH SHIFT	1	
8	61435-95L10	MARK, EMBLEM REAR (15)	1	
9	61458-89L00	LABEL, ENGINE COVER	1	
10	68111-99J00	EMBLEM, "S"	1	
11	59800-90L00	TOOL ASSY	1	
12	68110-89L00	COVER, WEATHER	1	OPT
13	99011-90L40-063	MANUAL, OWNER'S	1	

FIG.83

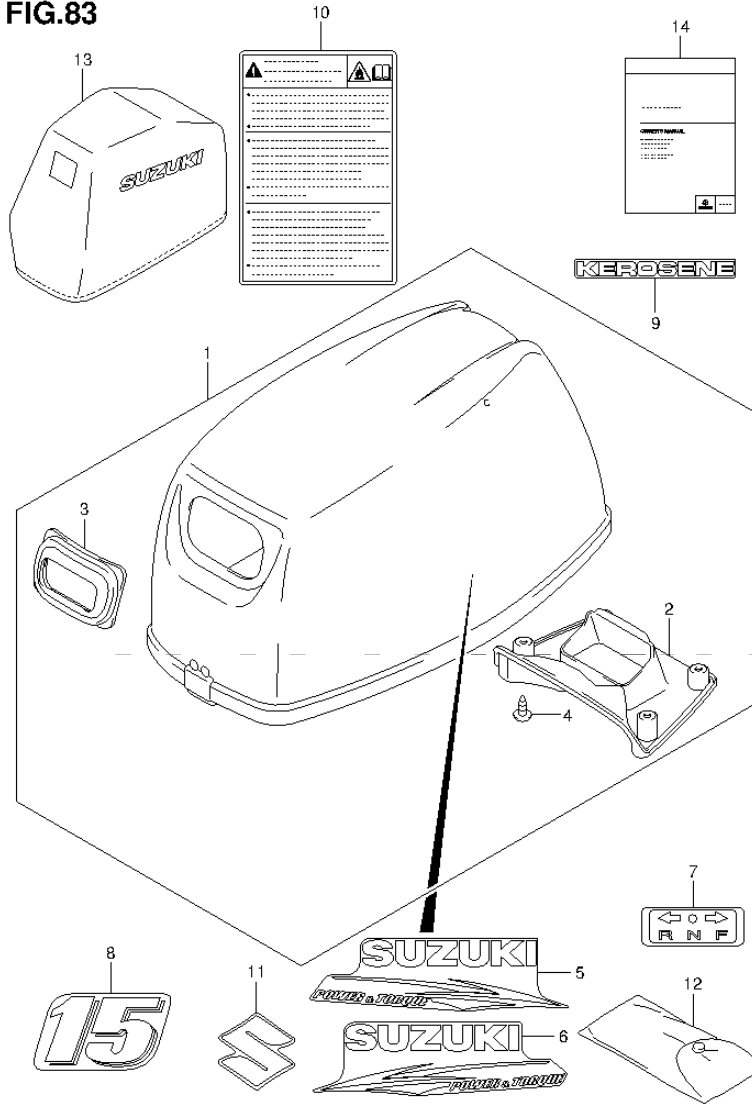


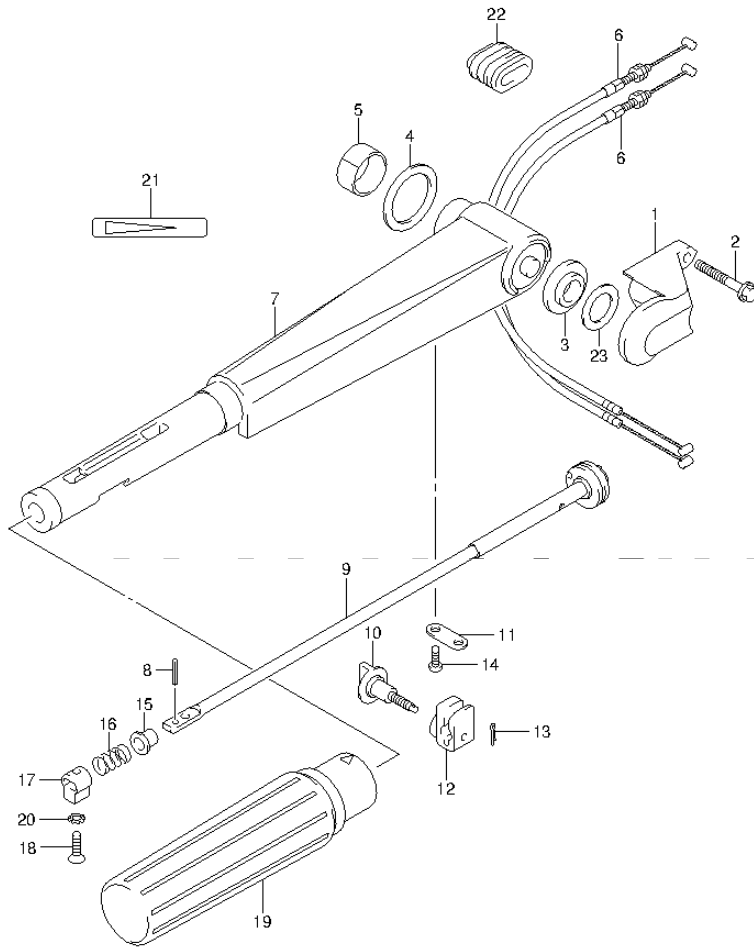
FIG.83 (1-H-7) ENGINE COVER (DT15AK P36)

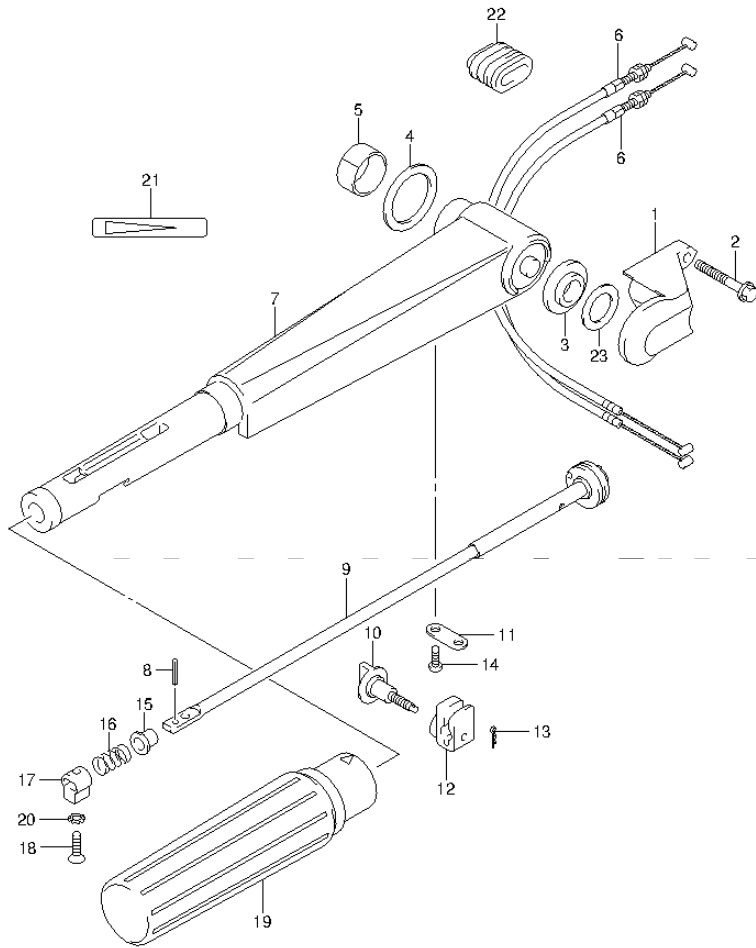
REF NO.	PART NO.	DESCRIPTION	Q'TY	REMARKS
1	61400-95L00-OEP	COVER ASSY, ENGINE (BLACK)	1	
2	61433-95L00	.COVER, AIR INTAKE INNER	1	
3	61622-90L00	.SEAL, RECOIL STARTER	1	
4	03542-05169	.SCREW	4	
5	61443-95L00	STRIPE, ENGINE COVER STBD	1	
6	61453-95L00	STRIPE, ENGINE COVER PORT	1	
7	21131-96010	MARK, CLUTCH SHIFT	1	
8	61435-95L10	MARK, EMBLEM REAR (15)	1	
9	61449-93921	MARK, KEROSENE	1	
10	61458-89L00	LABEL, ENGINE COVER	1	
11	68111-99J00	EMBLEM, "S"	1	
12	59800-90L00	TOOL ASSY	1	
13	68110-89L00	COVER, WEATHER	1	OPT
14	99011-90L50-063	MANUAL, OWNER'S	1	

FIG.84

FIG.84 (1-H-8) TILLER HANDLE (DT9.9A P40)

REF NO.	PART NO.	DESCRIPTION	Q'TY	REMARKS
1	63121-95L00-0EP	COVER, TILLER HANDLE (BLACK)	1	
2	09116-08151	BOLT (8X30)	2	
3	63114-94300	SPACER, HANDLE COVER	1	
4	63115-96310	SPACER	1	
5	63115-95L00	BUSH, TILLER HANDLE	1	
6	63610-91L00	CABLE ASSY, THROTTLE	2	
7	63111-95L00-0EP	HANDLE, TILLER (BLACK)	1	
8	09205-03038	SPRING PIN (3X14)	1	
9	63220-91L00	ROD, HANDLE	1	
10	63240-95L00	KNOB, THROTTLE ADJUSTER	1	
11	63241-92D00	SUPPORT, HANDLE ROD	1	
12	63241-95L00	ADJUSTER, HANDLE GRIP	1	
13	09385-04004	CLIP	1	
14	09125-05046	SCREW (5X12)	2	
15	63225-93200	BUSH, HANDLE ROD	1	
16	09440-12027	SPRING	1	
17	63223-92D00	STOPPER, HANDLE ROD	1	
18	09126-06015	SCREW (6X23)	1	
19	63210-93E30	GRIP, HANDLE	1	
20	09163-06001	LOCK WASHER	1	
21	63215-93110	MARK, HANDLE	1	
22	63625-93900	GROMMET, THROTTLE CABLE	1	
23-1	63118-94300	SHIM (0.3)	1	
23-2	63118-94310	SHIM (0.5)	1	OPT



**FIG.85****FIG.85 (1-H-9) TILLER HANDLE (DT9.9AK P40)**

REF NO.	PART NO.	DESCRIPTION	Q'TY	REMARKS
1	63121-95L00-0EP	COVER, TILLER HANDLE (BLACK)	1	
2	09116-08151	BOLT (8X30)	2	
3	63114-94300	SPACER, HANDLE COVER	1	
4	63115-96310	SPACER	1	
5	63115-95L00	BUSH, TILLER HANDLE	1	
6	63610-91L00	CABLE ASSY, THROTTLE	2	
7	63111-95L10-0EP	HANDLE, TILLER (BLACK)	1	
8	09205-03038	SPRING PIN (3X14)	1	
9	63220-91L00	ROD, HANDLE	1	
10	63240-95L00	KNOB, THROTTLE ADJUSTER	1	
11	63241-92D00	SUPPORT, HANDLE ROD	1	
12	63241-95L00	ADJUSTER, HANDLE GRIP	1	
13	09385-04004	CLIP	1	
14	09125-05046	SCREW (5X12)	2	
15	63225-93200	BUSH, HANDLE ROD	1	
16	09440-12027	SPRING	1	
17	63223-89J00	STOPPER, HANDLE ROD	1	
18	09126-06015	SCREW (6X23)	1	
19	63210-91J10	GRIP, HANDLE	1	
20	09163-06001	LOCK WASHER	1	
21	63215-93110	MARK, HANDLE	1	
22	63625-93900	GROMMET, THROTTLE CABLE	1	
23-1	63118-94300	SHIM (0.3)	1	
23-2	63118-94310	SHIM (0.5)	1	OPT

FIG.86

FIG.86 (1-H-10) TILLER HANDLE (DT9.9AK P36)

REF NO.	PART NO.	DESCRIPTION	Q'TY	REMARKS
1	63121-95L00-0EP	COVER, TILLER HANDLE (BLACK)	1	
2	09116-08151	BOLT (8X30)	2	
3	63114-94300	SPACER, HANDLE COVER	1	
4	63115-96310	SPACER	1	
5	63115-95L00	BUSH, TILLER HANDLE	1	
6	63610-91L00	CABLE ASSY, THROTTLE	2	
7	63111-95L10-0EP	HANDLE, TILLER (BLACK)	1	
8	09205-03038	SPRING PIN (3X14)	1	
9	63220-91L00	ROD, HANDLE	1	
10	63240-95L00	KNOB, THROTTLE ADJUSTER	1	
11	63241-92D00	SUPPORT, HANDLE ROD	1	
12	63241-95L00	ADJUSTER, HANDLE GRIP	1	
13	09385-04004	CLIP	1	
14	09125-05046	SCREW (5X12)	2	
15	63225-93200	BUSH, HANDLE ROD	1	
16	09440-12027	SPRING	1	
17	63223-89J00	STOPPER, HANDLE ROD	1	
18	09126-06015	SCREW (6X23)	1	
19	63210-91J10	GRIP, HANDLE	1	
20	09163-06001	LOCK WASHER	1	
21	63215-93110	MARK, HANDLE	1	
22	63625-93900	GROMMET, THROTTLE CABLE	1	
23-1	63118-94300	SHIM (0.3)	1	
23-2	63118-94310	SHIM (0.5)	1	OPT

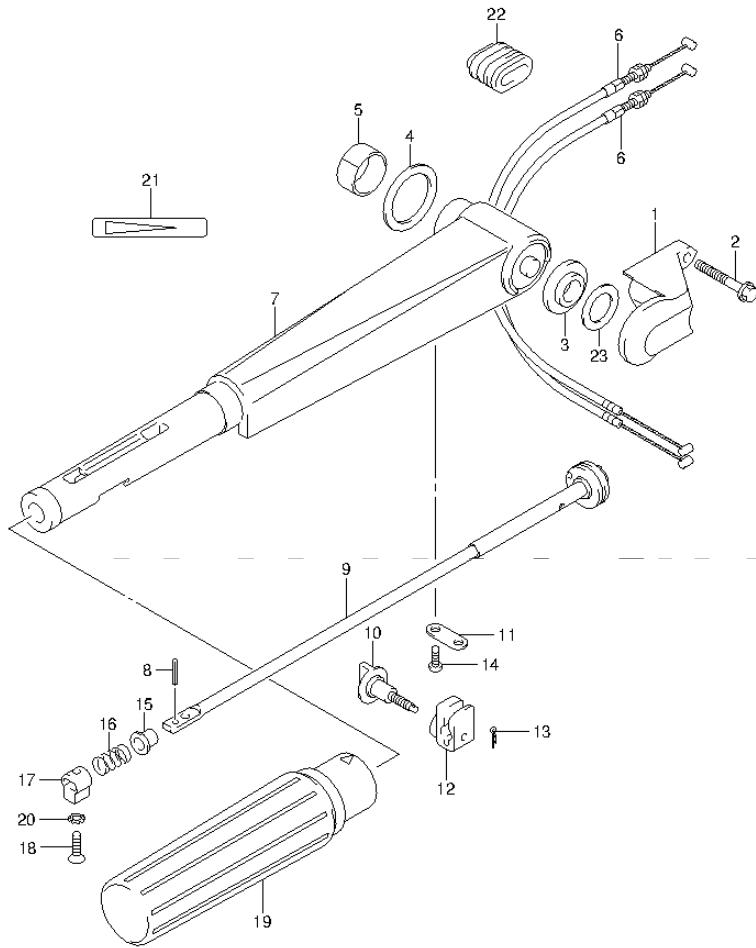


FIG.87

FIG.87 (1-H-11) TILLER HANDLE (DT15A P40)

REF NO.	PART NO.	DESCRIPTION	Q'TY	REMARKS
1	63121-95L00-0EP	COVER, TILLER HANDLE (BLACK)	1	
2	09116-08151	BOLT (8X30)	2	
3	63114-94300	SPACER, HANDLE COVER	1	
4	63115-96310	SPACER	1	
5	63115-95L00	BUSH, TILLER HANDLE	1	
6	63610-91L00	CABLE ASSY, THROTTLE	2	
7	63111-95L00-0EP	HANDLE, TILLER (BLACK)	1	
8	09205-03038	SPRING PIN (3X14)	1	
9	63220-91L00	ROD, HANDLE	1	
10	63240-95L00	KNOB, THROTTLE ADJUSTER	1	
11	63241-92D00	SUPPORT, HANDLE ROD	1	
12	63241-95L00	ADJUSTER, HANDLE GRIP	1	
13	09385-04004	CLIP	1	
14	09125-05046	SCREW (5X12)	2	
15	63225-93200	BUSH, HANDLE ROD	1	
16	09440-12027	SPRING	1	
17	63223-92D00	STOPPER, HANDLE ROD	1	
18	09126-06015	SCREW (6X23)	1	
19	63210-93E30	GRIP, HANDLE	1	
20	09163-06001	LOCK WASHER	1	
21	63215-93110	MARK, HANDLE	1	
22	63625-93900	GROMMET, THROTTLE CABLE	1	
23-1	63118-94300	SHIM (0.3)	1	
23-2	63118-94310	SHIM (0.5)	1	OPT

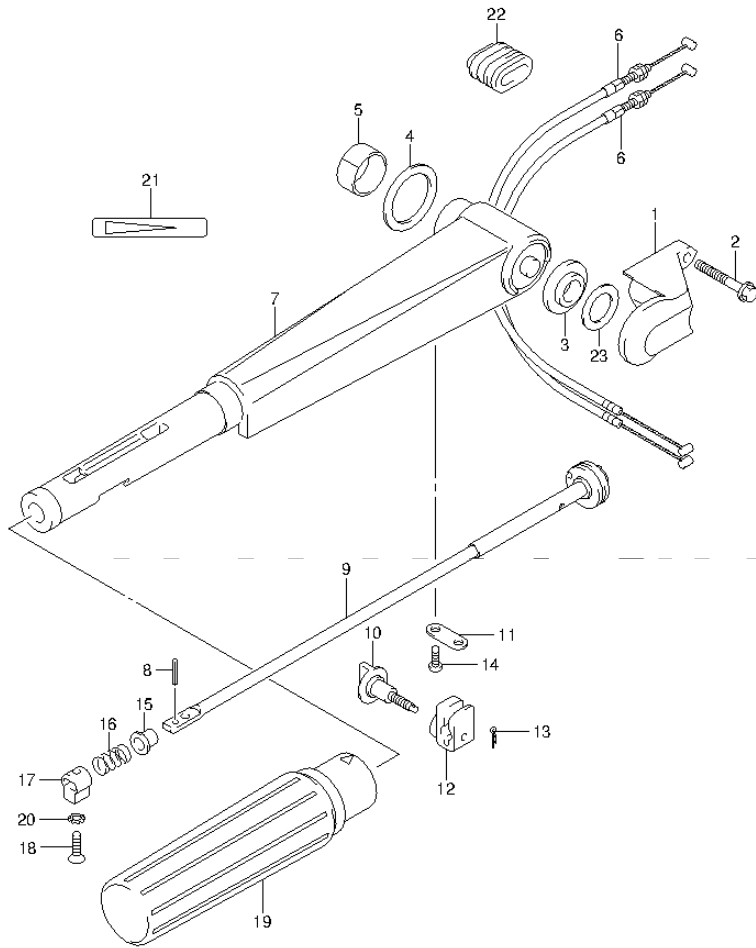


FIG.88

FIG.88 (1-H-12) TILLER HANDLE (DT15AK P36)

REF NO.	PART NO.	DESCRIPTION	Q'TY	REMARKS
1	63121-95L00-0EP	COVER, TILLER HANDLE (BLACK)	1	
2	09116-08151	BOLT (8X30)	2	
3	63114-94300	SPACER, HANDLE COVER	1	
4	63115-96310	SPACER	1	
5	63115-95L00	BUSH, TILLER HANDLE	1	
6	63610-91L00	CABLE ASSY, THROTTLE	2	
7	63111-95L10-0EP	HANDLE, TILLER (BLACK)	1	
8	09205-03038	SPRING PIN (3X14)	1	
9	63220-91L00	ROD, HANDLE	1	
10	63240-95L00	KNOB, THROTTLE ADJUSTER	1	
11	63241-92D00	SUPPORT, HANDLE ROD	1	
12	63241-95L00	ADJUSTER, HANDLE GRIP	1	
13	09385-04004	CLIP	1	
14	09125-05046	SCREW (5X20)	2	
15	63225-93200	BUSH, HANDLE ROD	1	
16	09440-12027	SPRING	1	
17	63223-89J00	STOPPER, HANDLE ROD	1	
18	09126-06015	SCREW (6X23)	1	
19	63210-91J10	GRIP, HANDLE	1	
20	09163-06001	LOCK WASHER	1	
21	63215-93110	MARK, HANDLE	1	
22	63625-93900	GROMMET, THROTTLE CABLE	1	
23-1	63118-94300	SHIM (0.3)	1	
23-2	63118-94310	SHIM (0.5)	1	OPT

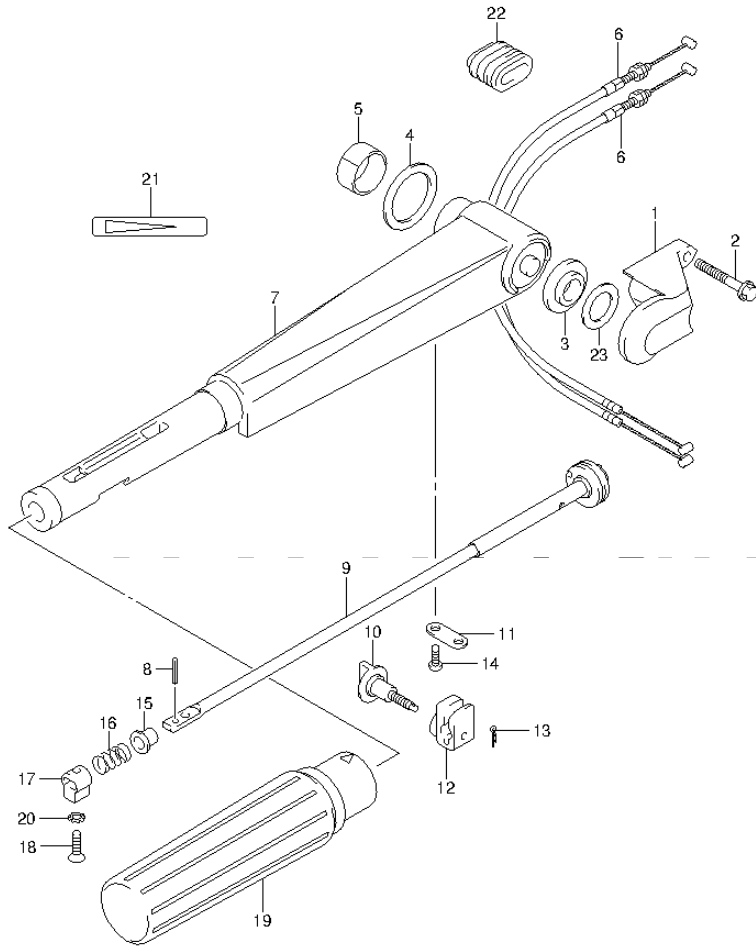


FIG.89

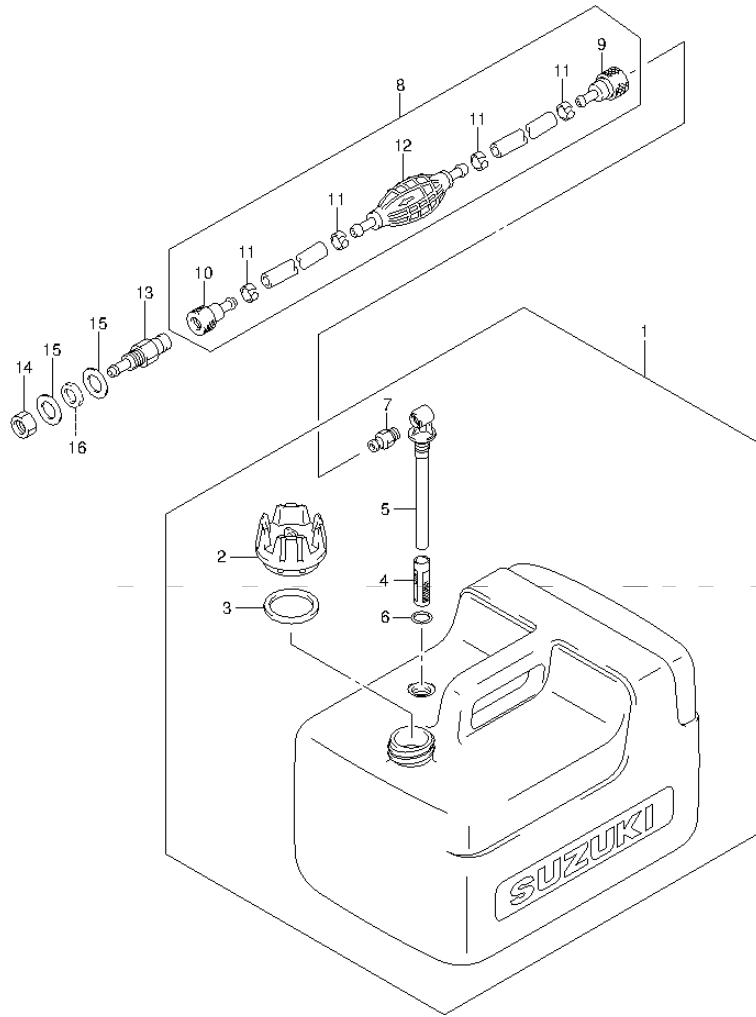


FIG.89 (1-H-13) FUEL TANK (RESIN:12L) (DT9.9AK P40)

REF NO.	PART NO.	DESCRIPTION	Q'TY	REMARKS
1	65000-99100	TANK ASSY, FUEL (12L)	1	GASOLINE
2	65520-99100	.CAP ASSY, FUEL TANK	1	
3	65561-95D00	.GASKET, TANK CAP	1	
4	65831-95D00	.FILTER, OUTLET	1	
5	65890-99100	.OUTLET	1	
6	65892-95D00	.O RING	1	
7	65740-99100	.PLUG, FUEL CONNECTOR	1	
8	65700-95D04	HOSE, FUEL	1	GASOLINE
9	65750-95500	.SOCKET, FUEL HOSE (IN)	1	
10	65750-98505	.SOCKET, FUEL HOSE (OUT)	1	
11	65781-98500	.CLIP	4	
12	65770-99J01	.PUMP, SQUEEZE	1	
13	65720-985L1	PLUG, FUEL CONNECTOR	1	GASOLINE
14	09140-10032	NUT	1	GASOLINE
15	09160-10159	WASHER (10X18X1)	2	GASOLINE
16	65763-95L00	SPACER, FUEL CONNECTOR PLUG	1	GASOLINE



FIG.90

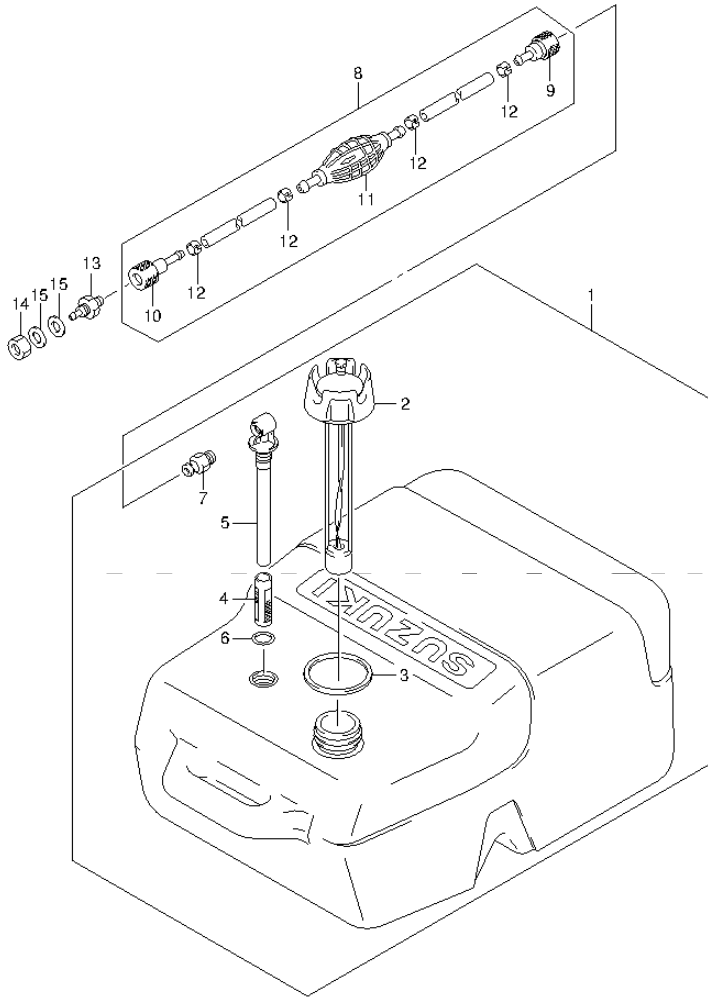


FIG.90 (1-H-14) FUEL TANK (RESIN:25L) (DT9.9A P40)

REF NO.	PART NO.	DESCRIPTION	Q'TY	REMARKS
1	65000-95D01	TANK ASSY, FUEL (25L)	1	
2	65520-95D00	.CAP ASSY, FUEL TANK	1	
3	65561-95D00	.GASKET, TANK CAP	1	
4	65831-95D00	.FILTER, OUTLET	1	
5	65890-95D00	.OUTLET ASSY	1	
6	65892-95D00	.O RING, FUEL OUTLET	1	
7	65740-95D01	.PLUG, FUEL CONNECTOR	1	
8	65700-87DA1	HOSE, FUEL (TANK TO CONNECTOR)	1	
9	65750-95500	.SOCKET, FUEL HOSE	1	
10	65750-98505	.SOCKET, FUEL HOSE	1	
11	65770-90L01	.PUMP, SQUEEZE	1	
12	65781-98500	.CLIP	4	
13	65720-985L1	PLUG, FUEL CONNECTOR	1	
14	09140-10032	NUT	1	
15	09160-10159	WASHER (10X18X1)	2	

FIG.91

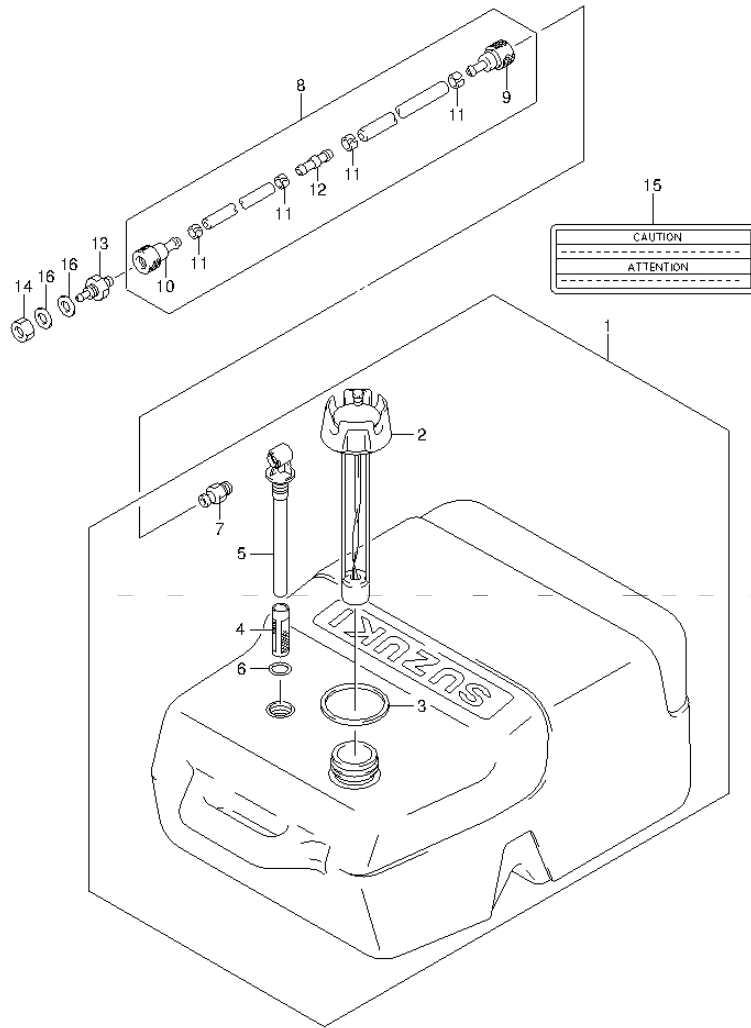


FIG.91 (1-H-15) FUEL TANK (RESIN:25L) (DT9.9AK P40)

REF NO.	PART NO.	DESCRIPTION	Q'TY	REMARKS
1	65000-95D01	TANK ASSY, FUEL (25L)	1	KEROSENE
2	65520-95D00	.CAP ASSY, FUEL TANK	1	
3	65561-95D00	.GASKET, TANK CAP	1	
4	65831-95D00	.FILTER, OUTLET	1	
5	65890-95D00	.OUTLET ASSY	1	
6	65892-95D00	.O RING, FUEL OUTLET	1	
7	65740-95D01	.PLUG, FUEL CONNECTOR	1	
8	65700-96362	HOSE, FUEL (K.TANK TO CONN)	1	KEROSENE
9	65750-95500	.SOCKET, FUEL HOSE	1	
10	65750-98505	.SOCKET, FUEL HOSE	1	
11	65781-98500	.CLIP	4	
12	65779-93900	.UNION, FUEL HOSE	1	
13	65720-985L1	PLUG, FUEL CONNECTOR	1	KEROSENE
14	09140-10032	NUT	1	
15	65318-93910	MARK, KEROSENE CAUTION	1	
16	09160-10159	WASHER, FUEL CONNECTOR PLUG	2	

FIG.92

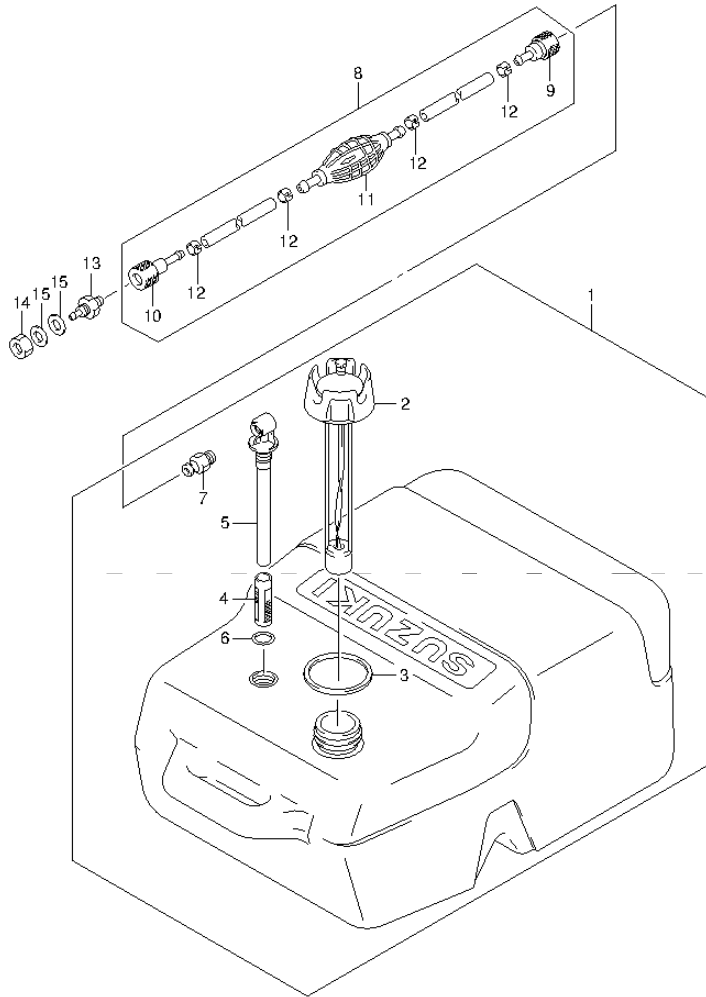
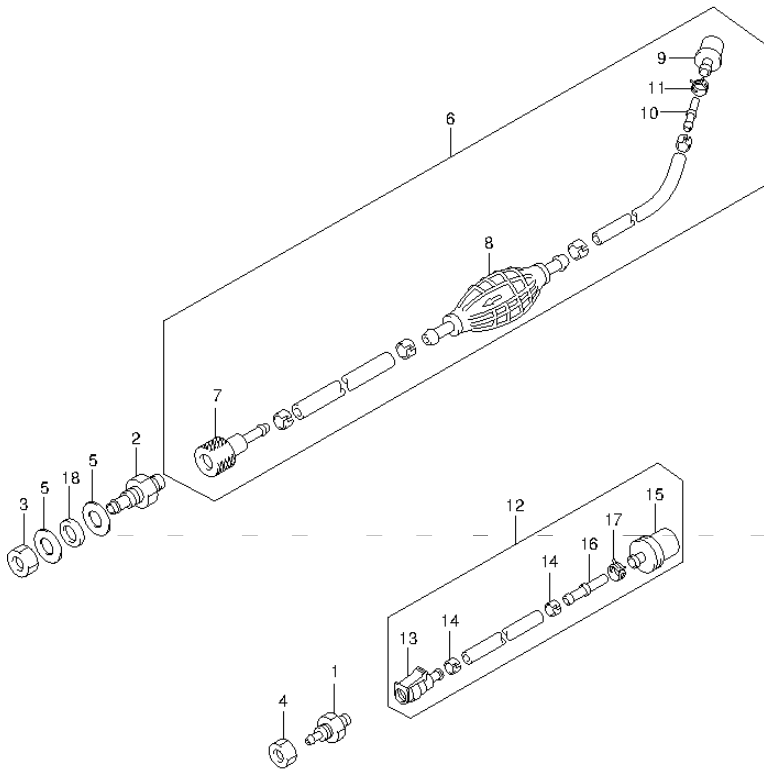


FIG.92 (1-1-2) FUEL TANK (RESIN:25L) (DT15A P40)

REF NO.	PART NO.	DESCRIPTION	Q'TY	REMARKS
1	65000-95D01	TANK ASSY, FUEL (25L)	1	
2	65520-95D00	.CAP ASSY, FUEL TANK	1	
3	65561-95D00	.GASKET, TANK CAP	1	
4	65831-95D00	.FILTER, OUTLET	1	
5	65890-95D00	.OUTLET ASSY	1	
6	65892-95D00	.O RING, FUEL OUTLET	1	
7	65740-95D01	.PLUG, FUEL CONNECTOR	1	
8	65700-87DA1	HOSE, FUEL (TANK TO CONNECTOR)	1	
9	65750-95500	.SOCKET, FUEL HOSE	1	
10	65750-98505	.SOCKET, FUEL HOSE	1	
11	65770-90L01	.PUMP, SQUEEZE	1	
12	65781-98500	.CLIP	4	
13	65720-985L1	PLUG, FUEL CONNECTOR	1	
14	09140-10032	NUT	1	
15	09160-10159	WASHER (10X18X1)	2	

FIG.93

FIG.93 (1-I-3) FUEL HOSE (DT9.9AK P36)



REF NO.	PART NO.	DESCRIPTION	Q'TY	REMARKS
1	65720-94403	PLUG, FUEL CONNECTOR	1	KEROSENE
2	65720-955L0	PLUG, FUEL CONNECTOR	1	GASOLINE
3	09140-12038	NUT	1	GASOLINE
4	09140-10032	NUT	1	KEROSENE
5	09160-12067	WASHER (12.5X23X1)	2	GASOLINE
6	65700-94416	HOSE, FUEL	1	GASOLINE
7	65750-95500	.SOCKET, FUEL HOSE (OUT)	1	
8	65770-90J11	.PUMP, SQUEEZE	1	
9	65830-95500	.FILTER, ASSY FUEL TANK OUTLET	1	
10	65842-94401	.TUBE, FUEL FILTER	1	
11	09401-10412	.CLIP	1	
12	65700-94433	HOSE, FUEL	1	KEROSENE
13	65750-94404	.SOCKET, FUEL HOSE	1	
14	65781-98500	.CLIP, FUEL HOSE	2	
15	65830-95500	.FILTER	1	
16	65842-94401	.TUBE, FUEL FILTER	1	
17	09401-10412	.CLIP	1	
18	65763-95L00	SPACER, FUEL CONNECTOR PLUG	1	GASOLINE

FIG.94

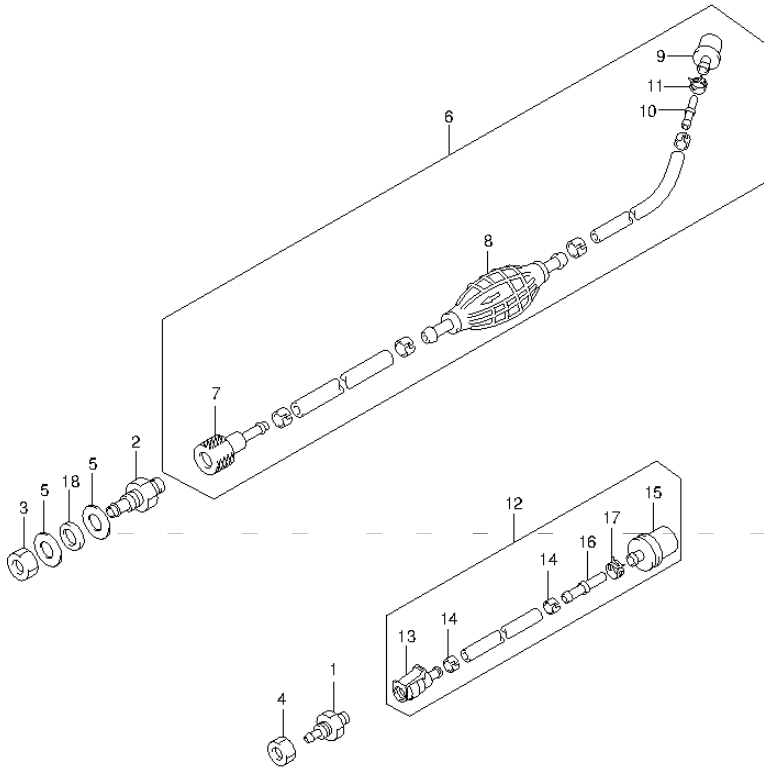


FIG.94 (1-I-4) FUEL HOSE (DT15AK P36)

REF NO.	PART NO.	DESCRIPTION	Q'TY	REMARKS
1	65720-94403	PLUG, FUEL CONNECTOR	1	KEROSENE
2	65720-955L0	PLUG, FUEL CONNECTOR	1	GASOLINE
3	09140-12038	NUT	1	GASOLINE
4	09140-10032	NUT	1	KEROSENE
5	09160-12067	WASHER (12.5X23X1)	2	GASOLINE
6	65700-94416	HOSE, FUEL	1	GASOLINE
7	65750-95500	.SOCKET, FUEL HOSE (OUT)	1	
8	65770-90J11	.PUMP, SQUEEZE	1	
9	65830-95500	.FILTER, ASSY FUEL TANK OUTLET	1	
10	65842-94401	.TUBE, FUEL FILTER	1	
11	09401-10412	.CLIP	1	
12	65700-94433	HOSE, FUEL	1	KEROSENE
13	65750-94404	.SOCKET, FUEL HOSE	1	
14	65781-98500	.CLIP, FUEL HOSE	2	
15	65830-95500	.FILTER	1	
16	65842-94401	.TUBE, FUEL FILTER	1	
17	09401-10412	.CLIP	1	
18	65763-95L00	SPACER, FUEL CONNECTOR PLUG	1	GASOLINE

FIG.95

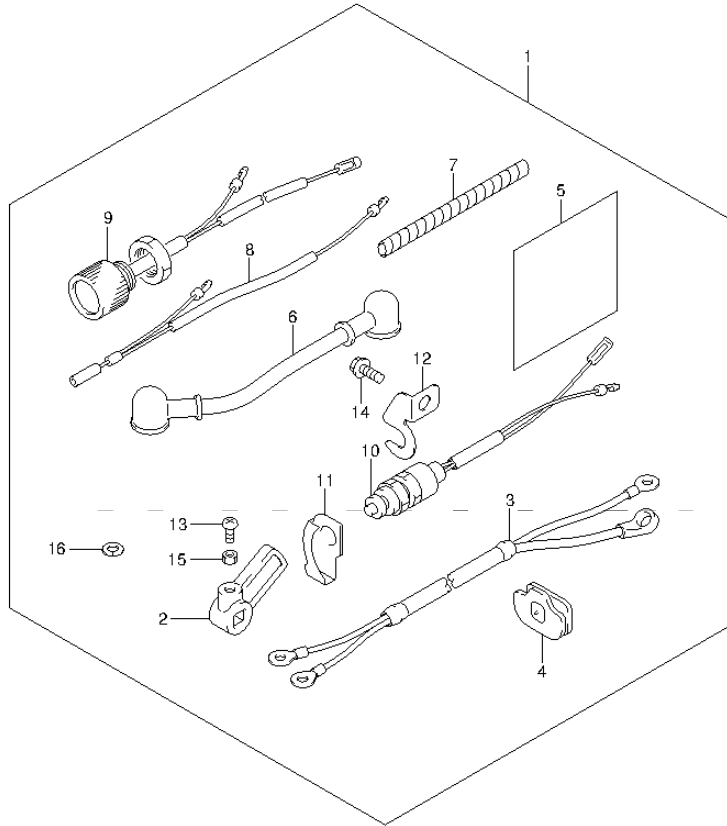


FIG.95 (1-I-5) OPT:STARTING MOTOR

REF NO.	PART NO.	DESCRIPTION	Q'TY	REMARKS
1	33800-95L00	SWITCH, STARTER/CABLE SET	1	
2	21313-93900	ARM, ELECTRIC NSI	1	
3	33810-92D00	.CABLE, STARTER	1	
4	33811-96300	.GROMMET	1	
5	32916-92L00	.COVER, HARNESS	1	
6	33820-93900	.CABLE, PLUG TERM TO RELAY	1	
7	33833-91J00	.TUBE, 250	1	L:250->100
8	36610-93901	.WIRING HARNESS, ME	1	
9	37161-95L00	.SWITCH, STARTER	1	
10	37721-96354	.SWITCH, NEUTRAL	1	
11	37725-94302	.ACTUATOR, NEUTRAL SW	1	
12	37726-94402	.BRACKET, NEUTRAL SW	1	
13	02112-05167	.SCREW	1	
14	02162-06167	.SCREW	1	
15	08310-00057	.NUT	1	
16	08321-01067	.LOCK WASHER	1	NOT ILLUSTRATED

FIG.96

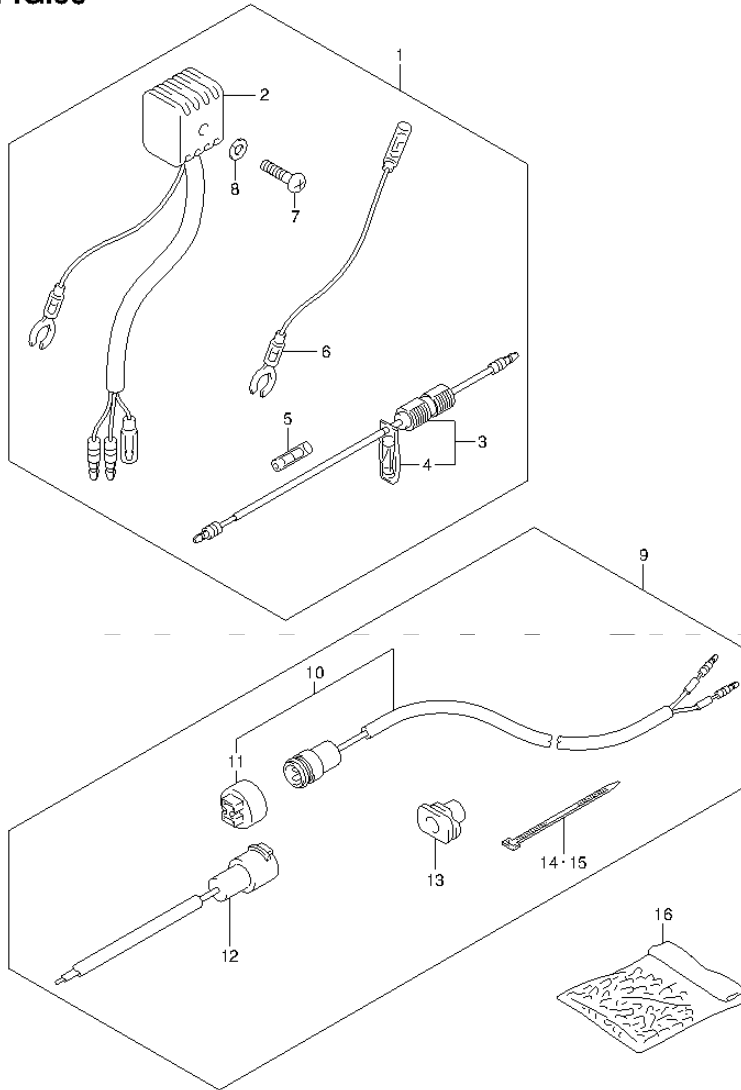
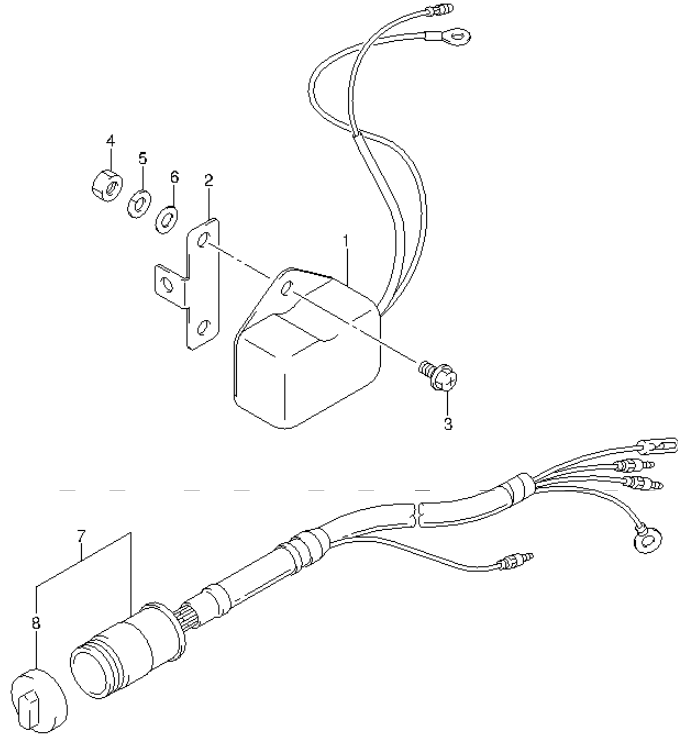


FIG.96 (1-I-6) OPT:ELECTRICAL (1)

REF NO.	PART NO.	DESCRIPTION	Q'TY	REMARKS
1	32801-93903	RECTIFIER SET	1	
2	32800-95D01	.RECTIFIER	1	
3	36740-95253	.CASE, FUSE	1	
4	09481-20001	..FUSE (20A)	1	
5	37132-93700	.CONNECTOR, LEAD	1	
6	37801-98300	.LEAD, RECEPTACLE GROUND	1	
7	02142-05257	.SCREW	1	
8	08321-0105A	.WASHER	1	
9	39600-93910	RECEPTACLE SET	1	
10	39601-95D00	.RECEPTACLE ASSY, LIGHTING	1	
11	36634-93910	..CAP	1	
12	39602-93900	.PLUG ASSY, LIGHTING	1	
13	39603-94400	.GROMMET, RECEPTACLE	1	
14	09407-10403	.CLAMP (L:95)	1	
15	09407-25402	.CLAMP (L:248)	1	
16	36990-87D00	TERMINAL & SLEEVE SET	1	

**FIG.97**



**FIG.97 (1-I-7) OPT:ELECTRICAL (2)**

REF NO.	PART NO.	DESCRIPTION	Q'TY	REMARKS
1	32500-95722	REGULATOR ASSY, VOLTAGE	1	
2	32590-93900	STAY, VOLTAGE	1	
3	02162-06127	SCREW	2	
4	08310-00067	NUT	2	
5	08321-01067	LOCK WASHER	2	
6	08322-01067	WASHER	2	
7	36630-93901	WIRING HARNESS ASSY	1	
8	36631-94300	.CAP	1	



PART NO.	FIG.NO.-REF.NO.	PART NO.	FIG.NO.-REF.NO.	PART NO.	FIG.NO.-REF.NO.
10000			11-1	13267-93900	12-10
		13150-90L20	8-1		13-9
			9-1		14-9
		13150-95L00	7-1		15-10
		13152-90L00	10-3		16-9
11110-90L40	1-1		11-3	13268-96111	12-4
	4-1	13152-90L20	8-3		12-19
11110-90L50	2-1		9-3		13-4
	3-1	13152-95L00	7-3		13-31
	5-1	13153-90L00	7-2		14-4
11141-93960	1-2		8-2		14-31
	2-2		9-2		15-4
	3-2		10-2		15-19
	4-2		11-2		16-4
	5-2	13200-91D21	12-1		16-31
11300-90L20	1-4		15-1	13270-94350	13-11
	2-4	13200-939B1	14-1		14-11
	3-4	13200-939C1	16-1		16-11
	4-4	13200-939H1	13-1	13282-94350	13-20
	5-4	13235-91D00	12-17		14-20
11431-95L00	17-5		15-17		16-20
11433-90L00	17-4	13235-93950	13-10	13343-98100	12-11
12100-90L00-050	6-22		14-10		15-11
12110-90L00-0B0	6-1		16-10	13370-94350	13-13
12140-90L00	6-2	13245-98110	12-9		14-13
12140-93140-050	6-23		15-9		16-13
12151-63100	6-3	13249-93900	13-33	13371-98100	12-7
12161-90L00	6-7		14-33		13-7
12200-95L00	6-6		16-33		14-7
12211-93900	6-8	13250-98110	12-6		15-7
12221-95L00	6-11		13-6		16-7
12231-95L00	6-12		14-6	13392-58600	13-17
12232-95L00	6-13		15-6		14-17
12240-95L00	6-14		16-6		16-17
12481-90L00	7-5	13251-98100	12-8	13441-94350	13-19
	8-5		13-8		14-19
	9-5		14-8		16-19
	10-5		15-8	13443-94350	13-21
	11-5		16-8		14-21
12485-93900	7-11	13254-98100	12-5		16-21
	8-11		13-5	13450-93950	13-18
	9-11		14-5		14-18
	10-11		15-5		16-18
	11-11		16-5	13521-93910	12-16
13125-91D00	7-10	13254-98410	13-12		13-24
	8-10		14-12		14-24
	9-10		16-12		15-16
	10-10	13265-93950	13-16		16-24
	11-10		14-16	13599-95210	13-23
13150-90L00	10-1		16-16		14-23

PART NO.	FIG.NO.-REF.NO.	PART NO.	FIG.NO.-REF.NO.	PART NO.	FIG.NO.-REF.NO.
			16-23	14131-90L10	1-10
13599-95211			13-22		2-10
			14-22		3-10
			16-22		4-10
13613-98100			12-12		5-10
			15-12	14141-90L10	1-11
13616-93900			12-18		2-11
			13-32		3-11
			14-32		4-11
			15-18		5-11
			16-32	14151-90L00	1-9
13631-93910			12-20		2-9
			15-20		3-9
13631-93960			13-34		4-9
			14-34		5-9
			16-34	14211-90L00	17-1
13632-93900			74-15	14213-93910	17-2
			77-15	15100-93911	12-14
13632-93950			75-15		13-27
			76-15		14-27
			78-15		15-14
13633-93900			7-12		16-27
			10-12	15100-93951	13-25
13633-93950			8-12		14-25
			9-12		16-25
			11-12	15170-93911	12-15
13634-93952			8-13		13-28
			9-13		14-28
			11-13		15-15
13635-93950			8-14		16-28
			9-14	15170-93951	13-26
			11-14		14-26
13652-93950			13-15		16-26
			14-15	15211-91J00-110	19-9
			16-15		20-9
13661-93900			12-3		22-9
			13-3	15211-91J00-125	18-1
			14-3		21-1
			15-3	15211-91J00-270	18-2
			16-3		21-2
13811-93950			7-7	15410-94350	19-8
			8-7		20-8
			9-7		22-8
			10-7	15410-94400	18-4
			11-7		19-1
13812-93900			7-8		20-1
			8-8		21-4
			9-8		22-1
			10-8	15413-87D10	18-6
			11-8		19-3
					20-3
					21-6
					22-3
				15430-87D10	18-5
					19-2
					20-2
					21-5
					22-2
				17400-90L01	23-20
					24-20
					25-20
					26-20
					27-20
				17411-94J00	23-1
					24-1
					25-1
					26-1
					27-1
				17413-94J10	23-2
					24-2
					25-2
					26-2
					27-2
				17417-93910	23-18
					24-18
					25-18
					26-18
					27-18
				17461-939M0	23-3
					24-3
					25-3
					26-3
					27-3
				17471-99J10	23-4
					24-4
					25-4
					26-4
					27-4
				17472-90L00	23-5
					24-5
					25-5
					26-5
					27-5
				17473-94J00	23-6
					24-6
					25-6
					26-6
					27-6
				17561-90L00	23-7-2
					24-7

PART NO.	FIG.NO.-REF.NO.	PART NO.	FIG.NO.-REF.NO.	PART NO.	FIG.NO.-REF.NO.
17561-90L10	25-7-2	18132-89L00	28-5	21126-92D00	39-6
	26-7-2	18142-93E00	28-4		40-6
	27-7-2	18210-95L00	28-6		41-6
	23-7-1	18280-93E00	28-7		42-6
	25-7-1	18290-90L00	28-9		43-6
17563-93900	26-7-1	18498-94JL0-230	18-8	21126-95L00	39-7
	27-7-1		21-8		40-7
	23-19	19121-90L01	29-1		41-7
	24-19		30-1		42-7
	25-19		31-1		43-7
17563-94J00	26-19		32-1	21131-96010	79-7
	27-19		33-1		80-7
	23-8	19132-94501	29-12		81-7
	24-8		32-10		82-7
	25-8	19132-95500	30-10		83-7
17564-93900	26-8		31-10	21221-95L00	39-4
	27-8		33-10		40-4
	23-9	19141-90L00	29-2		41-4
	24-9		32-2		42-4-1
	25-9	19141-93960	30-2		42-4-2
17631-99J20	26-9		31-2		43-4
	27-9		33-2		61-7
	23-10	19811-95L00	29-3		62-7
	24-10		30-3		63-7
	25-10		31-3		64-11
17632-99J30	26-10		32-3		65-7
	27-10		33-3	21313-93900	42-9
	23-11	19812-95L00	29-4		95-2
	24-11		30-4	22511-99011	67-2
	25-11		31-4	23111-95L00	39-2
17670-93953	26-11		32-4		40-2
	27-11		33-4		41-2
	2-16				42-2
17670-93962	3-16				43-2
	1-16			23131-93900	74-17
17670-94402	4-16				75-17
	5-16				76-17
	1-13				77-17
	2-13				78-17
	3-13			23211-95L00	39-3
17681-90L10	4-13	21110-90L01	39-1		40-3
	5-13		40-1		41-3
	1-14		41-1		42-3
	2-14		42-1		43-3
	3-14		43-1	23213-95L00	39-5
17685-91D00	4-14	21117-95L00	74-18		40-5
	5-14		75-18		41-5
	28-1		76-18		42-5
18100-90L10					43-5
18121-94JL0					43-5
18130-93E01				23311-95J00	34-1

PART NO.	FIG.NO.-REF.NO.	PART NO.	FIG.NO.-REF.NO.	PART NO.	FIG.NO.-REF.NO.
25111-90L00	35-1		51-8	32590-93900	97-2
	36-1		52-8	32800-95D01	60-1
	37-1		53-8		96-2
	38-1		54-8	32801-93903	96-1
	34-2-1	29440-93J00	67-24	32900-90L00	55-1
25111-90L10	36-2-1				58-1
	37-2-1			32900-90L01	56-1
	38-2-1				57-1
	34-2-2				59-1
	35-2			32915-95L00	55-3
25211-99JL0	36-2-2	31100-89E01	49-1		56-3
	37-2-2	31131-89E00	49-5		57-3
	38-2-2	31132-89E00	49-6		58-3
	34-5	31135-92D10	49-7		59-3
	35-5	31281-92D10	49-9	32916-92L00	64-14
25215-90L00	36-5	31310-92D10	49-2		95-5
	37-5	31312-92D10	49-4	33410-95L00	55-4
	38-5	31320-89E00	49-3		56-4
	34-6	31360-92D10	49-8		57-4
	35-6	31800-94401	49-13		58-4
25311-99J00	36-6	31805-95501	49-14		59-4
	37-6	31911-90L00	49-10	33446-98E20	62-10
	38-6	32101-93930	51-1		63-10
	34-3		52-1		65-10
	35-3		53-1-2	33510-90L00	55-7
29125-93J10	36-3		54-1		58-7
	37-3	32101-95L00	50-1	33510-95520	56-7
	38-3		53-1-1		57-7
	68-27	32102-90L00	53-2-2		59-7
	69-27	32102-95L00	50-2	33800-95L00	95-1
29141-93J00	70-27		51-2	33810-92D00	60-3
	71-27		52-2		95-3
	72-27		53-2-1	33811-96300	60-4
	23-13		54-2		95-4
	24-13	32140-93900	50-10	33820-93900	60-5
29162-93J10	25-13		51-10		95-6
	26-13		52-10	33833-91J00	60-8
	27-13		53-10		95-7
	34-7		54-10	36610-93901	60-9
	35-7	32200-93910	50-13		95-8
29404-93J10	36-7		51-13	36612-93900	74-19
	37-7		52-13		75-19
	38-7		53-13		76-19
	66-13		54-13		77-19
	68-23	32390-90L00	50-6		78-19
32500-95722	69-23		51-6	36615-96300	55-9
	70-23		52-6		58-9
	71-23		53-6	36630-93901	97-7
	72-23		54-6	36631-94300	97-8
	50-8		97-1	36634-93910	96-11

PART NO.	FIG.NO.-REF.NO.	PART NO.	FIG.NO.-REF.NO.	PART NO.	FIG.NO.-REF.NO.
36740-93901	60-6	39602-93900	96-12	52111-95L00-0EP	68-5-1
36740-95253	96-3	39603-94400	96-13		70-5-1
36894-95201	68-26	39669-94400	74-16		71-5-1
	69-26		75-16		72-5-1
	70-26		76-16	52111-95L10-0EP	68-5-2
	71-26		77-16		69-5
	72-26		78-16		70-5-2
36990-87D00	96-16				71-5-2
37132-93700	96-5				72-5-2
37161-95L00	60-10			52113-93910	17-6-2
	95-9			52113-95L00	17-6-1
37163-89L00	61-8			52117-94400	68-6
	64-12				69-6
37721-96354	64-1				70-6
	95-10				71-6
37725-94302	64-2	41111-99J00-0EP	66-1		72-6
	95-11	41112-95L00	66-17	54121-92D00	68-7
37726-94402	64-3	41121-99J00-0EP	66-2		69-7
	95-12	41210-89E11	66-18		70-7
37800-93954	62-9	41211-89E10	66-3		71-7
	63-9	41212-91J00	66-4		72-7
	65-9	41213-94J01	66-5	54125-93901	68-14
37801-98300	61-6	41225-89L00	67-10		69-14
	62-6	41411-95L00-0EP	67-28		70-14
	63-6	43111-99J60-0EP	67-1		71-14
	64-10	43112-95L00	68-28		72-14
	65-6		70-28	54130-93901	68-9
	96-6		71-28		69-9
37823-97J00	61-4		72-28		70-9
	62-4	43211-99J00	67-6		71-9
	63-4	43411-939L0	67-20		72-9
	64-8	43412-93900	67-21	54137-90L00	68-8
	65-4	43711-99J00	67-3		69-8
37826-97J00	61-5	43750-95L00-0EP	67-4		70-8
	62-5	45212-95L00	67-18		71-8
	63-5	45231-89L00	67-8		72-8
	64-9	45241-89L00	67-9	54151-93900	68-10
	65-5	45247-99J00	67-19		69-10
37830-90L00	61-3	45250-89L03	67-11		70-10
	62-3	45261-95L00	67-13		71-10
	63-3	45420-99J00	66-14		72-10
	64-7	45425-94J00	66-15	54167-93900	68-15
	65-3	45710-99J10	67-25		69-15
37835-95D00	61-1	45722-94J11	67-27		70-15
	62-1				71-15
	63-1				72-15
	64-5			54211-90L10-0EP	68-12
	65-1				69-12
39600-93910	96-9				70-12
39601-95D00	96-10				71-12

PART NO.	FIG.NO.-REF.NO.	PART NO.	FIG.NO.-REF.NO.	PART NO.	FIG.NO.-REF.NO.
	72-12		48-8		46-18
54213-93901	68-25	57510-90L00	44-9		47-18
	69-25		45-9	59800-90L00	48-18
	70-25		46-9		79-11
	71-25		47-9		80-12
	72-25		48-9		81-12
54221-90L10-0EP	68-13	57521-90L00	44-10		82-11
	69-13		45-10		83-12
	70-13		46-10		
	71-13		47-10		
	72-13		48-10		
55100-99J40-0EP	73-1	57610-99JL0	44-14		
55321-87J00	73-6-1		45-14		
55321-87J10	73-6-2		46-14		
55321-90L00	68-3		47-14		
	69-3		48-14	61110-95L00-0EP	74-1
	70-3	57621-90L10	44-15		75-1
	71-3		45-15		76-1
	72-3		46-15		77-1
55331-99J10	73-21		47-15		78-1
55332-90L00	44-25		48-15	61112-95L10	74-2
	45-25	57631-93901	44-19		75-2
	46-25		45-19		76-2
	47-25		46-19		77-2
	48-25		47-19		78-2
55332-99J10	73-22		48-19	61113-95L00	74-3
56120-99J40-0EP	73-10	57632-94J00	73-17		75-3
56130-90L00	44-21	57632-98501	44-20		76-3
	45-21		45-20		77-3
	46-21		46-20		78-3
	47-21		47-20	61151-91J11	74-14
56132-99J10	48-21		48-20		75-14
	44-23	58100-89L00-019	73-15-1		76-14
	45-23	58100-89L30-019	73-15-2		77-14
	46-23	58100-89L40-019	73-15-3		78-14
	47-23	58100-90L40-019	73-15-4	61400-95L00-0EP	79-1
	48-23	58100-90L50-019	73-15-5		80-1
57100-90L30	44-1-2	58100-90L60-019	73-15-6		81-1
	45-1	58120-89L00	73-16		82-1
	46-1-2	59178-97J00	73-8		83-1
	47-1-2	59412-91J00	19-7	61433-95L00	79-2
	48-1-2		20-7		80-2
57100-90L40	44-1-1		22-7		81-2
	46-1-1	59441-94J00	44-17		82-2
	47-1-1		45-17		83-2
	48-1-1		46-17	61435-95L00	79-8
57311-90L00	44-8		47-17		80-8
	45-8		48-17		81-8
	46-8	59441-99J00	44-18	61435-95L10	82-8
	47-8		45-18		83-8

PART NO.	FIG.NO.-REF.NO.	PART NO.	FIG.NO.-REF.NO.	PART NO.	FIG.NO.-REF.NO.
61443-95L00	79-5	63115-95L00	85-3	63240-95L00	85-15
	80-5		86-3		86-15
	81-5		87-3		87-15
	82-5		88-3		88-15
	83-5		84-5		84-10
61449-93921	80-9	63115-96310	85-5	63241-92D00	85-10
	81-9		86-5		86-10
	83-9		87-5		87-10
61453-95L00	79-6	63118-94300	88-5	63241-95L00	88-10
	80-6		84-4		84-11
	81-6		85-4		85-11
61458-89L00	82-6	63118-94300	86-4	63241-95L00	86-11
	83-6		87-4		87-11
	79-9		88-4		88-11
	80-10		84-23-1		84-12
	81-10		85-23-1		85-12
61472-94J00	82-9	63118-94310	86-23-1	63610-91L00	86-12
	83-10		87-23-1		87-12
	28-11		88-23-1		88-12
61610-90L00	74-4	63121-95L00-0EP	84-23-2	63625-93900	84-6
	75-4		85-23-2		85-6
	76-4		86-23-2		86-6
	77-4		87-23-2		87-6
	78-4		88-23-2		88-6
61616-93EL0	74-5	63210-91J10	84-1	65000-95D01	84-22
	75-5		85-1		85-22
	76-5		86-1		86-22
	77-5		87-1		87-22
	78-5		88-1		88-22
61622-90L00	79-3	63210-93E30	85-19	65318-93910	90-1
	80-3		86-19		91-1
	81-3		88-19		92-1
	82-3		84-19		89-1
	83-3		87-19		91-15
61642-95L00	74-6	63215-93110	84-21	65520-95D00	90-2
	75-6		85-21		91-2
	76-6		86-21		92-2
	77-6		87-21		89-2
	78-6		88-21		89-3
61827-94J01	74-12	63220-91L00	84-9	65561-95D00	90-3
	75-12		85-9		91-3
	76-12		86-9		92-3
	77-12		87-9		90-8
	78-12		88-9		92-8
63111-95L00-0EP	84-7	63223-89J00	85-17	65700-94416	93-6
	87-7		86-17		94-6
	85-7		88-17		93-12
63111-95L10-0EP	86-7	63223-92D00	84-17	65700-94433	94-12
	88-7		87-17		89-8
	84-3		84-15		65700-96362

PART NO.	FIG.NO.-REF.NO.	PART NO.	FIG.NO.-REF.NO.	PART NO.	FIG.NO.-REF.NO.
65720-94403	93-1	65890-95D00	94-16	01550-06127	31-9
	94-1		90-5		32-9
65720-955L0	93-2	65890-99100	91-5	01550-06127	33-9
	94-2		92-5		29-8
65720-985L1	89-13	65892-95D00	89-5	01550-06167	30-8
	90-13		89-6		31-8
	91-13		90-6		32-8
65740-95D01	92-13	68110-89L00	91-6	01550-06167	33-8
	90-7		92-6		61-2
	91-7		79-12		62-2
65740-99100	92-7	68111-99J00	80-13	01550-06207	63-2
	89-7		81-13		64-6
	65750-94404		93-13		82-12
65750-95500	94-13	69711-93E10	83-13	01550-06257	55-2
	89-9		79-10		56-2
	90-9		80-11		57-2
65750-98505	91-9	90000	81-11	01550-06307	58-2
	92-9		82-10		59-2
	93-7		83-11		64-4
	94-7		28-10		28-8
	89-10		28-10		49-11
65763-95L00	90-10	99000-81159-50M	28-12	01550-06357	55-6
	91-10		79-13		56-6
	92-10		82-13		57-6
65770-90J11	89-16	99011-90L40-063	80-14	01550-06357	58-6
	93-18		81-14		59-6
	94-18		83-14		1-12
65770-90L01	93-8	99011-90L50-063	80-14	01550-06357	2-12
	94-8		81-14		3-12
	90-11		83-14		4-12
65770-99J01	92-11	00000	81-14	01550-06907	5-12
	89-12		83-14		1-15
	91-12		89-12		2-15
	89-11		91-12		3-15
	65781-98500		90-12		90-12
65830-95500	91-11	01421-06307	91-11	01550-06907	5-15
	92-12		7-16		7-6
	93-14		8-18		8-6
	94-14		9-18		9-6
	93-9		10-16		10-6
65831-95D00	93-15	01550-05127	11-18	01550-08257	11-6
	94-9		8-15		7-14
	94-15		9-15		8-16
	89-4		11-15		9-16
	90-4		29-9		10-14
65842-94401	91-4	01550-05167	8-15	01560-06457	11-16
	92-4		9-15		49-12
	93-10		11-15		1-7
	93-16		30-9		2-7
	94-10				3-7

PART NO.	FIG.NO.-REF.NO.	PART NO.	FIG.NO.-REF.NO.	PART NO.	FIG.NO.-REF.NO.		
01560-06657	4-7	03141-0416A	23-12		51-12		
	5-7		24-12		51-15		
	1-6		25-12		52-12		
	2-6		26-12		52-15		
	3-6		27-12		53-12		
01560-08457	4-6	03542-05169	7-9		53-15		
	5-6		8-9		54-12		
	1-8		9-9		54-15		
	2-8		10-9		95-16		
	3-8		11-9		97-5		
	4-8		79-4		08322-01057	29-11	
01580-08407	5-8		80-4	08322-01067	97-6		
	1-3		81-4		09100-06177	66-10	
	2-3		82-4		09100-08232	67-22	
	3-3		83-4		09100-08310	68-17	
	4-3		1-5		09100-10320	66-7	
5-3	2-5	69-17					
42-10	3-5	70-17					
95-13	4-5	71-17					
29-10	5-5	72-17					
02112-05167	50-9	08110-60020	44-2	09103-06281	73-7		
	51-9		45-2		09108-06141	23-14	
	52-9		46-2		24-14		
	53-9		47-2		25-14		
	54-9		48-2		26-14		
02112-05207	50-11	08110-60050	73-11		27-14		
	50-14		08310-00057		29-14	09111-10067	67-26
	51-11				29-15	09116-06225	39-8
	51-14				30-12		40-8
	52-11				31-12		41-8
02112-06127	52-14	08310-00067	32-12		42-8		
	53-11		33-12		43-8		
	53-14		42-11		68-4		
	54-11		95-15		69-4		
	54-14		49-16		70-4		
	7-4		97-4		71-4		
	8-4		08316-10067		7-17	72-4	
	9-4				8-19	74-9	
	10-4				9-19	75-9	
	11-4				10-17	76-9	
02112-35127	49-15	08316-10087	11-19		77-9		
	60-2		18-7		78-9		
	96-7		19-4		09116-06227	73-14	
02142-05257	74-13		20-4	09116-06229	44-24		
	75-13		21-7		45-24		
	76-13		22-4		46-24		
02142-06167	77-13	08321-0105A	96-8		47-24		
	78-13		08321-01067		49-17	48-24	
	97-3				50-12	09116-06232	17-3
	95-14				50-15		68-24

PART NO.	FIG.NO.-REF.NO.	PART NO.	FIG.NO.-REF.NO.	PART NO.	FIG.NO.-REF.NO.	
09116-08151	69-24	09126-06022	50-7		37-8	
	70-24		51-7		38-8	
	71-24		52-7		66-11	
	72-24		53-7		67-14	
	73-5		54-7		74-11	
09116-08152	84-2	09140-06020	74-10		75-11	
	85-2		75-10		76-11	
	86-2		76-10		77-11	
	87-2		77-10		78-11	
	88-2		78-10		09160-08082	67-23
	68-21		09140-08023-XC0		68-19	68-20
09116-08154	69-21		69-19		69-20	
	70-21		70-19		70-20	
	71-21		71-19		71-20	
	72-21		72-19		72-20	
	68-16		09140-10032		89-14	09160-08084
09118-08168	69-16		90-14		69-22	
	70-16		91-14		70-22	
	71-16		92-14		71-22	
	72-16		93-4		72-22	
	68-1		94-4		09160-10082	66-9
09118-08170	69-1	09140-12038	93-3		09160-10159	89-15
	70-1		94-3		90-15	
	71-1		50-3		91-16	
	72-1		51-3		92-15	
	68-18		52-3		09160-12066	73-19
09118-08172	69-18		53-3		09160-12067	93-5
	70-18		54-3		94-5	
	71-18		73-18		09160-14052	50-4
	72-18		09148-06008		7-13	51-4
	68-2		09159-10050		10-13	52-4
09119-05010	69-2	09160-06066	66-8		53-4	
	70-2		7-15		54-4	
	71-2		8-17		09160-17024	44-11-1
	72-2		9-17		45-11-1	
	29-13		10-15		46-11-1	
09125-05046	30-11		11-17		47-11-1	
	31-11		29-7		48-11-1	
	32-11		30-7		09160-17025	44-11-3
	33-11		31-7		45-11-3	
	84-14		32-7		46-11-3	
09126-06015	85-14	09160-06082	33-7		47-11-3	
	86-14		23-15		48-11-3	
	87-14		24-15		09160-17026	44-11-5
	88-14		25-15		45-11-5	
	84-18		26-15		46-11-5	
09160-06082	85-18		27-15		47-11-5	
	86-18		34-8		48-11-5	
	87-18		35-8		09160-17027	44-11-7
	88-18		36-8		45-11-7	

PART NO.	FIG.NO.-REF.NO.	PART NO.	FIG.NO.-REF.NO.	PART NO.	FIG.NO.-REF.NO.
09160-17028	46-11-7	09160-21L01	45-6	09181-20251	46-5-7
	47-11-7		46-6		47-5-7
	48-11-7		47-6		48-5-7
	44-11-9		48-6		44-5-1
09160-17039	45-11-9	09160-25040	44-12-4	09181-25160	45-5-1
	46-11-9		45-12-4		46-5-1
	47-11-9		46-12-4		47-5-1
	48-11-9		47-12-4		48-5-1
09160-17040	44-11-2	09160-25041	48-12-4	09181-25162	44-12-1
	45-11-2		44-12-5		45-12-1
	46-11-2		45-12-5		46-12-1
	47-11-2		46-12-5		47-12-1
09160-17041	48-11-2	09160-25042	47-12-5	09181-25164	48-12-1
	44-11-4		48-12-5		44-12-2
	45-11-4		44-12-6		45-12-2
	46-11-4		45-12-6		46-12-2
09160-17042	47-11-4	09160-27013	46-12-6	09181-25181	47-12-2
	48-11-4		47-12-6		48-12-2
	44-11-6		48-12-6		44-12-3
	45-11-6		67-5		45-12-3
09160-20027	46-11-6	09160-36003	6-18	09200-05014	46-12-3
	47-11-6	09160-46004	6-19		47-12-3
	48-11-6	09161-04012	74-7		48-12-3
	44-11-8		75-7		44-12-7
09160-20042	45-11-8		76-7	09200-06061	45-12-7
	46-11-8		77-7		46-12-7
	47-11-8		78-7		47-12-7
	48-11-8	09163-06001	84-20		48-12-7
09160-20043	44-4		85-20	09200-06061	67-15
	45-4		86-20	09202-04008	67-16
	46-4		87-20		23-17
	47-4	09180-06357	88-20		24-17
09160-20044	48-4	09181-15156	66-12	09202-04025	25-17
	44-5-2		44-13		26-17
	45-5-2		45-13		27-17
	46-5-2		46-13		44-16
09160-20045	47-5-2		47-13	09202-06019	45-16
	48-5-2		48-13		46-16
	44-5-3	09181-20244	44-5-5		47-16
	45-5-3		45-5-5		48-16
09160-20046	46-5-3		46-5-5	09204-01002	68-11
	47-5-3		47-5-5		69-11
	48-5-3		48-5-5		70-11
	44-5-4	09181-20246	44-5-6		71-11
09160-20052	45-5-4		45-5-6	09204-02004	72-11
	46-5-4		46-5-6		73-4
	47-5-4		47-5-6		67-17
	48-5-4		48-5-6		73-20
09160-21009	6-10	09181-20248	44-5-7	09205-02004	34-4
	44-6		45-5-7		35-4

PART NO.	FIG.NO.-REF.NO.	PART NO.	FIG.NO.-REF.NO.	PART NO.	FIG.NO.-REF.NO.		
09205-02006	36-4	09289-17L02	73-13	09407-10403	22-13		
	37-4		09289-30L01		6-15	96-14	
	38-4		09306-10023		67-12	61-9	
	29-5		09352-70113-600		19-10	62-8	
09205-03038	30-5	09355-45855-600	20-10	09407-14403	63-8		
	31-5				22-10	64-13	
	32-5				13-14	65-8	
	33-5				14-14	55-5	
09205-06021	84-8	09355-50108-130	16-14	09407-25402	56-5		
	85-8				19-5	57-5	
	86-8				20-5	58-5	
	87-8				22-5	59-5	
09248-08001	88-8	09355-50108-250	19-6	09420-03009	74-20		
	66-6				20-6	75-20	
	73-9				22-6	76-20	
	73-3		09380-15001		44-3	77-20	
09262-25003	6-16	09262-25L09	45-3	09420-04008	78-20		
	6-5		09263-14022		46-3	96-15	
	73-2		09263-17L03		47-3	23-16	
	6-9		09263-20L03		48-3	24-16	
09263-20L04	44-7	09263-20L04	6-4	09381-14001	25-16		
	45-7		09385-04003		29-6	26-16	
	46-7				30-6	27-16	
	47-7				31-6	50-5	
09280-06012	48-7	09280-06012	32-6	09440-12027	51-5		
	34-9				33-6	52-5	
	35-9				74-8	53-5	
	36-9				75-8	54-5	
09280-09012	37-9	09280-09012	76-8	09385-04004	84-16		
	38-9				77-8	85-16	
	34-10				78-8	86-16	
	35-10				84-13	87-16	
09280-57002	36-10	09280-57002	85-13	09411-17001	88-16		
	37-10				86-13	66-16	
	38-10				87-13	60-7	
	73-12				88-13	96-4	
09282-12L04	6-21	09282-12L04	18-3	09482-00533	55-8		
	44-22		09401-08410		19-11	58-8	
	45-22				20-11	09482-00534	56-8
	46-22				21-3	57-8	
09282-13L01	47-22	09282-13L01	22-11	09491-20019	59-8		
	48-22				93-11	16-29	
	67-7				93-17	13-29	
	6-17		09283-25035		94-11	12-13	
09283-25075	6-20	09283-25075	94-17	09491-25014	15-13		
	34-11				19-12	14-29	
	35-11		09401-11403		20-12	09492-40010	14-2
	36-11				22-12	09492-50008	16-2
09289-06L02	37-11	09289-06L02	19-13	09403-13408	13-2		
	38-11				20-13	09492-55009	13-2
						09492-57003	12-2



## **SUZUKI DT9.9A/15A PARTS CATALOGUE**

---

SUZUKI MOTOR CORPORATION All rights reserved

No part of this document may be reproduced or transmitted in any form or by any means, electronic or mechanical, for any purpose, without the express written permission of Suzuki Motor Corporation.

SUZUKI MOTOR CORPORATION

Technical Readiness Group, Automobile Field Quality Assurance Department, Quality Control  
300 Takatsuka, Minami, Hamamatsu, Japan

---

Reprint Prohibited



**SUZUKI MOTOR CORPORATION**

---