

NSS300A

Jumbo-jp.com

NSS300A_H

PARTS CATALOGUE

1

Jumbo-jp.com

FOREWORD INDEX

1

ENGINE GROUP

2

FRAME GROUP

3

PART NUMBER INDEX

4

PART NAME INDEX

5

Yumbo-jp.com

Instruction for use of parts catalogue

- **This parts catalogue has been created as of October 10, 2016.**
 - Since this date, the sales practice for repair parts may have been changed or the parts may have been eliminated (listed for those not for sale).
 - The modified information is reflected on the latest Electronic Parts Catalogue (EPC). Also, refer to the parts catalogue news for any change.
 - See the parts catalogue news for any revision that is made after October 10, 2016.
- **Always specify the part number when ordering a part.**
 - Check the model, type, serial numbers, color, maker, and the size as needed before ordering a part.
 - Note that the illustrations (part drawings) can differ from the actual parts in shape. They are given just to help you to refer to the parts.
- **When modifications or additions to this parts catalogue are made, a revised edition will be issued at an appropriate time, with successively progressing revision numbers on the cover. We recommend obtaining such revisions in order to keep your parts catalogue up-to-date at all times. To check whether a parts catalogue revision has been issued, please contact your Honda distributor.**

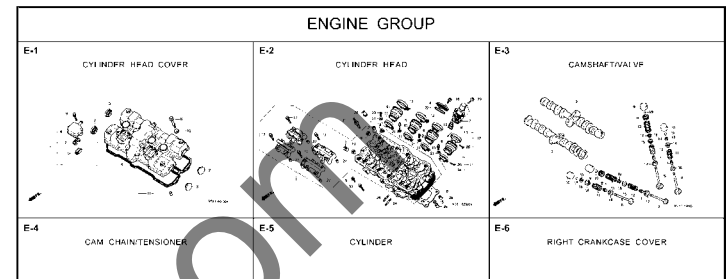
Initial version issue date
October 10, 2016
Honda Motor Co., Ltd.

CONTENTS

	Page
● Instruction for use of parts catalogue	1
● How to refer to the part information	2
● Part catalogue structure	3
● When the parts were revised	5
● Abbreviations used in the parts catalogue	5
● Part block and serial number check	6
● Color label attachment position check	6
● Models, parts catalogue codes and applicable serial numbers	7
● Color label	8
● Color chart	9
● Fuel hose, general purpose hoses and vinyl hose	13
● FLAT RATE SERVICE TIME	17
● Illustrated index	22
● ENGINE GROUP	29
● FRAME GROUP	52
● PART NO. INDEX	104
● PART NAME INDEX	108

How to refer to the part information

A Reference with "Illustrated index"

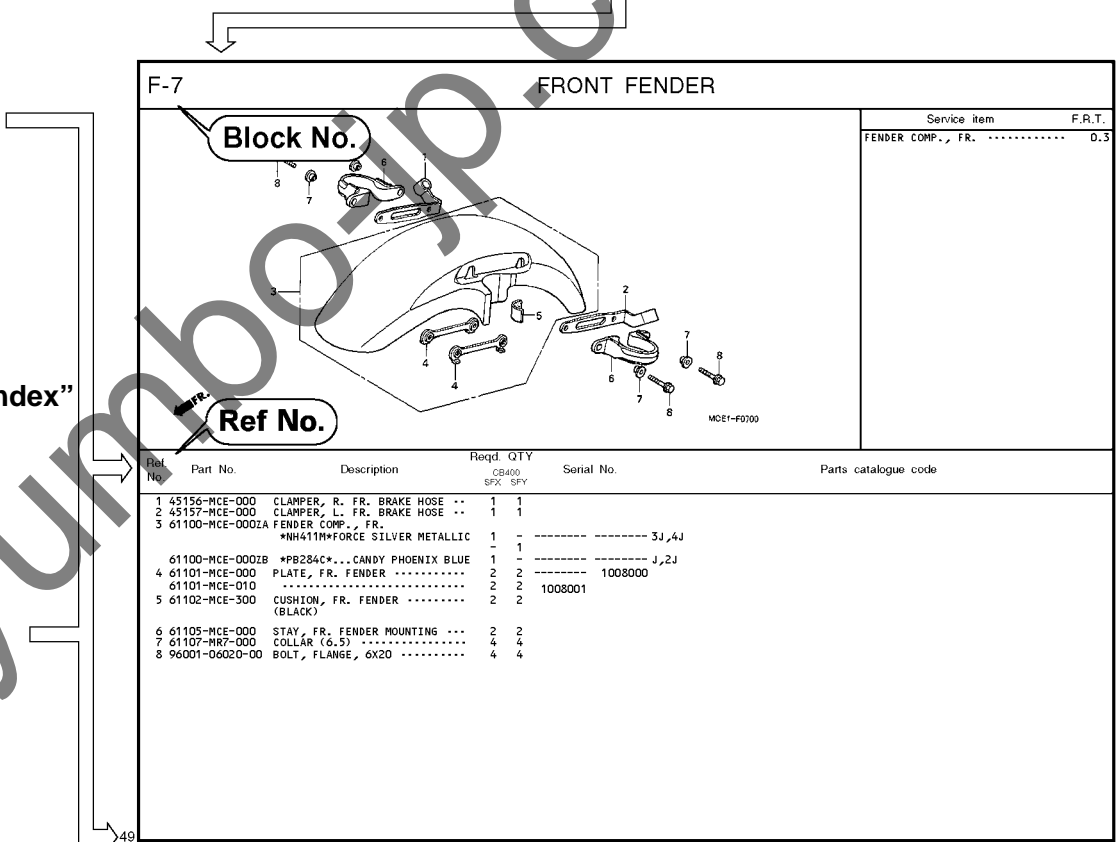


B Reference with "Part number index"

PART NO. INDEX			
Part Number	Page	Ref.	
04000			13323-MY9-751 28 10
			13324-MY9-751 28 10
04911-MCE-000	26	1	13325-MY9-751 28 10
			13327-MY9-751 28 10
06000			14000
06405-MY5-P00	67	3	14100-MCE-000 13 2
06405-MY5-P10	67	3	14200-MCE-000 13 3
06410-MY9-860	56	1	14321-MCE-000 16 2
06435-MCE-006	55	1	14401-MCE-003 16 3
06451-166-405	51	2	14510-MCE-000 16 4
06451-443-405	55	2	14520-MY9-691 16 5
06451-MA7-405	51	1	14524-MY9-690 16 6
06455-MCE-006	51	3	14546-MCE-000 16 7
			14620-MY9-691 16 8
11000			14711-MCE-000 13 4
11210-MCE-000	25	1	14712-MCE-000 13 5
11330-MCE-305	18	1	14721-MCE-000 13 6
11333-RT3-000	22	1	14722-MCE-000 13 7
11335-MCE-000	18	2	14730-MCE-000 13 8
11360-MCE-000	23	1	14731-MCE-000 13 9
11365-MCE-000	23	2	14731-MY9-751 13 10
11396-MY9-000	18	3	14751-MY2-000 13 11
11631-MCE-000	21	1	14751-MCE-000 13 12
11691-MY9-000	21	2	14761-MCE-000 13 13

C Reference with "Part name index"

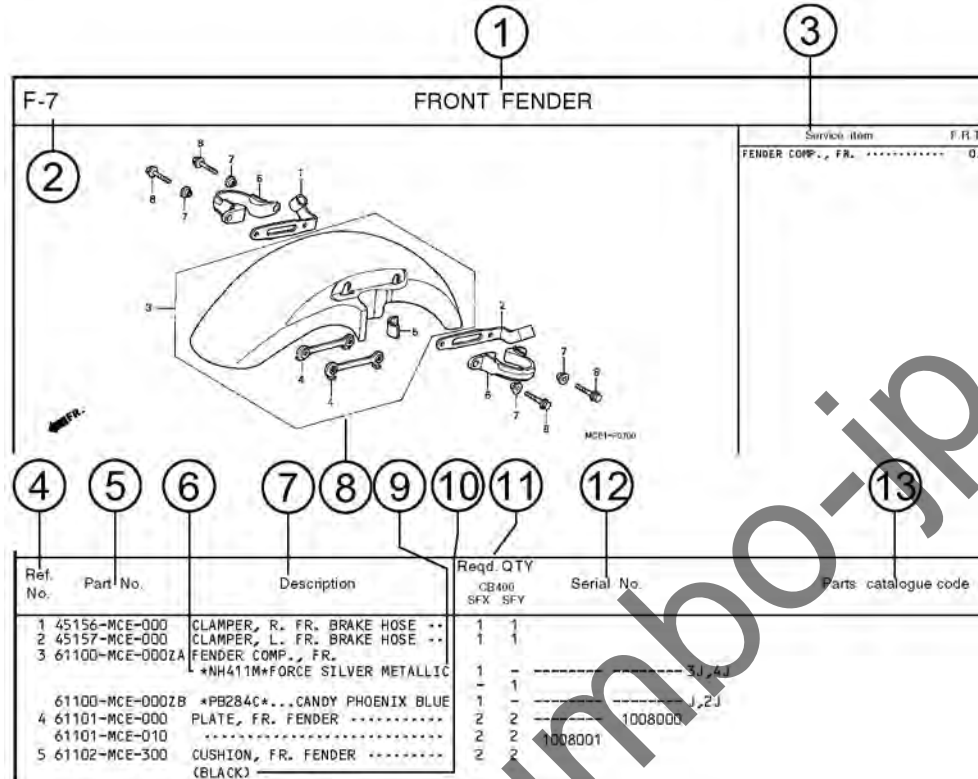
PART NAME INDEX			
Part name	Page	Ref.	Pe
[A]			
ADJUSTER, CHAIN	67	5	BOLT, CHANGE
ARM COMP., GEAR CHANGE	64	3	BOLT, CLUTCH
ARM, L. MAIN STEP	65	8	BOLT, CONNECT
ARM, L. PILLION STEP	65	12	BOLT, DISK, 2
ARM, R. MAIN STEP	65	5	BOLT, DRAIN F
ARM, R. PILLION STEP	65	11	BOLT, FLANGE
AUTO COOK ASSY., FUEL	73	3	BOLT, FLANGE
AXLE, FR. WHEEL	52	5	BOLT, FLANGE
AXLE, RR. WHEEL	56	3	BOLT, FLANGE
[B]			
BAG, AIR PRESSURE GAUGE	77	4	BOLT, FLANGE
BAG, SERVICE BOOK	77	1	BOLT, FLANGE
BAG, TOOL	77	3	BOLT, FLANGE
BALL, STEEL	65	20	BOLT, FLANGE
BAND A, INSULATOR	11	11	BOLT, FLANGE
BAND B, INSULATOR	11	12	BOLT, FLANGE
BAND, AIR CLEANER CONNECTING TUBE	62	22	BOLT, FLANGE
BAND, U-LOCK	70	3	BOLT, FLANGE
BAND, WIRE	26	14	BOLT, FLANGE
	63	21	BOLT, FLANGE
	74	18	BOLT, FLANGE



Page No.

2000.09.01 E

Part catalogue structure



① Block title ② Block number

③ Service item/Flat rate time

④ Reference number

- Title number marked with the parenthesis or parentheses indicates that it continues from the previous page.

⑤ Part number ⑥ Honda color code

⑦ Description

⑧ As assemblies

- Sections framed with broken lines in the exploded view drawings are available as complete assemblies. (Their individual parts can also be obtained.)

⑨ Color description

⑩ Note

- Notes are shown with the parentheses in the part name column.

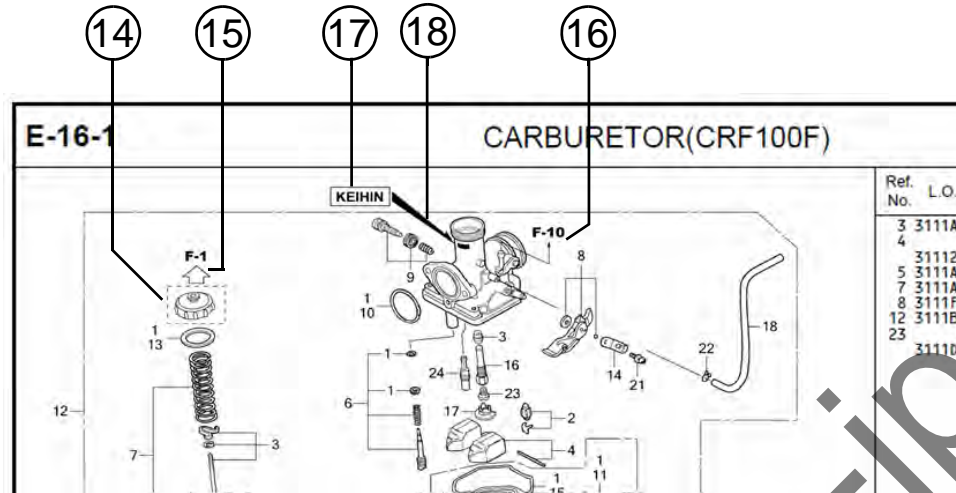
⑪ Required quantity

- Reqd. QTY shown in the parenthesis or parentheses indicates the optional part.
- Reqd. QTY marked with "N" indicates the optional part that should be selected as needed.
- Reqd. QTY indicates the number of the part used in the block.

⑫ Serial number

⑬ Parts catalogue code

- When the parts catalogue code column is blank, it indicates that the part is applicable to all codes.



⑭
 • Parts enclosed within a dotted line are covered in a different block.

⑮
 • A hollow arrow indicates the block No. for the parts enclosed within a dotted line .


⑯
 • A solid arrow indicates the block No. the part in question is connected to.

⑰ **Replacement Identification Information for Designated Part No.**

⑱ **Location of Replacement Identification Information for Designated Part No.**

- If an arrow mark is indicated in 18, the part is incompatible with a different part No.
- Make sure to order the part of the same manufacture, including the component part.
- To make an order, indicate the part No., which includes the symbol displayed on the applicable section of the part to be replaced.

When the parts were revised



Ref. No.	Part No.	Description	Reqd. QTY		Serial No.
			CB400	SFX SFY	
1	45156-MCE-000	CLAMPER, R. FR. BRAKE HOSE ..	1	1	
2	45157-MCE-000	CLAMPER, L. FR. BRAKE HOSE ..	1	1	
3	61100-MCE-000ZA	FENDER COMP., FR. *NH411M*FORCE SILVER METALLIC	1	-	-----3J,4J
	61100-MCE-000ZB	*PB284C*...CANDY PHOENIX BLUE	1	-	-----J,2J
4	61101-MCE-000	PLATE, FR. FENDER (###).....	2	2	-----1008000
	61101-MCE-010	2	2	-----1008001
5	61102-MCE-300	CUSHION, FR. FENDER (BLACK)	2	2	
6	61105-MCE-000	STAY, FR. FENDER MOUNTING ...	2	2	
7	61107-MR7-000	COLLAR (6,5)	4	4	
8	96001-06020-00	BOLT, FLANGE, 6X20	4	4	


The number has been used from the initial model without revision.

When shown at the left side, it is applicable to the models of No.1008001 and the subsequent numbers.

When shown at the right side, it is applicable to the models up to No.1008000.

The parts listed with "###" at the end of the parts name have limited supply period (parts not for sale).

Abbreviations used in the parts catalogue

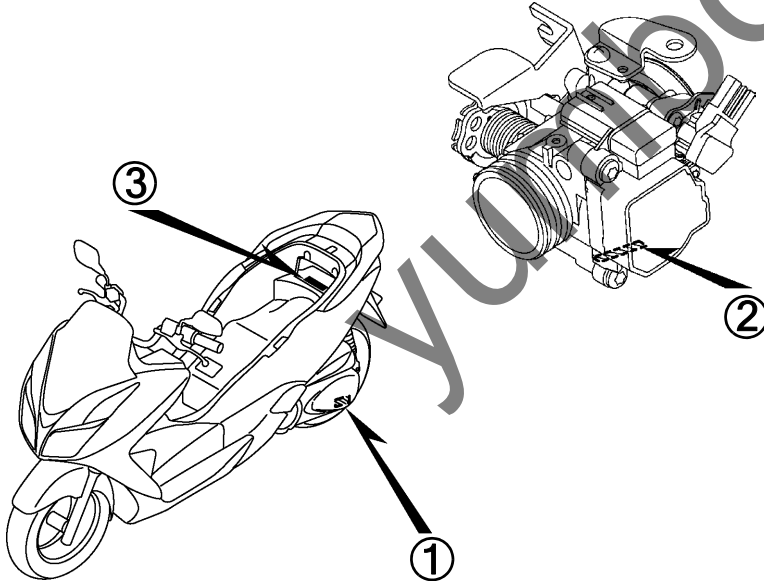
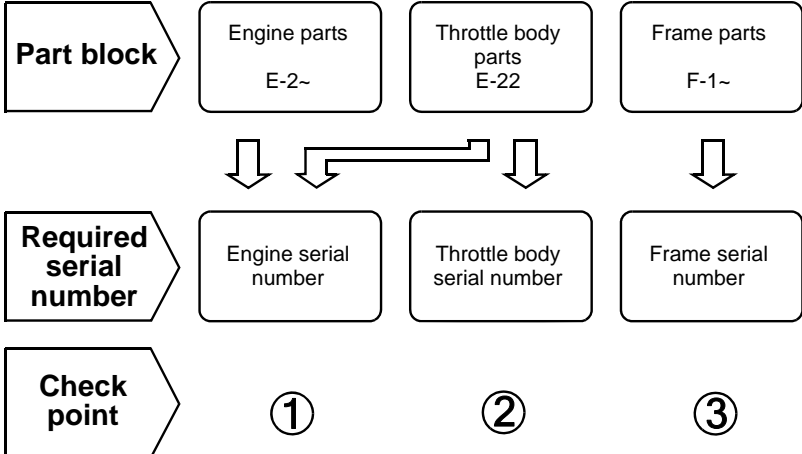


* "L." or "R." in the description of a part stands for the LEFT hand side or the RIGHT hand side. Determine the left or right as if you were in the motorcycle seat.

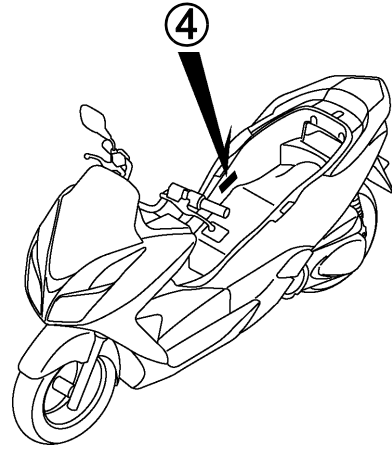
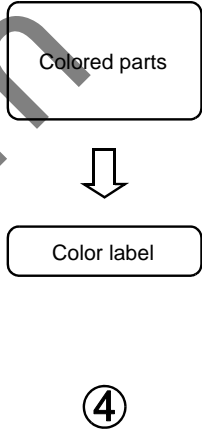
The following abbreviations are used in this parts catalogue.

A	Ampere	L.	Left
ABS	Anti-lock brake system	L (100L) ..	Link (100 Links)
A.C.	Alternating current	L.E.D.	Light emitted diode
A.M.	Attaching mark	MM	Millimeter
ASSY.	Assembly	MPH	Miles per hour
C.D.I.	Capacitive discharge ignition	R.	Right
COMP. ...	Complete	RR.	Rear
D.C.	Direct current	STD.	Standard
EX.	Exhaust	T (22T) ...	Tooth (22 Teeth)
FR.	Front	TCS	Traction control system
G	Gram	T.M.	Transcript mark
HEX.	Hexagonal	V	Volt
IN.	Inlet	W	Watt
KPH	Kilometers per hour	WL	With labelling
		WOL	Without labelling

Part block and serial number check



Color label attachment position check



Models, parts catalogue codes and applicable serial numbers

Models, parts catalogue codes and applicable serial Nos. given in this parts catalogue can be identified as follows.
 Parts with parts catalogue codes are exclusive for models destined for countries designated.
 If no area codes are listed, parts are for common use.

Model	Area code	Type	Applicable engine serial No.	Applicable frame serial No.	Applicable throttle body identification No.
NSS300AH	FO	Taiwan	NF04E-2400001~	MLHNF049*H5300001~	GQBHA A
	KO	Korea		MLHNF04K*H5400001~	

* Of carburetor/throttle body identification numbers, only the portions underlined in the example below are used for registration.

GQBHA A KC ア

1

Color label

- When ordering parts, check the model name, main color, and code by observing the "COLOR LABEL" on the vehicle.
- When ordering a colored part, use the color chart in the instruction for use of parts catalogue.

VFR800FIW COLOR R-157 CODE R157		MODEL		VFR800FIW				
		COLOR		Sparkling silver metallic	Mute black metallic	Applicable model		Applicable block No.
No.	CODE		NH-295M	NH-359M	Initial applicable model	Final applicable model		
	Name of colored parts	Basic part No.	NH295	NH359				
1								
2								
3								
4								
5								
6								
7								
8								
9								
10								

Color chart

- When ordering a colored part, refer to the chart below and use a part number consisting of the relevant basic part number to which has been added a part color code.

NSS300A (NSS300AH).....FO

No.	MODEL		NSS300AH						
	COLOR		Asteroid black metallic	Pearl himalayas white	Seal silver metallic	Applicable model		Applicable block No.	Ref. No.
	CODE		NH-A35M	NH-A87P	NH-A14M	Initial applicable model	Final applicable model		
	Name of colored parts	Basic part No.	NHA35	NHA87	NHA14				
1	BACKREST COMP.	77210-K04-930	ZA	ZA	ZA			F-24	12
2	COVER SET, L. BODY	83650-K04-A20	ZC	ZB	ZA			F-15	3
3	COVER SET, R. BODY	83550-K04-A20	ZC	ZB	ZA			F-15	1
4	COVER SET, RR. BODY LOWER	83660-K04-930	ZD	ZC	ZA			F-15	4
5	COVER, GRAB RAIL CENTER	84160-K04-930	ZC	ZB	ZD			F-15	10
6	COVER, L. FR. SIDE	64502-K04-930	ZC	ZB	ZD			F-12	5
7	COVER, L. SIDE	64432-K04-930	ZC	ZB	ZD			F-14	10
8	COVER, R. FR. SIDE	64501-K04-930	ZC	ZB	ZD			F-12	4
9	COVER, R. SIDE	64431-K04-930	ZC	ZB	ZD			F-14	9
10	COVER, RR. BODY UPPER	83751-K04-930	ZC	ZB	ZD			F-15	6
11	COVER, RR. GARB RAIL	84150-K04-930	ZC	ZB	ZD			F-15	9
12	EMBLEM, HONDA	86101-K04-930	ZA	ZA	ZA			F-48	2
13	FENDER SET, FR.	61000-K04-970	ZL	ZK	ZH			F-11	1
14	GARNISH SET, SCREEN	64300-K04-930	ZD	ZB	ZF			F-12	1
15	HOLDER, HANDLE PIPE UPPER	53131-K20-900	ZB	ZB	ZB			F-9	5
16	MARK	86831-K04-A20	ZA	ZA	ZA			F-48	5
17	MARK, COMBINED ABS	61105-KVZ-660	ZA	ZB	ZA			F-48	1

NSS300A (NSS300AH).....FO

No.	MODEL		NSS300AH						
	COLOR		Asteroid black metallic	Pearl himalayas white	Seal silver metallic	Applicable model		Applicable block No.	Ref. No.
	CODE		NH-A35M	NH-A87P	NH-A14M	Initial applicable model	Final applicable model		
	Name of colored parts	Basic part No.	NHA35	NHA87	NHA14				
18	MARK, HONDA	87125-MCN-850	ZA	ZA	ZA			F-48	4
19	PANEL, L. FLOOR SIDE	83801-K04-930	ZC	ZB	ZD			F-15	7
20	PANEL, R. FLOOR SIDE	83701-K04-930	ZC	ZB	ZD			F-15	5
21	SEAT ASSY., DOUBLE	77200-K04-930	ZA	ZA	ZA			F-24	8
22	VISOR SET, METER	67100-K04-700	ZA	ZA	ZA			F-12	8
23	WHEEL SUB ASSY., FR.	44650-K04-970	ZA	ZA	ZA			F-20	9
24	WHEEL SUB ASSY., RR.	42650-K04-973	ZA	ZA	ZA			F-22	5

NSS300A (NSS300AH).....KO

No.	MODEL		NSS300AH						
	COLOR		Asteroid black metallic NH-A35M	Pearl himalayas white NH-A87P	Seal silver metallic NH-A14M	Applicable model		Applicable block No.	Ref. No.
	CODE		NHA35	NHA87	NHA14	Initial applicable model	Final applicable model		
	Name of colored parts	Basic part No.							
1	BACKREST COMP.	77210-K04-930	ZA	ZA	ZA			F-24	12
2	COVER SET, L. BODY	83650-K04-930	ZD	ZC	ZA			F-15	3
3	COVER SET, R. BODY	83550-K04-930	ZD	ZC	ZA			F-15	1
4	COVER SET, RR. BODY LOWER	83660-K04-930	ZD	ZC	ZA			F-15	4
5	COVER, GRAB RAIL CENTER	84160-K04-930	ZC	ZB	ZD			F-15	10
6	COVER, L. FR. SIDE	64502-K04-930	ZC	ZB	ZD			F-12	5
7	COVER, L. SIDE	64432-K04-930	ZC	ZB	ZD			F-14	10
8	COVER, R. FR. SIDE	64501-K04-930	ZC	ZB	ZD			F-12	4
9	COVER, R. SIDE	64431-K04-930	ZC	ZB	ZD			F-14	9
10	COVER, RR. BODY UPPER	83751-K04-930	ZC	ZB	ZD			F-15	6
11	COVER, RR. GARB RAIL	84150-K04-930	ZC	ZB	ZD			F-15	9
12	EMBLEM	86831-K04-930	ZA	ZA	ZA			F-48	3
13	EMBLEM, HONDA	86101-K04-930	ZA	ZA	ZA			F-48	2
14	FENDER SET, FR.	61000-K04-970	ZL	ZK	ZH			F-11	1
15	GARNISH SET, SCREEN	64300-K04-930	ZD	ZB	ZF			F-12	1
16	HOLDER, HANDLE PIPE UPPER	53131-K20-900	ZB	ZB	ZB			F-9	5
17	MARK, COMBINED ABS	61105-KVZ-660	ZA	ZB	ZA			F-48	1
18	MARK, HONDA	87125-MCN-850	ZA	ZA	ZA			F-48	4
19	PANEL, L. FLOOR SIDE	83801-K04-930	ZC	ZB	ZD			F-15	7
20	PANEL, R. FLOOR SIDE	83701-K04-930	ZC	ZB	ZD			F-15	5

NSS300A (NSS300AH).....KO

No.	MODEL		NSS300AH						
	COLOR		Asteroid black metallic NH-A35M	Pearl himalayas white NH-A87P	Seal silver metallic NH-A14M	Applicable model		Applicable block No.	Ref. No.
	CODE					Initial applicable model	Final applicable model		
	Name of colored parts	Basic part No.	NHA35	NHA87	NHA14				
21	SEAT ASSY., DOUBLE	77200-K04-930	ZA	ZA	ZA			F-24	8
22	VISOR SET, METER	67100-K04-700	ZA	ZA	ZA			F-12	8
23	WHEEL SUB ASSY., FR.	44650-K04-970	ZA	ZA	ZA			F-20	9
24	WHEEL SUB ASSY., RR.	42650-K04-973	ZA	ZA	ZA			F-22	5

Fuel hose, general purpose hoses and vinyl hose

- The standard part fuel hose, general purpose hose and vinyl hose may be substituted by the coiled bulk part.
- When ordering the standard part fuel hose, general purpose hose and vinyl hose use the bulk part number written in the parts catalogue in brackets () underneath the part name, or use the catalogue below.
(The bulk part standard length is 1 m, however, those displayed in the catalogue < > are available in 3 m and 8 m lengths.)
- When exchanging the hose, cut and use at the specified length as mentioned in the part name.
(For the method of cutting the bulk part, and method of filling out orders etc., please refer to the service manual and the instructions issued with the bulk part.)
- The list below is a catalogue of the standard part numbers and bulk part numbers. Note that those numbers are applicable to the listed replacement parts only.

Fuel hoses/Tubes			
Standard part No.	Bulk part No.	Bulk part	
		Inner diameter (mm)	Length (m)
95001-30xxx-2x	95001-30001-20M	3.0	1
95001-30xxx-3x	95001-30001-30M	3.0	1
95001-30xxx-4x	95001-30001-40M	3.0	1
95001-35xxx-2x	95001-35001-50M <95001-35003-50M>	3.5	1 3
95001-35xxx-3x	95001-35001-60M <95001-35003-60M>	3.5	1 3
95001-35xxx-4x	95001-35001-60M <95001-35003-60M>	3.5	1 3
95001-35xxx-5x	95001-35001-50M <95001-35003-50M>	3.5	1 3
95001-35xxx-6x	95001-35001-60M <95001-35003-60M>	3.5	1 3
95001-45xxx-2x	95001-45001-50M <95001-45003-50M>	4.5	1 3
95001-45xxx-3x	95001-45001-60M <95001-45003-60M> <95001-45008-60M>	4.5	1 3 8
95001-45xxx-4x	95001-45001-60M <95001-45003-60M> <95001-45008-60M>	4.5	1 3 8
95001-45xxx-5x	95001-45001-50M <95001-45003-50M>	4.5	1 3
95001-45xxx-6x	95001-45001-60M <95001-45003-60M> <95001-45008-60M>	4.5	1 3 8
95001-55xxx-2x	95001-55001-50M <95001-55003-50M> <95001-55008-50M>	5.5	1 3 8

Fuel hoses/Tubes			
Standard part No.	Bulk part No.	Bulk part	
		Inner diameter (mm)	Length (m)
95001-55xxx-3x	95001-55001-60M <95001-55003-60M> <95001-55008-60M>	5.5	1 3 8
95001-55xxx-4x	95001-55001-60M <95001-55003-60M> <95001-55008-60M>	5.5	1 3 8
95001-55xxx-5x	95001-55001-50M <95001-55003-50M> <95001-55008-50M>	5.5	1 3 8
95001-55xxx-6x	95001-55001-60M <95001-55003-60M> <95001-55008-60M>	5.5	1 3 8
95001-75xxx-2x	95001-75001-50M <95001-75003-50M>	7.5	1 3
95001-75xxx-3x	95001-75001-60M <95001-75003-60M> <95001-75008-60M>	7.5	1 3 8
95001-75xxx-4x	95001-75001-60M <95001-75003-60M> <95001-75008-60M>	7.5	1 3 8
95001-75xxx-5x	95001-75001-50M <95001-75003-50M>	7.5	1 3
95001-75xxx-6x	95001-75001-60M <95001-75003-60M> <95001-75008-60M>	7.5	1 3 8
95001-80xxx-2x	95001-80001-50M	8.0	1
95001-80xxx-3x	95001-80001-60M	8.0	1
95001-80xxx-4x	95001-80001-60M	8.0	1
95001-80xxx-5x	95001-80001-50M	8.0	1
95001-80xxx-6x	95001-80001-60M	8.0	1

Vinyl tube				
Standard part No.	Bulk part No.	Bulk part		
		Inner dia- meter (mm)	Outer dia-meter (mm)	Length (m)
95003-01xxx-3x	95003-01001-60M <95003-01003-60M>	2.9	6.8	1 3
95003-01xxx-60	95003-01001-60M <95003-01003-60M>	2.9	6.8	1 3
95003-03xxx-3x	95003-03001-60M <95003-03003-60M>	3.0	6.0	1 3
95003-03xxx-60	95003-03001-60M <95003-03003-60M>	3.0	6.0	1 3
95003-05xxx-3x	95003-05001-60M <95003-05003-60M> <95003-05008-60M>	3.5	6.5	1 3 8
95003-05xxx-60	95003-05001-60M <95003-05003-60M> <95003-05008-60M>	3.5	6.5	1 3 8
95003-07xxx-1x	95003-07001-10M <95003-07003-10M> <95003-07008-10M>	4.0	7.0	1 3 8
95003-07xxx-20	95003-07001-10M <95003-07003-10M> <95003-07008-10M>	4.0	7.0	1 3 8
95003-07xxx-3x	95003-07001-60M <95003-07003-60M> <95003-07008-60M>	4.0	7.0	1 3 8
95003-07xxx-60	95003-07001-60M <95003-07003-60M> <95003-07008-60M>	4.0	7.0	1 3 8
95003-07xxx-7x	95003-07001-70M <95003-07003-70M> <95003-07008-70M>	4.0	7.0	1 3 8
95003-08xxx-1x	95003-08001-10M <95003-08003-10M> <95003-08008-10M>	4.5	6.5	1 3 8
95003-09xxx-3x	95003-09001-60M <95003-09003-60M>	4.5	8.0	1 3
95003-09xxx-60	95003-09001-60M <95003-09003-60M>	4.5	8.0	1 3
95003-10xxx-1x	95003-10001-10M <95003-10003-10M>	5.0	8.0	1 3
95003-10xxx-20	95003-10001-10M <95003-10003-10M>	5.0	8.0	1 3
95003-10xxx-3x	95003-10001-60M <95003-10003-60M>	5.0	8.0	1 3
95003-10xxx-60	95003-10001-60M <95003-10003-60M>	5.0	8.0	1 3
95003-11xxx-3x	95003-11001-60M <95003-11003-60M> <95003-11008-60M>	5.0	9.0	1 3 8
95003-11xxx-60	95003-11001-60M <95003-11003-60M> <95003-11008-60M>	5.0	9.0	1 3 8
95003-12xxx-1x	95003-12001-10M <95003-12003-10M> <95003-12008-10M>	5.0	7.0	1 3 8
95003-12xxx-20	95003-12001-10M <95003-12003-10M> <95003-12008-10M>	5.0	7.0	1 3 8

Vinyl tube				
Standard part No.	Bulk part No.	Bulk part		
		Inner dia- meter (mm)	Outer dia-meter (mm)	Length (m)
95003-14xxx-1x	95003-14001-10M <95003-14003-10M>	6.0	9.0	1 3
95003-14xxx-20	95003-14001-10M <95003-14003-10M>	6.0	9.0	1 3
95003-14xxx-3x	95003-14001-60M <95003-14003-60M>	6.0	9.0	1 3
95003-17xxx-1x	95003-17001-10M <95003-17003-10M>	7.0	9.0	1 3
95003-19xxx-1x	95003-19001-10M <95003-19003-10M> <95003-19008-10M>	7.0	11.0	1 3 8
95003-19xxx-20	95003-19001-10M <95003-19003-10M> <95003-19008-10M>	7.0	11.0	1 3 8
95003-19xxx-3x	95003-19001-60M <95003-19003-60M> <95003-19008-60M>	7.0	11.0	1 3 8
95003-19xxx-60	95003-19001-60M <95003-19003-60M> <95003-19008-60M>	7.0	11.0	1 3 8
95003-21xxx-1x	95003-21001-10M <95003-21003-10M>	8.0	9.0	1 3
95003-21xxx-20	95003-21001-10M <95003-21003-10M>	8.0	9.0	1 3
95003-23xxx-1x	95003-23001-10M <95003-23003-10M>	8.0	12.0	1 3
95003-23xxx-20	95003-23001-10M <95003-23003-10M>	8.0	12.0	1 3
95003-23xxx-3x	95003-23001-60M <95003-23003-60M> <95003-23008-60M>	8.0	12.0	1 3 8
95003-23xxx-60	95003-23001-60M <95003-23003-60M> <95003-23008-60M>	8.0	12.0	1 3 8
95003-25xxx-1x	95003-25001-10M <95003-25003-10M>	9.0	11.0	1 3
95003-25xxx-20	95003-25001-10M <95003-25003-10M>	9.0	11.0	1 3
95003-25xxx-3x	95003-25001-60M <95003-25003-60M>	9.0	11.0	1 3
95003-25xxx-7x	95003-25001-70M <95003-25003-70M>	9.0	11.0	1 3
95003-27xxx-1x	95003-27001-10M <95003-27003-10M>	9.0	13.0	1 3
95003-27xxx-20	95003-27001-10M <95003-27003-10M>	9.0	13.0	1 3
95003-27xxx-3x	95003-27001-60M <95003-27003-60M>	9.0	13.0	1 3
95003-27xxx-60	95003-27001-60M <95003-27003-60M>	9.0	13.0	1 3
95003-33xxx-1x	95003-33001-10M <95003-33003-10M>	10.0	14.0	1 3
95003-33xxx-20	95003-33001-10M <95003-33003-10M>	10.0	14.0	1 3

Vinyl tube				
Standard part No.	Bulk part No.	Bulk part		
		Inner dia- meter (mm)	Outer dia-meter (mm)	Length (m)
95003-36xxx-1x	95003-36001-10M <95003-36003-10M> <95003-36008-10M>	11.0	13.0	1 3 8
95003-36xxx-20	95003-36001-10M <95003-36003-10M> <95003-36008-10M>	11.0	13.0	1 3 8
95003-37xxx-3x	95003-37001-60M <95003-37003-60M>	11.0	15.0	1 3
95003-37xxx-60	95003-37001-60M <95003-37003-60M>	11.0	15.0	1 3
95003-38xxx-1x	95003-38001-10M <95003-38003-10M>	12.0	13.0	1 3
95003-38xxx-20	95003-38001-10M <95003-38003-10M>	12.0	13.0	1 3
95003-39xxx-1x	95003-39001-10M <95003-39003-10M>	12.0	14.0	1 3
95003-39xxx-20	95003-39001-10M <95003-39003-10M>	12.0	14.0	1 3
95003-40xxx-20	95003-40001-10M <95003-40003-10M>	12.0	16.0	1 3
95003-40xxx-3x	95003-40001-60M <95003-40003-60M>	12.0	16.0	1 3
95003-40xxx-60	95003-40001-60M <95003-40003-60M>	12.0	16.0	1 3
95003-43xxx-1x	95003-43001-10M <95003-43003-10M> <95003-43008-10M>	13.0	15.0	1 3 8
95003-43xxx-20	95003-43001-10M <95003-43003-10M> <95003-43008-10M>	13.0	15.0	1 3 8
95003-45xxx-1x	95003-45001-10M <95003-45003-10M> <95003-45008-10M>	14.0	18.0	1 3 8
95003-45xxx-20	95003-45001-10M <95003-45003-10M> <95003-45008-10M>	14.0	18.0	1 3 8
95003-50xxx-1x	95003-50001-10M <95003-50003-10M>	16.0	19.0	1 3
95003-50xxx-20	95003-50001-10M <95003-50003-10M>	16.0	19.0	1 3
95003-50xxx-3x	95003-50001-60M <95003-50003-60M>	16.0	19.0	1 3
95003-55xxx-1x	95003-55001-10M <95003-55003-10M>	17.5	20.5	1 3
95003-55xxx-20	95003-55001-10M <95003-55003-10M>	17.5	20.5	1 3
95003-60xxx-1x	95003-60001-10M <95003-60003-10M>	22.0	27.0	1 3
95003-60xxx-20	95003-60001-10M <95003-60003-10M>	22.0	27.0	1 3
95003-60xxx-3x	95003-60001-60M <95003-60003-60M>	22.0	27.0	1 3
95003-60xxx-60	95003-60001-60M <95003-60003-60M>	22.0	27.0	1 3

General purpose hoses			
Standard part No.	Bulk part No.	Bulk part	
		Inner diameter (mm)	Length (m)
95005-11xxx-3x	95005-11001-30M	11.0	1
95005-11xxx-5x	95005-11001-50M	11.0	1
95005-12xxx-1x	95005-12001-10M <95005-12003-10M>	12.0	1 3
95005-12xxx-2x	95005-12001-20M	12.0	1
95005-12xxx-3x	95005-12001-30M	12.0	1
95005-12xxx-5x	95005-12001-50M	12.0	1
95005-14xxx-1x	95005-14001-10M	14.0	1
95005-14xxx-2x	95005-14001-20M <95005-14003-20M>	14.0	1 3
95005-14xxx-3x	95005-14001-30M	14.0	1
95005-14xxx-5x	95005-14001-50M	14.0	1
95005-17xxx-1x	95005-17001-10M	17.0	1
95005-17xxx-2x	95005-17001-20M	17.0	1
95005-17xxx-3x	95005-17001-30M	17.0	1
95005-17xxx-5x	95005-17001-50M	17.0	1
95005-30xxx-3x	95005-30001-30M	3.0	1
95005-30xxx-5x	95005-30001-50M	3.0	1
95005-35xxx-1x	95005-35001-10M <95005-35003-10M> <95005-35008-10M>	3.5	1 3 8
95005-35xxx-2x	95005-35001-20M	3.5	1
95005-35xxx-3x	95005-35001-30M	3.5	1
95005-35xxx-4x	95005-35001-10M <95005-35003-10M> <95005-35008-10M>	3.5	1 3 8
95005-35xxx-5x	95005-35001-50M	3.5	1
95005-45xxx-1x	95005-45001-10M <95005-45003-10M> <95005-45008-10M>	4.5	1 3 8
95005-45xxx-2x	95005-45001-20M	4.5	1
95005-45xxx-3x	95005-45001-30M	4.5	1

General purpose hoses			
Standard part No.	Bulk part No.	Bulk part	
		Inner diameter (mm)	Length (m)
95005-45xxx-4x	95005-45001-10M <95005-45003-10M> <95005-45008-10M>	4.5	1 3 8
95005-45xxx-5x	95005-45001-50M	4.5	1
95005-50xxx-3x	95005-50001-30M <95005-50003-30M>	5.0	1 3
95005-50xxx-5x	95005-50001-50M	5.0	1
95005-55xxx-1x	95005-55001-10M <95005-55003-10M> <95005-55008-10M>	5.3	1 3 8
95005-55xxx-2x	95005-55001-20M <95005-55003-20M>	5.3	1 3
95005-55xxx-4x	95005-55001-10M <95005-55003-10M> <95005-55008-10M>	5.3	1 3 8
95005-65xxx-1x	95005-65001-10M <95005-65003-10M>	6.5	1 3
95005-65xxx-2x	95005-65001-20M	6.5	1
95005-70xxx-3x	95005-70001-30M <95005-70003-30M>	7.0	1 3
95005-70xxx-5x	95005-70001-50M	7.0	1
95005-75xxx-1x	95005-75001-10M <95005-75003-10M>	7.3	1 3
95005-75xxx-2x	95005-75001-20M	7.3	1
95005-80xxx-1x	95005-80001-10M <95005-80003-10M>	8.0	1 3
95005-80xxx-2x	95005-80001-20M	8.0	1
95005-80xxx-3x	95005-80001-30M	8.0	1
95005-80xxx-5x	95005-80001-50M	8.0	1
95005-91xxx-3x	95005-91001-30M	12.0	1
95005-91xxx-5x	95005-91001-50M	12.0	1
95005-92xxx-3x	95005-92001-30M	12.0	1
95005-92xxx-5x	95005-92001-50M	12.0	1

NOTE: X is displayed to represent the omitted numerals and letters of the roman alphabet.

⊙ **CAUTION: It is DANGEROUS to confuse the fuel hose with the general purpose hose or vinyl hose.**

Never use a general purpose hose or vinyl hose in place of a fuel hose or vice versa. Always use the correct bulk part in the parts catalogue, according to the service manual or the instructions issued with the bulk part.

• Bulk part number of fuel hose, general purpose hose and vinyl hose.

(Example)

95001-75001-50M

Bulk part number: Refers to the bulk part.

Marking code (hose type): (fuel hose and general purpose hose)

Change code (for added hose): (Vinyl hose)

- Indicates number mark or change sequence, however, the code for the bulk part must be strictly 0 (zero).

Types of code:

- Fuel hose
 - 2: Red outside braid (3 mm inside dia. only)
 - 5: Black inside braid
 - 3: Red (3 mm inside dia. only)
 - 4: Ash gray with red stripe (3 mm inside dia. only)
 - 6: Black
- Vinyl hose
 - 1: Clear
 - 2: Black
 - 3: Light red
 - 6: Light red
 - 7: Pale black
- General hose
 - 1: Ash gray
 - 2: Ash gray
 - 3: Black
 - 5: Black

Lengths: 001: 1 m (standard)
003: 3 m
008: 8 m

I.D code: (fuel hose and general purpose hose)

- 30: 3.0 mm
- 35: 3.5 mm
- 45: 4.5 mm
- 50: 5.0 mm
- 55: 5.3 mm, 5.5 mm
- 65: 6.5 mm
- 70: 7.0 mm
- 75: 7.3 mm, 7.5 mm
- 80: 8.0 mm
- 11: 11 mm
- 91: 12 mm (outside dia. 15) mm
- 92: 12 mm (outside dia. 16) mm
- 12: 12 mm (outside dia. 17) mm
- 14: 14 mm
- 17: 17 mm

ID./OD. code: (vinyl hose)

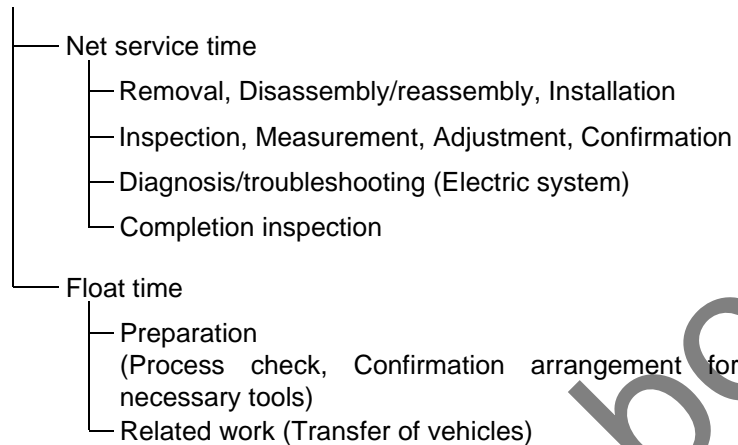
- 01: ID. 2.9, OD. 6.8 mm
- 03: ID. 3.0, OD. 6.0 mm
- 05: ID. 3.5, OD. 6.5 mm
- 07: ID. 4.0, OD. 7.0 mm
- 08: ID. 4.5, OD. 6.5 mm
- 09: ID. 4.5, OD. 8.0 mm
- 12: ID. 5.0, OD. 7.0 mm
- 10: ID. 5.0, OD. 8.0 mm
- 11: ID. 5.0, OD. 9.0 mm
- 14: ID. 6.0, OD. 9.0 mm
- 17: ID. 7.0, OD. 9.0 mm
- 19: ID. 7.0, OD. 11.0 mm
- 21: ID. 8.0, OD. 9.0 mm
- 23: ID. 8.0, OD. 12.0 mm
- 25: ID. 9.0, OD. 11.0 mm
- 27: ID. 9.0, OD. 13.0 mm
- 33: ID. 10.0, OD. 14.0 mm
- 36: ID. 11.0, OD. 13.0 mm
- 37: ID. 11.0, OD. 15.0 mm
- 38: ID. 12.0, OD. 13.0 mm
- 39: ID. 12.0, OD. 14.0 mm
- 40: ID. 12.0, OD. 16.0 mm
- 43: ID. 13.0, OD. 15.0 mm
- 45: ID. 14.0, OD. 18.0 mm
- 50: ID. 16.0, OD. 19.0 mm
- 55: ID. 17.5, OD. 20.5 mm
- 60: ID. 22.0, OD. 27.0 mm

Hose type: 1: Fuel hose
3: Vinyl hose
5: General hose

FLAT RATE SERVICE TIME

Flat rate service time (FRT) means the standard time required to service a MC, which is listed in this manual to help the dealers control the actual working process and calculate the service charge by using it as a guide.

FRT setting system



* Float time is set by multiplying the net service time by a given coefficient.

Editorial style

The service items shown in the text are listed with the exchange work time for the repair sales parts as the subject. Other representative service items not using repair parts (removal/installation, adjustment, inspection/measuring, and other work) are listed collectively in the list in the preface, classified according to the work.

FRT setting standard

- Decimal system (in unit of 0.1) is adopted to set FRT as it is convenient to calculate the wage.
Example: (0.1) → 6 minutes, (0.2) → 12 minutes
[Labor cost per hour] x [FRT] = [Wage]
- FRT is set with a hand tool.
- Service items and FRT can be subject to change depending on development of tools and service equipment and improvement in service procedure.

Work procedure

- As the work procedure is set with the work time according to the method in the separate Service Manual, refer to this Manual as required.
- Work methods permitting servicing in the shortest time still permitting assurance of safe work and product warranty are used for the setting of service items not listed in the Service Manual.
- Work basically is to be performed by one person, and when two or more people are required, setting is done as the total time for the number of people.
- The set value for the technological level of the workers uses a person with three years of experience in the repair of Honda vehicles as the standard.
- Special tools and service equipment used to set FRT are those specified or recommended in Service Manual.

Service item whose FRT is not presented

- Accessories and service parts that are not listed to use in this manual.
 - Locations with little aging deterioration or breakage during normal use.
 - Service work that can be finished by one touch.
 - Service work that is seldom done (i.e. extremely small causes of trouble and service frequency).
- * When FRT is not presented, please calculate wages based on appropriate actual work time

Operation not included of FRT

- Oil and coolant water draining, Waiting time for warming up operation and etc..
- Additional operation that involves removal/installation of standard exterior equipment.
- Indirect time spent for service by visiting the customer, trade-in, and delivery of a MC.
- Indirect time required for ordering and delivery of parts.
- Cost for grease, adhesive agent, etc. used for service work.

**Explanation of FRT by using an example
(The example may differ from the actual presented items)**

Ref. No.	L.O.N.	(Relative ref. Number) Description	F.R.T.
②	111118	(1, 3, 4, 7) CAMSHAFT 4.5	②
③	111118A	⑥ • Includes: Valve clearance adjustment Replace rocker arm add 1.0	⑤

- ① Reference No. of the illustration of part that shows location of the replacement work.
- ② FRT is an abbreviation of Flat Rate Time indicating the standard service time required for the replacement.
- ③ LON is an abbreviation of Labor Operation Number, and it is a classification of the service items by the work unit code.

The same operation code is used regardless of the models.

Standard operation is indicated with 6 digits code, and additional operation is indicated with 7 digits code.
- ④ Indicating the camshaft replacement and FRT4.5.
- ⑤ Indicating FRT1.0 that will be added when additional operation (replace rocker arm) is done in association with camshaft replacement.

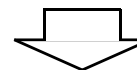
⑥ Indicating work contents that are included in the service item.

⑦ Indicating a reference No. whose operation and time are the same as FRT4.5 for the camshaft.

(The application range is limited to the service items without an LON setting within a same block.)

How to refer to the service item by using the sample (camshaft replacement)

Open to the page of the block where the camshaft's spare part illustration is shown.



Look for the camshaft illustration, and refer to the service item and FRT that agree with the reference No.

Indication mark for the listing of service items that continues to the following page

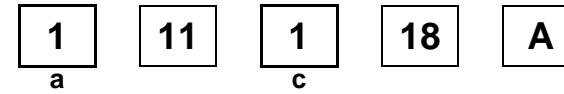
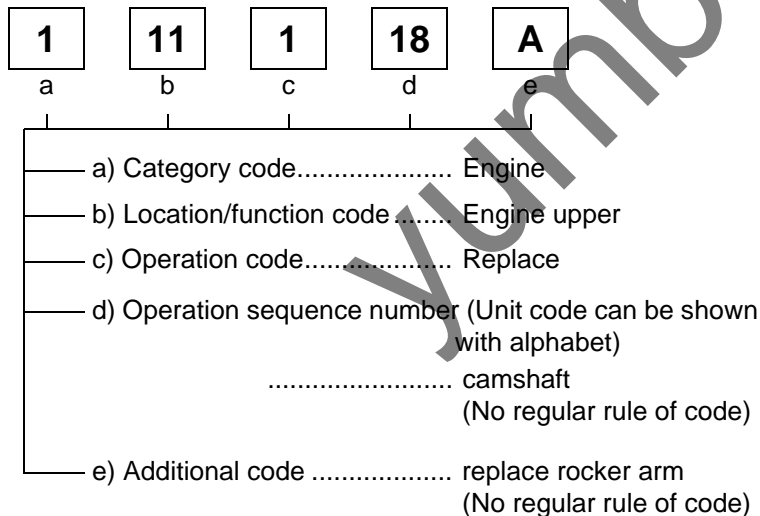
Ref. No.	L.O.N.	(Relative ref. Number) Description	F.R.T.
2	111118	CAMSHAFT	4.5
	.	.	.
	.	.	.

+
Mark indicated at the last line.

Indication of the block with no setting of FRT

Ref. No.	L.O.N.	(Relative ref. Number) Description	F.R.T.
NO INFORMATION			

• LON code system



a) Category codes and classification

Code	Category
1	Engine
2	Transmission
3	Fuel & Exhaust
4	Frame & Body
♦ 5	Steering/Suspension
6	Electrical
7	Wheels/Brakes
8	Controls/instrument
9	-
0	-

c) Operation codes and classification

Code	Operation category
1	Replace, Removal/Installation, Change
2	Overhaul
3	Adjust, Balance
4	(Paint-related work: Top-coat)
5	Test, Inspect/diagnose, Measurement, Check
6	(Overhaul-related work: Rebore)
7	(Overhaul-related work: Reseal)
8	(Resurface)
9	(Paint-related work: Refinish)
0	Repair, Cleaning, Air bleeding

Major service items without using spare parts
Removal/Installation, Adjustment, Inspection/Measurement, Other work

[E: Engine, F: Frame]

*** OPERATIONS OTHER THAN REPLACING PARTS**

• Removal/installation

Set for the configuration with the parts removed from the vehicle.

	LON	DESCRIPTION	FRT
E	1101E5	TILTING ENGINE ASSEMBLY-REMOVAL/INSTALLATION INCLUDES: All necessary adjustment	2.4
	3111D5	THROTTLE BODY ASSEMBLY-REMOVAL/INSTALLATION	0.7
	1101E6	CRANKCASE SEPARATION INCLUDES: Engine removal and installation	4.8
F	1151E6	RADIATOR ASSEMBLY-REMOVAL/INSTALLATION	1.2

• Adjustment

	LON	DESCRIPTION	FRT
E	6143A1	SPARK PLUG-ADJUSTMENT/CLEANING	0.1
	1113A0	VALVE CLEARANCE-ADJUSTMENT NOTE: For 1 vehicle	0.9
F	6163A0	HEADLIGHT-AIMING	0.1
	7103A1	FRONT WHEEL-BALANCE	0.5
	7103A2	REAR WHEEL-BALANCE	0.6
	3113A3	THROTTLE OPERATION-ADJUSTMENT	0.1

• Inspection/Measurement

	LON	DESCRIPTION	FRT
E	1115A0	COMPRESSION PRESSURE-MEASUREMENT	0.1
	6145A0	IGNITION TIMING-INSPECTION	0.2
F	6105A0	BATTERY-CHARGE INCLUDES: In case of open type battery, checking electrolyte level and charge.	0.2

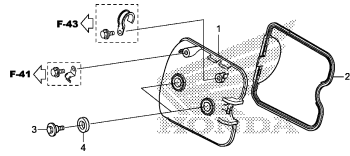
• Other work

	LON	DESCRIPTION	FRT
E	1130A1	OIL FILTER SCREEN-CLEANING	1.4
F	7110A0	FRONT BRAKE-AIR BLEEDING	0.2
	7110A1	REAR BRAKE-AIR BLEEDING	0.5
	1151E7	RADIATOR COOLANT-CHANGE	0.7

ENGINE GROUP

E-2

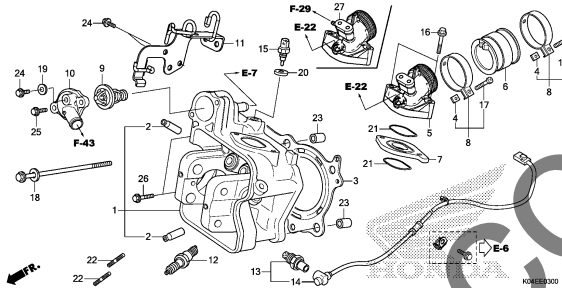
CYLINDER HEAD COVER



KO4EE0200

E-3

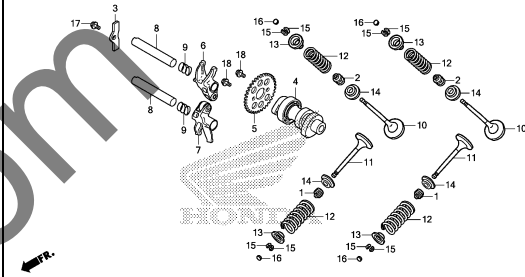
CYLINDER HEAD



KO4EE0300

E-4

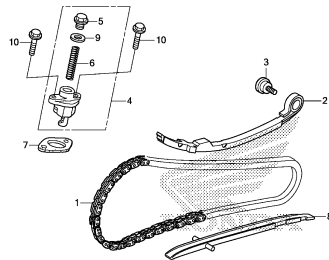
CAMSHAFT/VALVE



KO4EE0400

E-5

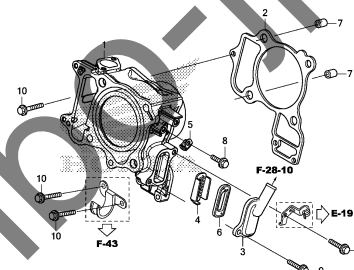
CAM CHAIN



KO4EE0500

E-6

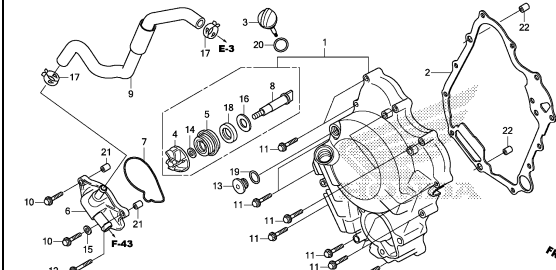
CYLINDER/REED VALVE



KO4EE0600

E-7

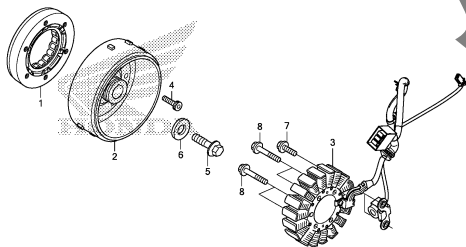
RIGHT CRANKCASE COVER/WATER PUMP



KO4EE0700

E-8

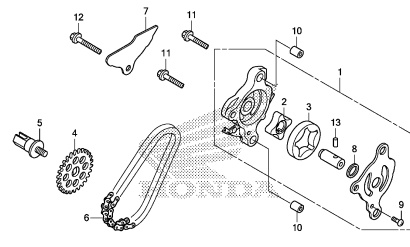
GENERATOR



KO4EE0800

E-11

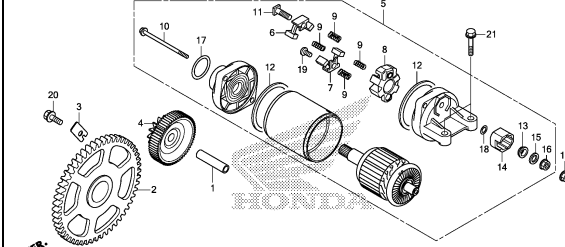
OIL PUMP



KO4EE1100

E-12

STARTER MOTOR

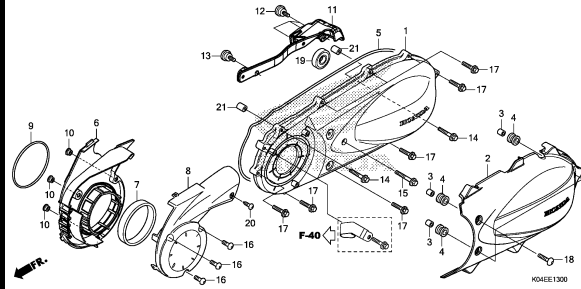


KO4EE1200

ENGINE GROUP

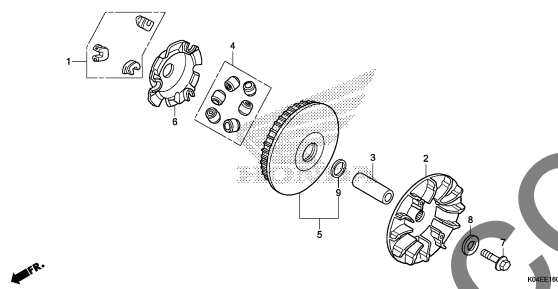
E-13

LEFT CRANKCASE COVER



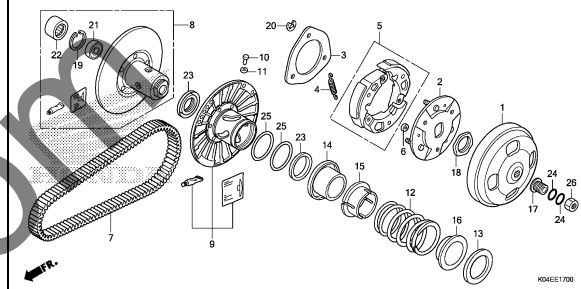
E-16

DRIVE FACE



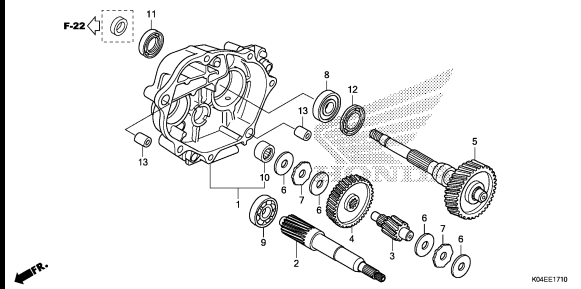
E-17

DRIVEN FACE



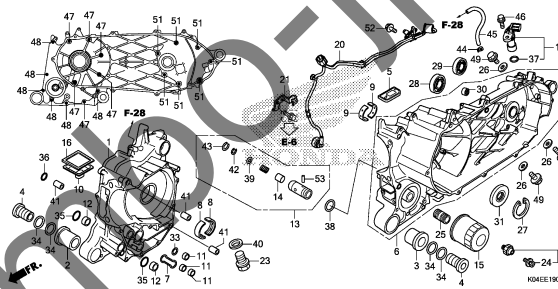
E-17-10

TRANSMISSION



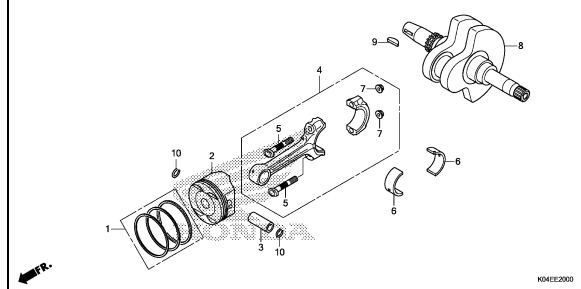
E-19

CRANKCASE



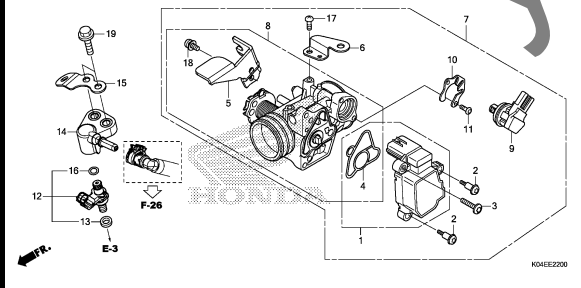
E-20

CRANKSHAFT/PISTON



E-22

THROTTLE BODY

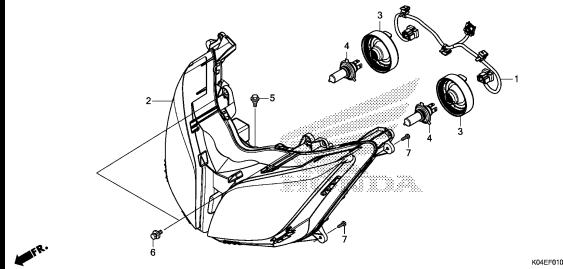


2

FRAME GROUP

F-1

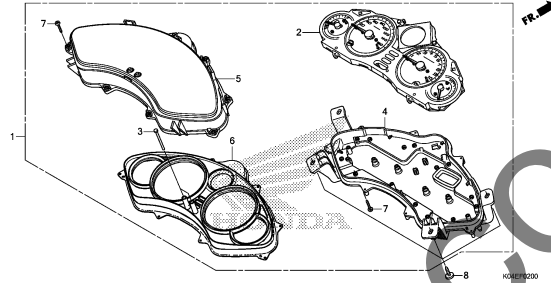
HEADLIGHT



K04EF0100

F-2

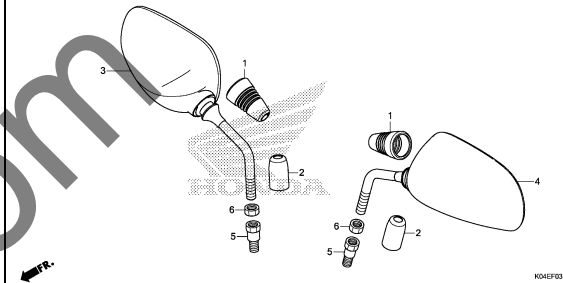
COMBINATION METER



K04EF0200

F-3

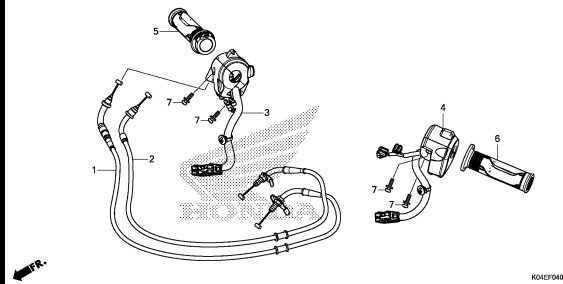
MIRROR



K04EF0300

F-4

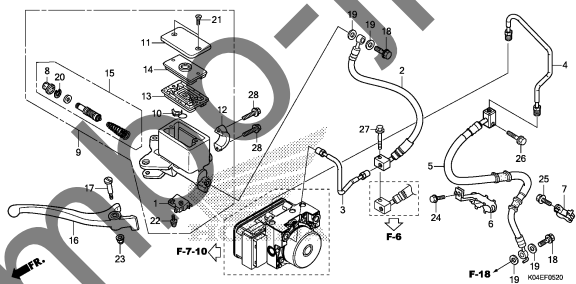
SWITCH/CABLE



K04EF0400

F-5-20

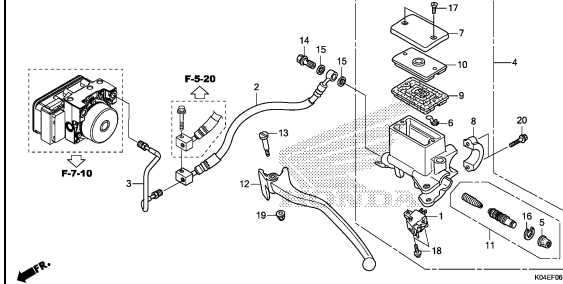
FRONT BRAKE MASTER CYLINDER



K04EF0500

F-6

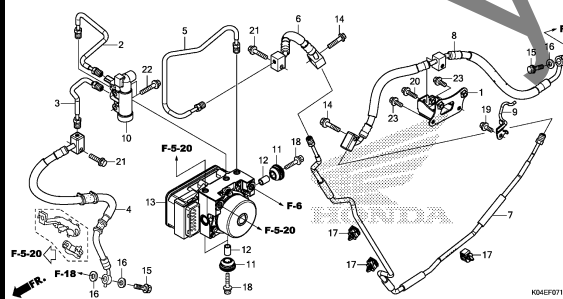
REAR BRAKE MASTER CYLINDER



K04EF0600

F-7-10

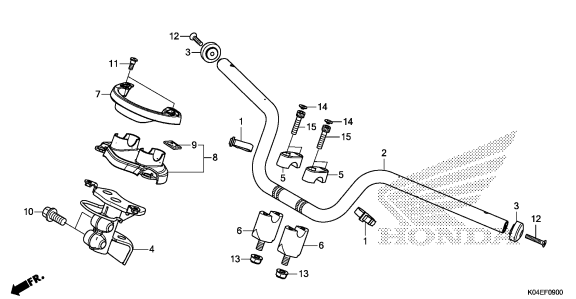
REAR BRAKE PIPE



K04EF0710

F-9

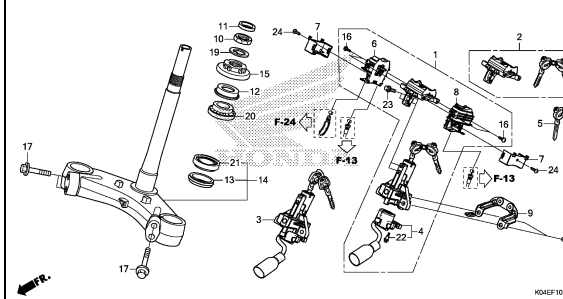
HANDLE PIPE



K04EF0900

F-10

STEERING STEM/COMBINATION SWITCH



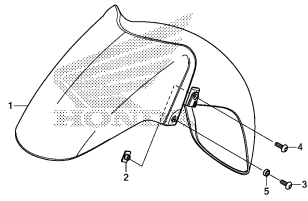
K04EF1000

3

FRAME GROUP

F-11

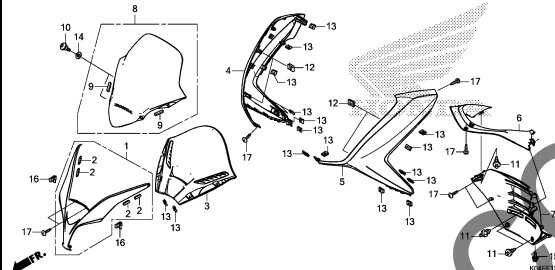
FRONT FENDER



KO4EF1100

F-12

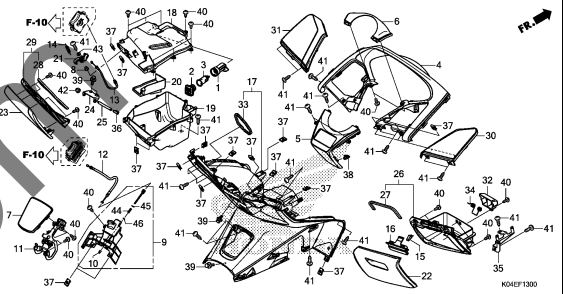
FRONT COVER/METER VISOR



KO4EF1200

F-13

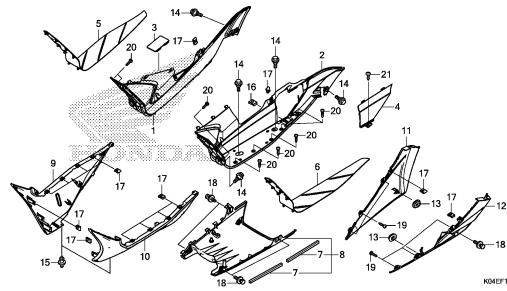
INNER COVER



KO4EF1300

F-14

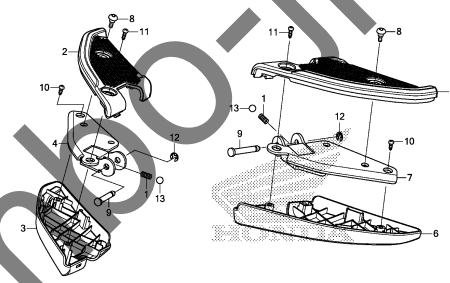
FLOOR STEP



KO4EF1400

F-14-10

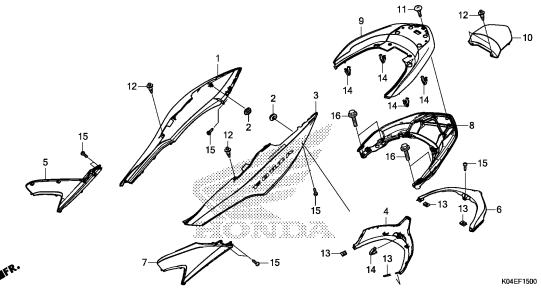
PILLION STEP



KO4EF1410

F-15

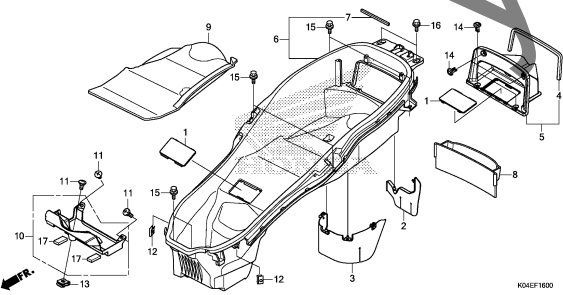
BODY COVER/GRAB RAIL



KO4EF1500

F-16

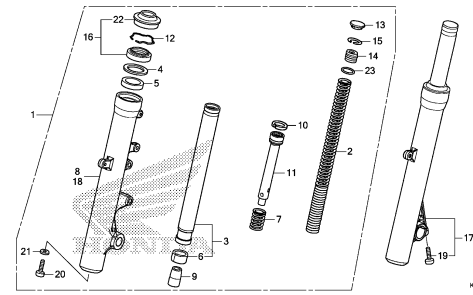
LUGGAGE BOX



KO4EF1600

F-17

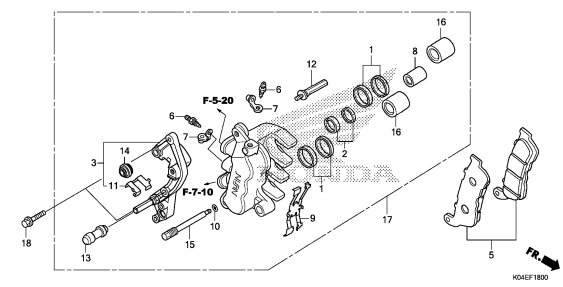
FRONT FORK



KO4EF1700

F-18

FRONT BRAKE CALIPER



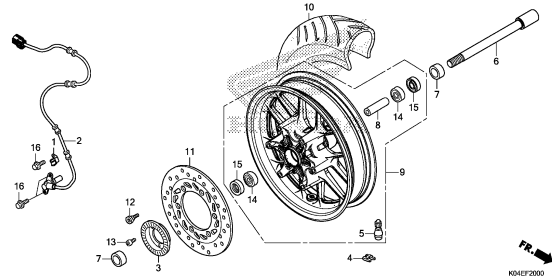
KO4EF1800

3

FRAME GROUP

F-20

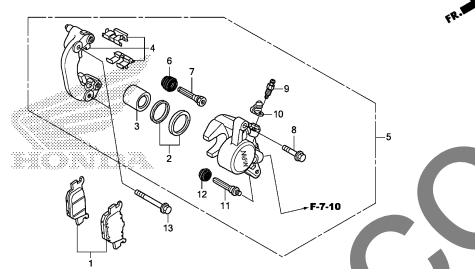
FRONT WHEEL



K04EF2000

F-21

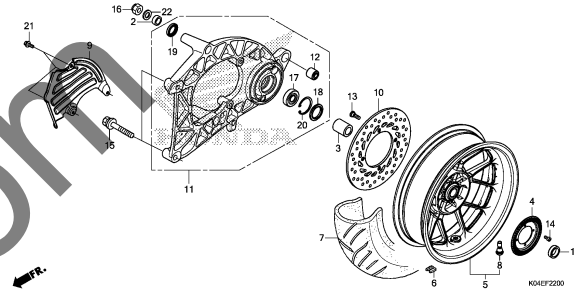
REAR BRAKE CALIPER



K04EF2100

F-22

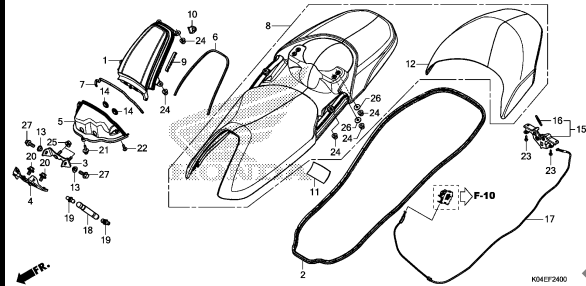
REAR WHEEL/SWINGARM



K04EF2200

F-24

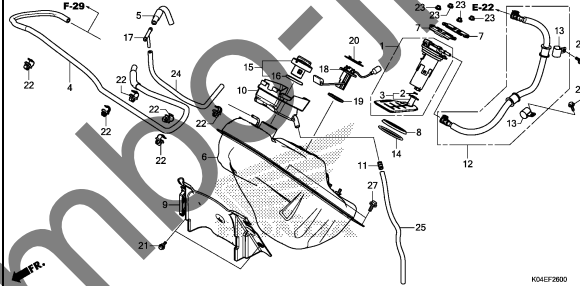
SEAT



K04EF2400

F-26

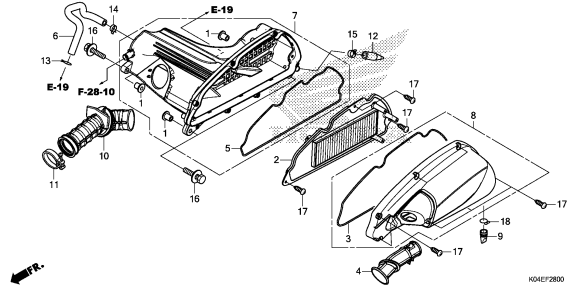
FUEL TANK



K04EF2600

F-28

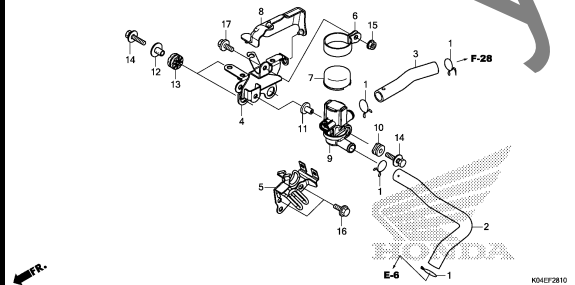
AIR CLEANER



K04EF2800

F-28-10

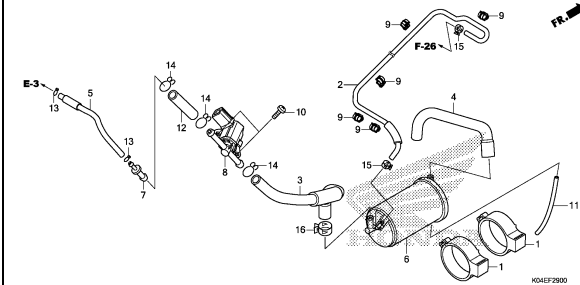
AIR INJECTION SOLENOID VALVE



K04EF2810

F-29

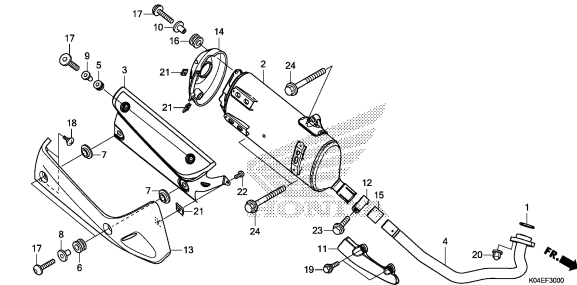
CANISTER



K04EF2900

F-30

EXHAUST MUFFLER



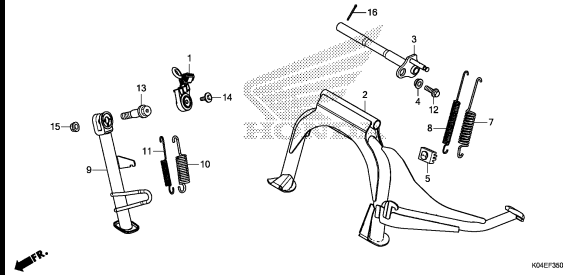
K04EF3000

3

FRAME GROUP

F-35

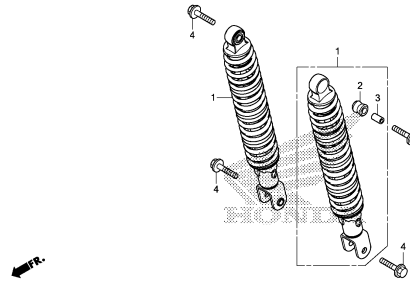
STAND



K04EF3800

F-36

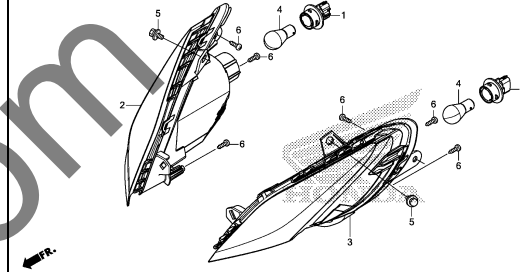
REAR CUSHION



K04EF3800

F-37-10

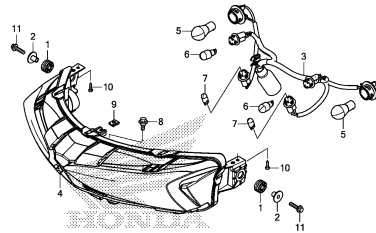
FRONT WINKER



K04EF3710

F-38-10

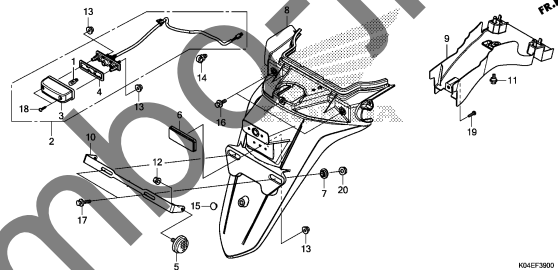
REAR COMBINATION LIGHT



K04EF3810

F-39

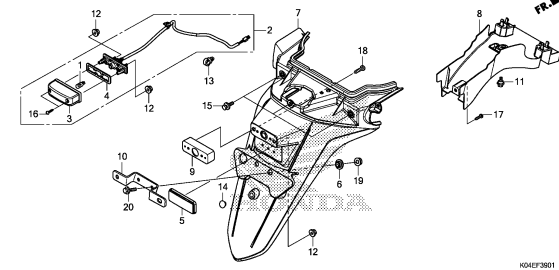
REAR FENDER(FO)



K04EF3900

F-39-1

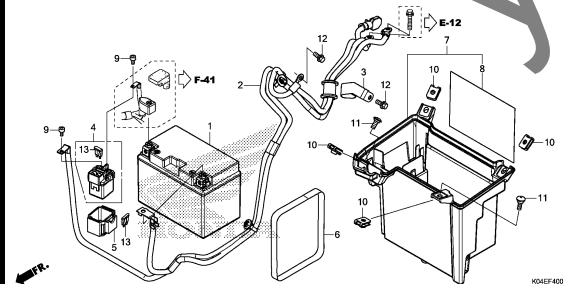
REAR FENDER(KO)



K04EF3901

F-40

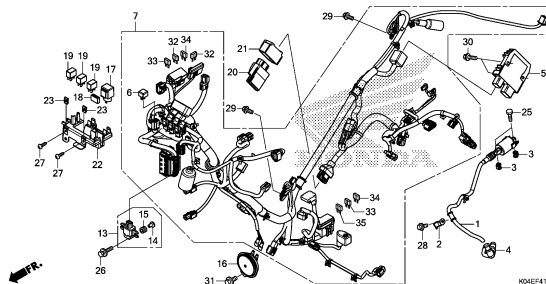
BATTERY



K04EF4000

F-41

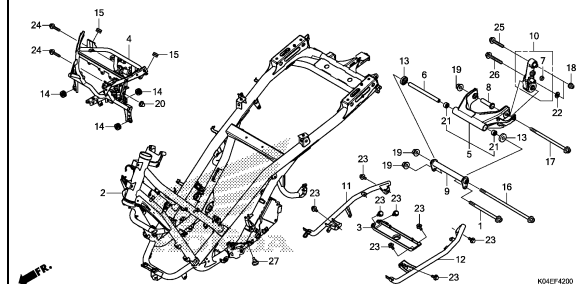
WIRE HARNESS



K04EF4100

F-42

FRAME BODY



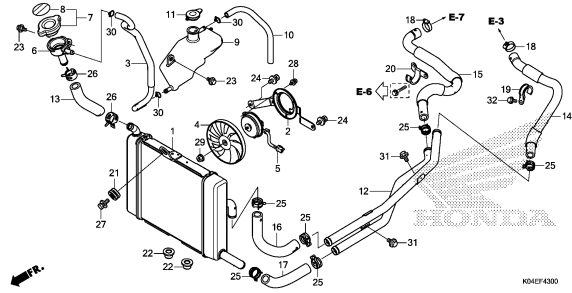
K04EF4200

3

FRAME GROUP

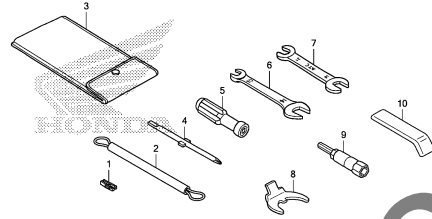
F-43

RADIATOR



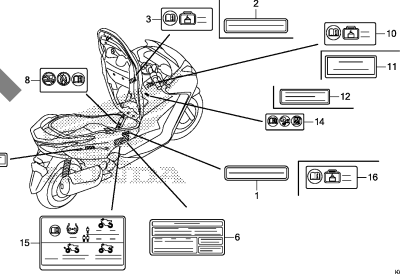
F-46

TOOLS



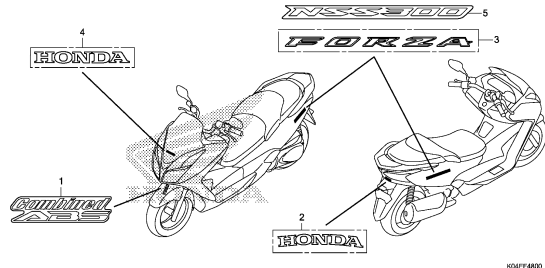
F-47

CAUTION LABEL



F-48

MARK/EMBLEM

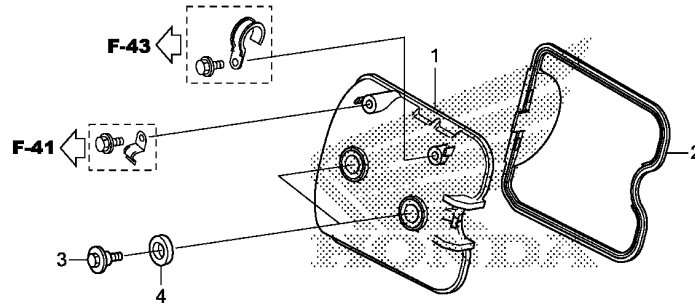


3

Jumbo-jp.com

E-2

CYLINDER HEAD COVER



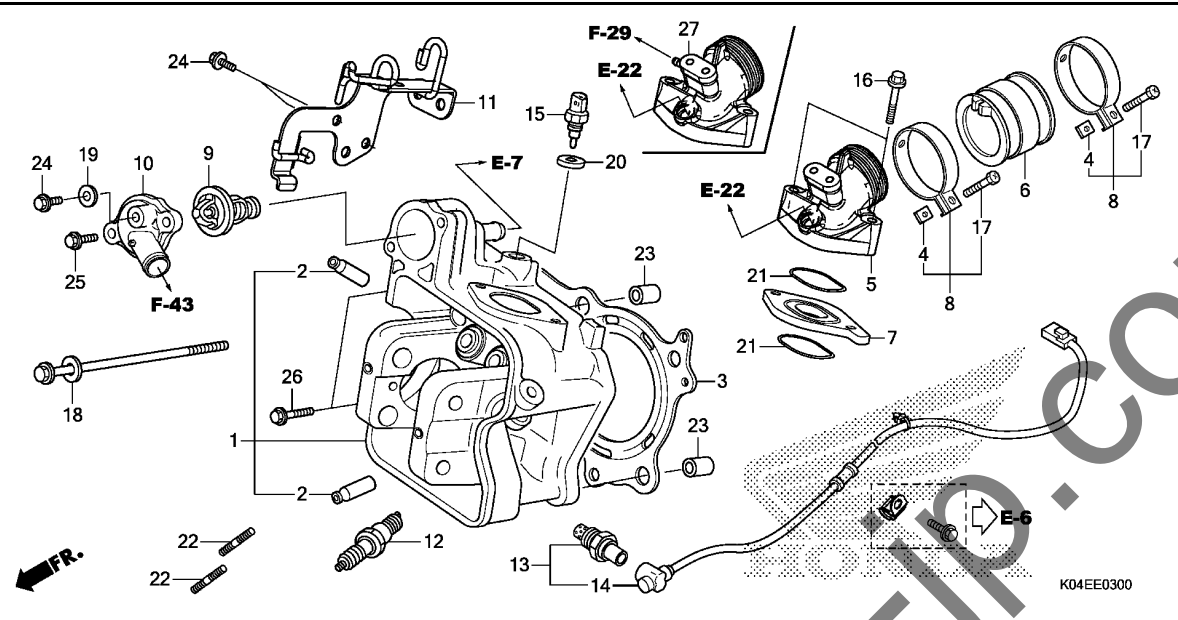
K04EE0200

Ref. No.	L.O.N.	(Relative ref. Number) Description	F.R.T.
1	1111C4	COVER, CYLINDER HEAD	0.6
2	1111D2	GASKET, CYLINDER HEAD COVER ..	0.6

Ref. No.	Part No.	Description	Reqd. QTY		Serial No.	Parts catalogue code
			NSS	300A		
1	12311-K04-930	COVER, CYLINDER HEAD	1	H		
2	12391-K04-930	GASKET, HEAD COVER	1			
3	90002-MEB-670	BOLT, HEAD COVER	2			
4	90543-MV9-670	RUBBER, MOUNTING	2			

E-3

CYLINDER HEAD

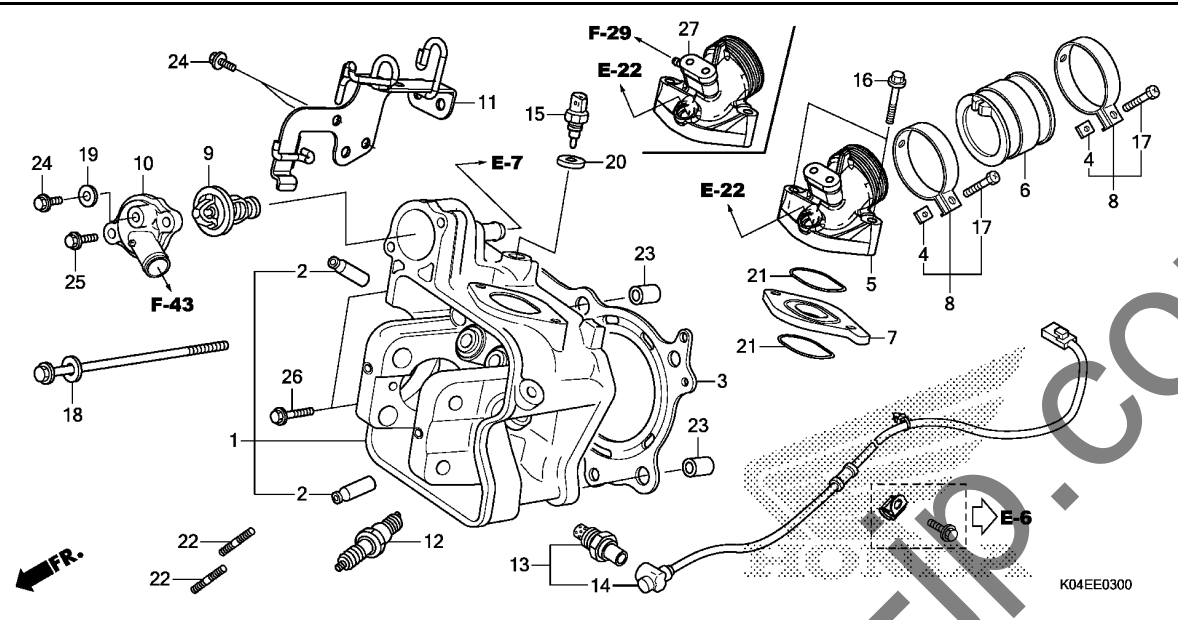


Ref. No.	L.O.N.	(Relative ref. Number) Description	F.R.T.
1	111106	HEAD, CYLINDERINCLUDES: Valve adjust and reface	4.0
2	1111L9	GUIDE, INTAKE VALVE(ONE)INCLUDES: Reaming .INCLUDES: Valve adjust and reface	3.5
	1111L9A	.Replace all intake valve guide add	0.3
	1111M0	GUIDE, EXHAUST VALVE(ONE)INCLUDES: Reaming .INCLUDES: Valve adjust and reface	3.5
	1111MOA	.Replace all exhaust valve guide add	0.3
	1111M9	GUIDE, VALVE :FOR 1 VEHICLE .. .INCLUDES: Reaming .INCLUDES: Valve adjust and reface	4.4
3	111115	GASKET, CYLINDER HEAD (7,21,27)	2.5
5	111107	MANIFOLD, INTAKE	0.7
6	311131	INSULATOR, THROTTLE BODY/ CARBURETOR	0.7
9	114116	THERMOSTAT	1.1

Ref. No.	Part No.	Description	Reqd. QTY	Serial No.	Parts catalogue code
			NSS 300A H		
1	12200-K04-931	HEAD COMP., CYLINDER	1		
2	12204-KTW-P00	GUIDE, VALVE(O.S.)	4		
3	12251-KTW-901	GASKET, CYLINDER HEAD	1		
4	16222-MV4-300	NUT, SQUARE, 5MM	2		
5	17111-K04-930	PIPE, IN.	1	----- K0	
6	17112-KTW-900	INSULATOR, THROTTLE BODY	1		
7	17119-KTW-900	INSULATOR, IN. PIPE	1		
8	17256-KTW-900	BAND, INSULATOR	2		
9	19300-KGF-911	THERMOSTAT	1		
10	19315-K04-930	COVER, THERMOSTAT	1		
11	31331-K04-930	STAY, WIRE HARNESS	1		
12	31908-KTW-901	PLUG, SPARK(LMAR8A-9)(NGK) ..	1		
13	36531-K04-931	SENSOR, OXYGEN	1		
14	36533-K04-931	CORD COMP., OXYGEN SENSOR ...	1		
15	37870-MBG-003	SENSOR ASSY., WATER TEMPERATURE	1		
16	90004-GHB-710	BOLT, FLANGE, 6X40(NSHF)	2		
17	90005-MEJ-000	BOLT, RECESSED, 5X22	2		
18	90007-MCT-000	BOLT-WASHER, 9X155	4		
19	90441-706-000	WASHER, SEALING, 6MM	1		
20	90454-MC7-000	WASHER, SPECIAL, 12MM	1		
21	91302-KVZ-631	O-RING, IN. PIPE	2		
22	92900-08022-0E	BOLT, STUD, 8X22	2		
23	94301-12200	DOWEL PIN, 12X20	2		
24	95701-06012-00	BOLT, FLANGE, 6X12	3		

E-3

CYLINDER HEAD



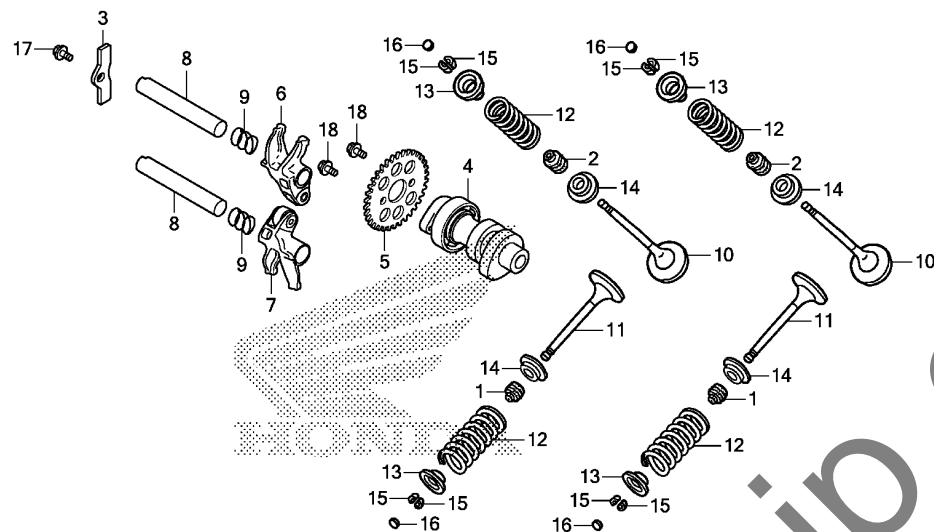
Ref. No.	L.O.N.	(Relative ref. Number) Description	F.R.T.
10	1141B3	COVER, THERMOSTAT	1.0
12	614130	PLUG, SPARK	0.1
13	617121	SENSOR, OXYGEN	0.7
14	6111P8	SUB CORD, OXYGEN SENSOR	0.6
15	6171A9	SENSOR, WATER TEMP	1.0

Ref. No.	Part No.	Description	Reqd. QTY	Serial No.	Parts catalogue code
			NSS 300A H		
25	95701-06020-00	BOLT, FLANGE, 6X20	2		
26	95701-06028-00	BOLT, FLANGE, 6X28	2		
27	17110-K04-700	PIPE COMP., IN.	1	----- F0	



E-4

CAMSHAFT/VALVE



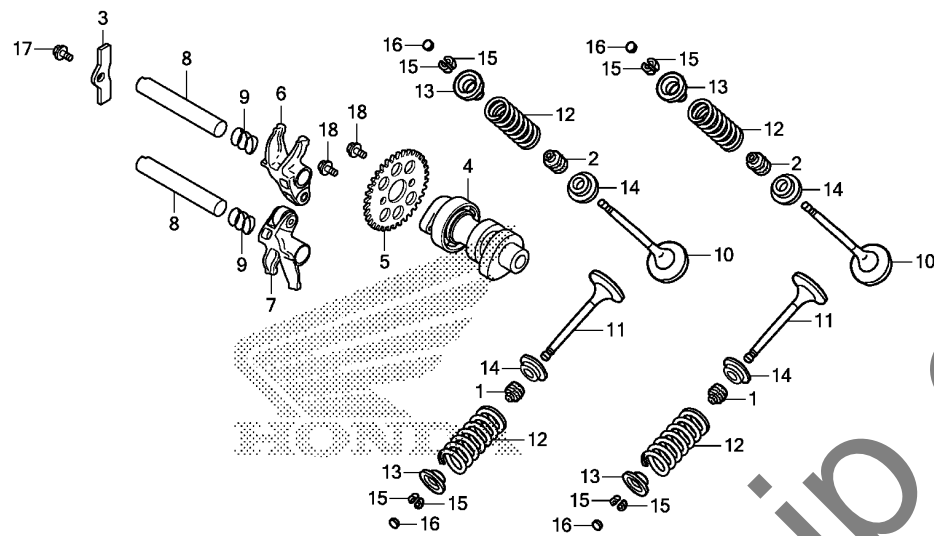
Ref. No.	L.O.N.	(Relative ref. Number) Description	F.R.T.
4	111118	CAMSHAFTINCLUDES: Valve adjustment	1.1
5	1111Q4	SPROCKET, CAM	0.8
6	1111K8	ARM, INTAKE VALVE ROCKER(ONE) .INCLUDES: Valve adjustment (8,9)	1.0
7	1111K9	ARM, EXHAUST VALVE ROCKER(ONE) .INCLUDES: Valve adjustment	1.0
	1111L8	ARM, VALVE ROCKER :FOR 1 VEHICLE	1.0
10	1111N0	VALVE, INTAKE(ONE)	3.0
	1111NOA	.Replace all intake valve add	0.2
11	1111N1	VALVE, EXHAUST(ONE)	3.0
	1111N1A	.Replace all exhaust valve add	0.2
	1111P0	VALVE :FOR 1 VEHICLE	3.6
	1111P2	(1,2,13,14,15) INTAKE VALVE SPRING AND/OR STEM SEAL(ONE)	2.8
+	1111P2A	.Replace all intake spring add	0.1

Ref. No.	Part No.	Description	Reqd. QTY	Serial No.	Parts catalogue code
			NSS 300A H		
1	12208-MLO-721	SEAL, EX. VALVE STEM(ARAI) ..	2		
2	12209-MLO-722	SEAL, VALVE STEM(ARAI)	2		
3	12321-KVZ-630	PLATE, CAM STOPPER	1		
4	14100-K04-930	CAMSHAFT COMP.	1		
5	14321-K04-930	SPROCKET, CAM(34T)	1		
6	14430-KWR-000	ARM COMP., IN. VALVE ROCKER	1		
7	14440-KWR-000	ARM COMP., EX. VALVE ROCKER	1		
8	14451-KVZ-630	SHAFT, ROCKER ARM	2		
9	14642-KTW-900	SPRING, ROCKER ARM SIDE	2		
10	14711-KTW-900	VALVE, IN.	2		
11	14721-KWR-000	VALVE, EX.	2		
12	14751-KTW-901	SPRING, VALVE	4		
13	14771-KW3-900	RETAINER, VALVE SPRING	4		
14	14775-K04-930	SEAT, VALVE SPRING	4		
15	14781-MLO-720	COTTER, VALVE	8		
16	14901-KT7-013	SHIM, TAPPET(1.200)	4		
	14902-KT7-013	SHIM, TAPPET(1.225)	4		
	14903-KT7-013	SHIM, TAPPET(1.250)	4		
	14904-KT7-013	SHIM, TAPPET(1.275)	4		
	14905-KT7-013	SHIM, TAPPET(1.300)	4		
	14906-KT7-013	SHIM, TAPPET(1.325)	4		
	14907-KT7-013	SHIM, TAPPET(1.350)	4		
	14908-KT7-013	SHIM, TAPPET(1.375)	4		
	14909-KT7-013	SHIM, TAPPET(1.400)	4		
	14910-KT7-013	SHIM, TAPPET(1.425)	4		
	14911-KT7-013	SHIM, TAPPET(1.450)	4		

2

E-4

CAMSHAFT/VALVE



K04EE0400

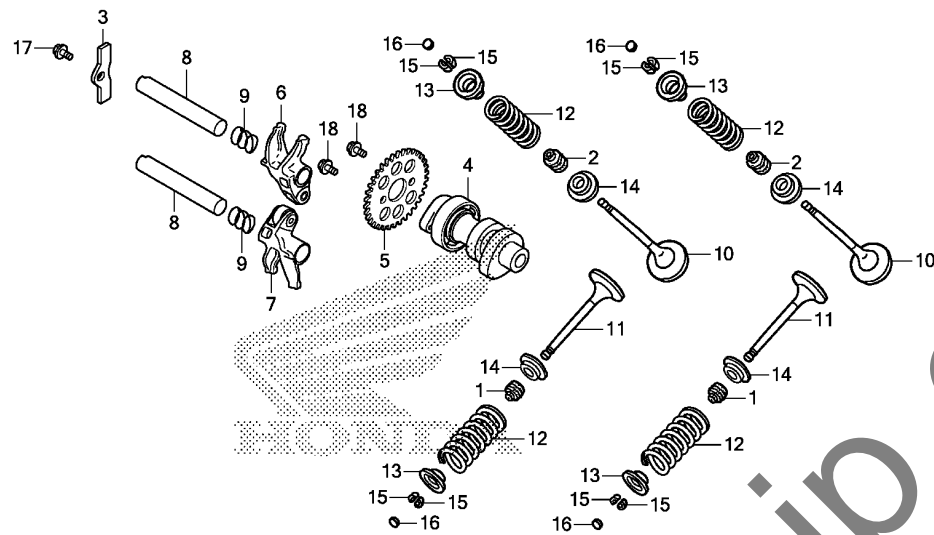
Ref. No.	L.O.N.	(Relative ref. Number) Description	F.R.T.
+12	1111P3	EXHAUST VALVE SPRING AND/OR STEM SEAL(ONE)	2.8
	1111P3A	.Replace all exhaust spring add	0.1
	1111Q2	VALVE SPRING AND/OR STEM SEAL :FOR 1 VEHICLE	3.1

Ref. No.	Part No.	Description	Reqd. QTY	Serial No.	Parts catalogue code
			NSS 300A H		
16)	14912-KT7-013	SHIM, TAPPET(1.475)	4		
	14913-KT7-013	SHIM, TAPPET(1.500)	4		
	14914-KT7-013	SHIM, TAPPET(1.525)	4		
	14915-KT7-013	SHIM, TAPPET(1.550)	4		
	14916-KT7-013	SHIM, TAPPET(1.575)	4		
	14917-KT7-013	SHIM, TAPPET(1.600)	4		
	14918-KT7-013	SHIM, TAPPET(1.625)	4		
	14919-KT7-013	SHIM, TAPPET(1.650)	4		
	14920-KT7-013	SHIM, TAPPET(1.675)	4		
	14921-KT7-013	SHIM, TAPPET(1.700)	4		
	14922-KT7-013	SHIM, TAPPET(1.725)	4		
	14923-KT7-013	SHIM, TAPPET(1.750)	4		
	14924-KT7-013	SHIM, TAPPET(1.775)	4		
	14925-KT7-013	SHIM, TAPPET(1.800)	4		
	14926-KT7-013	SHIM, TAPPET(1.825)	4		
	14927-KT7-013	SHIM, TAPPET(1.850)	4		
	14928-KT7-013	SHIM, TAPPET(1.875)	4		
	14929-KT7-013	SHIM, TAPPET(1.900)	4		
	14930-KT7-013	SHIM, TAPPET(1.925)	4		
	14931-KT7-013	SHIM, TAPPET(1.950)	4		
	14932-KT7-013	SHIM, TAPPET(1.975)	4		
	14933-KT7-013	SHIM, TAPPET(2.000)	4		
	14934-KT7-013	SHIM, TAPPET(2.025)	4		
	14935-KT7-013	SHIM, TAPPET(2.050)	4		
	14936-KT7-013	SHIM, TAPPET(2.075)	4		
	14937-KT7-013	SHIM, TAPPET(2.100)	4		
	14938-KT7-013	SHIM, TAPPET(2.125)	4		
	14939-KT7-013	SHIM, TAPPET(2.150)	4		
	14940-KT7-013	SHIM, TAPPET(2.175)	4		



E-4

CAMSHAFT/VALVE

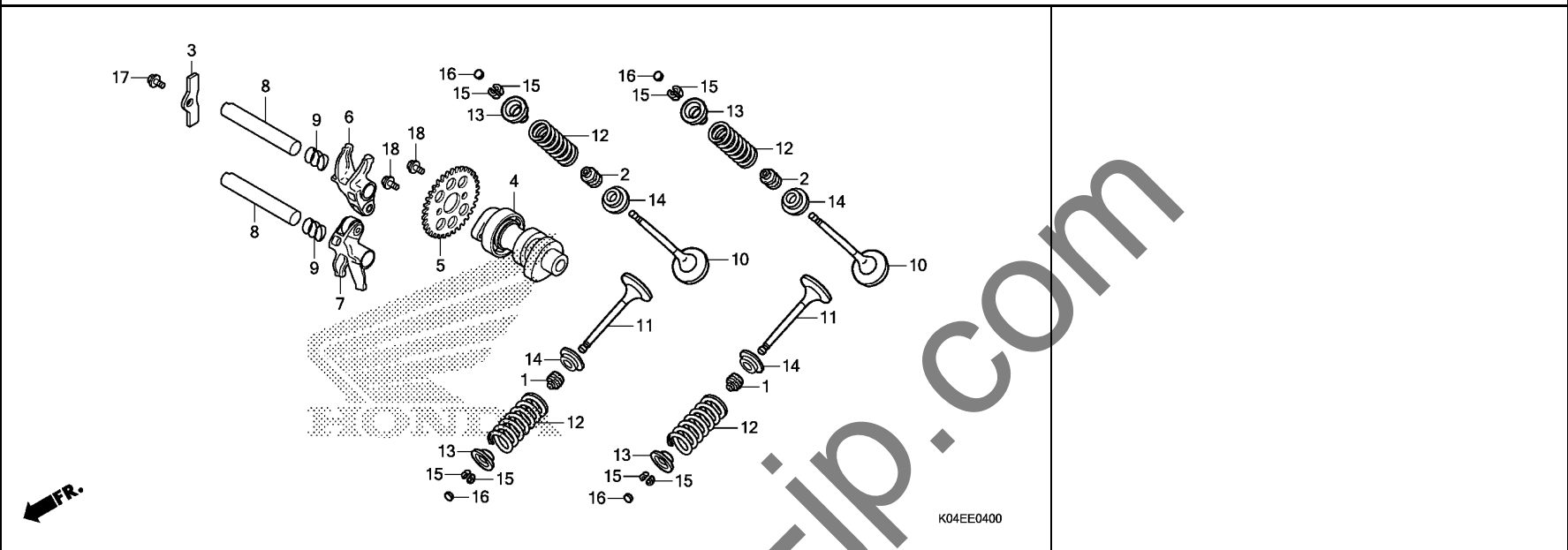


K04EE0400

Ref. No.	Part No.	Description	Reqd. QTY		Serial No.	Parts catalogue code
			NSS 300A H			
16)	14941-KT7-013	SHIM, TAPPET (2.200)	4		
	14942-KT7-013	SHIM, TAPPET (2.225)	4		
	14943-KT7-013	SHIM, TAPPET (2.250)	4		
	14944-KT7-013	SHIM, TAPPET (2.275)	4		
	14945-KT7-013	SHIM, TAPPET (2.300)	4		
	14946-KT7-013	SHIM, TAPPET (2.325)	4		
	14947-KT7-013	SHIM, TAPPET (2.350)	4		
	14948-KT7-013	SHIM, TAPPET (2.375)	4		
	14949-KT7-013	SHIM, TAPPET (2.400)	4		
	14950-KT7-013	SHIM, TAPPET (2.425)	4		
	14951-KT7-013	SHIM, TAPPET (2.450)	4		
	14952-KT7-013	SHIM, TAPPET (2.475)	4		
	14953-KT7-013	SHIM, TAPPET (2.500)	4		
	14954-KT7-013	SHIM, TAPPET (2.525)	4		
	14955-KT7-013	SHIM, TAPPET (2.550)	4		
	14956-KT7-013	SHIM, TAPPET (2.575)	4		
	14957-KT7-013	SHIM, TAPPET (2.600)	4		
	14958-KT7-013	SHIM, TAPPET (2.625)	4		
	14959-KT7-013	SHIM, TAPPET (2.650)	4		
	14960-KT7-013	SHIM, TAPPET (2.675)	4		
	14961-KT7-013	SHIM, TAPPET (2.700)	4		
	14962-KT7-013	SHIM, TAPPET (2.725)	4		
	14963-KT7-013	SHIM, TAPPET (2.750)	4		
	14964-KT7-013	SHIM, TAPPET (2.775)	4		
	14965-KT7-013	SHIM, TAPPET (2.800)	4		
	14966-KT7-013	SHIM, TAPPET (2.825)	4		
	14967-KT7-013	SHIM, TAPPET (2.850)	4		
	14968-KT7-013	SHIM, TAPPET (2.875)	4		
	14969-KT7-013	SHIM, TAPPET (2.900)	4		

E-4

CAMSHAFT/VALVE



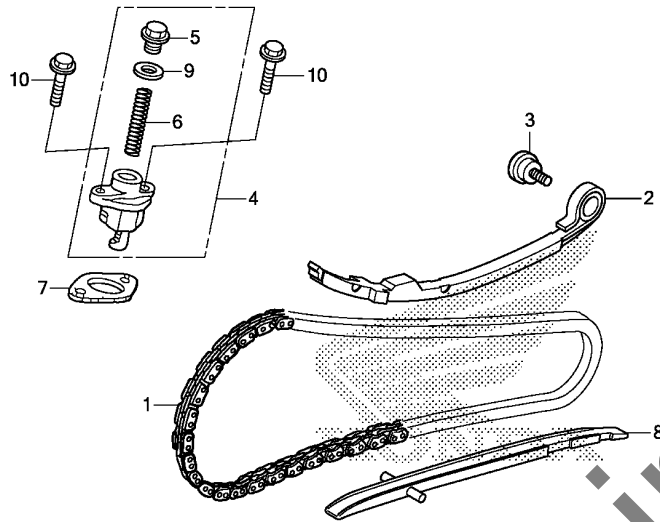
K04EE0400

Ref. No.	Part No.	Description	Reqd. QTY	Serial No.	Parts catalogue code
----------	----------	-------------	-----------	------------	----------------------

17	90004-GHB-620	BOLT, FLANGE, 6X14(NSHF)	1		
18	90083-KTW-900	BOLT, KNOCK, 6MM	2		

E-5

CAM CHAIN



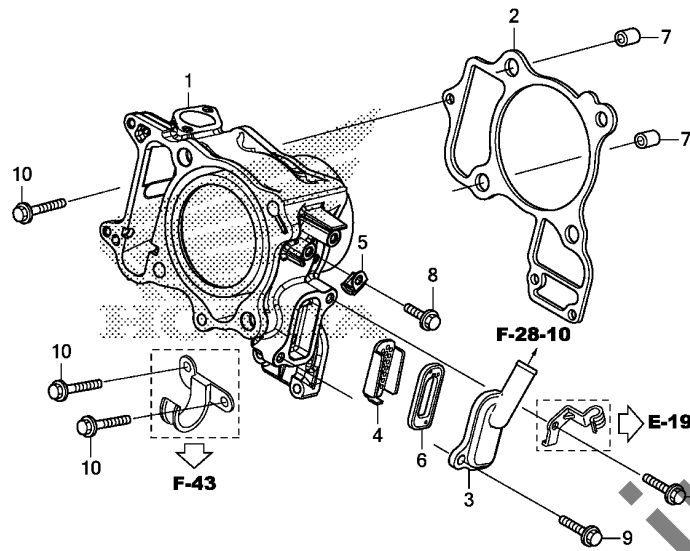
K04EE0500

Ref. No.	L.O.N.	(Relative ref. Number) Description	F.R.T.
1	110140	CHAIN, CAM	3.2
2	111130	TENSIONER, CAM CHAIN	2.7
4		(7)	
	111133	LIFTER, TENSIONER	0.6
8	111139	GUIDE, CAM CHAIN	2.5

Ref. No.	Part No.	Description	Reqd. QTY	Serial No.	Parts catalogue code
			NSS 300A H		
1	14401-KFB-751	CHAIN, CAM(104L)(BORG WARNER)	1		
2	14510-K04-930	TENSIONER, CAM CHAIN	1		
3	14531-KTW-900	BOLT, TENSIONER PIVOT	1		
4	14550-KVZ-631	ADJUSTER, CAM CHAIN	1		
5	14552-KVZ-631	PLUG, ADJUSTER	1		
6	14553-KVZ-631	SPRING, CAM CHAIN ADJUSTER ..	1		
7	14555-K04-931	GASKET, CAM CHAIN ADJUSTER ..	1		
8	14610-KTW-901	GUIDE, CAM CHAIN	1		
9	90421-KAB-003	WASHER, SEALING, 11X19X2	1		
10	95701-06022-00	BOLT, FLANGE, 6X22	2		

E-6

CYLINDER/REED VALVE

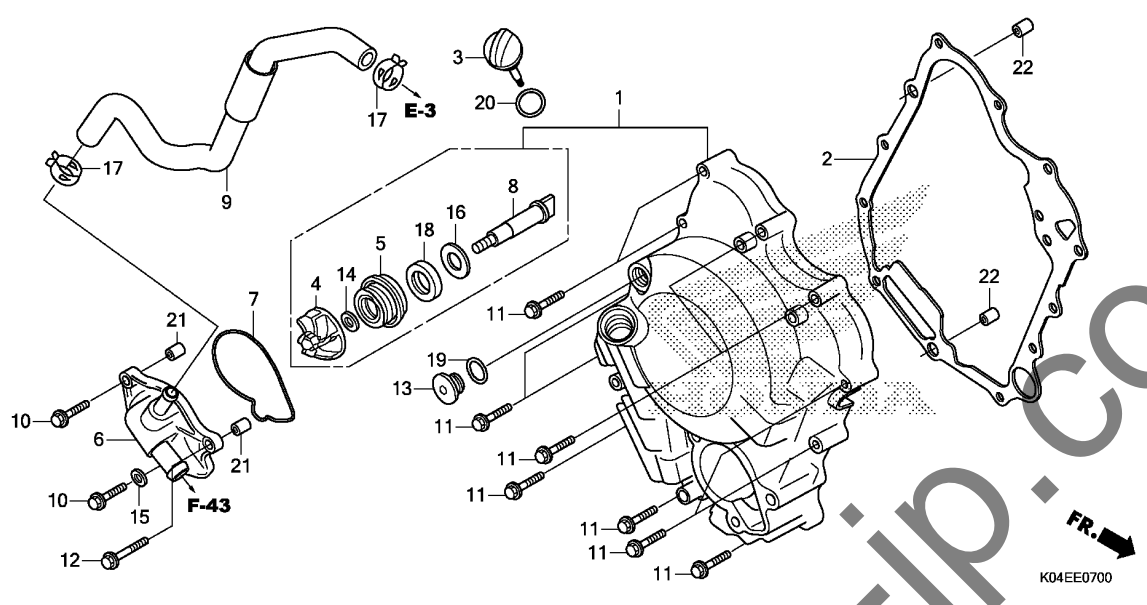


Ref. No.	L.O.N.	(Relative ref. Number) Description	F.R.T.
1	1111A5	CYLINDER	2.9
2	111102	GASKET, CYLINDER	2.8
6		(4)	
	314125	VALVE, PAIR CHECK	0.3

Ref. No.	Part No.	Description	Reqd. QTY		Serial No.	Parts catalogue code
			NSS	300A H		
1	12100-K04-930	CYLINDER COMP.	1			
2	12191-KTW-901	GASKET, CYLINDER	1			
3	12315-K04-930	COVER, REED VALVE	1			
4	12341-MAT-750	PLATE, PORT(AI)	1			
5	16106-KW7-900	CLIP B, TUBE	1			
6	18601-K04-931	VALVE COMP., REED	1			
7	94301-12200	DOWEL PIN, 12X20	2			
8	95701-06012-00	BOLT, FLANGE, 6X12	1			
9	95701-06020-00	BOLT, FLANGE, 6X20	2			
10	95701-06028-00	BOLT, FLANGE, 6X28	3			

E-7

RIGHT CRANKCASE COVER/WATER PUMP



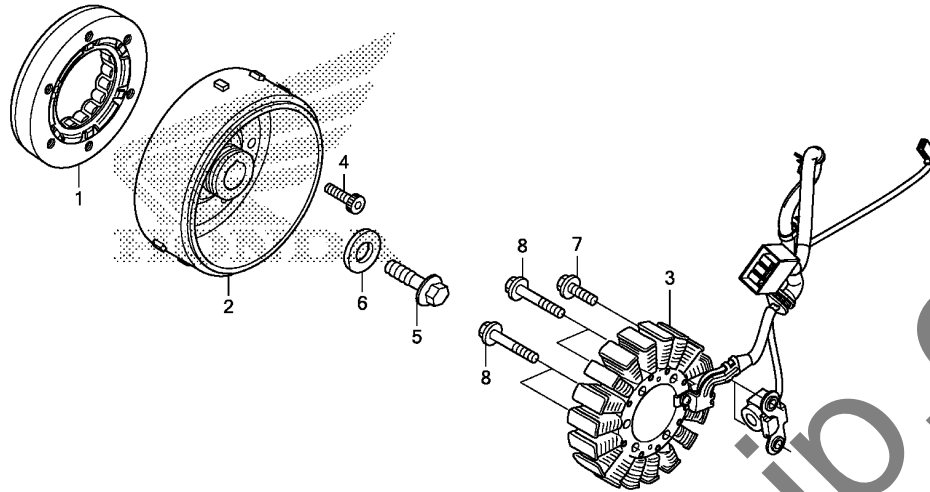
Ref. No.	L.O.N.	(Relative ref. Number) Description	F.R.T.
1	110159	COVER, CRANKCASE :RIGHT	1.5
2	110158	GASKET, CRANKCASE COVER :RIGHT	1.4
4	114105	IMPELLER, WATER PUMP	1.0
5	114110	MECHANICAL SEAL, WATER PUMP	1.7
6	1141B0	COVER, WATER PUMP	0.9
7	1141B1	GASKET, WATER PUMP COVER	0.9
8	1141E7	SHAFT, WATER PUMP	1.6
9	1141B4	HOSE, WATER BYPASS	1.0

Ref. No.	Part No.	Description	Reqd. QTY		Serial No.	Parts catalogue code
			NSS	300A		
1	11300-K04-931	COVER ASSY., R.	1	H		
2	11394-KTW-901	GASKET, R. CRANKCASE COVER	1			
3	15651-K04-930	GAUGE, OIL LEVEL	1			
4	19215-KTW-900	IMPELLER, WATER PUMP	1			
5	19217-MAL-300	SEAL, MECHANICAL	1			
6	19220-K04-930	COVER COMP., WATER PUMP	1			
7	19226-KTW-900	GASKET, WATER PUMP COVER	1			
8	19241-K04-930	SHAFT, WATER PUMP	1			
9	19527-KTW-900	HOSE, WATER BYPASS	1			
10	90010-K04-930	BOLT, FLANGE, 6X32(NSHF)	2			
11	90011-K04-930	BOLT, FLANGE, 6X40(NSHF)	11			
12	90013-K04-930	BOLT, FLANGE, 6X75(NSHF)	1			
13	90084-KWA-930	CAP, 14MM	1			
14	90423-KJ9-000	WASHER, 7.2X13X1.2	1			
15	90441-706-000	WASHER, SEALING, 6MM	1			
16	90599-767-C10	WASHER, THRUST, 12X23X2	1			
17	90678-MR1-690	CLIP, HOSE	2			
18	91202-KTW-901	OIL SEAL, 12X26X5	1			
19	91303-377-000	O-RING, 13.8X2.5	1			
20	91307-035-000	O-RING, 18X3	1			
21	94301-08140	DOWEL PIN, 8X14	2			
22	94301-10160	DOWEL PIN, 10X16	2			

2

E-8

GENERATOR

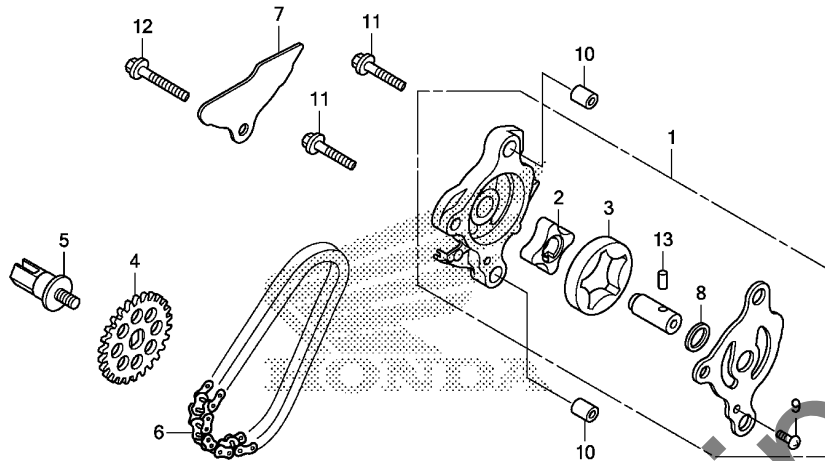


Ref. No.	L.O.N.	(Relative ref. Number) Description	F.R.T.
1	612131	OUTER, STARTING CLUTCH	1.8
2	613105	ROTOR OR FLYWHEEL	1.8
3	6131A3	STATOR	1.8

Ref. No.	Part No.	Description	Reqd. QTY	Serial No.	Parts catalogue code
			NSS 300A H		
1	28125-HN5-671	OUTER COMP., STARTING CLUTCH(NSK)	1		
2	31110-K04-931	FLYWHEEL COMP.(MITSUBA)	1		
3	31120-K04-931	STATOR COMP.(MITSUBA)	1		
4	90002-KVZ-630	BOLT, SOCKET, 6MM	6		
5	90023-MV9-670	BOLT, FLANGE, 10MM	1		
6	90402-KTW-900	WASHER, 10MM	1		
7	96001-06016-00	BOLT, FLANGE, 6X16	2		
8	96001-06032-00	BOLT, FLANGE, 6X32	4		

E-11

OIL PUMP



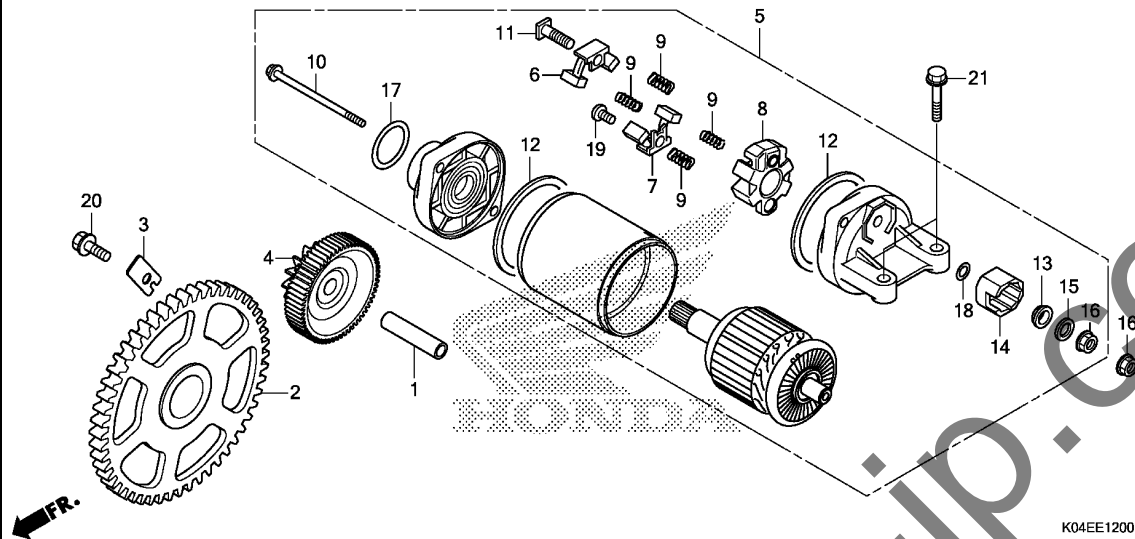
Ref. No.	L.O.N.	(Relative ref. Number) Description	F.R.T.
1		(2,3)	
113105		PUMP ASSY., OIL	2.0
4	113111	SPROCKET, OIL PUMP DRIVEN	1.5
6	113122	CHAIN, OIL PUMP DRIVE	3.3

K04EE1100

Ref. No.	Part No.	Description	Reqd. QTY	Serial No.	Parts catalogue code
			NSS 300A H		
1	15100-KTW-900	PUMP ASSY., OIL	1		
2	15121-MG3-000	ROTOR, INNER	1		
3	15122-MG3-000	ROTOR, OUTER	1		
4	15134-K04-930	SPROCKET, OIL PUMP DRIVEN(26T)	1		
5	15135-K04-930	BOLT, SPECIAL OIL PUMP	1		
6	15141-K04-931	CHAIN, OIL PUMP(54L)(DAIDO)	1		
7	15711-KTW-900	PLATE, OIL SEPARATOR	1		
8	90456-333-000	WASHER, THRUST, 11MM	1		
9	93500-03008-0A	SCREW, PAN, 3X8	1		
10	94301-08140	DOWEL PIN, 8X14	2		
11	95701-06030-00	BOLT, FLANGE, 6X30	2		
12	95701-06050-00	BOLT, FLANGE, 6X50	1		
13	96220-40158	ROLLER, 4X15.8	1		

E-12

STARTER MOTOR



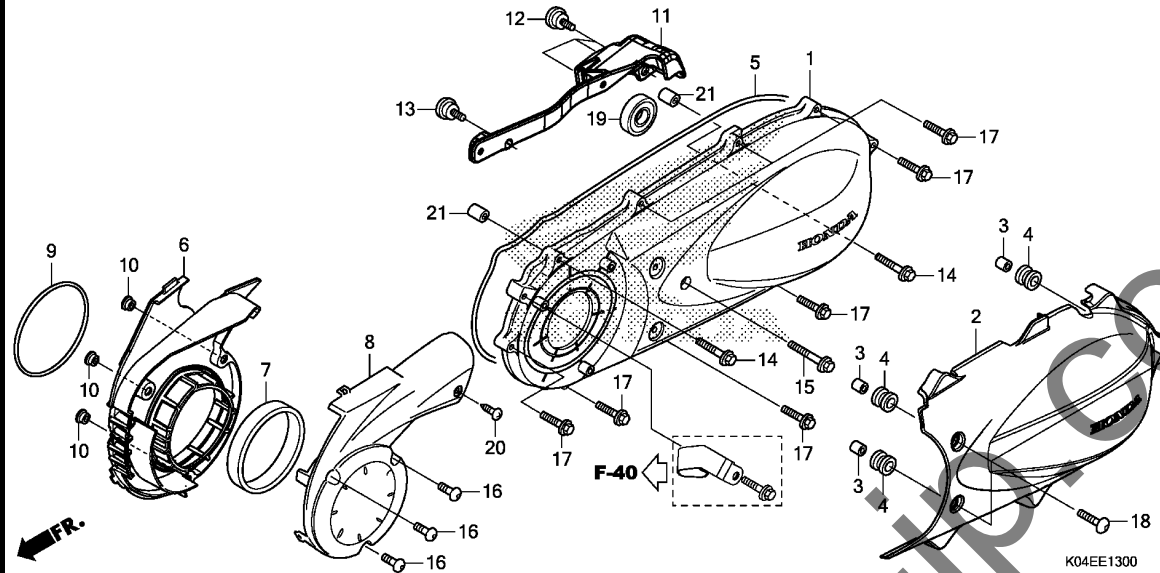
Ref. No.	L.O.N.	(Relative ref. Number) Description	F.R.T.
2	612120	GEAR, STARTER DRIVEN	1.6
4	612125	GEAR, STARTER REDUCTION	1.6
5		(17)	
6	612105	MOTOR, STARTING	0.9
		(7,8,9,12)	
6	6121A4	TERMINAL, BRUSH(STARTER)	1.0
.NOTE: Same time for two units			

Ref. No.	Part No.	Description	Reqd. QTY		Serial No.	Parts catalogue code
			NSS 300A H			
1	28102-ME9-000	PIN, 10X44	1			
2	28110-K04-930	GEAR COMP., STARTER DRIVEN (52T)	1			
3	28115-KTW-900	GUIDE, STARTING DRIVEN GEAR	1			
4	28131-K04-930	GEAR, STARTER REDUCTION (62T/13T)	1			
5	31200-KTW-B01	MOTOR ASSY., STARTER(MITSUBA)	1			
6	31201-MEW-921	BRUSH SET A, CARBON	1			
7	31202-MEW-921	BRUSH SET B, CARBON	1			
8	31203-MEW-921	HOLDER, BRUSH	1			
9	31204-MEW-921	SPRING, CARBON BRUSH	4			
10	31205-HP5-601	BOLT, SETTING	2			
11	31206-MEW-921	BOLT, TERMINAL	1			
12	31207-HP5-601	RING	2			
13	31208-MEW-921	INSULATOR	1			
14	31209-MEW-921	STOPPER, TERMINAL	1			
15	31210-MEW-921	WASHER	1			
16	90071-MB0-000	NUT-WASHER, 6MM	2			
17	91309-425-003	O-RING, 24.4X3.1(ARAI)	1			
18	91320-MB0-000	O-RING, 4X2	1			
19	93892-05012-08	SCREW-WASHER, 5X12	1			
20	95701-06014-00	BOLT, FLANGE, 6X14	1			
21	95701-06025-00	BOLT, FLANGE, 6X25	2			



E-13

LEFT CRANKCASE COVER



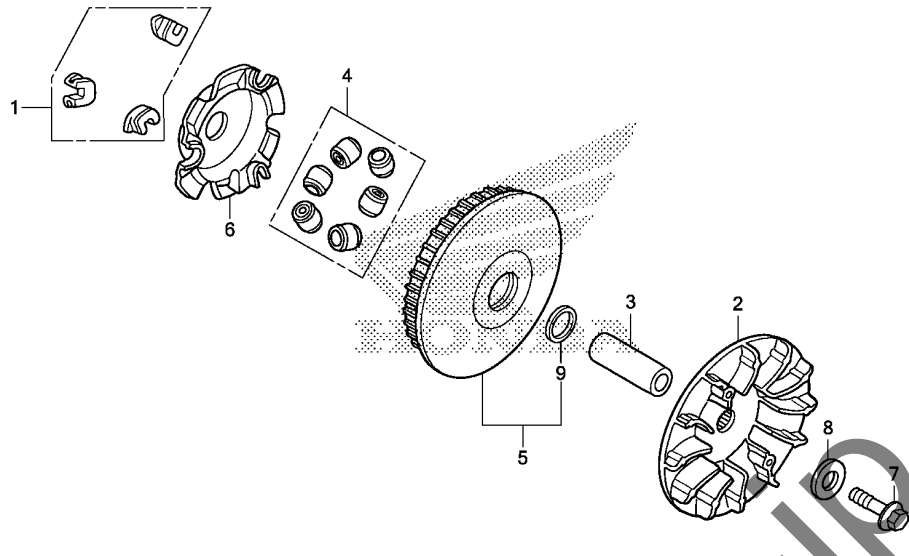
Ref. No.	L.O.N.	(Relative ref. Number) Description	F.R.T.
1	1101A6	COVER, CRANKCASE :LEFT	0.6
2	1101P2	COVER, CRANKCASE OUTER :LEFT ..	0.1
5	1101A3	GASKET, CRANKCASE COVER :LEFT ..	0.4
7	1101H5	ELEMENT, BELT COVER DUCT	0.2
8		(6,9)	
	1101H4	DUCT, BELT COVER	0.2
19	2101H8	BEARING, DRIVESHAFT :LEFT COVER SIDE	0.6

Ref. No.	Part No.	Description	Reqd. QTY	Serial No.	Parts catalogue code
			NSS 300A H		
1	11341-K04-931	COVER, L.	1		
2	11350-K04-930	COVER COMP., L. SIDE OUTER ..	1		
3	11355-KWN-700	COLLAR, L. SIDE OUTER COVER ..	3		
4	11356-KWN-700	RUBBER, L. SIDE OUTER COVER ..	3		
5	11395-KTW-900	GASKET, L. CRANKCASE COVER ..	1		
6	19411-K04-930	DUCT COMP., BELT COVER	1		
7	19412-KTW-900	ELEMENT, BELT COVER DUCT	1		
8	19414-KTW-901	CAP, DUCT COVER	1		
9	19415-KTW-900	SEAL, BELT COVER DUCT	1		
10	19416-KEY-900	COLLAR	3		
11	32112-K04-930	PROTECTOR, SPEED SENSOR	1		
12	90001-K04-930	BOLT, SOCKET, 6X18	3		
13	90002-K04-930	BOLT, SOCKET, 6X22	1		
14	90004-GHB-710	BOLT, FLANGE, 6X40(NSHF)	2		
15	90004-GHB-730	BOLT, FLANGE, 6X50(NSHF)	1		
16	90006-K04-930	BOLT, SPECIAL, 6X18	3		
17	90007-K04-930	BOLT, FLANGE, 6X32(NSHF)	8		
18	90085-K04-930	BOLT, SPECIAL, 6X22	3		
19	91008-K04-931	BEARING, RADIAL BALL, 6004UU ..	1		
20	93903-34480	SCREW, TAPPING, 4X16	1		
21	94301-08140	DOWEL PIN, 8X14	2		

2

E-16

DRIVE FACE



←FR.

K04EE1600

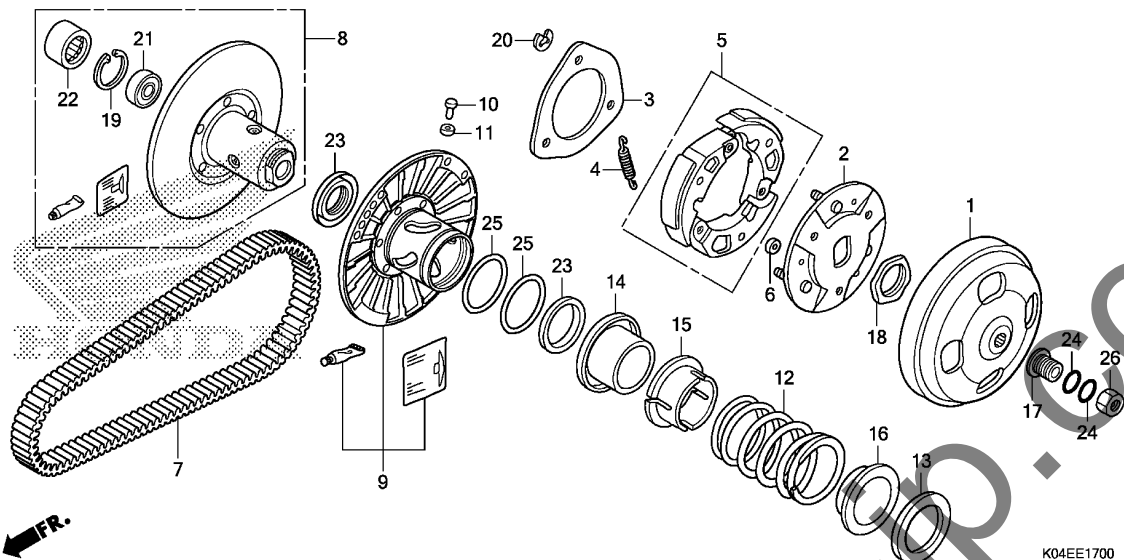
Ref. No.	L.O.N.	(Relative ref. Number) Description	F.R.T.
2	2111A0	FACE, DRIVE	0.6
4		(1,6)	
	2111A4	ROLLER, WEIGHT	0.6
5	2111A1	FACE, MOVABLE DRIVE	0.6

Ref. No.	Part No.	Description	Reqd. QTY	Serial No.	Parts catalogue code
			NSS 300A H		
1	22011-KAB-000	PIECE SET, SLIDE	1		
2	22102-KTW-900	FACE, DRIVE	1		
3	22104-KSV-J20	BOSS B, DRIVE FACE	1		
4	22123-KVZ-640	ROLLER SET, WEIGHT	1		
5	22130-KTW-901	FACE COMP. B, MOVABLE DRIVE	1		
6	22131-KTW-900	PLATE, RAMP	1		
7	90023-MV9-670	BOLT, FLANGE, 10MM	1		
8	90401-KTW-900	WASHER, 10.5X29X4	1		
9	91203-KSV-J21	OIL SEAL, 30X37X3.5	1		

2

E-17

DRIVEN FACE

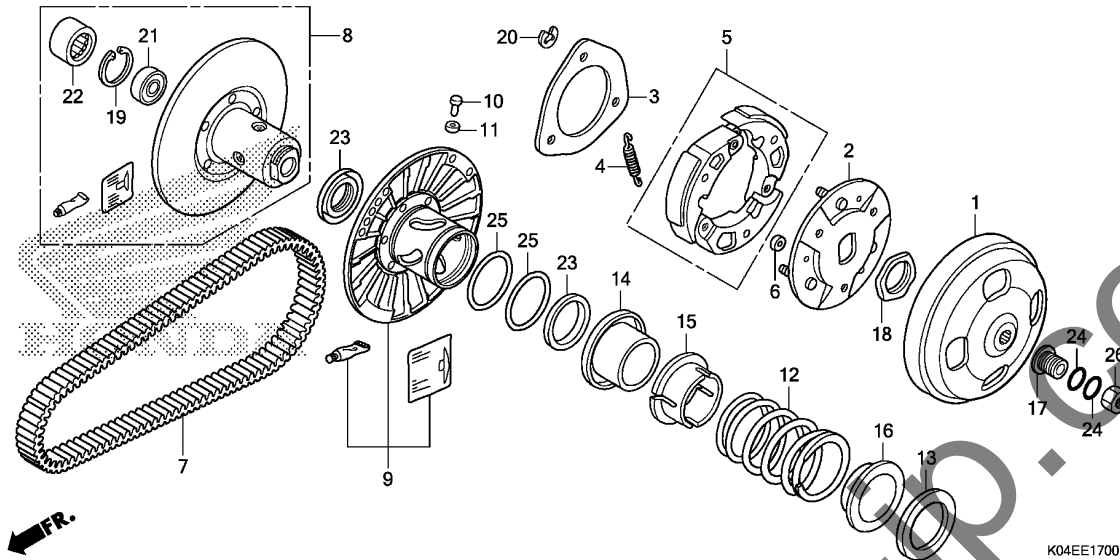


Ref. No.	L.O.N.	(Relative ref. Number) Description	F.R.T.
1	2121A0	OUTER, CLUTCH	0.5
5		(2,4)	
5	2121A6	WEIGHT SET, CLUTCH	1.0
7	2111B2	BELT, DRIVE	0.6
8		(10,11,14)	
9	2111A2	FACE, DRIVEN	0.9
9		(23,25)	
12	2111A3	FACE, MOVABLE DRIVEN	1.0
12		(15,16)	
22	2111A7	SPRING, DRIVEN FACE	0.8
22		(21)	
	2111A8	BEARING, DRIVEN FACE	1.1
	2111A8A	.Replace 1 bearing add	0.1

Ref. No.	Part No.	Description	Reqd. QTY	Serial No.	Parts catalogue code
			NSS 300A H		
1	22100-KFG-000	OUTER COMP., CLUTCH	1		
2	22350-KFG-000	PLATE COMP., DRIVE	1		
3	22361-KFG-000	PLATE, CLUTCH SIDE	1		
4	22401-KEY-900	SPRING, CLUTCH	3		
5	22535-KVZ-630	WEIGHT SET, CLUTCH	1		
6	22804-GB2-000	RUBBER, CLUTCH DAMPER	3		
7	23100-KTW-901	BELT, DRIVE (BANDO)	1		
8	23205-KTW-900	FACE SET, DRIVEN	1		
9	23224-KTW-900	FACE SET, MOVABLE DRIVEN	1		
10	23225-KM1-010	PIN, ROLLER GUIDE	4		
11	23226-KM1-010	ROLLER, GUIDE	4		
12	23233-KTW-900	SPRING, DRIVEN FACE	1		
13	23236-KSV-J10	SEAT, DRIVEN FACE SPRING	1		
14	23237-KSV-J10	COLLAR, SEAL	1		
15	23238-KSV-J10	COLLAR A, SPRING GUIDE	1		
16	23239-KSV-J10	COLLAR B, SPRING GUIDE	1		
17	23415-KVZ-K10	COLLAR, DRIVE SHAFT	1		
18	90202-KM1-000	NUT, SPECIAL, 30MM	1		
19	90603-KSV-J10	CIRCLIP, INTERNAL, 28MM	1		
20	90605-166-720	CIRCLIP, 7MM	3		
21	91002-GA7-701	BEARING, RADIAL BALL, 6902U (NTN)	1		
	91002-GA7-702	BEARING, RADIAL BALL, 6902U (FUJIKOSHI)	1		
22	91002-KPB-003	BEARING, NEEDLE, 25X33X18	1		

E-17

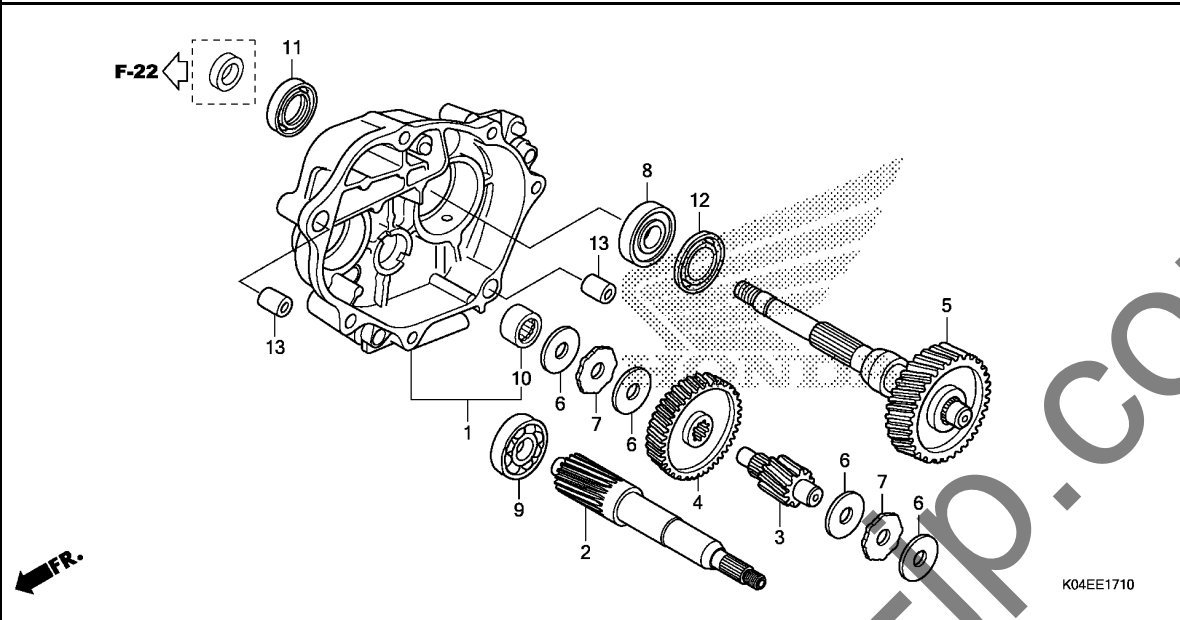
DRIVEN FACE



Ref. No.	Part No.	Description	Reqd. QTY		Serial No.	Parts catalogue code
			NSS	300A H		
23	91211-KM1-005	SEAL, DRIVEN FACE, 40X47X4 ..	2			
24	91301-K04-930	O-RING, 16.5X1.5	2			
25	91352-KM1-003	O-RING, 47X1.9(NOK)	2			
	91352-KM1-005	O-RING, 47X1.9(ARAI)	2			
26	94001-12200-0S	NUT, HEX., 12MM	1			

E-17-10

TRANSMISSION



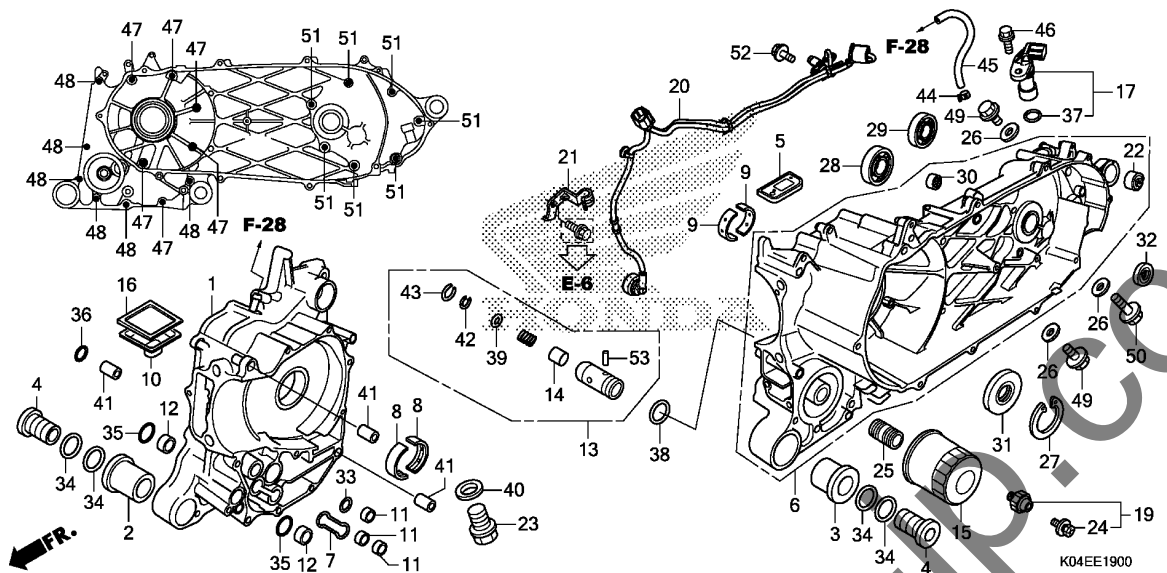
Ref. No.	L.O.N.	(Relative ref. Number) Description	F.R.T.
1	2101A2	CASE, TRANSMISSION	1.6
2	2101E9	SHAFT, DRIVE	1.6
3	210142	COUNTERSHAFT, TRANSMISSION ...	1.3
4	2101A5	GEAR, COUNTER	1.3
5	210170	SHAFT, FINAL GEAR	1.3
8	(11,12)		
	2101E6	BEARING, FINAL GEAR SHAFT :RIGHT	1.5
	2101J0	BEARING, FINAL GEAR SHAFT :BOTH	1.6
9	2101F1	BEARING, DRIVESHAFT :RIGHT ...	1.5
	2101J1	BEARING, DRIVESHAFT :BOTH ...	1.7
10	2101C8	BEARING, COUNTERSHAFT :RIGHT ..	1.5
	2101C9	BEARING, COUNTERSHAFT :BOTH ..	1.6

Ref. No.	Part No.	Description	Reqd. QTY	Serial No.	Parts catalogue code
			NSS 300A H		
1	21300-K04-930	CASE COMP., MISSION	1		
2	23411-K04-930	SHAFT, DRIVE(18T)	1		
3	23421-K04-930	SHAFT, COUNTER(12T)	1		
4	23422-K04-930	GEAR, COUNTER(44T)	1		
5	23430-K04-930	GEAR COMP., FINAL(37T)	1		
6	90411-KTW-B00	WASHER, 14X42X1	4		
7	90412-K04-930	WASHER, SIDE, 14MM	2		
8	91006-KAB-004	BEARING, RADIAL BALL, 6205-2NSG(FUJIKOSHI)	1		
9	91007-K04-931	BEARING, RADIAL BALL, 6302	1		
10	91106-KM1-013	BEARING, NEEDLE, 14X22X16	1		
11	91251-KSV-J11	DUST SEAL, 34X46X8	1		
12	91253-KM1-003	OIL SEAL, 34X52X5(NOK)	1		
13	94301-12160	PIN A, DOWEL, 12X16	2		

2

E-19

CRANKCASE



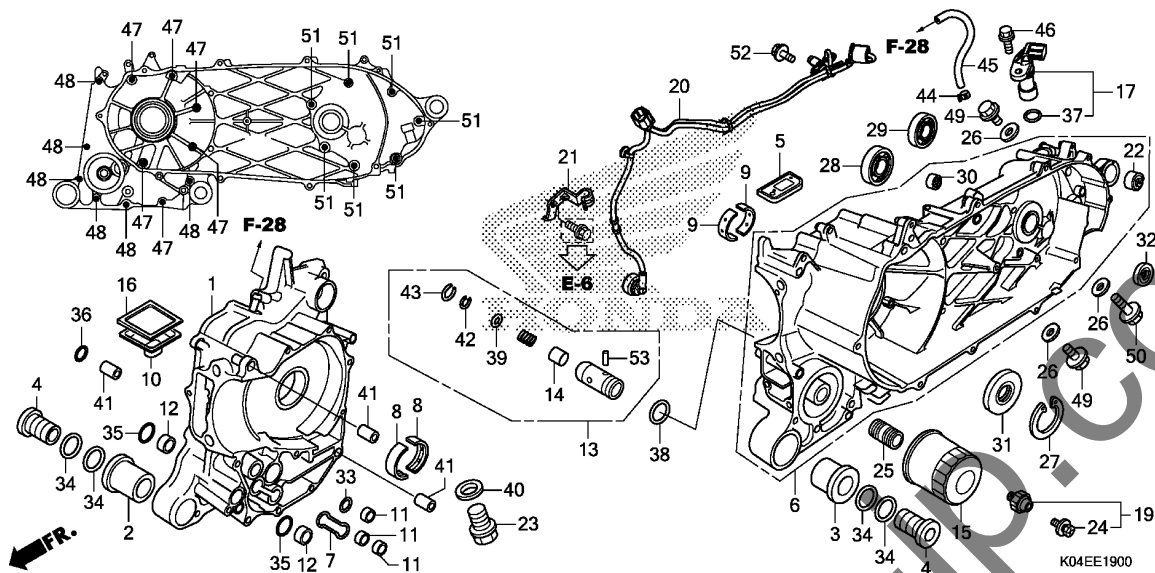
Ref. No.	L.O.N.	(Relative ref. Number) Description	F.R.T.
1	110120	CRANKCASE :RIGHTINCLUDES: Engine removal and installation	5.3
5	1101L3	ONE WAY VALVE, CRANKCASEINCLUDES: Engine removal and installation	4.8
6	110115	CRANKCASE :LEFTINCLUDES: Engine removal and installation	5.7
	1101A2	CRANKCASE :BOTHINCLUDES: Engine removal and installation	5.9
8	1101B7	BEARING, CRANKSHAFT :RIGHTINCLUDES: Engine removal and installation	5.2
9	1101B6	BEARING, CRANKSHAFT :LEFTINCLUDES: Engine removal and installation	5.2
	1101G0	BEARING, CRANKSHAFT :BOTHINCLUDES: Engine removal and installation	5.4
10	1131B6	STRAINER, OIL	1.4
13	113126	VALVE, RELIEFINCLUDES: Engine removal and installation	4.8

Ref. No.	Part No.	Description	Reqd. QTY	Serial No.	Parts catalogue code
			NSS 300A H		
1	11100-K04-932	CRANKCASE COMP., R.	1		
2	11103-K04-930	BUSH, R. OUTER ENGINE HANGER	1		
3	11104-K04-930	BUSH, L. OUTER ENGINE HANGER	1		
4	11105-KTW-900	BUSH, INNER ENGINE HANGER ...	2		
5	11110-KTW-901	VALVE COMP., REED	1		
6	11200-K04-931	CRANKCASE COMP., L.	1		
7	11205-KTW-900	GASKET, OIL PATH	1		
8	13312-KTW-901	BEARING A, CRANKSHAFT R. SIDE (BLUE)	2		
	13313-KTW-901	BEARING B, CRANKSHAFT R. SIDE (BLACK)	2		
	13314-KTW-901	BEARING C, CRANKSHAFT R. SIDE (BROWN)	2		
	13315-KTW-901	BEARING D, CRANKSHAFT R. SIDE (GREEN)	2		
	13316-KTW-901	BEARING E, CRANKSHAFT R. SIDE (BLUE/BLUE) (O.S.)	(2)		
	13317-KTW-901	BEARING F, CRANKSHAFT R. SIDE (BLACK/BLACK) (O.S.)	(2)		
	13318-KTW-901	BEARING G, CRANKSHAFT R. SIDE (BROWN/BROWN) (O.S.)	(2)		
	13319-KTW-901	BEARING H, CRANKSHAFT R. SIDE (GREEN/GREEN) (O.S.)	(2)		
9	13322-KTW-901	BEARING A, CRANKSHAFT L. SIDE (BLUE)	2		
	13323-KTW-901	BEARING B, CRANKSHAFT L. SIDE (BLACK)	2		



E-19

CRANKCASE



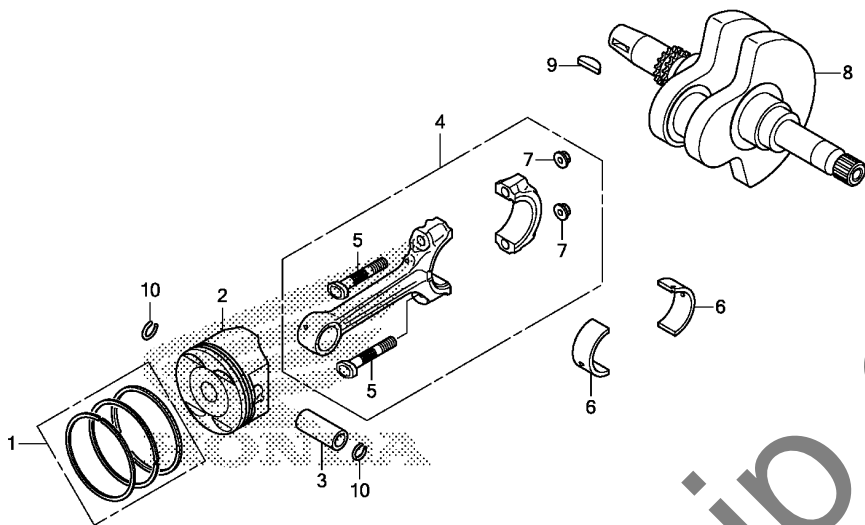
Ref. No.	L.O.N.	(Relative ref. Number) Description	F.R.T.
15	113180	CARTRIDGE, OIL FILTER	0.2
16	1131B5	SCREEN, OIL FILTER	1.4
17	617198	SENSOR, SPEEDOMETER	1.2
19	615160	SWITCH, OIL PRESSURE	0.2
20	617197	SENSOR, WHEEL SPEED :REAR	1.3
28	2101F0	BEARING, DRIVESHAFT :LEFT	1.6
	2101J1	BEARING, DRIVESHAFT :BOTH	1.7
29	2101E5	BEARING, FINAL GEAR SHAFT :LEFT	1.5
	2101J0	BEARING, FINAL GEAR SHAFT :BOTH	1.6
30	2101C7	BEARING, COUNTERSHAFT :LEFT ..	1.5
	2101C9	BEARING, COUNTERSHAFT :BOTH ..	1.6
31	110131	OIL SEAL, CRANKSHAFT :LEFT ...	4.9
		.INCLUDES: Engine removal and installation	
32	2101E7	OIL SEAL, DRIVESHAFT	1.6

Ref. No.	Part No.	Description	Reqd. QTY	Serial No.	Parts catalogue code
			NSS 300A H		
(9)	13324-KTW-901	BEARING C, CRANKSHAFT L. SIDE (BROWN)	2		
	13325-KTW-901	BEARING D, CRANKSHAFT L. SIDE (GREEN)	2		
	13326-KTW-901	BEARING E, CRANKSHAFT L. SIDE (BLUE/BLUE) (O.S.)	(2)		
	13327-KTW-901	BEARING F, CRANKSHAFT L. SIDE (BLACK/BLACK) (O.S.)	(2)		
	13328-KTW-901	BEARING G, CRANKSHAFT L. SIDE (BROWN/BROWN) (O.S.)	(2)		
	13329-KTW-901	BEARING H, CRANKSHAFT L. SIDE (GREEN/GREEN) (O.S.)	(2)		
10	15153-HN7-000	STRAINER, OIL	1		
11	15155-300-000	COLLAR, O-RING	3		
12	15155-HP0-A00	COLLAR, O-RING	2		
13	15220-KTW-900	VALVE ASSY., RELIEF	1		
14	15231-413-020	VALVE, RELIEF	1		
15	15410-MFJ-D01	CARTRIDGE, OIL FILTER (TOYO ROKI)	1		
16	15421-K04-930	SCREEN, OIL FILTER	1		
17	28810-R90-013	PICK UP ASSY.(TOYO)	1		
19	35500-MEH-661	SWITCH ASSY., OIL PRESSURE (DENSO)	1		
20	38510-K04-971	SENSOR, RR. WHEEL SPEED	1		
21	38515-KTW-900	GUIDE, OIL PRESSURE SWITCH CORD	1		

E-19

CRANKCASE

Ref. No.	Part No.	Description	Reqd. QTY		Serial No.	Parts catalogue code
			NSS 300A H			
22	52108-KTW-B00	BUSH, DAMPER	1			
23	90002-KTW-900	BOLT, DRAIN PLUG, 12MM	1			
24	90002-PA6-003	BOLT-WASHER, 4X8(DENSO)	1			
25	90019-MGZ-J00	BOSS, OIL FILTER	1			
26	90474-333-000	WASHER, SEALING, 8MM	3			
27	90601-K04-930	CIRCLIP, INTERNAL, 65	1			
28	91005-KPB-003	BEARING, RADIAL BALL, 6205SPL	1			
29	91102-GE1-711	BEARING, RADIAL BALL, 6204	1			
30	91105-KTW-901	BEARING, NEEDLE, 14X22X20 ... (TOYO)	1			
31	91201-K04-931	OIL SEAL, 33X64X7	1			
32	91251-KPB-003	OIL SEAL, 25X35X5	1			
33	91303-K04-930	O-RING, 14.8X2.4(NOK)	1			
34	91304-K04-930	O-RING, 15.8X2.4	4			
35	91305-K04-930	O-RING, 16.5X2.5	2			
36	91307-K04-930	O-RING, 9.8X2.4	1			
37	91309-PX4-003	O-RING, 16X2.1(NOK)	1			
38	91313-K04-930	O-RING, 14.7X2.2	1			
39	94101-05800	WASHER, PLAIN, 5MM	1			
40	94109-12000	WASHER, DRAIN PLUG, 12MM	1			
41	94301-10160	DOWEL PIN, 10X16	3			
42	94520-12000	CIRCLIP, INTERNAL, 12MM	1			
43	94601-16000	CLIP, PISTON PIN, 16MM	1			
44	95002-41000-08	CLAMP, TUBE(D10)	1			
45	95005-55120-20	TUBE, 5.3X120(95005-55001-20M)	1			
46	95701-06016-00	BOLT, FLANGE, 6X16	1			
47	95701-06055-00	BOLT, FLANGE, 6X55	6			
48	95701-06080-00	BOLT, FLANGE, 6X80	6			
49	95701-08012-00	BOLT, FLANGE, 8X12	2			
50	95701-08025-00	BOLT, FLANGE, 8X25	1			
51	95701-08060-00	BOLT, FLANGE, 8X60	7			
52	96001-06016-07	BOLT, FLANGE, 6X16	2			
53	96220-30178	ROLLER, 3X17.8	1			



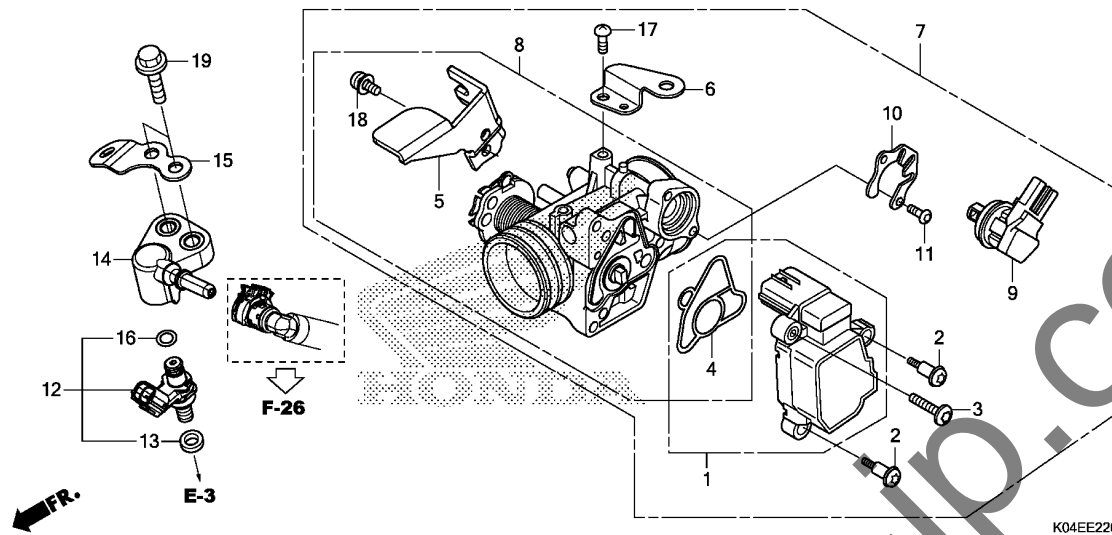
K04EE2000

Ref. No.	L.O.N.	(Relative ref. Number) Description	F.R.T.
2		(1,3,10)	
111103		PISTON RING AND/OR PISTON(ONE)	3.0
4		(6)	
110145		ROD, CONNECTING(ONE)	5.1
		.INCLUDES: Engine removal and installation	
8		1101B5 CRANKSHAFT	5.7
		.INCLUDES: Engine removal and installation	

Ref. No.	Part No.	Description	Reqd. QTY	Serial No.	Parts catalogue code
			NSS 300A H		
1	13011-KTW-900	RING SET, PISTON(STD.)	1		
	13021-KTW-900	RING SET, PISTON(O.S. 0.25) -	(1)		
	13031-KTW-900	RING SET, PISTON(O.S. 0.50) -	(1)		
2	13101-K04-930	PISTON(STD)	1		
	13102-K04-930	PISTON(O.S. 0.25)	(1)		
	13103-K04-930	PISTON(O.S. 0.50)	(1)		
3	13111-K04-930	PIN, PISTON	1		
4	13210-KTW-901	ROD ASSY., CONNECTING	1		
5	13213-ML7-020	BOLT, CONNECTING ROD	2		
6	13214-MM4-000	BEARING A, CONNECTING ROD (BLUE)	2		
	13215-MM4-000	BEARING B, CONNECTING ROD (BLACK)	2		
	13216-MM4-000	BEARING C, CONNECTING ROD (BROWN)	2		
	13217-MM4-000	BEARING D, CONNECTING ROD (GREEN)	2		
	13218-MM4-000	BEARING E, CONNECTING ROD (YELLOW)	2		
7	13215-ML7-000	NUT, CONNECTING ROD	2		
8	13310-KTW-900	CRANKSHAFT	1		
9	90741-HN5-670	KEY, SPECIAL WOODRUFF, 25X14	1		
10	94601-17000	CLIP, PISTON PIN, 17MM	2		

E-22

THROTTLE BODY

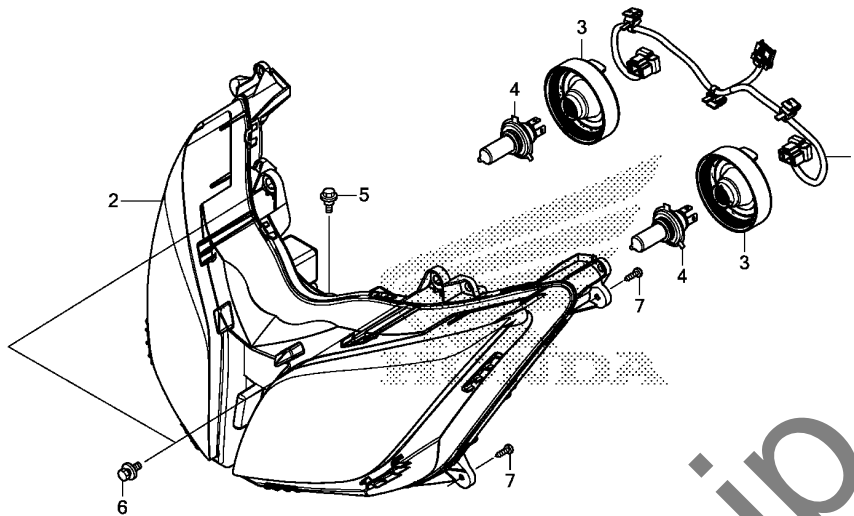


Ref. No.	L.O.N.	(Relative ref. Number) Description	F.R.T.
1		(4)	
617115		SENSOR, THROTTLE	0.6
7		BODY ASSY., THROTTLE	0.7
8		BODY, THROTTLE	0.8
9		VALVE, IDLE AIR CONTROL	0.6
12		(13,14,16)	
311145		INJECTOR, FUEL	0.7

Ref. No.	Part No.	Description	Reqd. QTY	Serial No.	Parts catalogue code
			NSS 300A H		
1	16060-GFZ-003	SENSOR SET	1		
2	16081-KPH-701	SCREW, TORX, 5X8.7	2		
3	16082-KPH-701	SCREW, TORX, 5X17	1		
4	16083-KTR-941	O-RING, THROTTLE BODY	1		
5	16169-K04-931	STAY, WIRE	1		
6	16196-KTW-901	STAY, HARNESS CLAMPER	1		
7	16400-K04-931	THROTTLE BODY ASSY.(GQBHA A)	1		
8	16410-K04-931	BODY SET	1		
9	16430-KTW-911	VALVE ASSY., IDLE AIR CONTROL	1		
10	16432-GFM-901	PLATE, IDLE AIR CONTROL VALVE	1		
11	16433-HN8-A61	SCREW, TORX	2		
12	16450-MGC-D21	INJECTOR ASSY., FUEL	1		
13	16472-KPC-D50	RING, SEAL	1		
14	17565-K04-930	JOINT COMP., INJECTOR	1		
15	17571-K04-930	STAY, HARNESS	1		
16	91301-GGL-J01	O-RING, 6.3X2.2	1		
17	93500-05010-1H	SCREW, PAN, 5X10	1		
18	93892-05012-18	SCREW-WASHER, 5X12	1		
19	95701-06025-00	BOLT, FLANGE, 6X25	2		

F-1

HEADLIGHT



K04EF0100

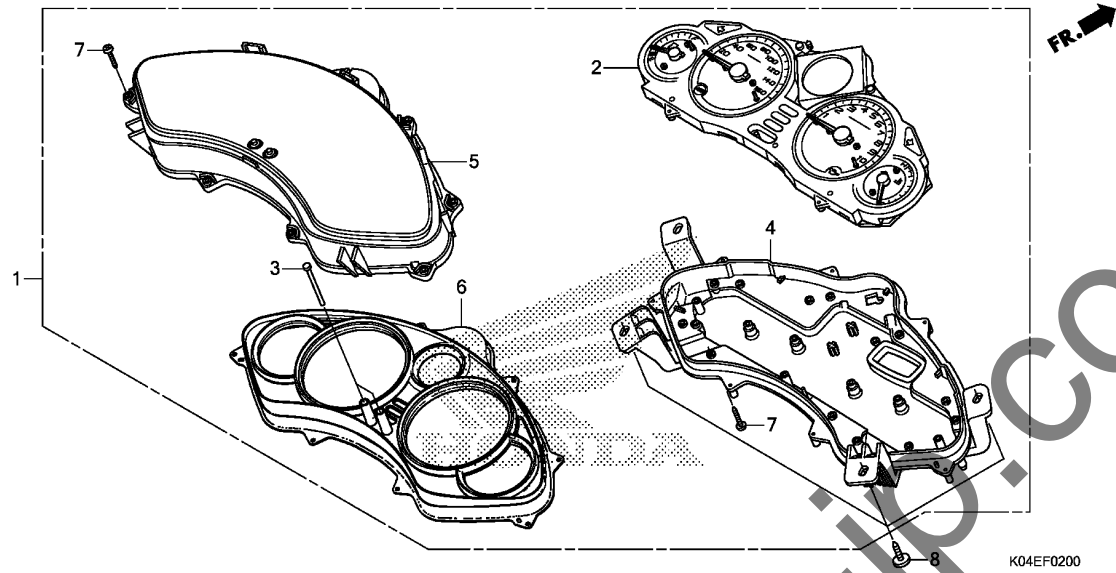
Ref. No.	L.O.N.	(Relative ref. Number) Description	F.R.T.
1	6161H5	SUB CORD, HEADLIGHT	0.7
2	6161A7	HEADLIGHT UNIT	1.1
4		(3)	
	6161F7	BULB, HEADLIGHT :LEFT	0.1
	6161F8	BULB, HEADLIGHT :RIGHT	0.1
	6161H4	BULB, HEADLIGHT :BOTH	0.1

Ref. No.	Part No.	Description	Reqd. QTY	Serial No.	Parts catalogue code
			NSS 300A H		
1	32102-K04-930	SUB CORD, HEADLIGHT	1		
2	33102-K04-931	HEADLIGHT UNIT	1		
3	33112-KWR-003	COVER, RUBBER	2		
4	34901-KZL-841	BULB, HEADLIGHT(12V 35/35W)	2		
5	90123-K04-930	BOLT, HEADLIGHT(6MM)	1		
6	93404-06014-00	BOLT-WASHER, 6X14	2		
7	93903-35320	SCREW, TAPPING, 5X16	4		

3

F-2

COMBINATION METER

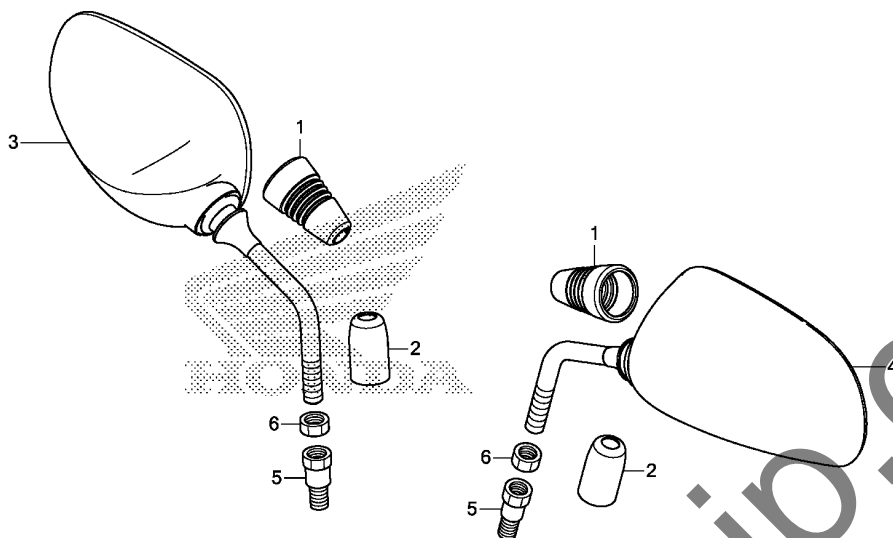


Ref. No.	L.O.N.	(Relative ref. Number) Description	F.R.T.
1	8121A1	METER ASSY., COMBINATION	1.1
2	8121A2	METER, COMBINATION	1.3
4	8121B3	CASE, METER	1.2
5	8121B7	LENS, METER	1.1
6	4131A3	PLATE, REFLECTING	1.1

Ref. No.	Part No.	Description	Reqd. QTY		Serial No.	Parts catalogue code
			NSS	300A H		
1	37100-K04-711	METER ASSY., COMBINATION(KPH)	1			
2	37110-K04-711	METER COMP., COMBINATION	1			
3	37202-KSV-J20	ROD, SWITCH EXTENSION	2			
4	37211-KSV-J20	CASE, LOWER	1			
5	37212-KSV-J21	LENS ASSY.	1			
6	37213-K04-931	PLATE ASSY., REFLECTING	1			
7	93903-22420	SCREW, TAPPING, 3X16	21			
8	93903-35320	SCREW, TAPPING, 5X16	4			

F-3

MIRROR



K04EF0300

Ref. No.	L.O.N. (Relative ref. Number)	Description	F.R.T.
----------	-------------------------------	-------------	--------

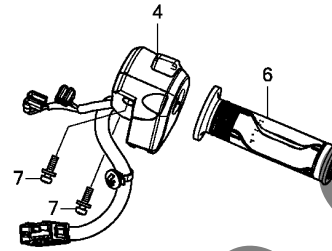
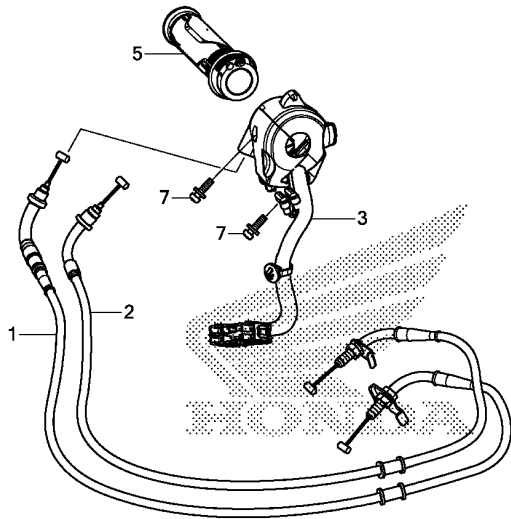
NO INFORMATION

Ref. No.	Part No.	Description	Reqd. QTY	Serial No.	Parts catalogue code
			NSS 300A H		
1	88114-KWN-900	BOOT, MIRROR	2		
2	88115-KWN-900	CAP, LOCK NUT	2		
3	88210-K04-930	MIRROR COMP., R.	1		
4	88220-K04-930	MIRROR COMP., L.	1		
5	90103-KZR-701	BOLT B, ADAPTER, 10MM	2		
6	90301-KWW-640	NUT, HEX., 10MM (LEFT HAND THREAD)	2		

3

F-4

SWITCH/CABLE



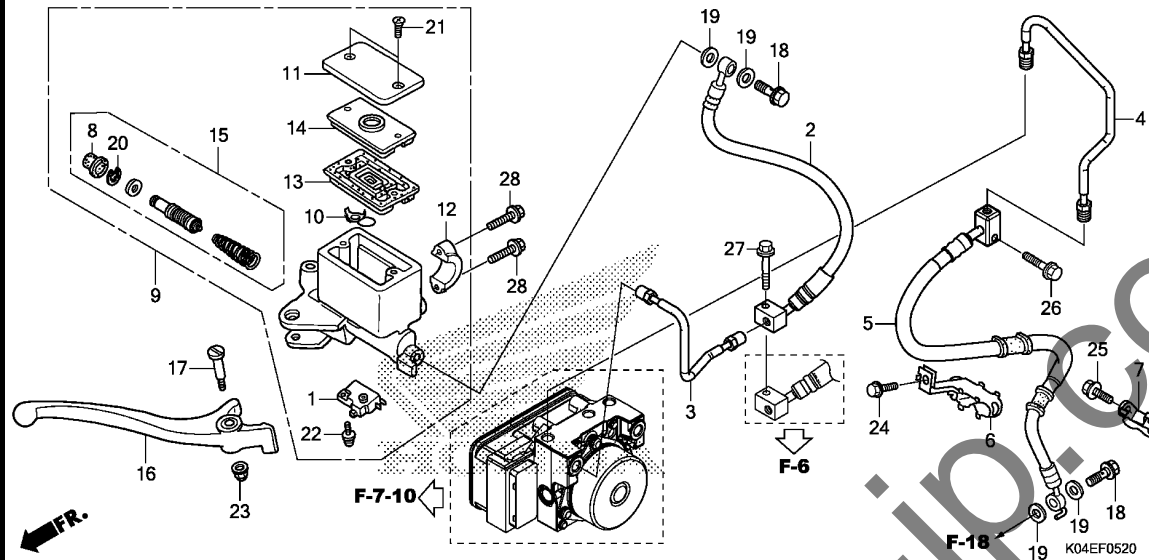
K04EF0400

Ref. No.	L.O.N.	(Relative ref. Number) Description	F.R.T.
1		(2)	
811100		CABLE, THROTTLE	2.2
.NOTE: Same time for two units			
3	615120	SWITCH, STARTER KILL	1.3
4	615118	SWITCH, WINKER	1.2
5	810150	GRIP, THROTTLE	0.2
6	810100	GRIP, HANDLE :LEFT	0.1

Ref. No.	Part No.	Description	Reqd. QTY	Serial No.	Parts catalogue code
			NSS 300A H		
1	17910-K04-931	CABLE COMP. A, THROTTLE	1		
2	17920-K04-931	CABLE COMP. B, THROTTLE	1		
3	35130-K04-931	SWITCH ASSY., ENGINE STOP ...	1		
4	35200-K04-931	SWITCH ASSY., WINKER	1		
5	53140-KYJ-900	GRIP COMP., THROTTLE	1		
6	53166-KYJ-900	GRIP, L. HANDLE	1		
7	93892-05020-07	SCREW-WASHER, 5X20	4		

F-5-20

FRONT BRAKE MASTER CYLINDER



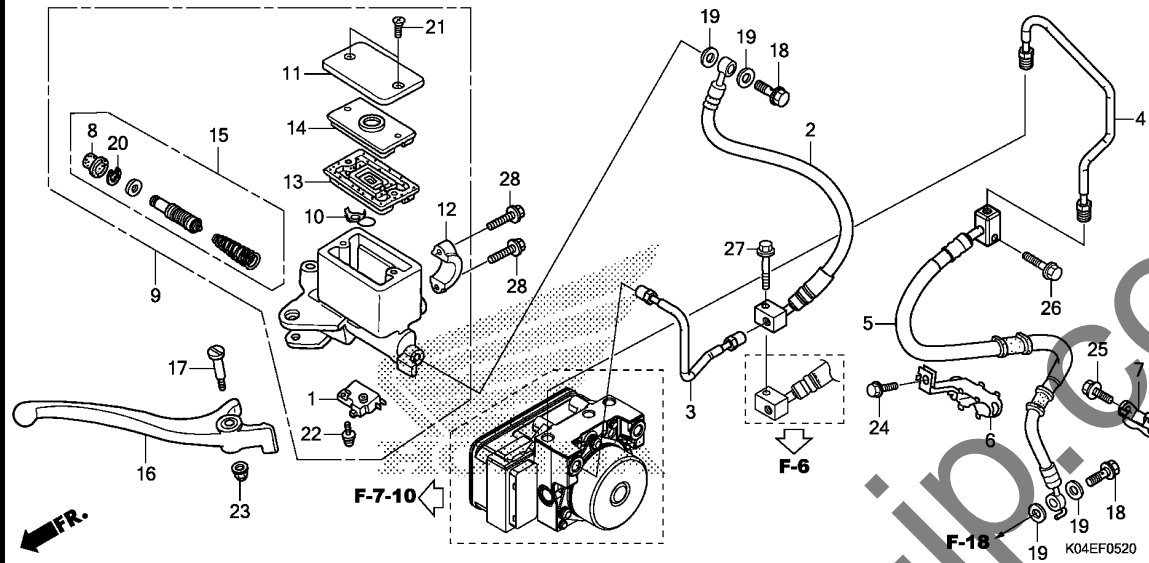
Ref. No.	L.O.N.	(Relative ref. Number) Description	F.R.T.
1	6151B2	SWITCH, FRONT STOP	0.1
	6151B6	SWITCH, STOP :BOTH	0.2
2	712127	HOSE A, FRONT BRAKE	1.2
		.INCLUDES: Bleed brakes	
3	7121C8	PIPE B, FRONT BRAKE	1.2
		.INCLUDES: Bleed brakes	
4	7121C9	PIPE C, FRONT BRAKE	1.2
		.INCLUDES: Bleed brakes	
5	7121V3	HOSE E, FRONT BRAKE	1.3
		.INCLUDES: Bleed brakes	
9	712105	CYLINDER, FRONT BRAKE MASTER	0.4
		.INCLUDES: Bleed brakes	
13	7121G6	DIAPHRAGM, FRONT BRAKE MASTER	0.1
		CYLINDER	
15	7121G9	PISTON SET, FRONT BRAKE MASTER	0.4
		.INCLUDES: Bleed brakes	
16	8101C7	LEVER, HANDLE :RIGHT	0.1
	8101F5	LEVER, HANDLE :BOTH	0.2

Ref. No.	Part No.	Description	Reqd. QTY	Serial No.	Parts catalogue code
			NSS 300A H		
1	35340-MGS-D31	SWITCH ASSY., FR. STOP	1		
2	45125-K04-971	HOSE COMP. A, FR. BRAKE	1		
3	45126-K04-970	PIPE COMP. B, FR. BRAKE	1		
4	45127-K04-970	PIPE COMP. C, FR. BRAKE	1		
5	45128-K04-931	HOSE COMP. E, FR. BRAKE	1		
6	45135-KVZ-660	CLAMPER COMP. A, BRAKE HOSE	1		
7	45160-KVZ-660	CLAMPER COMP. B, BRAKE HOSE	1		
8	45504-410-003	BOOT COMP.	1		
9	45510-K04-931	CYLINDER SUB ASSY., FR. BRAKE	1		
		MASTER (NISSIN)			
10	45512-MA6-006	PROTECTOR	1		
11	45513-KK1-771	CAP, MASTER CYLINDER	1		
12	45517-166-006	HOLDER, MASTER CYLINDER	1		
13	45520-MG7-006	DIAPHRAGM	1		
14	45521-HA2-006	PLATE, DIAPHRAGM	1		
15	45530-KVY-911	CYLINDER SET, MASTER	1		
16	53175-K04-931	LEVER, R. HANDLE	1		
17	90114-MA5-671	BOLT, HANDLE LEVER PIVOT	1		
18	90145-MS9-612	BOLT, OIL, 10X22	2		
19	90545-300-000	WASHER, OIL BOLT	4		
20	90651-MA5-671	CIRCLIP	1		
21	93600-04012-1G	SCREW, FLAT, 4X12	2		
22	93893-04012-17	SCREW-WASHER, 4X12	1		
23	94050-06000	NUT, FLANGE, 6MM	1		
24	95701-06012-07	BOLT, FLANGE, 6X12	1		

3

F-5-20

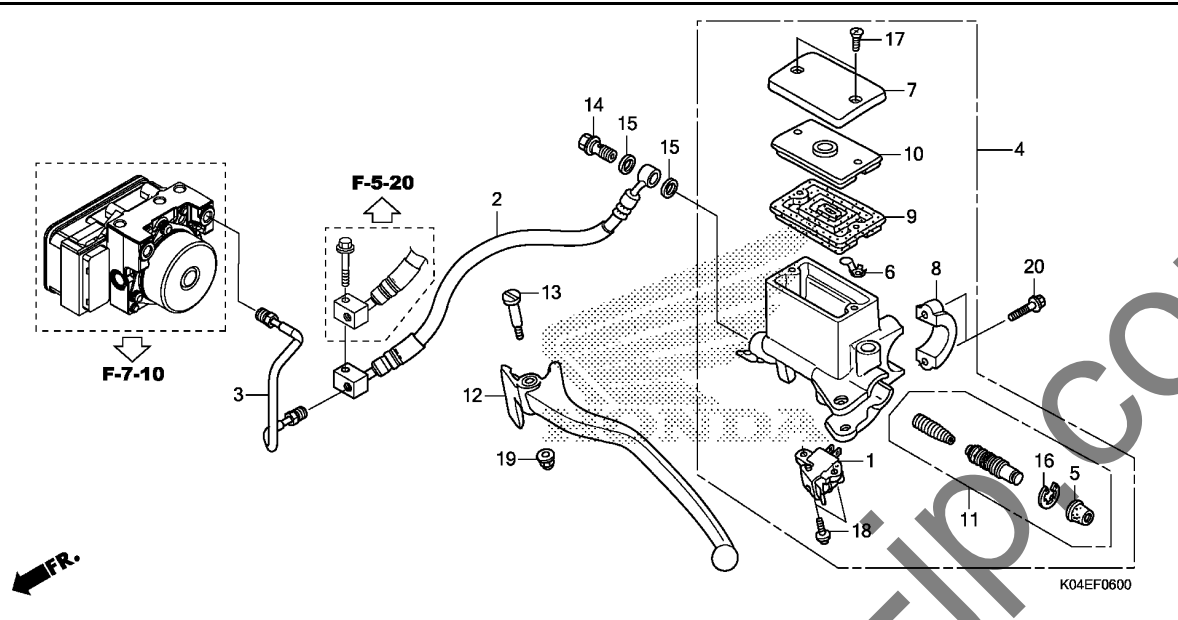
FRONT BRAKE MASTER CYLINDER



Ref. No.	Part No.	Description	Reqd. QTY		Serial No.	Parts catalogue code
			NSS	300A		
			H			
25	95701-06016-07	BOLT, FLANGE, 6X16	1		
26	95701-06025-08	BOLT, FLANGE, 6X25	1		
27	95701-06040-08	BOLT, FLANGE, 6X40	1		
28	96001-06022-07	BOLT, FLANGE, 6X22	2		

F-6

REAR BRAKE MASTER CYLINDER



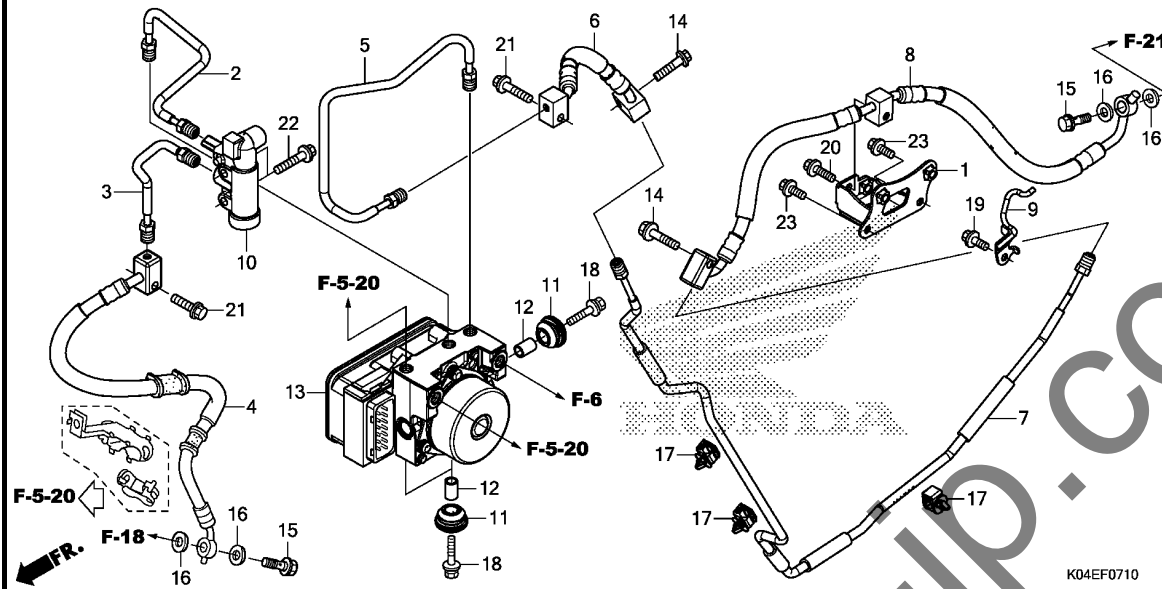
Ref. No.	L.O.N.	(Relative ref. Number) Description	F.R.T.
1	6151B3	SWITCH, REAR STOP :LEVER SIDE	0.1
	6151B6	SWITCH, STOP :BOTH	0.2
2	712180	HOSE A, REAR BRAKE	1.4
		.INCLUDES: Bleed brakes	
3	7121D8	PIPE B, REAR BRAKE	1.3
		.INCLUDES: Bleed brakes	
4	712125	CYLINDER, REAR BRAKE MASTER	0.6
		.INCLUDES: Bleed brakes	
9	7121G7	DIAPHRAGM, REAR BRAKE MASTER CYLINDER	0.1
11	7121H0	PISTON SET, REAR BRAKE MASTER	0.6
		.INCLUDES: Bleed brakes	
12	8101C6	LEVER, HANDLE :LEFT	0.1
	8101F5	LEVER, HANDLE :BOTH	0.2

3

Ref. No.	Part No.	Description	Reqd. QTY	Serial No.	Parts catalogue code
			NSS 300A H		
1	35340-KFG-003	SWITCH ASSY., FR. STOP	1		
2	43311-K04-971	HOSE COMP. A, RR. BRAKE	1		
3	43312-K04-970	PIPE COMP. B, RR. BRAKE	1		
4	43510-K04-931	CYLINDER SUB ASSY., RR. BRAKE MASTER(NISSIN)	1		
5	45504-410-003	BOOT COMP.	1		
6	45512-MA6-006	PROTECTOR	1		
7	45513-KK1-771	CAP, MASTER CYLINDER	1		
8	45517-166-006	HOLDER, MASTER CYLINDER	1		
9	45520-MG7-006	DIAPHRAGM	1		
10	45521-HA2-006	PLATE, DIAPHRAGM	1		
11	45530-471-831	CYLINDER SET, MASTER	1		
12	53178-K04-931	LEVER, L. HANDLE	1		
13	90114-MA5-671	BOLT, HANDLE LEVER PIVOT	1		
14	90145-MS9-612	BOLT, OIL, 10X22	1		
15	90545-300-000	WASHER, OIL BOLT	2		
16	90651-MA5-671	CIRCLIP	1		
17	93600-04012-16	SCREW, FLAT, 4X12	2		
18	93893-04012-17	SCREW-WASHER, 4X12	2		
19	94050-06000	NUT, FLANGE, 6MM	1		
20	96001-06022-07	BOLT, FLANGE, 6X22	2		

F-7-10

REAR BRAKE PIPE

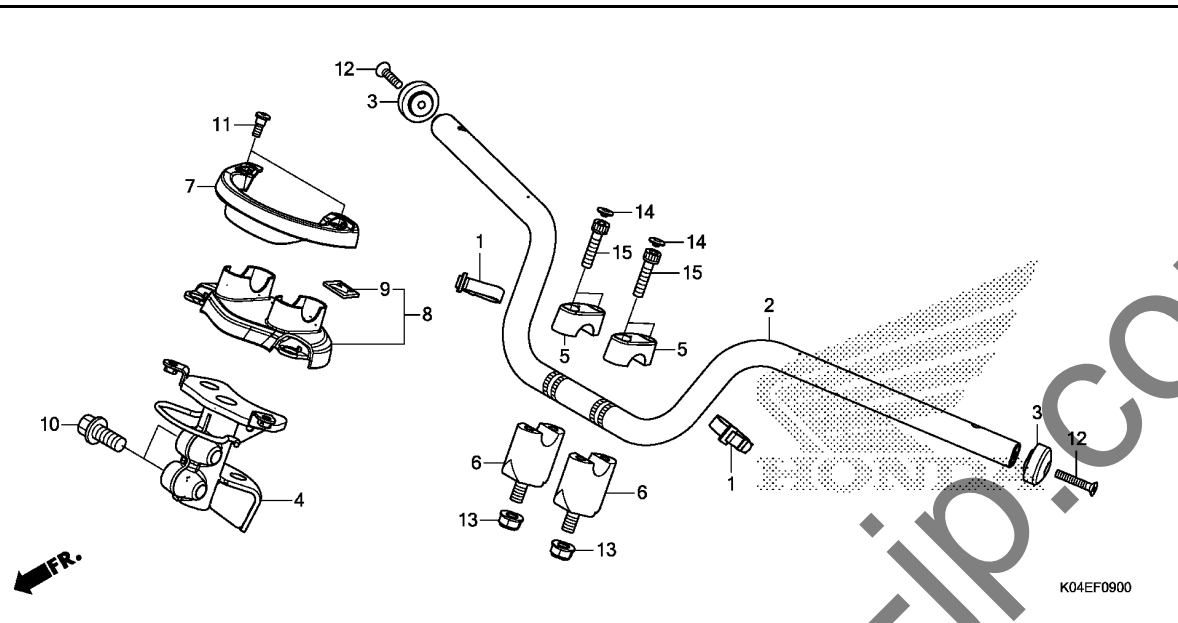


Ref. No.	L.O.N.	(Relative ref. Number) Description	F.R.T.
2	7121D9	PIPE C, REAR BRAKEINCLUDES: Bleed brakes	1.4
3	7121L8	PIPE D, REAR BRAKEINCLUDES: Bleed brakes	1.4
4	7121L7	HOSE E, REAR BRAKEINCLUDES: Bleed brakes	1.5
5	7121L6	PIPE F, REAR BRAKEINCLUDES: Bleed brakes	1.4
6	7121R0	HOSE G, REAR BRAKEINCLUDES: Bleed brakes	2.1
7	7121R1	PIPE H, REAR BRAKEINCLUDES: Bleed brakes	2.1
8	7121V4	HOSE J, REAR BRAKEINCLUDES: Bleed brakes	0.7
10	712165	VALVE, DELAYINCLUDES: Bleed brakes	1.5
13	7111H1	MODULATOR, ABSINCLUDES: Bleed brakes	1.9

Ref. No.	Part No.	Description	Reqd. QTY	Serial No.	Parts catalogue code
			NSS 300A H		
1	18654-K04-930	STAY COMP., RR. BRAKE HOSE ..	1		
2	43313-K04-970	PIPE COMP. C, RR. BRAKE	1		
3	43314-K04-930	PIPE COMP. D, RR. BRAKE	1		
4	43315-K04-931	HOSE E, RR. BRAKE	1		
5	43316-K04-970	PIPE COMP. F, RR. BRAKE	1		
6	43317-K04-971	HOSE COMP. G, RR. BRAKE	1		
7	43318-K04-930	PIPE COMP. H, RR. BRAKE	1		
8	43319-K04-931	HOSE COMP. J, RR. BRAKE	1		
9	43470-K04-930	GUIDE COMP., RR. BRAKE HOSE ..	1		
10	46300-MGS-D81	VALVE ASSY., DELAY	1		
11	57101-MER-D21	RUBBER, MOUNTING	3		
12	57103-SDA-003	COLLAR	3		
13	57110-K04-971	MODULATOR ASSY., ABS	1		
14	90050-KFL-850	BOLT, SPECIAL FLANGE, 6X25 ..	2		
15	90145-MS9-612	BOLT, OIL, 10X22	2		
16	90545-300-000	WASHER, OIL BOLT	4		
17	90661-MGS-D71	CLAMP, BRAKE PIPE (7.0)	3		
18	93404-06025-00	BOLT-WASHER, 6X25	3		
19	95701-06016-07	BOLT, FLANGE, 6X16	1		
20	95701-06018-07	BOLT, FLANGE, 6X18	1		
21	95701-06025-08	BOLT, FLANGE, 6X25	2		
22	95701-06032-08	BOLT, FLANGE, 6X32	2		
23	95801-06014-08	BOLT, FLANGE, 6X14	2		

F-9

HANDLE PIPE



Ref. No.	L.O.N.	(Relative ref. Number) Description	F.R.T.
2	810100	PIPE, STEERING HANDLE	0.6
3	8101B3	WEIGHT, HANDLE :LEFT	0.1
	8101B4	WEIGHT, HANDLE :RIGHT	0.1
	8101B5	WEIGHT, HANDLE :BOTH	0.1
4	5101C8	POST, HANDLE	1.4
6	8101B9	HOLDER, HANDLE :LOWER	1.2
	8101B9A	.Replace 1 handle holder add	0.1
7	4131B5	COVER, HANDLE :FRONT	0.1
8	4131B6	COVER, HANDLE :REAR	0.2
	4131U1	COVER, HANDLE :BOTH	0.2

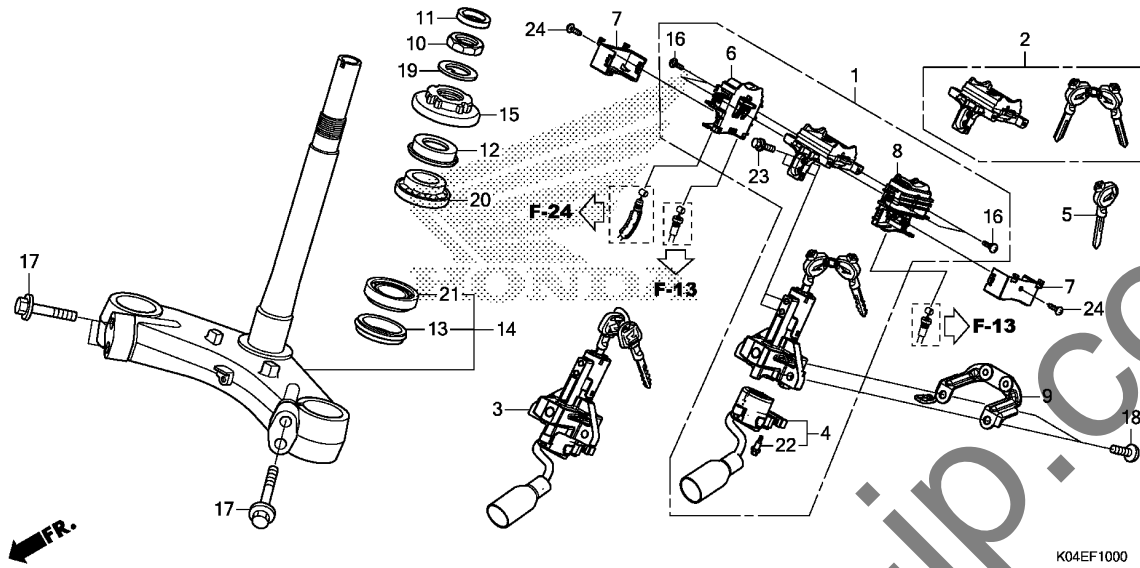
K04EF0900

Ref. No.	Part No.	Description	Reqd. QTY	Serial No.	Parts catalogue code
			NSS 300A H		
1	32161-367-690	BAND, WIRE	2		
2	53100-K04-930	PIPE, STEERING HANDLE	1		
3	53104-K04-930	WEIGHT, HANDLE	2		
4	53110-K04-930	POST COMP., HANDLE	1		
5	53131-K20-900ZB	HOLDER, HANDLE PIPE UPPER			
	NH1BLACK	2		
6	53132-K04-930	HOLDER, HANDLE UNDER	2		
7	53205-K04-930	COVER, FR. HANDLE	1		
8	53255-K04-930	COVER SET, RR. HANDLE	1		
9	86150-GFC-901	EMBLEM, PRODUCT(MARUI)	1		
10	90102-MCT-000	BOLT, FLANGE, 12X35	2		
11	90107-K04-930	SCREW, PAN, 6X17	2		
12	90107-MCT-771	SCREW, OVAL, 6X35	2		
13	90304-GE8-003	NUT, U, 10MM(FUSE RASHI)	2		
14	91456-371-770	CAP, SOCKET BOLT	4		
15	96600-08032-00	BOLT, SOCKET, 8X32	4		

3

F-10

STEERING STEM/COMBINATION SWITCH

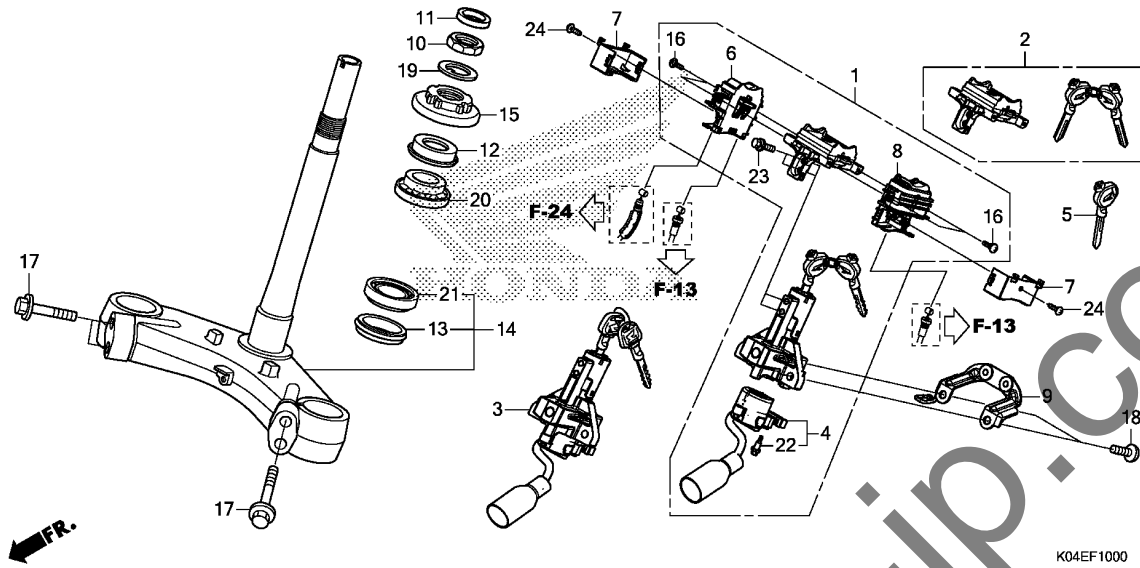


Ref. No.	L.O.N.	(Relative ref. Number) Description	F.R.T.
1	6151A1	KEY SET	2.0
2	6151A2	KEY, SHUTTER	1.8
.EXCLUDES: Key cutting			
3	615145	SWITCH, COMBINATION & LOCK ...	2.0
4	6151C2	BASE, CONTACT	1.9
6		(8)	
	6151E8	SWITCH, SEAT AND BOX	1.7
14	510100	STEM OR SHAFT ASSY., STEERING	2.1
15		(12)	
	5101B2	THREAD, STEERING HEAD TOP	1.9
20	5101B6	BEARING, HEAD PIPE :UPPER	2.1
21		(13)	
	5101B7	BEARING, HEAD PIPE :LOWER	2.3
	5101C7	BEARING, HEAD PIPE :BOTH	2.3

Ref. No.	Part No.	Description	Reqd. QTY		Serial No.	Parts catalogue code
			NSS 300A H			
1	35010-K04-900	KEY SET	1			
2	35011-K04-305	KEY SET, SHUTTER	1			
3	35100-K04-901	SWITCH ASSY., COMBINATION & LOCK	1			
4	35101-K04-931	BASE COMP., CONTACT	1			
5	35121-KYE-900	KEY, BLANK	(1)			
		(90KEYTOP2REPORDER)				
6	35190-K27-V01	SWITCH ASSY., FUEL LID & SEAT OPENER	1			
7	35191-K27-V01	COVER, CABLE	2			
8	35195-K04-931	SWITCH ASSY., L. LID OPENER ..	1			
9	50211-K04-930	STAY COMP., INNER	1			
10	50306-GN5-900	NUT, STEERING STEM LOCK	1			
11	53113-MCT-010	SEAL, HANDLE POST	1			
12	53213-MB4-771	DUST SEAL, STEERING UPPER	1			
		(ARAI)	1			
13	53214-MR7-003	DUST SEAL, STEERING HEAD (ARAI)	1			
14	53219-K04-930	STEM SUB ASSY., STEERING	1			
15	53220-KYJ-900	THREAD COMP., STEERING HEAD TOP	1			
16	90101-MT4-000	SCREW, SCREEN SETTING	4			
17	90102-KVZ-630	BOLT, FLANGE, 10X45	4			
18	90107-MBG-000	BOLT, ONE-WAY, 8MM	2			
19	90506-MCT-000	WASHER, LOCK NUT	1			
20	91015-KT8-005	BEARING, HEAD PIPE UPPER (KOYO)	1			

F-10

STEERING STEM/COMBINATION SWITCH



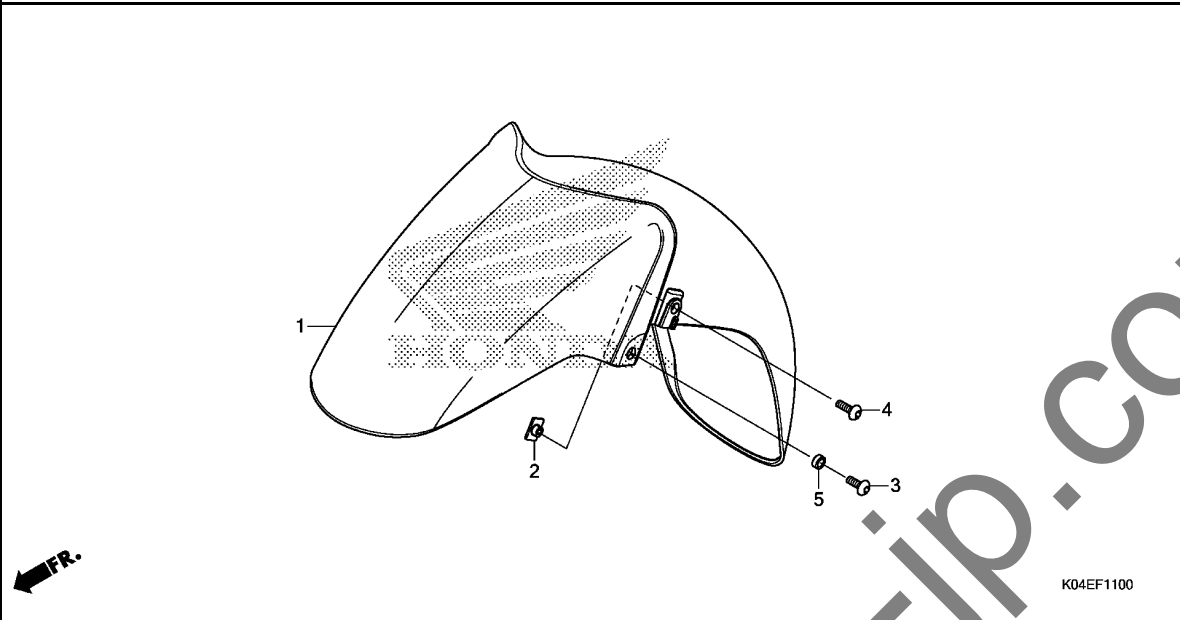
Ref. No.	Part No.	Description	Reqd. QTY		Serial No.	Parts catalogue code
			NSS	300A		

21	91016-MR7-003	BEARING, HEAD PIPE(NTN)	1		
22	91059-KY2-711	SCREW, TAPPING, 3X16	3		
23	93403-06012-00	BOLT-WASHER, 6X12	2		
24	93901-24320	SCREW, TAPPING, 4X12	2		

3

F-11

FRONT FENDER



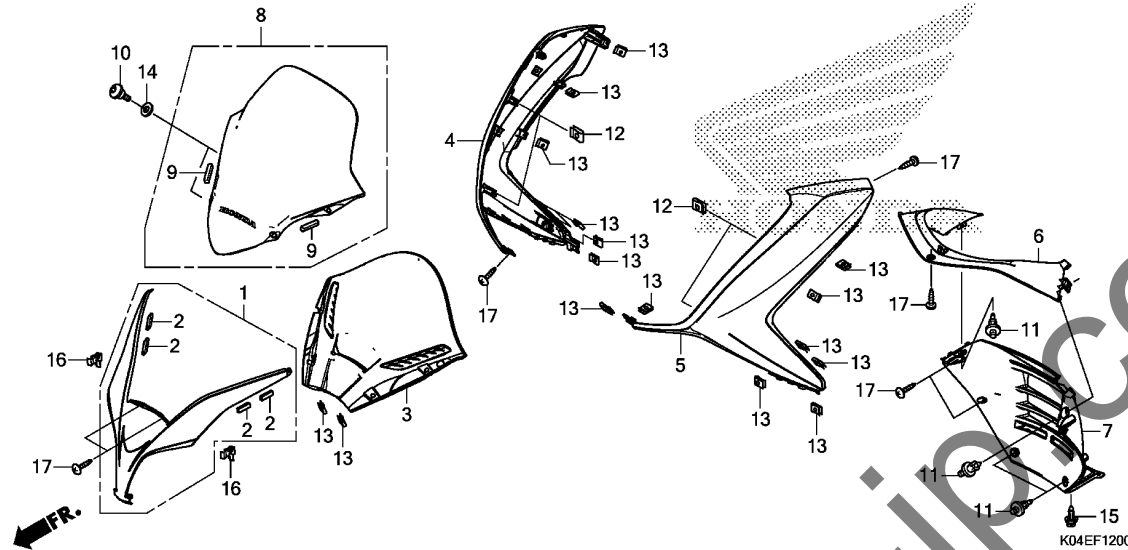
Ref. No.	L.O.N. (Relative ref. Number)	Description	F.R.T.
1	4131B7	FENDER, FRONT	0.1

Ref. No.	Part No.	Description	Reqd. QTY	Serial No.	Parts catalogue code
			NSS 300A H		
1	61000-K04-970ZH	FENDER SET, FR.(WL)			
		TYPE4	1		
	61000-K04-970ZK	*TYPE2*	1		
	61000-K04-970ZL	*TYPE1*	1		
2	61304-958-003	NUT, SPECIAL, 6X7	2		
3	90108-K04-930	BOLT, SPECIAL, 6X17	2		
4	90118-MEL-000	SCREW, PAN, 6X20	2		
5	90507-KRP-980	COLLAR, M6	2		

3

F-12

FRONT COVER/METER VISOR

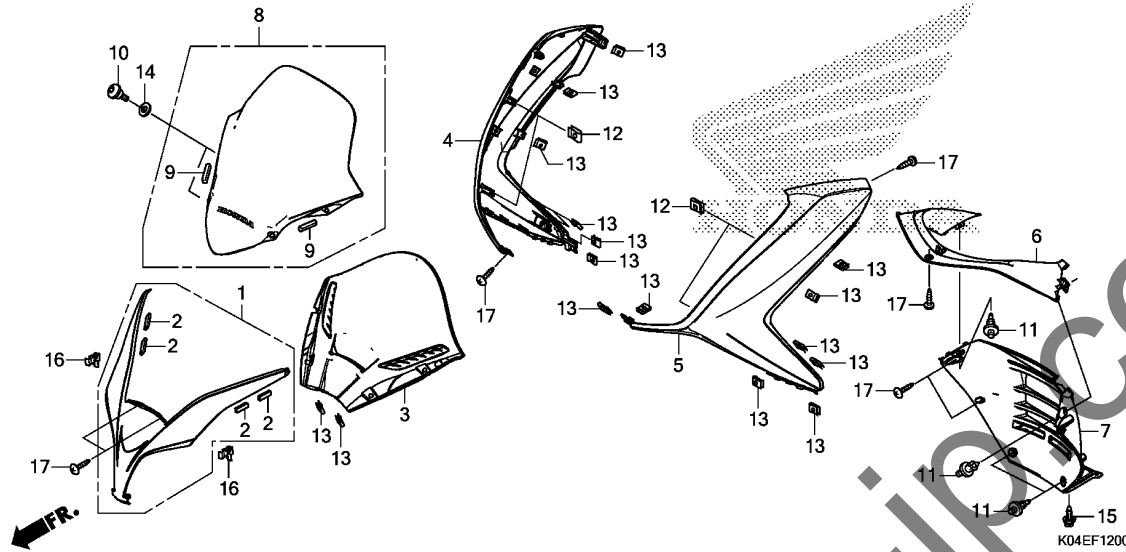


Ref. No.	L.O.N.	(Relative ref. Number) Description	F.R.T.
1	4111M3	GARNISH, WINDSCREEN	0.2
4	4111U8	COVER, FRONT :RIGHT	0.8
5	4111U7	COVER, FRONT :LEFT	0.8
	4111U9	COVER, FRONT :BOTH	0.8
6	413122	COVER, FRONT CENTER	0.1
7	413130	COVER, FRONT LOWER	0.2
8		(3)	
	411115	WINDSCREEN SET	0.2

Ref. No.	Part No.	Description	Reqd. QTY	Serial No.	Parts catalogue code
			NSS 300A H		
1	64300-K04-930ZB	GARNISH SET, SCREEN	1		
	64300-K04-930ZD	*NHA87P*PEARL HIMALAYAS WHITE	1		
		NHA35M	1		
		ASTEROID BLACK METALLIC	1		
2	64306-K04-930	*NHA14M*.SEAL SILVER METALLIC	4		
		RUBBER, GARNISH	4		
3	64336-K04-930	PANEL, FR. METER	1		
4	64501-K04-930ZB	COVER, R. FR. SIDE	1		
		*NHA87P*PEARL HIMALAYAS WHITE	1		
	64501-K04-930ZC	*NHA35M*	1		
		ASTEROID BLACK METALLIC	1		
	64501-K04-930ZD	*NHA14M*.SEAL SILVER METALLIC	1		
5	64502-K04-930ZB	COVER, L. FR. SIDE	1		
		*NHA87P*PEARL HIMALAYAS WHITE	1		
	64502-K04-930ZC	*NHA35M*	1		
		ASTEROID BLACK METALLIC	1		
	64502-K04-930ZD	*NHA14M*.SEAL SILVER METALLIC	1		
6	64510-K04-930	COVER, FR. CENTER	1		
7	64520-K04-930	COVER, FR. LOWER	1		
8	67100-K04-700ZA	VISOR SET, METER(WL)	1		
		TYPE1	1		
9	67103-K04-700	RUBBER, VISOR	2		
10	90111-K04-930	BOLT, SCREEN STAY	4		
11	90116-SPO-003	CLIP, BUMPER SEAL	4		
12	90302-GGE-900	NUT, SPRING(M5)	4		
13	90302-KWW-A00	NUT, SPRING, 4MM	17		
14	90501-K04-931	WASHER, SCREEN SETTING(A) ...	4		

F-12

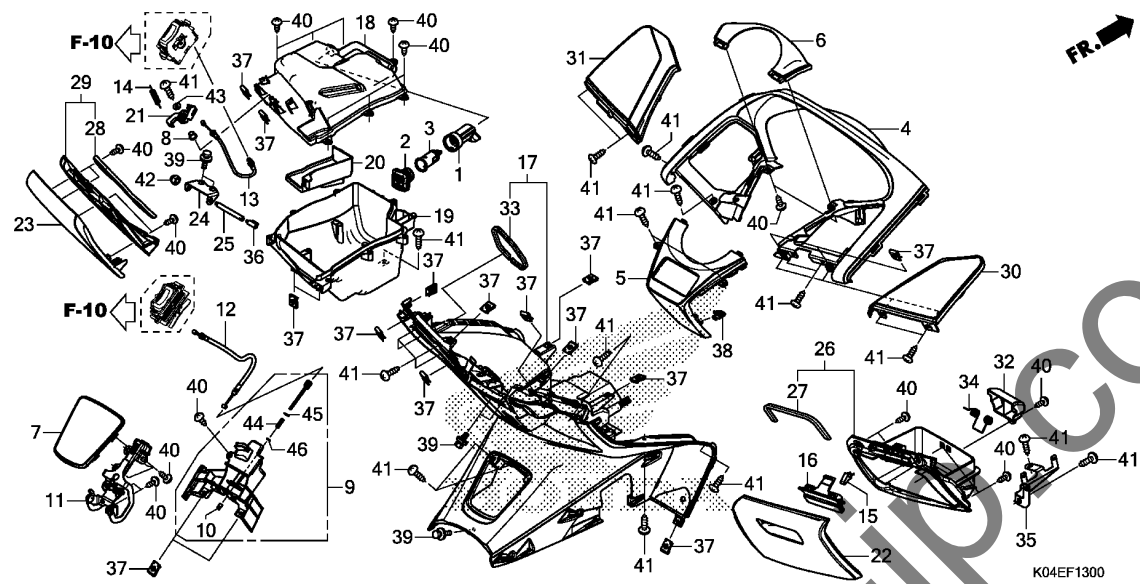
FRONT COVER/METER VISOR



Ref. No.	Part No.	Description	Reqd. QTY		Serial No.	Parts catalogue code
			NSS	300A H		
15	90601-PV3-003	CLIP, AIR INTAKE DUCT PUSH ..	1			
16	90601-SJA-003	CLIP, SNAP FITTING	2			
17	93903-34480	SCREW, TAPPING, 4X16	9			

F-13

INNER COVER



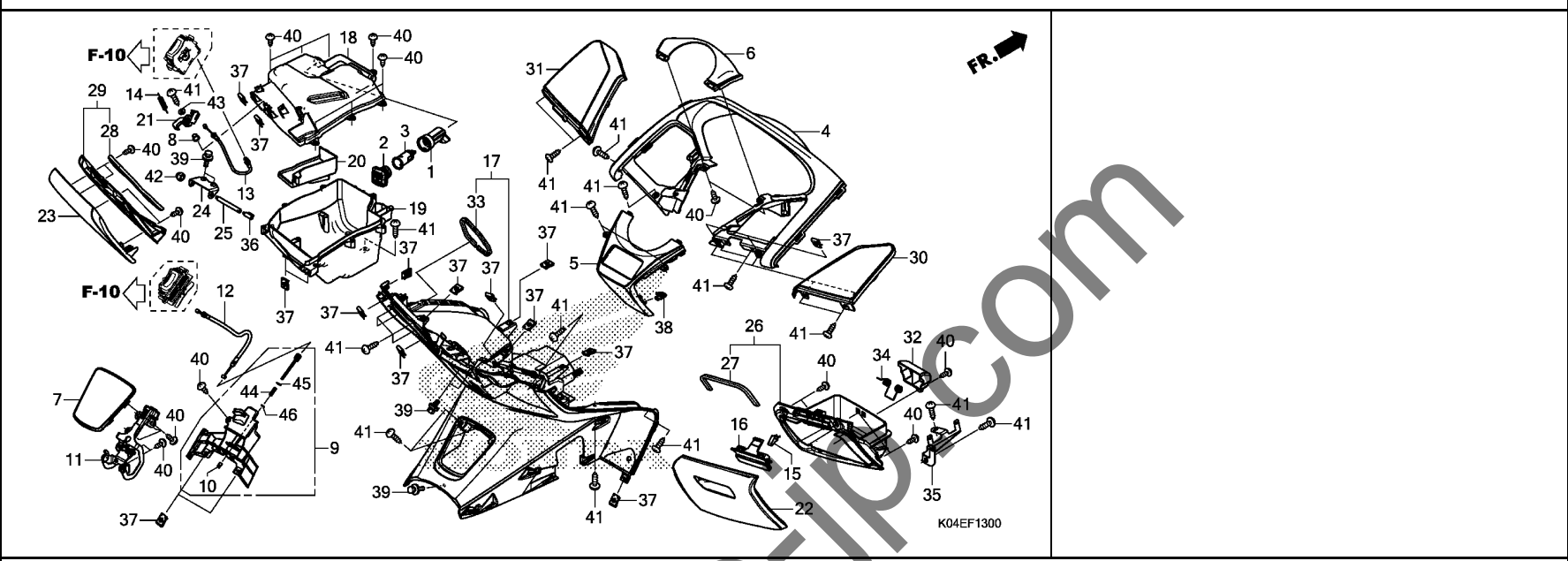
Ref. No.	L.O.N.	(Relative ref. Number) Description	F.R.T.
3	8121A0	SOCKET, ACCESSORY	1.2
4		(6)	
5	812102	VISOR, METER	1.0
		(30,31)	
	8121G2	COVER, METER PANEL	0.1
7	3101B8	LID, FUEL	0.1
9	3101B7	LOCK, FUEL LID	1.7
11	4131V0	HINGE, FUEL LID	1.7
12	8111B6	CABLE, FUEL LID	1.7
13	8111C4	CABLE, INNER POCKET OPENER ...	1.7
17	411150	PANEL, INNER	1.8
19		(18)	
	4111B8	POCKET, COWL :LEFT	1.1
21	411130	LOCK, POCKET LID	1.0
22	4111F3	COVER, POCKET :RIGHT	0.8
23		(29)	
	4111F2	COVER, POCKET :LEFT	1.1
	4111M4	COVER, POCKET :BOTH	1.2
26	4111B9	POCKET, COWL :RIGHT	0.8

3

Ref. No.	Part No.	Description	Reqd. QTY	Serial No.	Parts catalogue code
			NSS 300A H		
1	32107-K04-930	COVER, ACCESSORY SOCKET	1		
2	39620-K04-931	CAP ASSY. (ACCESSORY)	1		
3	39624-SZ3-L01	SOCKET ASSY.	1		
4	64337-K04-930	PANEL, RR. METER	1		
5	64338-K04-900	COVER, METER PANEL(A)	1		
6	64339-K04-930	COVER, METER PANEL(B)	1		
7	64405-K04-930	LID, FUEL	1		
8	64422-K04-930	COLLAR, LOCK PIN	1		
9	64440-K04-930	PIN ASSY., FUEL LID LOCK	1		
10	64443-KVG-900	CAP, FUEL LID LOCK	1		
11	64450-K04-930	HINGE ASSY., FUEL LID	1		
12	64455-K04-931	CABLE, FUEL LID	1		
13	64485-K04-931	CABLE, L. LID OPENER	1		
14	77234-KYZ-900	SPRING, SEAT LOCK	1		
15	77504-SJ6-013	SPRING, GLOVE BOX	1		
16	77507-K04-930	LOCK, R. DOCUMENT	1		
17	81110-K04-930	COVER ASSY., INNER	1		
18	81140-K04-930	POCKET, L. UPPER	1		
19	81150-K04-930	POCKET, L. LOWER	1		
20	81151-K04-930	PLATE, L. LOWER POCKET	1		
21	81160-K04-930	LOCK, L. LID	1		
22	81240-K04-930	LID, R. OUTER	1		
23	81241-K04-930	LID, L. OUTER	1		
24	81243-K04-930	PLATE, L. HINGE	1		
25	81244-K04-930	SHAFT, L. LID INNER	1		

F-13

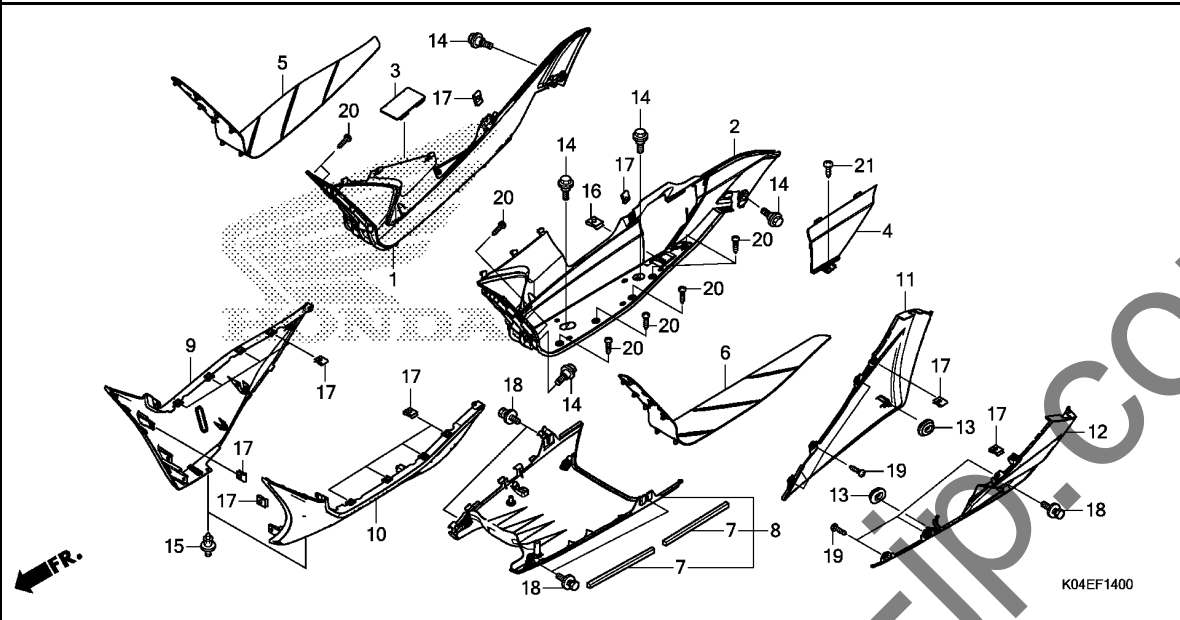
INNER COVER



Ref. No.	Part No.	Description	Reqd. QTY		Serial No.	Parts catalogue code
			NSS 300A H			
26	81245-K04-930	LID ASSY., R. INNER	1			
27	81248-K04-930	SEAL, R. LID INNER	1			
28	81249-K04-930	SEAL, L. LID INNER	1			
29	81255-K04-930	LID ASSY., L. INNER	1			
30	81280-K04-930	PANEL, R. FR.	1			
31	81281-K04-930	PANEL, L. FR.	1			
32	81288-K04-930	COVER, SPRING	1			
33	81291-K04-930	SEAL, INNER COVER	1			
34	81293-K04-930	SPRING, POCKET	1			
35	81360-K04-930	STAY, FUSE	1			
36	83534-K04-931	DAMPER, L. LID	1			
37	90302-KWW-A00	NUT, SPRING, 4MM	19			
38	90601-SJA-003	CLIP, SNAP FITTING	1			
39	93404-06012-00	BOLT-WASHER, 6X12	5			
40	93903-34380	SCREW, TAPPING, 4X12	24			
41	93903-34480	SCREW, TAPPING, 4X16	25			
42	94021-05070-0S	NUT, CAP, 5MM	1			
43	94103-04000	WASHER, PLAIN, 4MM	1			
44	64483-MCT-960	SPRING, RETURN	1			
45	94101-04800	WASHER, PLAIN, 4MM	1			
46	94540-03018	E-RING, 3MM	1			

F-14

FLOOR STEP



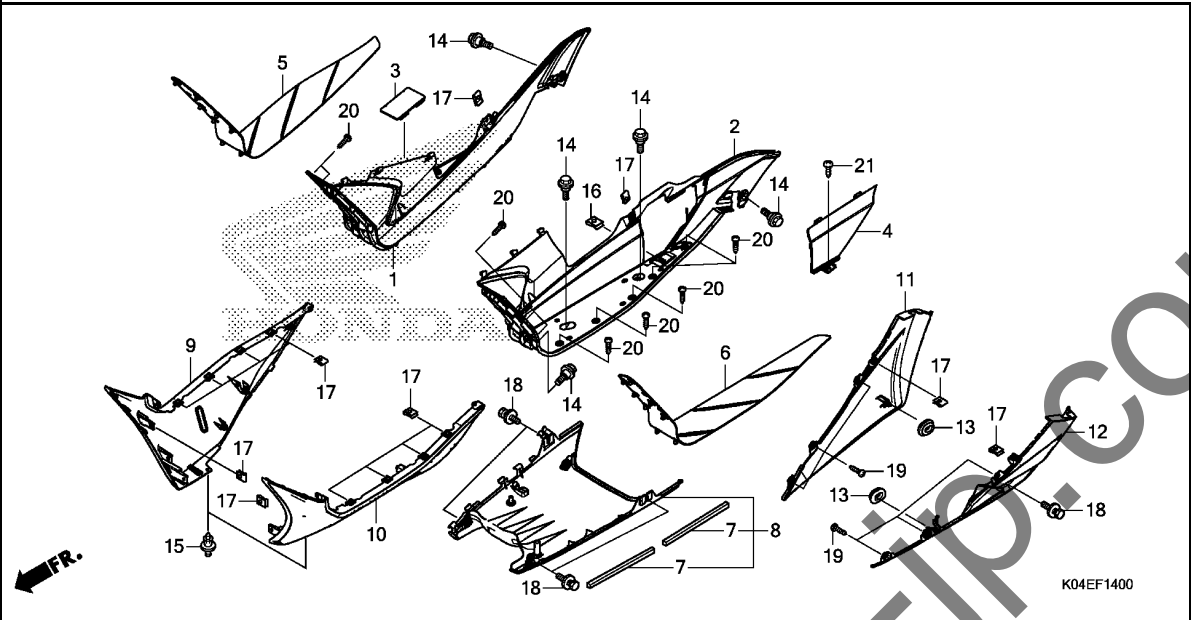
Ref. No.	L.O.N.	(Relative ref. Number) Description	F.R.T.
1	4131V3	STEP, FLOOR :RIGHT	0.4
2	4131V2	STEP, FLOOR :LEFT	0.4
	4131V4	STEP, FLOOR :BOTH	0.8
5	4151A1	MAT, FLOOR :RIGHT	0.1
6	4151A0	MAT, FLOOR :LEFT	0.1
	4151B7	MAT, FLOOR :BOTH	0.1
8	4131B4	COVER, UNDER	0.4
9		(11)	
	4111A6	SKIRT, FLOOR :RIGHT	0.2
10		(12)	
	4111A5	SKIRT, FLOOR :LEFT	0.2
	4111N5	SKIRT, FLOOR :BOTH	0.3

3

Ref. No.	Part No.	Description	Reqd. QTY	Serial No.	Parts catalogue code
			NSS 300A H		
1	64311-K04-930	STEP, R. FLOOR	1		
2	64321-K04-930	STEP, L. FLOOR	1		
3	64322-K04-930	LID, RESERVE TANK MAINTENANCE	1		
4	64323-K04-930	LID, PLUG MAINTENANCE	1		
5	64325-K04-930	MAT, R. FLOOR	1		
6	64326-K04-930	MAT, L. FLOOR	1		
7	64351-K04-930	RUBBER, UNDER COVER	2		
8	64360-K04-930	COVER COMP., UNDER	1		
9	64431-K04-930ZB	COVER, R. SIDE	1		
		*NHA87P*PEARL HIMALAYAS WHITE	1		
	64431-K04-930ZC	*NHA35M*	1		
		ASTEROID BLACK METALLIC	1		
	64431-K04-930ZD	*NHA14M*.SEAL SILVER METALLIC	1		
10	64432-K04-930ZB	COVER, L. SIDE	1		
		*NHA87P*PEARL HIMALAYAS WHITE	1		
	64432-K04-930ZC	*NHA35M*	1		
		ASTEROID BLACK METALLIC	1		
	64432-K04-930ZD	*NHA14M*.SEAL SILVER METALLIC	1		
11	64441-K04-930	COVER, R. RR. SIDE	1		
12	64442-K04-930	COVER, L. RR. SIDE	1		
13	83551-GE2-000	GROMMET, AIR CLEANER CASE	2		
14	90116-KVB-900	BOLT, FLANGE, 6MM	8		
15	90116-SP0-003	CLIP, BUMPER SEAL	2		
16	90302-GGE-900	NUT, SPRING(M5)	1		
17	90302-KWW-A00	NUT, SPRING, 4MM	14		
18	93404-06012-00	BOLT-WASHER, 6X12	5		

F-14

FLOOR STEP

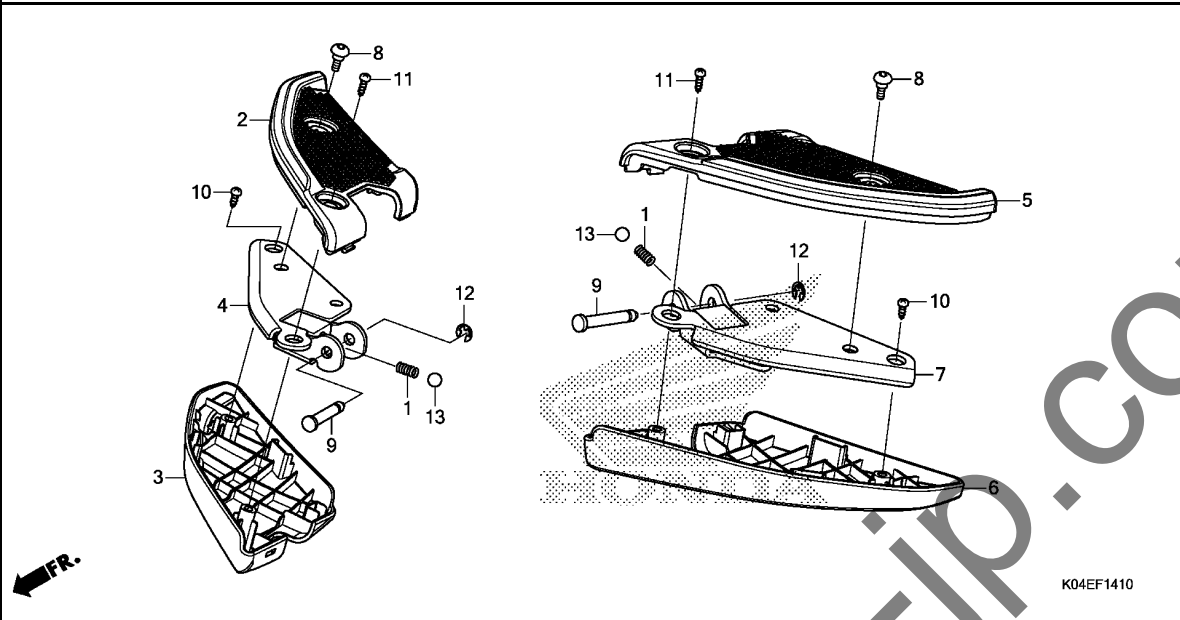


Ref. No.	Part No.	Description	Reqd. QTY		Serial No.	Parts catalogue code
			NSS	300A H		

19	93903-34380	SCREW, TAPPING, 4X12	6			
20	93903-34480	SCREW, TAPPING, 4X16	18			
21	93903-35380	SCREW, TAPPING, 5X16	1			

F-14-10

PILLION STEP



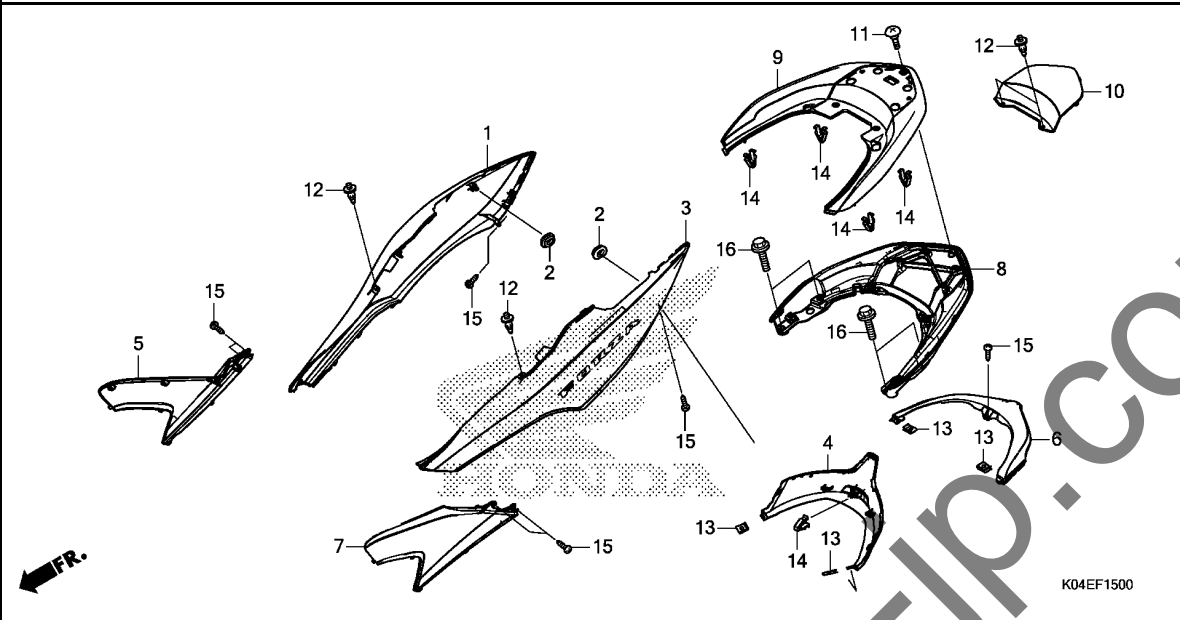
Ref. No.	L.O.N.	(Relative ref. Number) Description	F.R.T.
4	(2,3)		
4101C8		BAR, PILLION STEP :RIGHT	0.1
7	(5,6)		
4101C7		BAR, PILLION STEP :LEFT	0.1
4101P4		BAR, PILLION STEP :BOTH	0.2

3

Ref. No.	Part No.	Description	Reqd. QTY	Serial No.	Parts catalogue code
			NSS 300A H		
1	28333-300-000	SPRING, KICK STARTER STOPPER	2		
2	50711-K04-930	COVER, R. PILLION STEP UPPER	1		
3	50712-K04-930	COVER, R. PILLION STEP LOWER	1		
4	50713-K04-930	PLATE, R. PILLION STEP	1		
5	50721-K04-930	COVER, L. PILLION STEP UPPER	1		
6	50722-K04-930	COVER, L. PILLION STEP LOWER	1		
7	50723-K04-930	PLATE, L. PILLION STEP	1		
8	90106-MM4-000	SCREW, PAN, 6X14	2		
9	90131-K04-930	PIN, PILLION STEP	2		
10	93903-35180	SCREW, TAPPING, 5X10	2		
11	93903-35280	SCREW, TAPPING, 5X12	2		
12	94540-04018	E-RING, 4MM	2		
13	96211-08000	BALL, STEEL, #8(1/4)	2		

F-15

BODY COVER/GRAB RAIL

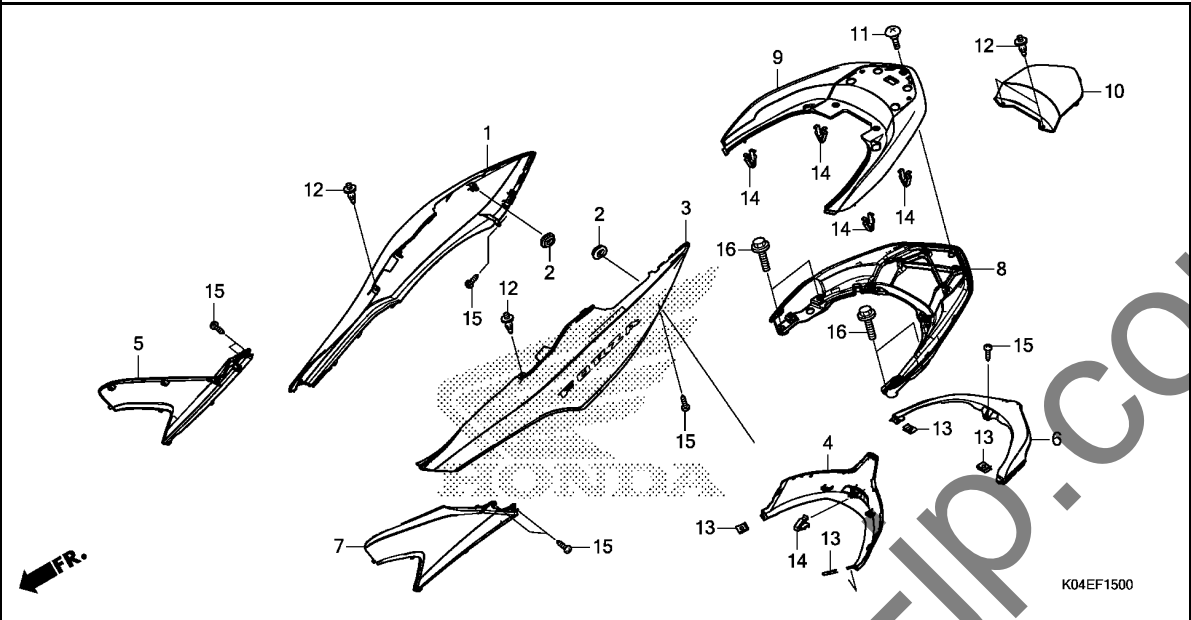


Ref. No.	L.O.N.	(Relative ref. Number) Description	F.R.T.
1	4131J0	COVER, BODY :RIGHT	0.1
3	4131H9	COVER, BODY :LEFT	0.1
	4131J1	COVER, BODY :BOTH	0.2
4	413124	COVER, REAR UNDER	0.1
5	4111H9	COVER, SIDE :RIGHT	0.2
6	4131J2	COVER, BODY :REAR	0.6
7	4111H8	COVER, SIDE :LEFT	0.2
	4111J0	COVER, SIDE :BOTH	0.2
8	4131F6	RAIL, GRAB :REAR	0.5
9	4121M8	COVER, SPOILER	0.2
10	4131J8	COVER, REAR CENTER	0.1

Ref. No.	Part No.	Description	Reqd. QTY	Serial No.	Parts catalogue code
			NSS 300A H		
1	83550-K04-A20ZA	COVER SET, R. BODY(WL)	1		
		TYPE3	1	-----	F0
	83550-K04-A20ZB	*TYPE2*	1	-----	F0
	83550-K04-A20ZC	*TYPE1*	1	-----	F0
	83550-K04-930ZA	*TYPE4*	1	-----	K0
	83550-K04-930ZC	*TYPE2*	1	-----	K0
	83550-K04-930ZD	*TYPE1*	1	-----	K0
2	83551-GE2-000	GROMMET, AIR CLEANER CASE	2		
3	83650-K04-A20ZA	COVER SET, L. BODY(WL)	1		
		TYPE3	1	-----	F0
	83650-K04-A20ZB	*TYPE2*	1	-----	F0
	83650-K04-A20ZC	*TYPE1*	1	-----	F0
	83650-K04-930ZA	*TYPE4*	1	-----	K0
	83650-K04-930ZC	*TYPE2*	1	-----	K0
	83650-K04-930ZD	*TYPE1*	1	-----	K0
4	83660-K04-930ZA	COVER SET, RR. BODY LOWER(WL)	1		
		TYPE4	1	-----	
	83660-K04-930ZC	*TYPE2*	1	-----	
	83660-K04-930ZD	*TYPE1*	1	-----	
5	83701-K04-930ZB	PANEL, R. FLOOR SIDE	1		
		*NHA87P*PEARL HIMALAYAS WHITE	1		
	83701-K04-930ZC	*NHA35M*	1		
		ASTEROID BLACK METALLIC	1		
	83701-K04-930ZD	*NHA14M*.SEAL SILVER METALLIC	1		
6	83751-K04-930ZB	COVER, RR. BODY UPPER	1		
		*NHA87P*PEARL HIMALAYAS WHITE	1		
	83751-K04-930ZC	*NHA35M*	1		
		ASTEROID BLACK METALLIC	1		

F-15

BODY COVER/GRAB RAIL

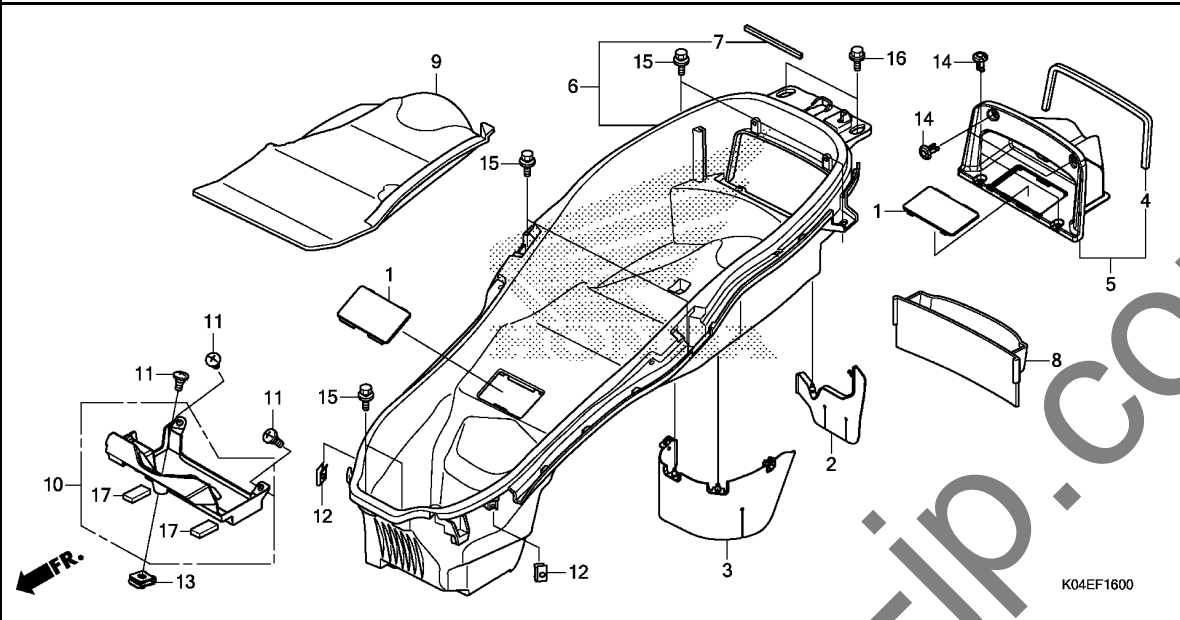


K04EF1500

Ref. No.	Part No.	Description	Reqd. QTY		Serial No.	Parts catalogue code
			NSS 300A H			
(6)	83751-K04-930ZD	COVER, RR. BODY UPPER *NHA14M*.SEAL SILVER METALLIC	1			
7	83801-K04-930ZB	PANEL, L. FLOOR SIDE *NHA87P*PEARL HIMALAYAS WHITE	1			
	83801-K04-930ZC	*NHA35M* ASTEROID BLACK METALLIC	1			
	83801-K04-930ZD	*NHA14M*.SEAL SILVER METALLIC	1			
8	84100-K04-930	RAIL, RR. GRAB	1			
9	84150-K04-930ZB	COVER, RR. GRAB RAIL *NHA87P*PEARL HIMALAYAS WHITE	1			
	84150-K04-930ZC	*NHA35M* ASTEROID BLACK METALLIC	1			
	84150-K04-930ZD	*NHA14M*.SEAL SILVER METALLIC	1			
10	84160-K04-930ZB	COVER, GRAB RAIL CENTER *NHA87P*PEARL HIMALAYAS WHITE	1			
	84160-K04-930ZC	*NHA35M* ASTEROID BLACK METALLIC	1			
	84160-K04-930ZD	*NHA14M*.SEAL SILVER METALLIC	1			
11	90104-K04-930	SCREW, SPECIAL, 5MM	1			
12	90116-SPO-003	CLIP, BUMPER SEAL	4			
13	90302-KWW-A00	NUT, SPRING, 4MM	4			
14	90601-SJA-003	CLIP, SNAP FITTING	5			
15	93903-34480	SCREW, TAPPING, 4X16	7			
16	95701-08030-00	BOLT, FLANGE, 8X30	4			

F-16

LUGGAGE BOX

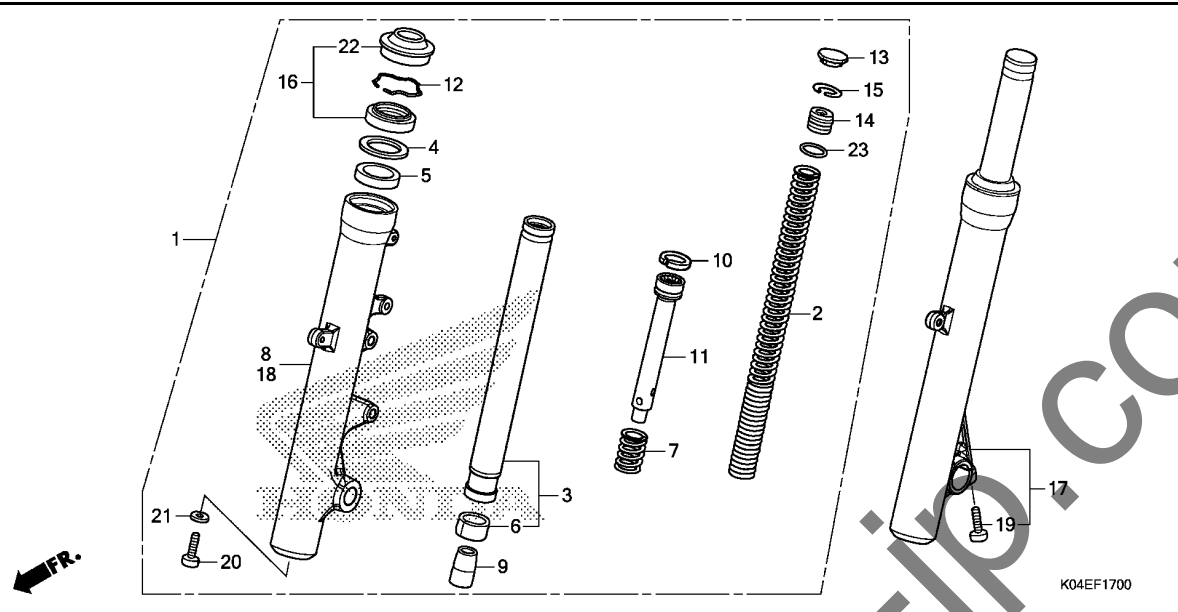


Ref. No.	L.O.N.	(Relative ref. Number) Description	F.R.T.
5	410190	BOX OR BAG, TOOL	0.1
6	412102	BOX, LUGGAGE	0.5
10	6101A1	COVER, BATTERY	0.1

Ref. No.	Part No.	Description	Reqd. QTY	Serial No.	Parts catalogue code
			NSS 300A H		
1	64322-K04-930	LID, RESERVE TANK MAINTENANCE	2		
2	80103-K04-930	GUARD B, SPLASH	1		
3	80104-K04-930	GUARD, SPLASH	1		
4	80121-K04-930	SEAL, TOOL BOX	1		
5	80130-K04-930	BOX ASSY., TOOL	1		
6	81260-K04-930	BOX COMP., LUGGAGE	1		
7	81262-K04-930	SEAL, LUGGAGE BOX	1		
8	81264-K04-930	BOX, OWNERS MANUAL	1		
9	81272-K04-930	MAT, LUGGAGE BOX(RR.)	1		
10	81300-K04-930	LID COMP., BATTERY	1		
11	90112-K04-930	SCREW, BATTERY LID	3		
12	90302-KWW-A00	NUT, SPRING, 4MM	2		
13	90305-GEE-710	NUT, CLIP, 6MM	1		
14	90683-GAZ-003	CLIP, TRIM	4		
15	93404-06012-08	BOLT-WASHER, 6X12	6		
16	95701-06012-08	BOLT, FLANGE, 6X12	2		
17	50391-KVB-900	CUSHION A, BATTERY	2		

F-17

FRONT FORK



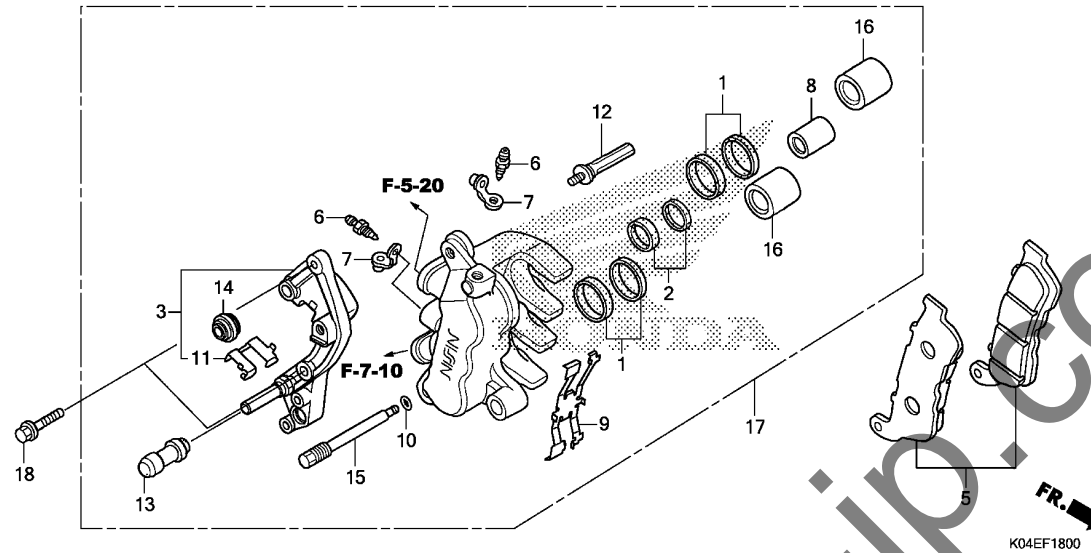
Ref. No.	L.O.N.	(Relative ref. Number) Description	F.R.T.
1	5111C3	FORK ASSY., FRONT :RIGHT	0.4
2	5111C5	SPRING, FRONT FORK :LEFT	0.6
	5111C6	SPRING, FRONT FORK :RIGHT	0.6
	5111C7	SPRING, FRONT FORK :BOTH	0.9
3		(5,6,7,9,10,11)	
	5111G2	PIPE, FRONT FORK :LEFT	0.8
	5111G3	PIPE, FRONT FORK :RIGHT	0.8
	5111G4	PIPE, FRONT FORK :BOTH	1.3
8	5111D2	CASE, BOTTOM :RIGHT	0.9
16	5111E7	SEAL SET, FRONT FORK :LEFT	0.9
	5111E8	SEAL SET, FRONT FORK :RIGHT	0.9
	5111E9	SEAL SET, FRONT FORK :BOTH	1.5
17	5111C2	FORK ASSY., FRONT :LEFT	0.4
	5111C4	FORK ASSY., FRONT :BOTH	0.5
18	5111D1	CASE, BOTTOM :LEFT	0.9
	5111D3	CASE, BOTTOM :BOTH	1.5

Ref. No.	Part No.	Description	Reqd. QTY	Serial No.	Parts catalogue code
			NSS 300A H		
1	51400-K04-931	FORK ASSY., R. FR.(SHOWA)	1		
2	51401-K04-931	SPRING, FR. FORK	2		
3	51410-K04-931	PIPE COMP., FR. FORK	2		
4	51412-422-003	RING, BACK UP	2		
5	51414-MBV-711	BUSH, GUIDE	2		
6	51415-MBV-711	BUSH, SLIDER	2		
7	51416-461-003	SPRING, REBOUND	2		
8	51420-K04-931	CASE, R. FR. BOTTOM	1		
9	51432-MJ6-003	PIECE, OIL LOCK	2		
10	51437-461-003	RING, PISTON	2		
11	51440-K04-931	PIPE, SEAT	2		
12	51447-KTW-902	RING, OIL SEAL STOPPER	2		
13	51449-KTW-901	CAP, FR. FORK TOP	2		
14	51455-KTW-902	SEAT B, SPRING	2		
15	51456-KTW-901	RING, STOPPER	2		
16	51490-K04-931	SEAL SET, FR. FORK	2		
17	51500-K04-931	FORK ASSY., L. FR.(SHOWA)	1		
18	51520-K04-931	CASE, L. FR. BOTTOM	1		
19	90105-MA6-750	BOLT, SOCKET, 8X28	1		
20	90116-KTW-901	BOLT, SOCKET, 8X20	2		
21	90544-283-000	WASHER, SPECIAL, 8MM(SHOWA)	2		
22	91254-434-003	DUST SEAL, 35MM(SHOWA)	2		
23	91356-KTW-901	O-RING, 26.2X2.4	2		

3

F-18

FRONT BRAKE CALIPER

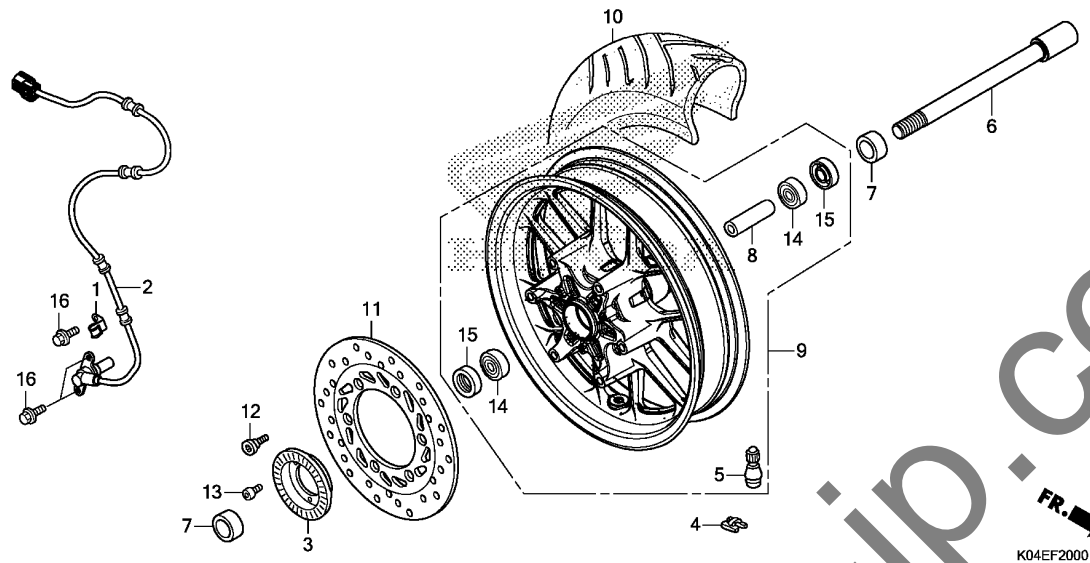


Ref. No.	L.O.N.	(Relative ref. Number) Description	F.R.T.
3	7111G0	BRACKET, FRONT CALIPER	0.2
5	7111H5	SHOE(PAD) SET, BRAKE :FRONT ..	0.1
8	7111D1	PISTON, FRONT BRAKE CALIPER ..	0.7
		.INCLUDES: Bleed brakes .NOTE: Same time for two units or more	
17	7111J0	CALIPER, FRONT BRAKE	0.5
		.INCLUDES: Bleed brakes	

Ref. No.	Part No.	Description	Reqd. QTY	Serial No.	Parts catalogue code
			NSS 300A H		
1	06431-MA3-405	SEAL SET, PISTON	2		
2	06451-MZ2-405	SEAL SET, PISTON	1		
3	06453-KVZ-661	BRACKET SUB ASSY., R. FR.	1		
5	06455-K04-701	PAD SET, FR.(NISSIN)	1		
6	43352-568-003	SCREW, BLEEDER(NISSIN)	2		
7	43353-461-771	CAP, BLEEDER	2		
8	45107-MAJ-G41	PISTON A, 22X27	1		
9	45108-MBT-D52	SPRING, PAD	1		
10	45111-MAJ-G41	RING, STOPPER	1		
11	45112-MZ2-006	RETAINER, BRACKET	1		
12	45131-ML7-921	BOLT A, PIN	1		
13	45132-166-016	BOOT, PIN BUSH(NISSIN)	1		
14	45133-MA3-006	BOOT B	1		
15	45215-MBT-D51	PIN, HANGER	1		
16	45218-MAJ-G41	PISTON B, 27X35	2		
17	45250-KVZ-661	CALIPER SUB ASSY., R. FR. (NISSIN)	1		
18	90107-MT3-003	BOLT, FLANGE, 8X32	2		

F-20

FRONT WHEEL



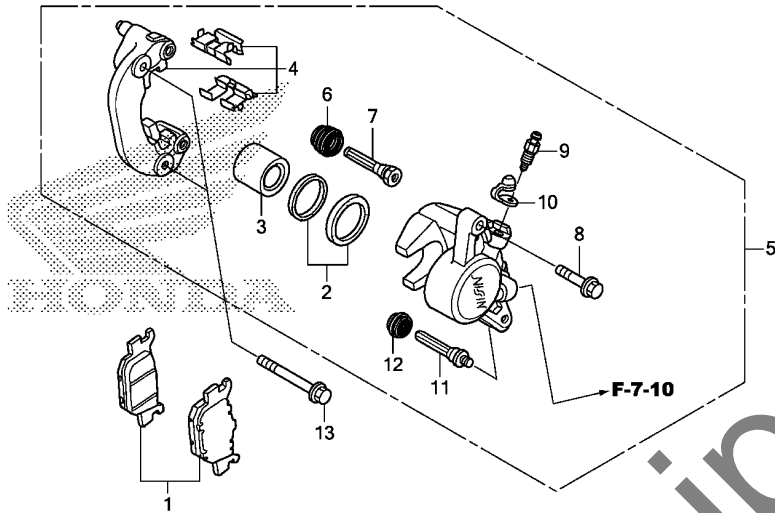
Ref. No.	L.O.N.	(Relative ref. Number) Description	F.R.T.
2	617196	SENSOR, WHEEL SPEED :FRONT ...	0.2
3	7101B0	RING, PULSER :FRONT	0.3
4	7101A6	WEIGHT, BALANCE :FRONT	0.5
6		(15)	
	710151	AXLE, FRONT WHEEL	0.2
9	7101D4	FRONT WHEEL	0.9
		.INCLUDES: Balance	
10	710139	FRONT TIRE(ONE)	0.8
		.INCLUDES: Balance	
11	711120	DISC, FRONT BRAKE	0.3
14	710115	BEARING, FRONT WHEEL(ONE)	0.4
	710115G	.Replace 1 bearing add	0.1

3

Ref. No.	Part No.	Description	Reqd. QTY	Serial No.	Parts catalogue code
			NSS 300A H		
1	38515-KSV-J40	GUIDE, SENSOR CORD	1		
2	38520-K04-971	SENSOR, FR. WHEEL SPEED	1		
3	42515-MBT-D50	RING, RR. PULSER	1		
4	42704-MER-D00	WEIGHT, BALANCE(10G)	N		
	42705-MER-D00	WEIGHT, BALANCE(20G)	N		
	42706-MER-D00	WEIGHT, BALANCE(30G)	N		
5	42753-KWF-901	VALVE, RIM(TRITON)	1		
6	44301-K04-930	AXLE, FR. WHEEL	1		
7	44311-K04-930	COLLAR, FR. WHEEL SIDE	2		
8	44620-K04-930	COLLAR, FR. AXLE DISTANCE ...	1		
9	44650-K04-970ZA	WHEEL SUB ASSY., FR. *NH303M*	1		
10	44711-K04-931	MAT AXIS GRAY METALLIC TIRE, FR.(DUN) (120/70-14 M/C 55P)	1 1		
11	45251-K04-931	DISK, FR. BRAKE(NHK PRECISION)	1		
12	90105-KL8-741	BOLT, FR. DISK, 8X24(SAGA) ..	6		
13	90131-KPB-751	BOLT, TORX, 5X10	3		
14	91051-MGZ-J01	BEARING, RADIAL BALL, 6303UU (FUJIKOSHI)	2		
	91054-MT6-831	BEARING, RADIAL BALL, 6303UU (NSK)	2		
15	91253-KZJ-901	OIL SEAL, 25X47X6.5(ARAI) ...	2		
16	96001-06014-07	BOLT, FLANGE, 6X14	3		

F-21

REAR BRAKE CALIPER

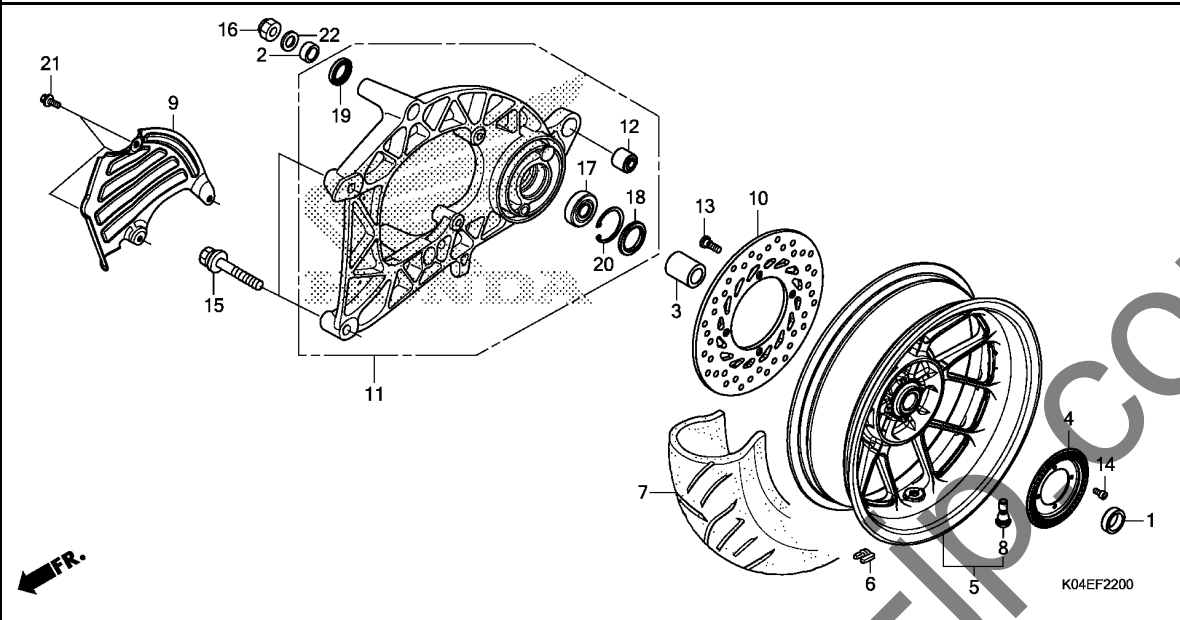


Ref. No.	L.O.N.	(Relative ref. Number) Description	F.R.T.
1	711140	SHOE(PAD) SET, BRAKE :REAR ...	0.3
3	7111D5	PISTON, REAR BRAKE CALIPER ...	0.7
		.INCLUDES: Bleed brakes	
4	7111C1	BRACKET, REAR CALIPER	0.4
5	711155	CALIPER, REAR BRAKE	0.6
		.INCLUDES: Bleed brakes	

Ref. No.	Part No.	Description	Reqd. QTY	Serial No.	Parts catalogue code
			NSS 300A H		
1	06435-K04-701	PAD SET, RR.(NISSIN)	1		
2	06451-443-405	SEAL SET, PISTON	1		
3	43107-KT7-761	PISTON	1		
4	43110-KVZ-631	BRACKET COMP., RR.	1		
5	43150-KVZ-631	CALIPER SUB ASSY., RR. BRAKE (NISSIN)	1		
6	43234-S04-003	COVER, DUST	1		
7	43235-HP1-006	PIN B	1		
8	43240-KSV-J01	BOLT, FLANGE, 8X26	1		
9	43352-568-003	SCREW, BLEEDER(NISSIN)	1		
10	43353-461-771	CAP, BLEEDER	1		
11	45131-ML7-921	BOLT A, PIN	1		
12	45133-MA3-006	BOOT B	1		
13	90132-MY2-000	BOLT, FLANGE, 8X50	2		

F-22

REAR WHEEL/SWINGARM



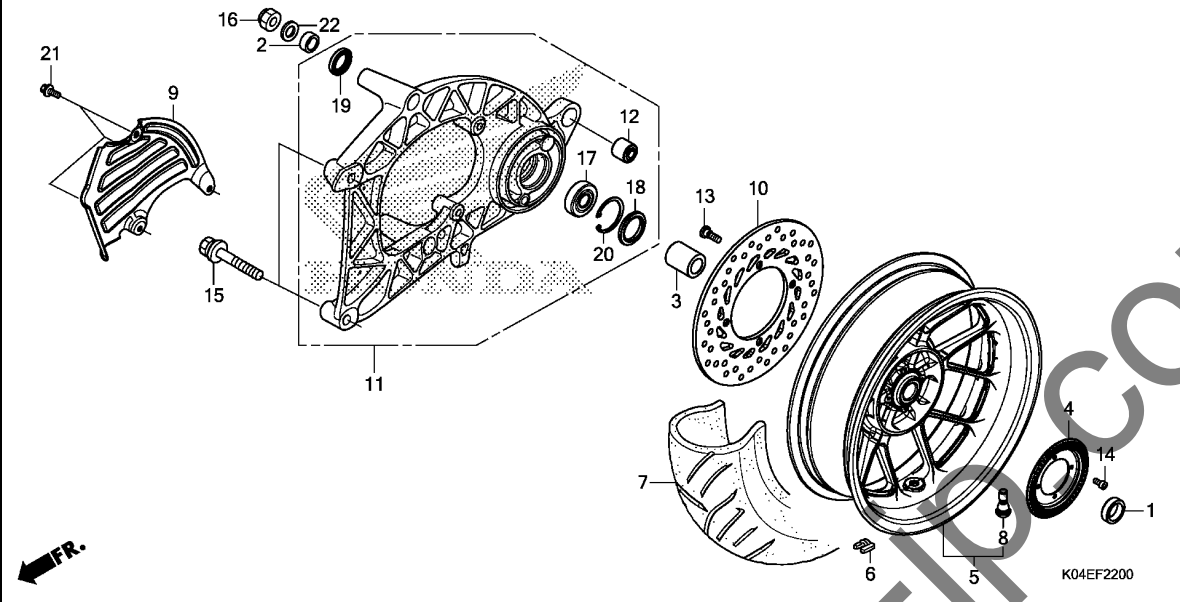
Ref. No.	L.O.N.	(Relative ref. Number) Description	F.R.T.
4	7101B1	RING, PULSER :REAR	0.4
5	710118	REAR WHEEL	1.0
		.INCLUDES: Balance	
6	7101E1	WEIGHT, BALANCE :REAR	0.6
7	710142	REAR TIRE(ONE)	0.9
		.INCLUDES: Balance	
9	7111S3	PROTECTOR, BRAKE HOSE	0.2
10	711145	DISC, REAR BRAKE	0.4
11		(18,19)	
	5121B0	SWINGARM ASSEMBLY	0.4
17	710133	BEARING, REAR WHEEL(ONE)	0.5

Ref. No.	Part No.	Description	Reqd. QTY	Serial No.	Parts catalogue code
			NSS 300A H		
1	42311-KSV-J00	COLLAR, RR. WHEEL SIDE	1		
2	42312-K04-930	COLLAR B, RR. AXLE	1		
3	42313-K04-932	COLLAR, RR. AXLE	1		
4	42515-MER-D01	RING, RR. PULSER	1		
5	42650-K04-973ZA	WHEEL SUB ASSY., RR. *NH303M*	1		
		MAT AXIS GRAY METALLIC	1		
6	42704-MER-D00	WEIGHT, BALANCE(10G)	N		
	42705-MER-D00	WEIGHT, BALANCE(20G)	N		
	42706-MER-D00	WEIGHT, BALANCE(30G)	N		
7	42711-K04-931	TIRE, RR. (DUN) (140/70-13 M/C 61P)	1		
8	42753-KWF-901	VALVE, RIM(TRITON)	1		
9	43156-K04-930	PROTECTOR, RR. BRAKE HOSE ...	1		
10	43251-K04-931	DISK, RR. BRAKE(NHK PRECISION)	1		
11	52100-K04-930	SWINGARM ASSY.	1		
12	52108-KTW-B00	BUSH, DAMPER	1		
13	90105-KL8-741	BOLT, FR. DISK, 8X24(SAGA) ..	4		
14	90131-KPB-751	BOLT, TORX, 5X10	4		
15	90132-KSV-J00	BOLT-WASHER, 10X60	2		
16	90305-KWN-701	NUT, U, 16MM	1		
17	91051-KS4-003	BEARING, RADIAL BALL, 6303 ..	1		
18	91252-147-003	OIL SEAL, 34X47X5	1		
19	91258-HB3-003	DUST SEAL, 37X25X6	1		
20	94520-47000	CIRCLIP, INTERNAL, 47MM	1		

3

F-22

REAR WHEEL/SWINGARM

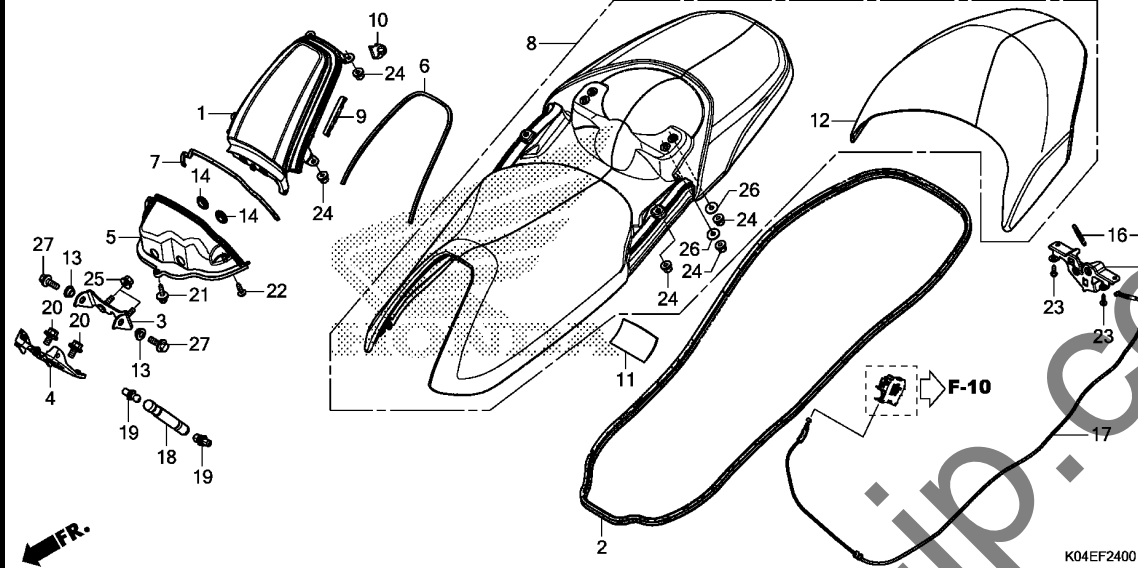


Ref. No.	Part No.	Description	Reqd. QTY		Serial No.	Parts catalogue code
			NSS	300A H		

21	95701-06016-07	BOLT, FLANGE, 6X16	3			
22	90505-K04-930	WASHER, 16MM	1			

F-24

SEAT

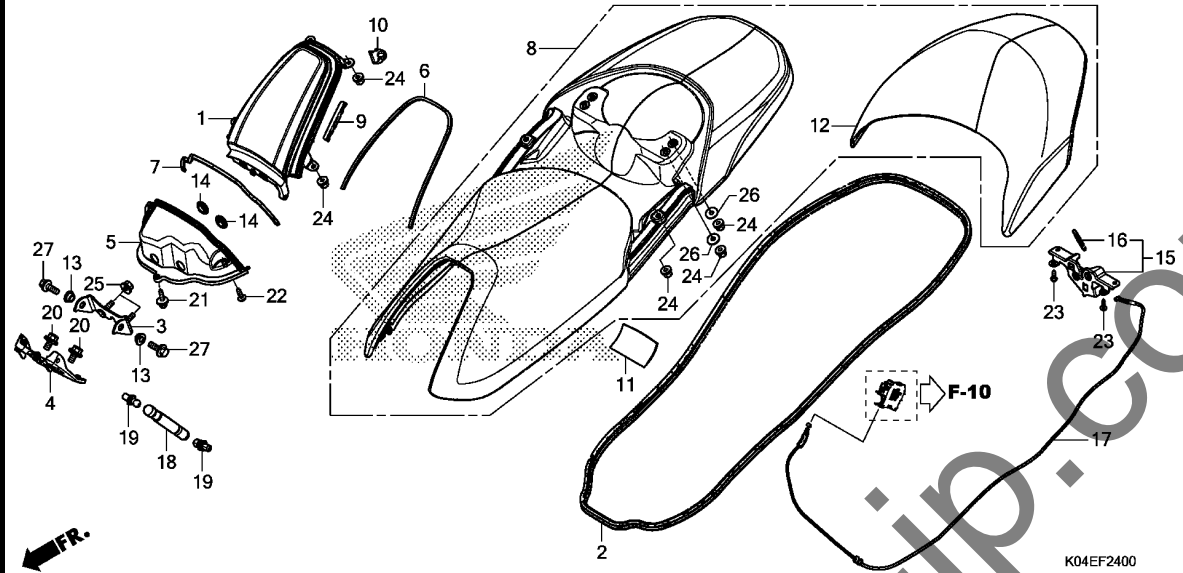


Ref. No.	L.O.N.	(Relative ref. Number) Description	F.R.T.
1	4131BU	HINGE, SEAT(A)	0.4
4		(3)	
	4131P0	HINGE, SEAT	1.7
5	4131F9	COVER, SEAT UNDER	0.1
8	4131E4	SEAT :DOUBLE	0.2
12	4121A0	BACKREST	0.3
15		(16)	
	4131E8	CATCH, SEAT :REAR SIDE	0.5
17	811175	CABLE, SEAT LOCK	1.7
18	4131K2	DAMPER, SEAT OPENER	0.7

Ref. No.	Part No.	Description	Reqd. QTY	Serial No.	Parts catalogue code
			NSS 300A H		
1	77110-K04-930	HINGE A, SEAT	1		
2	77115-K04-930	RUBBER A, SEAL	1		
3	77121-K04-930	HINGE B, SEAT	1		
4	77122-K04-930	HINGE COMP., SEAT	1		
5	77160-K04-930	COVER, SEAT HINGE UNDER	1		
6	77175-K04-930	RUBBER B, SEAL	1		
7	77176-K04-930	RUBBER C, SEAL	1		
8	77200-K04-930ZA	SEAT ASSY., DOUBLE *TYPE1*	1		
9	77202-K04-930	COVER, SEAT HINGE	2		
10	77203-K04-930	CAP, HINGE NUT	2		
11	77205-K04-930	CUSHION, SEAT	1		
12	77210-K04-930ZA	BACKREST COMP. *TYPE1*	1		
13	77223-K04-930	COLLAR, RR. COWL SETTING	2		
14	77225-K04-930	GROMMET, SEAT HINGE UNDER	2		
15	77230-K04-930	CATCH COMP., SEAT	1		
16	77234-GN2-000	SPRING, SEAT LOCK	1		
17	77240-K04-931	CABLE COMP., SEAT LOCK	1		
18	83590-K04-932	DAMPER, OPENER	1		
19	90108-KWR-003	STUD, BALL	2		
20	93404-08016-08	BOLT-WASHER, 8X16	2		
21	93891-05016-18	SCREW-WASHER, 5X16	1		
22	93903-25380	SCREW, TAPPING, 5X16	2		
23	93903-34380	SCREW, TAPPING, 4X12	2		

F-24

SEAT

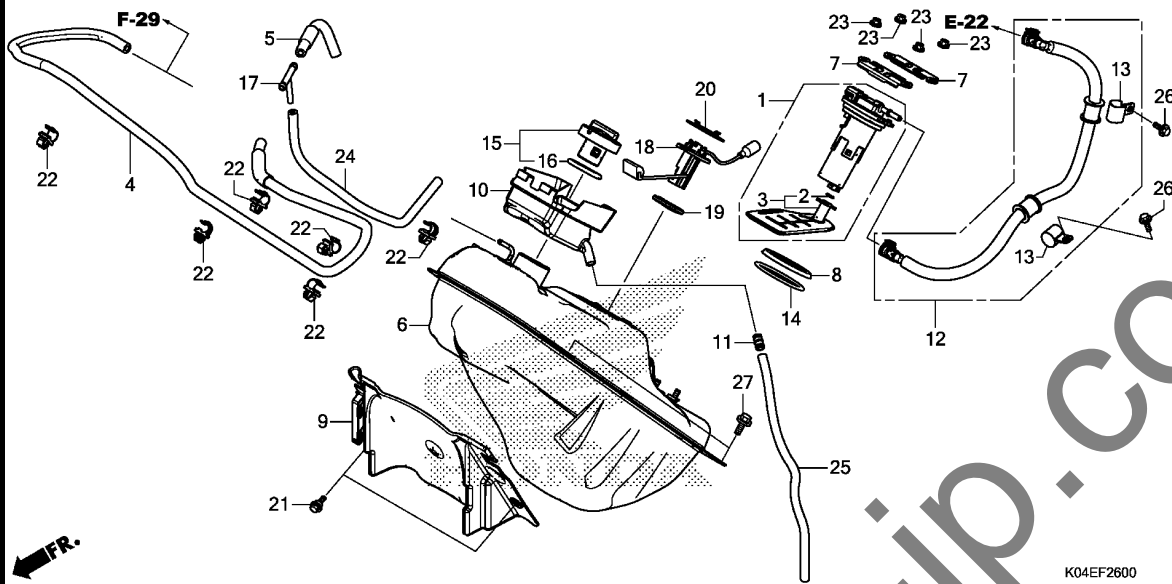


Ref. No.	Part No.	Description	Reqd. QTY		Serial No.	Parts catalogue code
			NSS	300A H		
24	94050-06000	NUT, FLANGE, 6MM	10			
25	94050-08080	NUT, FLANGE, 8MM	2			
26	94103-06000	WASHER, PLAIN, 6MM	4			
27	95701-08020-08	BOLT, FLANGE, 8X20	2			

3

F-26

FUEL TANK



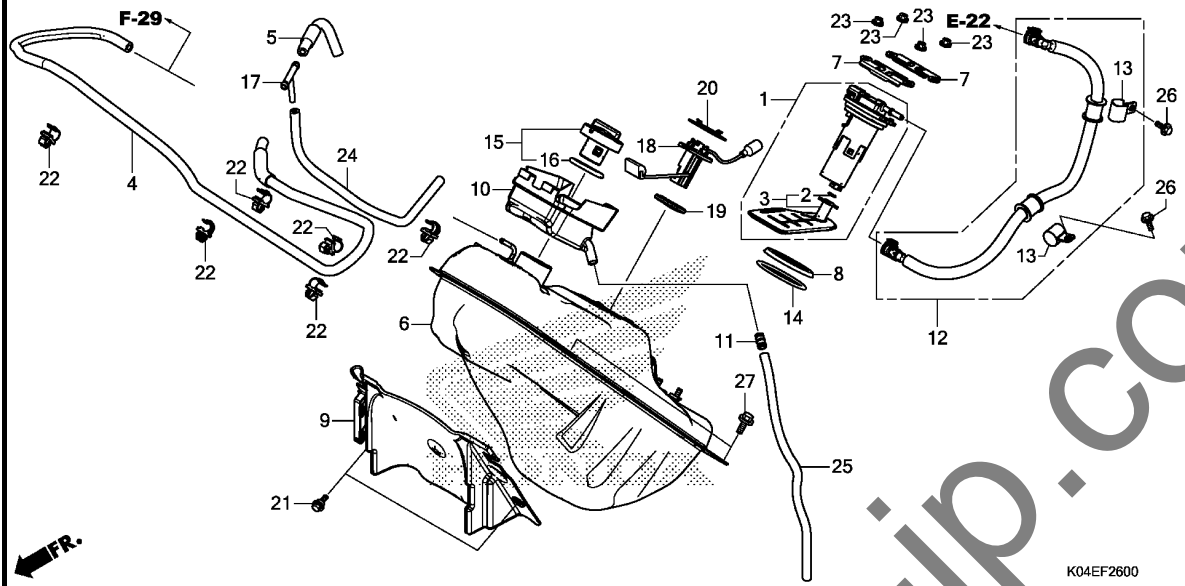
Ref. No.	L.O.N.	(Relative ref. Number) Description	F.R.T.
1		(8,14)	
310120		PUMP ASSY., FUEL	0.8
3		(2)	
3101C7		FILTER, FUEL	0.8
6		310100 TANK, FUEL	2.7
9		4131Q5 COVER, FUEL TANK CENTER	1.2
12		310162 HOSE, FUEL FEED	0.6
18		(19)	
617105		FUEL TANK SENDING UNIT	0.6

Ref. No.	Part No.	Description	Reqd. QTY	Serial No.	Parts catalogue code
			NSS 300A H		
1	16700-K04-934	PUMP ASSY., FUEL	1		
2	16706-KVB-S51	O-RING(P7)	1		
3	16707-K04-931	FILTER SET	1		
4	17416-K04-930	TUBE, BREATHER	1	----- KO	
5	17417-K04-930	TUBE, AIR BREATHER	1	----- KO	
6	17510-K04-930	TANK COMP., FUEL	1		
7	17517-K04-930	RETAINER, FUEL PUMP	2		
8	17518-GHB-601	SEAL, DUST(OHTUKA POLY-TECH)	1		
9	17520-K04-930	COVER, FUEL TANK	1		
10	17525-K04-930	TRAY, FUEL	1		
11	17525-KBN-900	JOINT, FUEL TUBE	1		
12	17528-K04-931	HOSE COMP., FUEL FEED	1		
13	17568-KRJ-900	CLAMPER, FUEL HOSE	2		
14	17572-GGL-J00	O-RING, FUEL PUMP	1		
15	17620-KWN-981	CAP COMP., FUEL FILLER	1		
16	17632-383-831	PACKING, FUEL FILLER CAP	1		
17	36191-KV3-700	JOINT, AIR FILTER	1	----- KO	
18	37800-K04-931	FUEL UNIT(NIPPON SEIKI)	1		
19	37801-GA7-700	PACKING, BASE	1		
20	37802-KTL-740	RETAINER, FUEL UNIT	1		
21	90116-KVB-900	BOLT, FLANGE, 6MM	2		
22	90659-KG4-003	CLAMP, WIRE, 8MM	6	----- KO	
23	94050-06000	NUT, FLANGE, 6MM	4		
24	95001-35260-40	TUBE, 3.5X260	1	----- KO	
25	95003-25040-31	TUBE, VINYL, 9X11X400	1		

3

F-26

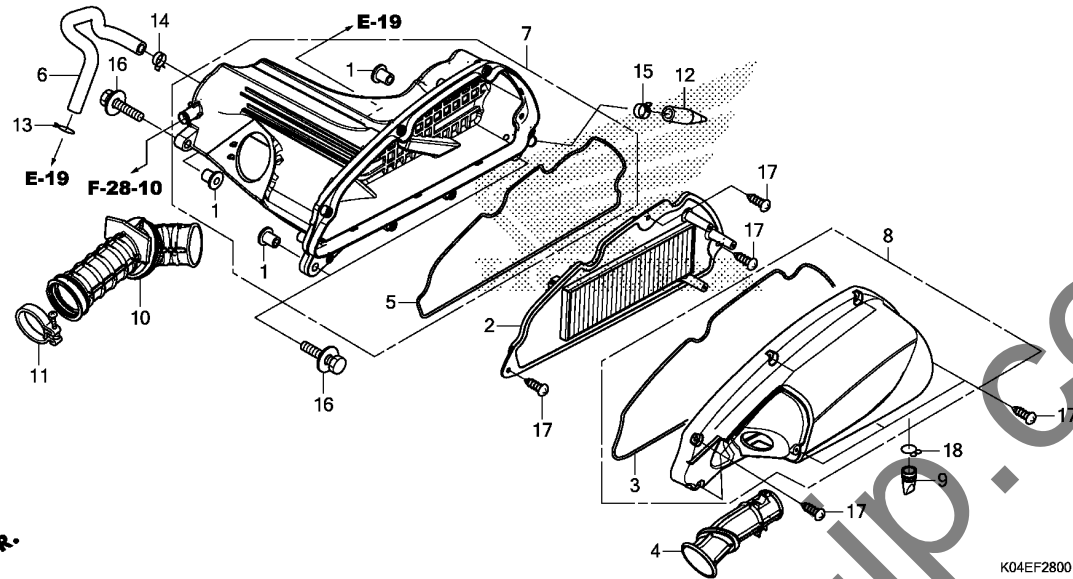
FUEL TANK



Ref. No.	Part No.	Description	Reqd. QTY		Serial No.	Parts catalogue code
			NSS	300A		
26	95701-06014-00	BOLT, FLANGE, 6X14	2	H		
27	95701-08014-00	BOLT, FLANGE, 8X14	4			

F-28

AIR CLEANER



Ref. No.	L.O.N.	(Relative ref. Number) Description	F.R.T.
2	(3,5)		
312105		ELEMENT, AIR CLEANER	0.2
3121A5		CASE, AIR CLEANER	0.7
312102		COVER, AIR CLEANER CASE	0.3
3121B6		TUBE, AIR CLEANER CONNECTING ..	0.7

FR.

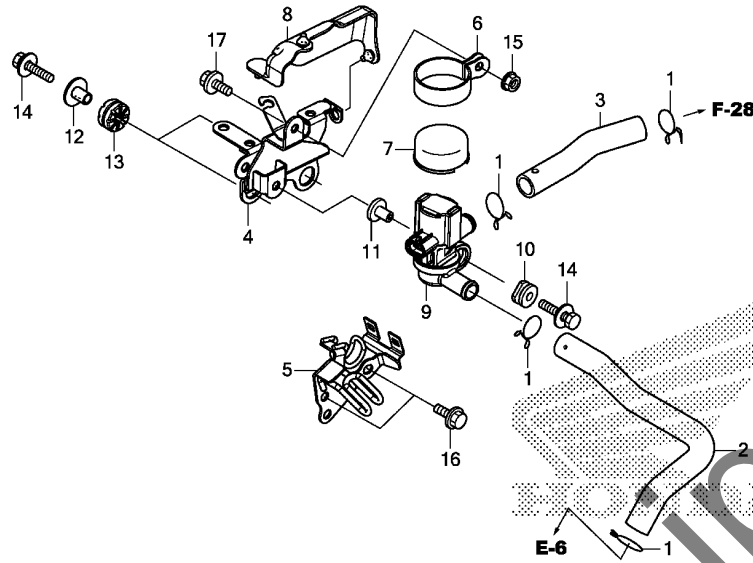
K04EF2800

3

Ref. No.	Part No.	Description	Reqd. QTY	Serial No.	Parts catalogue code
			NSS 300A H		
1	17208-GR1-010	COLLAR, AIR CLEANER SETTING ..	3		
2	17210-K04-930	ELEMENT COMP., AIR CLEANER ..	1		
3	17213-KTW-900	SEAL, AIR CLEANER	1		
4	17215-K04-930	DUCT, AIR CLEANER	1		
5	17218-KFG-000	SEAL, AIR CLEANER	1		
6	17218-K04-930	TUBE, BREATHER	1		
7	17225-K04-931	CASE SUB ASSY., AIR CLEANER ..	1		
8	17235-K04-930	COVER SUB ASSY., AIR CLEANER ..	1		
9	17236-KVB-900	PLUG, AIR CLEANER DRAIN	1		
10	17253-K04-931	TUBE, AIR CLEANER CONNECTING ..	1		
11	17255-K04-930	BAND, AIR CLEANER CONNECTING ..	1		
		TUBE(52)			
12	17261-KSV-J00	TUBE, DRAIN	1		
13	90661-GHB-630	CLAMP B, TUBE, 14.5MM	1		
14	90682-SAO-671	CLAMP, CANISTER HOSE	1		
15	91406-MS8-000	CLAMP, TUBE(D14.5)	1		
16	93404-06030-00	BOLT-WASHER, 6X30	3		
17	93903-25480	SCREW, TAPPING, 5X20	10		
18	95002-80000	CLIP, TUBE(C12)	1		

F-28-10

AIR INJECTION SOLENOID VALVE



Ref. No.	L.O.N. (Relative ref. Number)	Description	F.R.T.
9	314130	VALVE, SECONDARY AIR CONTROL	0.6

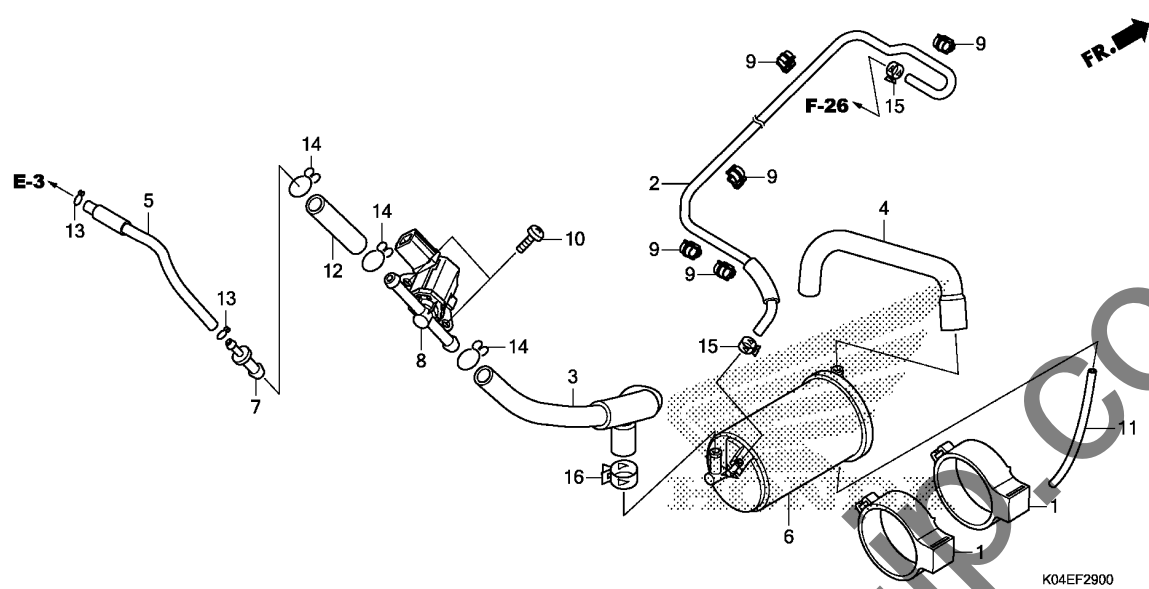


K04EF2810

Ref. No.	Part No.	Description	Reqd. QTY	Serial No.	Parts catalogue code
			NSS 300A H		
1	17724-102-700	CLIP, SUB TANK HOSE	4		
2	18651-KTW-900	TUBE A, AIR INJECTION CONTROL VALVE	1		
3	18652-KTW-900	TUBE B, AIR INJECTION CONTROL VALVE	1		
4	18655-K04-930	STAY COMP., AIR INJECTION SOLENOID VALVE	1		
5	18656-K04-930	STAY, AIR INJECTION CONTROL VALVE TUBE	1		
6	19342-K04-930	BAND, AIR INJECTION CONTROL VALVE	1		
7	19343-KTW-900	CAP, AIR INJECTION CONTROL VALVE	1		
8	30520-K04-930	COVER, IGNITION COIL	1		
9	36450-KTW-901	VALVE ASSY., AIR INJECTION SOLENOID	1		
10	43516-MR5-000	RUBBER, MOUNTING	1		
11	50324-425-010	COLLAR, 6.3X13	1		
12	61104-428-000	COLLAR, FR. FENDER	2		
13	84703-K04-930	RUBBER C, MOUNTING	2		
14	93404-06025-07	BOLT-WASHER, 6X25	3		
15	94050-06000	NUT, FLANGE, 6MM	1		
16	95701-06014-00	BOLT, FLANGE, 6X14	2		
17	95801-06014-08	BOLT, FLANGE, 6X14	1		

F-29

CANISTER



Ref. No.	L.O.N.	(Relative ref. Number) Description	F.R.T.
6	3141A4	CANISTER	0.5
8	3141A9	VALVE, PURGE CONTROL	0.6

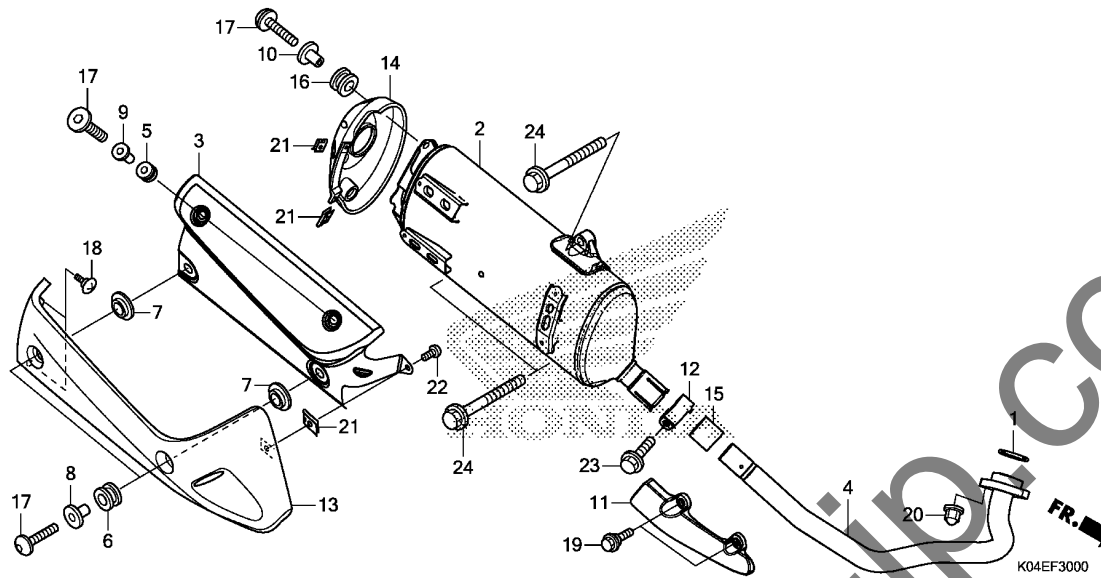
K04EF2900

Ref. No.	Part No.	Description	Reqd. QTY	Serial No.	Parts catalogue code
			NSS 300A H		
1	17411-KYJ-900	RUBBER, CANISTER MOUNT	2	-----	FO
2	17411-K04-940	TUBE, CHARGE	1	-----	FO
3	17412-K04-940	TUBE A, PURGE	1	-----	FO
4	17413-K04-940	TUBE, AIR	1	-----	FO
5	17418-K04-930	TUBE, INLET	1	-----	FO
6	17421-KYJ-902	CANISTER COMP.	1	-----	FO
7	19126-KM1-010	JOINT, TUBE	1	-----	FO
8	36162-KZL-931	VALVE, PURGE CONTROL SOLENOID	1	-----	FO
9	90659-KG4-003	CLAMP, WIRE, 8MM	5	-----	FO
10	93500-05012-0H	SCREW, PAN, 5X12	2	-----	FO
11	95001-45125-40	TUBE, FUEL, 4.5X125 (95001-45001-60M)	1	-----	FO
12	95001-75045-40	TUBE, FUEL, 7.3X45	1	-----	FO
13	95002-02070	CLIP, TUBE(B7)	2	-----	FO
14	95002-02120	CLIP, TUBE(B12)	3	-----	FO
15	95002-40800-08	CLAMP, TUBE(D8)	2	-----	FO
16	95002-41300-08	CLAMP, TUBE(D13)	1	-----	FO

3

F-30

EXHAUST MUFFLER



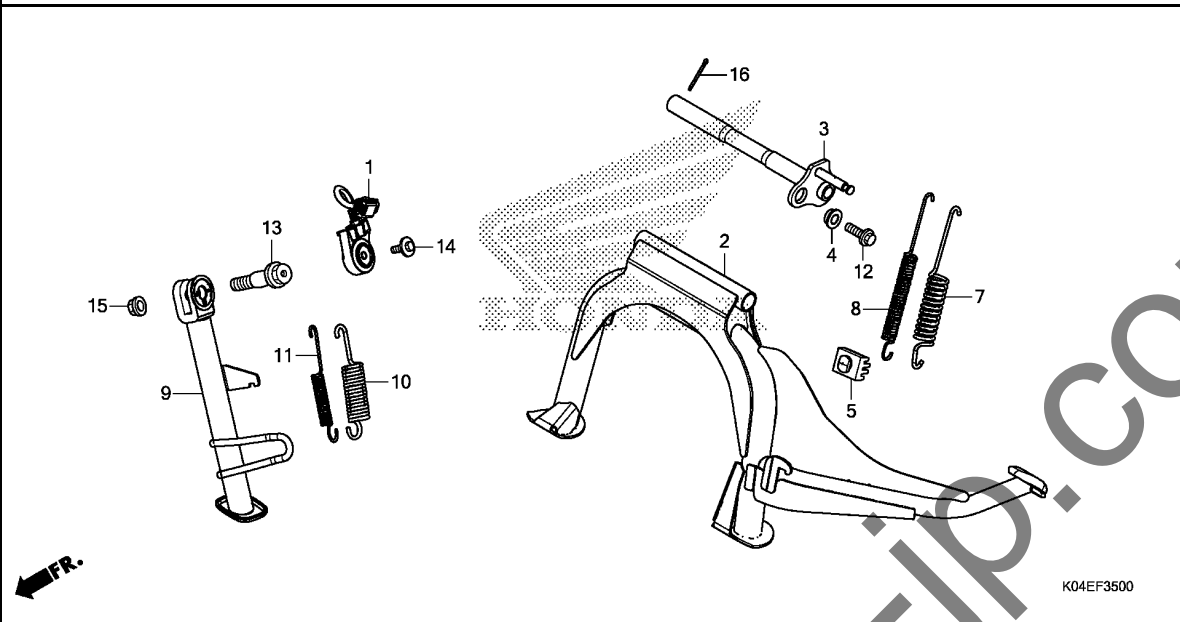
Ref. No.	L.O.N.	(Relative ref. Number) Description	F.R.T.
1	3131B4	GASKET, EXHAUST PIPE	0.4
2	313120	MUFFLER	0.4
3		(13)	
	313121	PROTECTOR, MUFFLER	0.2
4	313110	PIPE, EXHAUST	0.4
11	3131A6	PROTECTOR, EXHAUST PIPE	0.1
14	3131F2	CAP, MUFFLER END	0.2
15	3131C4	GASKET, MUFFLER	0.2

Ref. No.	Part No.	Description	Reqd. QTY	Serial No.	Parts catalogue code
			NSS 300A H		
1	18291-MN4-920	GASKET, EX. PIPE	1		
2	18300-K04-930	MUFFLER COMP., EX.	1		
3	18318-K04-930	PROTECTOR A, MUFFLER	1		
4	18320-K04-930	PIPE COMP., EX.	1		
5	18345-MBT-610	RUBBER, PROTECTOR MOUNTING ..	2		
6	18346-KTW-900	RUBBER, PROTECTOR MOUNTING ..	2		
7	18347-K04-930	COLLAR, PROTECTOR MOUNTING ..	2		
8	18348-K04-930	COLLAR, MUFFLER PROTECTOR ..	2		
9	18352-K04-930	COLLAR, PROTECTOR SETTING ..	2		
10	18353-K04-930	COLLAR, TAIL CAP MOUNTING ...	3		
11	18360-K04-930	PROTECTOR, EX. PIPE	1		
12	18373-K04-930	BAND, EX. PIPE	1		
13	18380-KTW-900	PROTECTOR SUB ASSY., MUFFLER	1		
14	18381-KTW-900	COVER SUB ASSY., TAIL CAP ...	1		
15	18391-MN1-670	PACKING, MUFFLER	1		
16	80107-GEO-710	RUBBER, RR. FENDER SETTING ..	3		
17	90103-K04-930	SCREW, PAN, 5X20	7		
18	90104-K04-930	SCREW, SPECIAL, 5MM	2		
19	90107-KTW-900	BOLT, SPECIAL, M6	2		
20	90304-KPH-700	NUT, HEX. CAP, 8MM	2		
21	90677-KAN-961	NUT, CLIP, 5MM	3		
22	93500-05012-0A	SCREW, PAN, 5X12	1		
23	95701-08035-02	BOLT, FLANGE, 8X35	1		
24	95701-10050-07	BOLT, FLANGE, 10X50	3		

3

F-35

STAND



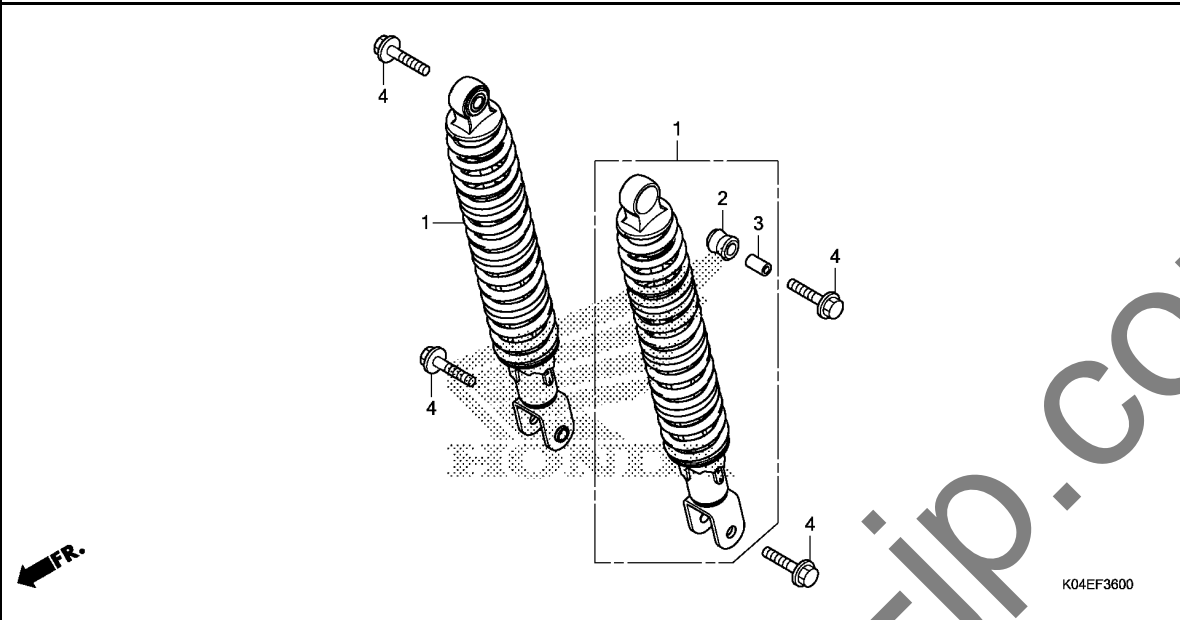
Ref. No.	L.O.N.	(Relative ref. Number) Description	F.R.T.
1	615195	SWITCH, SIDE STAND	0.2
2	(3)	STAND, MAIN	0.4
7	410175	SPRING, MAIN STAND	0.2
9	410176	.NOTE: Same time for two units	
10	410180	BAR, SIDE STAND	0.2
10	410182	(11) SPRING, SIDE STAND	0.1
		.NOTE: Same time for two units	

Ref. No.	Part No.	Description	Reqd. QTY	Serial No.	Parts catalogue code
			NSS 300A H		
1	35700-K04-931	SWITCH ASSY., SIDE STAND	1		
2	50500-K04-930	STAND COMP., MAIN	1		
3	50503-K04-930	SHAFT, MAIN STAND	1		
4	50504-K04-930	COLLAR, MAIN STAND SHAFT	1		
5	50505-GR1-710	RUBBER, STAND STOPPER	1		
7	50522-K04-930	SPRING, MAIN STAND	1		
8	50523-K04-930	SUB SPRING, MAIN STAND	1	----- F0	
9	50530-K04-930	BAR COMP., SIDE STAND	1		
10	50541-KPH-970	SPRING, SIDE STAND	1		
11	50542-KPH-970	SUB SPRING, SIDE STAND	1	----- F0	
12	90105-K04-930	BOLT-WASHER, 8X25	1		
13	90108-MK6-670	BOLT, SIDE STAND PIVOT	1		
14	90147-MCE-950	BOLT, SPECIAL, 6X16	1		
15	90203-MF9-710	NUT, SIDE STAND	1		
16	94201-25250	PIN, SPLIT, 2.5X25	1		

3

F-36

REAR CUSHION

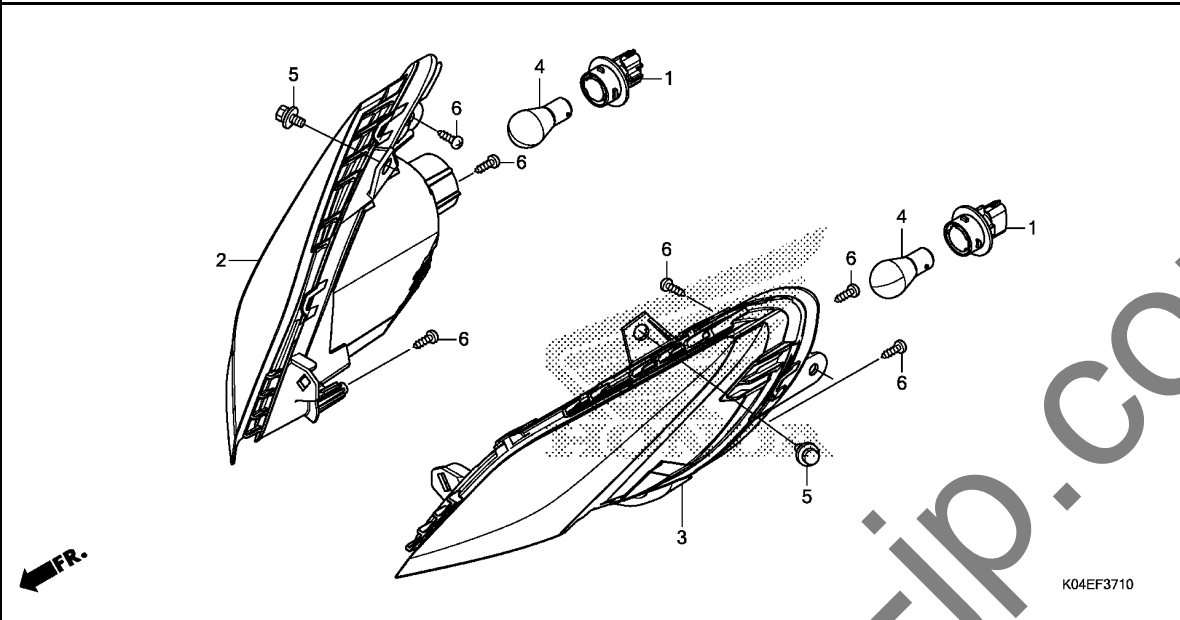


Ref. No.	L.O.N.	(Relative ref. Number) Description	F.R.T.
1	5121B6	CUSHION ASSY., REAR :LEFT	0.2
	5121B7	CUSHION ASSY., REAR :RIGHT ...	0.2
	5121B8	CUSHION ASSY., REAR :BOTH	0.3

Ref. No.	Part No.	Description	Reqd. QTY	Serial No.	Parts catalogue code
			NSS 300A H		
1	52400-K04-931	CUSHION ASSY., RR.(SHOWA) ...	2		
2	52485-088-901	BUSH, RR. CUSHION RUBBER (SHOWA)	2		
3	52486-GA7-003	COLLAR, RUBBER BUSH(SHOWA) ..	2		
4	95801-10040-08	BOLT, FLANGE, 10X40	4		

F-37-10

FRONT WINKER



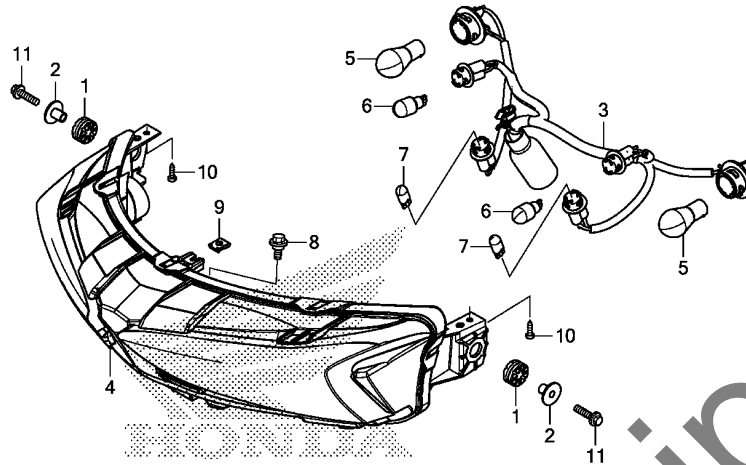
Ref. No.	L.O.N.	(Relative ref. Number) Description	F.R.T.
2	6161C4	WINKER :RIGHT FRONT	0.8
3	6161C3	WINKER :LEFT FRONT	0.8
	6161C5	WINKER :BOTH FRONT	0.9
4		(1)	
	616133	BULB, WINKER :FRONT	0.1
		.NOTE: Same time for two units	
	6161G0	BULB, WINKER :FOR 1 VEHICLE ..	0.2

Ref. No.	Part No.	Description	Reqd. QTY	Serial No.	Parts catalogue code
			NSS 300A H		
1	33406-K04-931	SOCKET, BULB	2		
2	33420-K04-931	WINKER UNIT, R. FR.	1		
3	33470-K04-931	WINKER UNIT, L. FR.	1		
4	34906-KSS-C01	BULB, TAILLIGHT(12V 21/5W) (KOITO)	2		
5	93404-06014-00	BOLT-WASHER, 6X14	2		
6	93903-35320	SCREW, TAPPING, 5X16	6		

3

F-38-10

REAR COMBINATION LIGHT

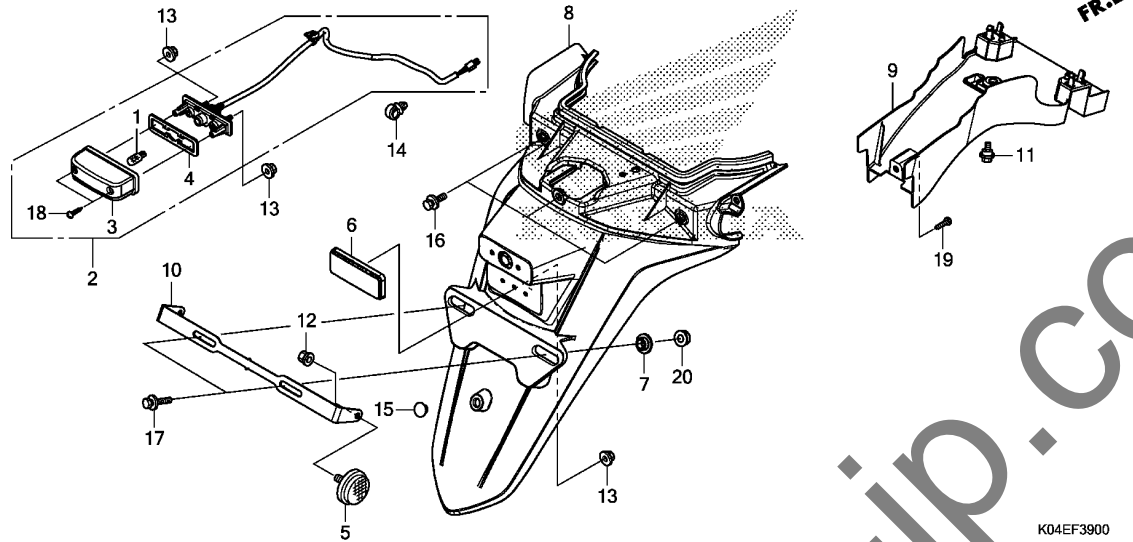


Ref. No.	L.O.N.	(Relative ref. Number) Description	F.R.T.
3	6161E7	SOCKET, TAILLIGHT	0.6
4	6161D5	TAILLIGHT UNIT	0.6
5	616139	BULB, WINKER :REAR	0.1
	6161G0	.NOTE: Same time for two units BULB, WINKER :FOR 1 VEHICLE ..	0.2
6	6161M5	BULB, TAILLIGHT :UPPER	0.1
	6161M7	.NOTE: Same time for two units BULB, TAILLIGHT :LOWER	0.1
	6161J1	.NOTE: Same time for two units BULB, TAILLIGHT :FOR 1 VEHICLE	0.1

Ref. No.	Part No.	Description	Reqd. QTY	Serial No.	Parts catalogue code
			NSS 300A H		
1	33705-K04-930	RUBBER A, TAILLIGHT MOUNTING	2		
2	33707-K04-930	COLLAR, TAILLIGHT	2		
3	33708-K04-931	CORD COMP., RR. COMBINATION LIGHT	1		
4	33710-K04-931	TAILLIGHT UNIT	1		
5	34904-K04-931	BULB(12V 21W) (AMBER) (KOITO) -	2		
6	34905-K04-931	BULB(T16) (12V 16W) (KOITO) ...	2		
7	34906-K04-931	BULB(12V 5W) (KOITO)	2		
8	90106-MM9-000	BOLT, FR. FENDER FIXING	1		
9	90302-SA4-003	NUT, SPRING, 4MM	1		
10	93903-34380	SCREW, TAPPING, 4X12	2		
11	95701-06022-00	BOLT, FLANGE, 6X22	2		

F-39

REAR FENDER(FO)



K04EF3900

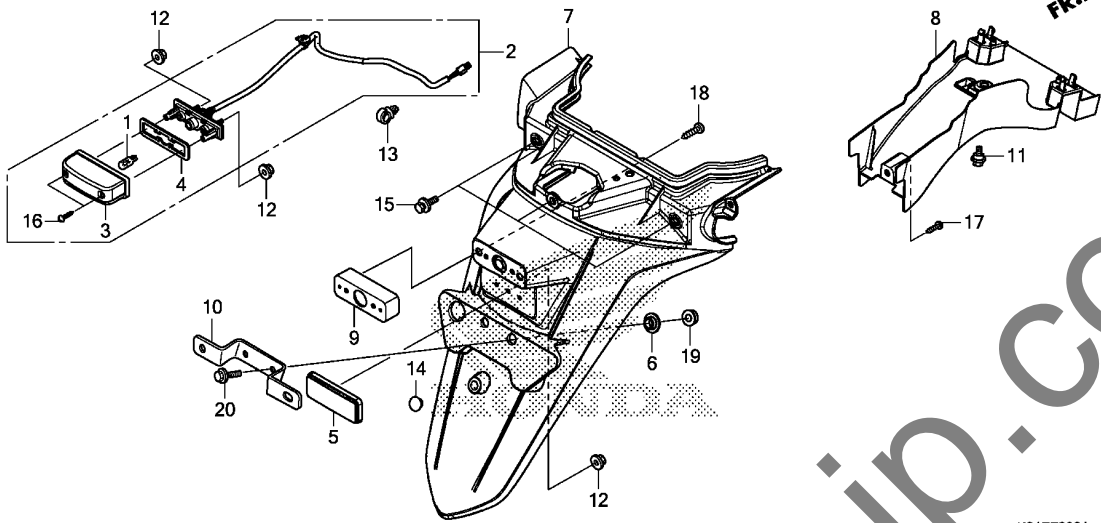
Ref. No.	L.O.N.	(Relative ref. Number) Description	F.R.T.
1		(3,4)	
1	6161F3	BULB, LICENSE LIGHT	0.1
2	6161D8	LIGHT, LICENSE	0.8
8	413102	FENDER, REAR	0.8
9	413110	FENDER B, REAR	0.6

3

Ref. No.	Part No.	Description	Reqd. QTY	Serial No.	Parts catalogue code
			NSS 300A H		
1	33301-SAO-741	BULB(12V 5W)(STANLEY)	1	-----	FO
2	33720-K04-931	LIGHT ASSY., LICENSE(12V 5W)	1	-----	FO
3	33722-K04-931	COVER COMP., LICENSE	1	-----	FO
4	33729-MCZ-003	PACKING, LENS	1	-----	FO
5	33741-KTG-U01	REFLECTOR, FR. REFLEX(AMBER) (RR.)	2	-----	FO
6	33741-KWN-901	REFLECTOR, REFLEX	1	-----	FO
7	44125-MN5-000	COLLAR, FR. WHEEL COVER	2	-----	FO
8	80105-K04-E10	FENDER, RR.	1	-----	FO
9	80107-K04-930	FENDER B, RR.	1	-----	FO
10	84700-K04-930	BRACKET, NUMBER PLATE	1	-----	FO
11	90116-KVB-900	BOLT, FLANGE, 6MM	1	-----	FO
12	90301-KGH-901	NUT, U, 6MM(FUJI SEIMITSU) ..	2	-----	FO
13	90301-KWN-901	NUT, U, 5MM	3	-----	FO
14	90683-SAO-003	CLIP, WIRE HARNESS, 25MM	1	-----	FO
15	90852-KPP-T00	PLUG, HOLE	1	-----	FO
16	93404-06012-08	BOLT-WASHER, 6X12	3	-----	FO
17	93404-06020-08	BOLT-WASHER, 6X20	2	-----	FO
18	93901-24480	SCREW, TAPPING, 4X16	2	-----	FO
19	93903-34380	SCREW, TAPPING, 4X12	1	-----	FO
20	94050-06080	NUT, FLANGE, 6MM	2	-----	FO

F-39-1

REAR FENDER(KO)

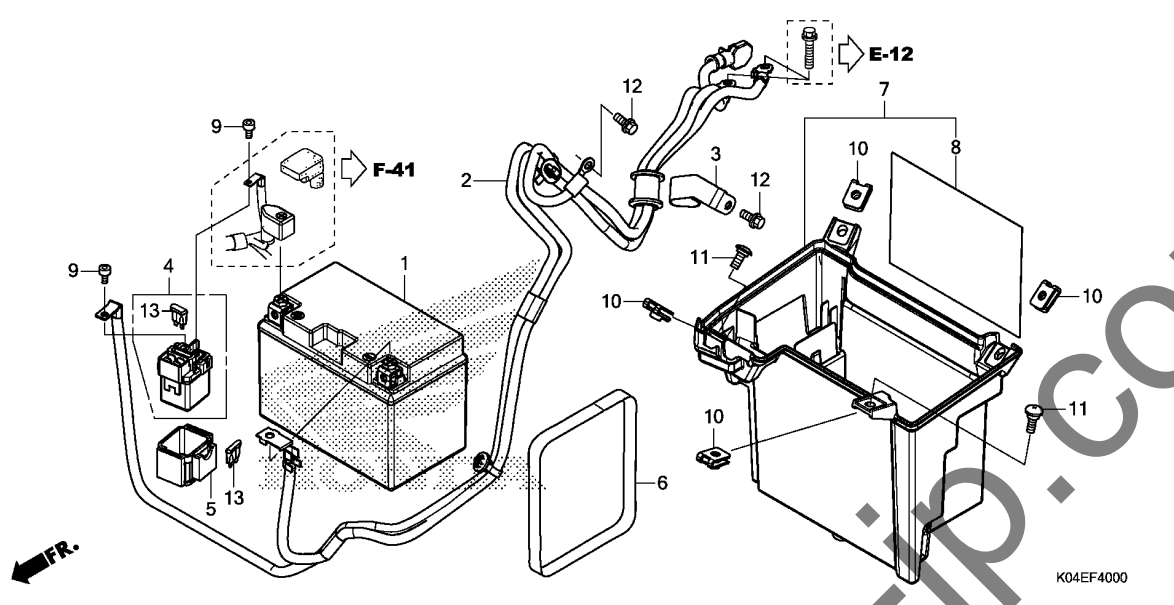


Ref. No.	L.O.N.	(Relative ref. Number) Description	F.R.T.
1	(3,4)	BULB, LICENSE LIGHT	0.1
2	6161D8	LIGHT, LICENSE	0.8
7	413102	FENDER, REAR	0.8
8	413110	FENDER B, REAR	0.6

Ref. No.	Part No.	Description	Reqd. QTY	Serial No.	Parts catalogue code
			NSS 300A H		
1	33301-SA0-741	BULB(12V 5W)(STANLEY)	1	-----	KO
2	33720-K04-931	LIGHT ASSY., LICENSE(12V 5W)	1	-----	KO
3	33722-K04-931	COVER COMP., LICENSE	1	-----	KO
4	33729-MCZ-003	PACKING, LENS	1	-----	KO
5	33741-KWN-901	REFLECTOR, REFLEX	1	-----	KO
6	44125-MN5-000	COLLAR, FR. WHEEL COVER	2	-----	KO
7	80105-K04-900	FENDER, RR.	1	-----	KO
8	80107-K04-930	FENDER B, RR.	1	-----	KO
9	80201-K04-900	BRACKET, LICENSE LIGHT	1	-----	KO
10	84700-K04-A00	BRACKET, NUMBER PLATE	1	-----	KO
11	90116-KVB-900	BOLT, FLANGE, 6MM	1	-----	KO
12	90301-KWN-901	NUT, U, 5MM	3	-----	KO
13	90683-SA0-003	CLIP, WIRE HARNESS, 25MM	1	-----	KO
14	90852-KPP-T00	PLUG, HOLE	1	-----	KO
15	93404-06012-08	BOLT-WASHER, 6X12	3	-----	KO
16	93901-24480	SCREW, TAPPING, 4X16	2	-----	KO
17	93903-34380	SCREW, TAPPING, 4X12	1	-----	KO
18	93903-35310	SCREW, TAPPING, 5X16	2	-----	KO
19	94050-06080	NUT, FLANGE, 6MM	2	-----	KO
20	95701-06016-08	BOLT, FLANGE, 6X16	2	-----	KO

F-40

BATTERY



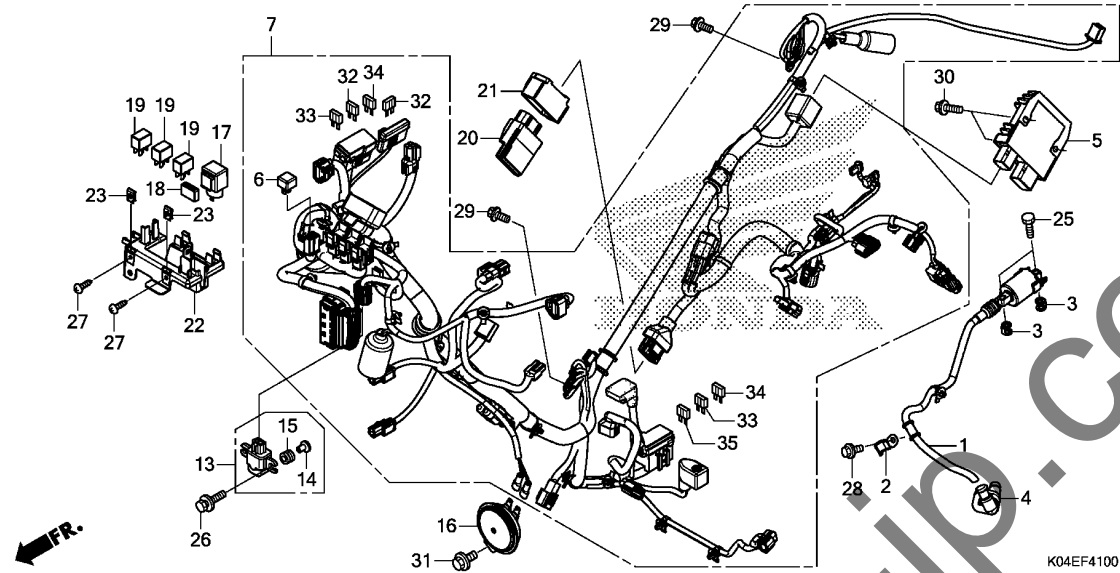
Ref. No.	L.O.N.	(Relative ref. Number) Description	F.R.T.
1	610100	BATTERY	0.2
2	610110	CABLE, NEGATIVE BATTERY	0.9
4	615113	SWITCH, STARTER MAGNETIC	0.3
7	410185	BOX, BATTERY	0.6

3

Ref. No.	Part No.	Description	Reqd. QTY	Serial No.	Parts catalogue code
			NSS 300A H		
1	31500-K04-931	BATTERY ASSY. (FTZ12S)	1	----- F0	
	31500-K04-A01	(FURUKAWA)	1	----- K0	
2	32610-K04-930	CABLE, BATTERY EARTH	1		
3	32611-K04-930	CLAMP, BATTERY EARTH CABLE ..	1		
4	35850-MR5-007	SWITCH ASSY., STARTER MAGNETIC	1		
5	35856-K04-931	RUBBER, SHOCK	1		
6	50328-KSV-J00	TAPE, BATTERY LIFT	1		
7	80140-K04-930	BOX COMP., BATTERY	1		
8	81258-K04-930	HEAT GUARD, LUGGAGE BOX	1		
9	90111-MR5-000	BOLT, SOCKET, 5X9	2		
10	90305-GEE-710	NUT, CLIP, 6MM	4		
11	90380-GM9-740	SCREW, SPECIAL, 6X15	2		
12	95701-06016-00	BOLT, FLANGE, 6X16	2		
13	98200-33000	FUSE, BLADE (30A)	2		

F-41

WIRE HARNESS



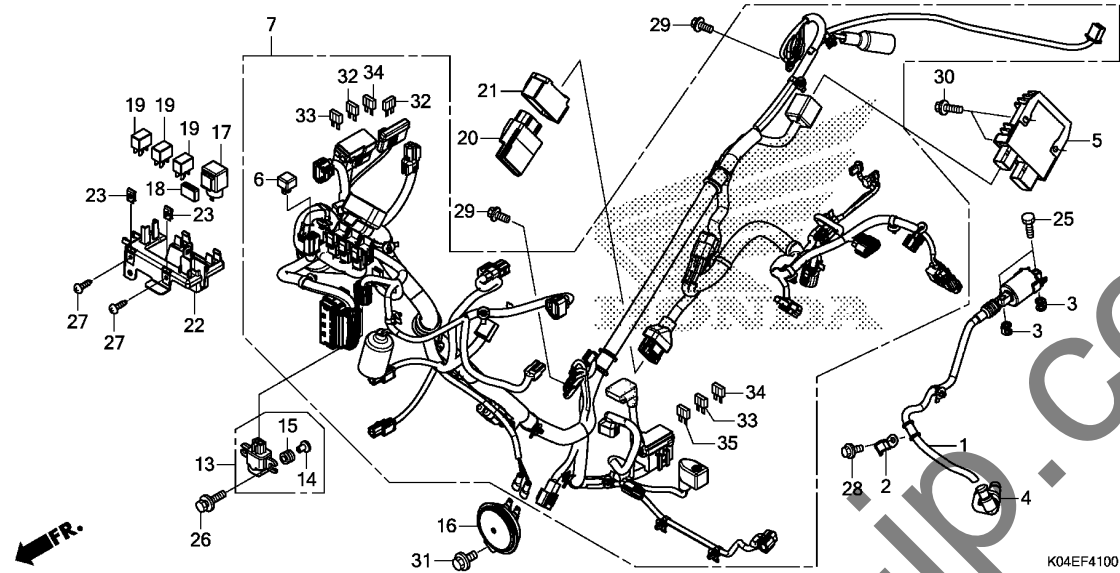
Ref. No.	L.O.N.	(Relative ref. Number) Description	F.R.T.
1	614105	COIL, IGNITION	0.8
5	6131B2	RECTIFIER, REGULATE	0.4
6	6131B3	RECTIFIER, SILICON	0.3
7	611100	HARNESS, WIRE	2.5
13	617125	SENSOR, BANK ANGLE	0.3
16	616169	HORN	0.1
17	6111C3	RELAY, WINKER	0.3
19	6111D9	RELAY, FAN CONTROL	0.3
	6111G1	RELAY, FUEL PUMP	0.3
	6111S5	RELAY, MAIN	0.3
20	618135	ENGINE CONTROL MODULE(ECM) ...	0.6

Ref. No.	Part No.	Description	Reqd. QTY		Serial No.	Parts catalogue code
			NSS 300A H			
1	30510-K04-931	COIL COMP., IGNITION(TOYO) ..	1			
2	30511-K04-930	CLAMPER, HIGH TENSION CORD ..	1			
3	30520-GFM-900	SPACER, IGNITION COIL	2			
4	30700-KTW-901	CAP ASSY., NOISE SUPPRESSOR ..	1			
5	31600-MJJ-D31	RECTIFIER ASSY., REGULATOR ..	1			
6	31700-MM8-610	RECTIFIER COMP., SILICON	1			
7	32100-K04-710	HARNESS, WIRE	1			F0
	32100-K04-A50	1			KO
13	35160-KPP-T01	SENSOR ASSY., BANK ANGLE	1			
14	35162-MGC-003	COLLAR	2			
15	35163-MGC-003	GROMMET	2			
16	38110-K04-A01	HORN COMP.(HIGH)	1			
17	38301-KTF-671	RELAY COMP., WINKER	1			
18	38306-KK4-000	SUSPENSION, WINKER RELAY (MITSUBA)	1			
19	38501-KVZ-631	RELAY ASSY., POWER (MICRO ISO 4P)(MITSUBA)	3			
20	38770-K04-701	PGM-FI UNIT	1			F0
	38770-K04-A02	1			KO
21	38771-GGL-J00	SUSPENSION, ENGINE CONTROL UNIT	1			
22	50345-K04-930	HOLDER, RELAY	1			
23	90302-KWW-A00	NUT, SPRING, 4MM	2			
25	92101-06020-4J	BOLT, HEX., 6X20	2			
26	93403-06025-00	BOLT-WASHER, 6X25	2			



F-41

WIRE HARNESS

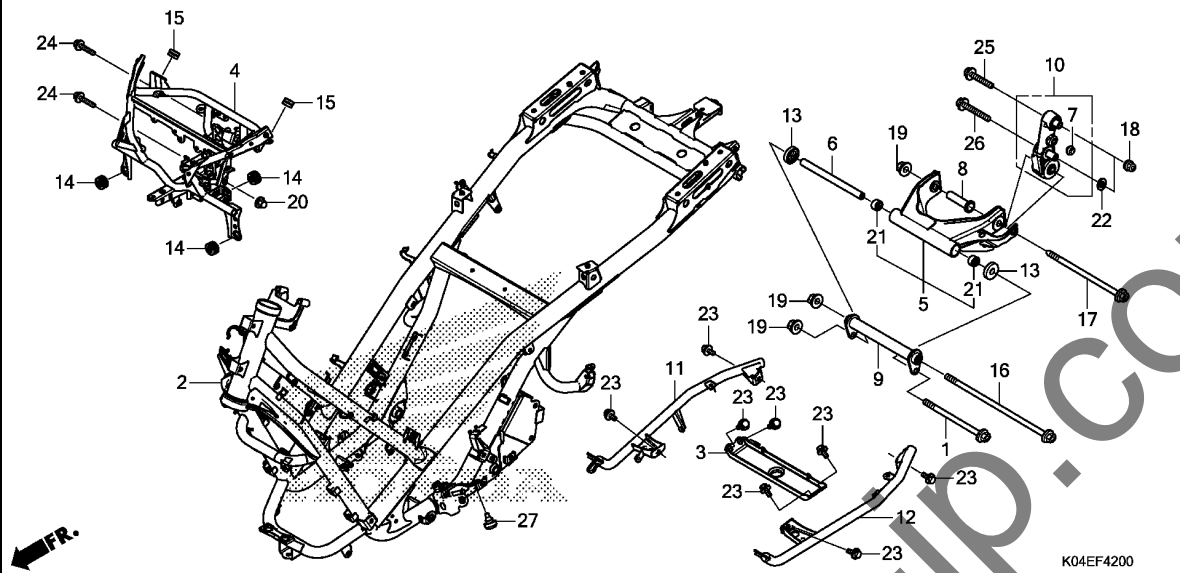


K04EF4100

Ref. No.	Part No.	Description	Reqd. QTY		Serial No.	Parts catalogue code
			NSS	300A H		
27	93903-34480	SCREW, TAPPING, 4X16	2			
28	95701-06012-00	BOLT, FLANGE, 6X12	1			
29	95701-06016-00	BOLT, FLANGE, 6X16	2			
30	95701-06022-00	BOLT, FLANGE, 6X22	2			
31	95701-08012-07	BOLT, FLANGE, 8X12	1			
32	98200-40500	FUSE, MINI (5A)	5			
33	98200-41000	FUSE, MINI (10A)	6			
34	98200-41500	FUSE, MINI (15A)	3			
35	98200-43000	FUSE, MINI (30A)	4			

F-42

FRAME BODY

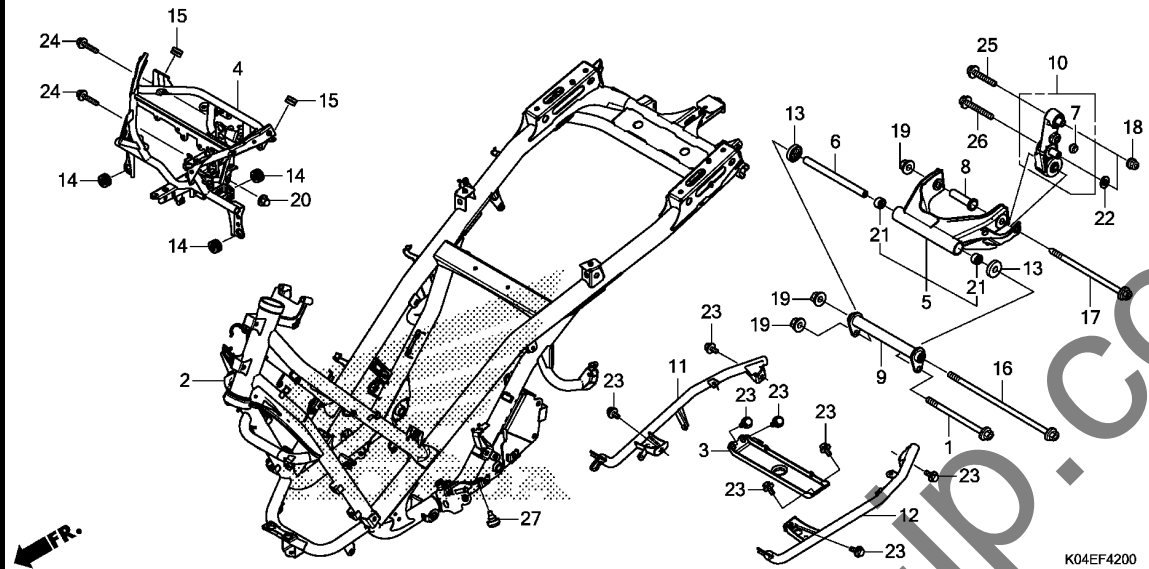


Ref. No.	L.O.N.	(Relative ref. Number) Description	F.R.T.
2	410100	BODY, FRAMEINCLUDES: Engine removal and installation	8.1
4	411105	STAY, FRONT COVER	2.0
5	4101L4	BRACKET B, ENGINE HANGERINCLUDES: Engine removal and installation	2.5
9	4101L3	BRACKET A, ENGINE HANGERINCLUDES: Engine removal and installation	2.5
10	4101X7	ROD, SWING	2.4
11	4101D2	STAY, FLOOR :RIGHT	0.5
12	4101D1	STAY, FLOOR :LEFT	0.5
	4101P3	STAY, FLOOR :BOTH	0.9

Ref. No.	Part No.	Description	Reqd. QTY		Serial No.	Parts catalogue code
			NSS 300A H			
1	42301-K04-930	AXLE, RR. WHEEL	1			
2	50100-K04-930	BODY COMP., FRAME	1			
3	50250-K04-930	BRACKET, CENTER CROSS	1			
4	50310-K04-970	STAY, FR. COVER (ABS)	1			
5	50349-K04-930	BRACKET SUB ASSY. B, ENGINE HANGER	1			
6	50352-KTW-900	COLLAR B, ENGINE HANGER	1			
7	50354-428-000	RUBBER B, STOPPER	1			
8	50354-K04-930	COLLAR, ENGINE PIVOT DISTANCE	1			
9	50360-K04-930	BRACKET ASSY. A, ENGINE HANGER	1			
10	50380-K04-930	ROD COMP., SWING	1			
11	50610-K04-900	STAY COMP., R. FLOOR	1	-----	FO	
	50610-K04-930	1	-----	KO	
12	50620-K04-930	STAY COMP., L. FLOOR	1			
13	52144-GF5-003	DUST SEAL, 31X38.5X7 (NOK) ...	2			
14	61304-415-000	RUBBER, HEADLIGHT CASE MOUNTING	3			
15	64216-GJ2-730	RUBBER, SCREEN SETTING	2			
16	90101-K04-930	BOLT, FLANGE, 12X360	1			
17	90103-KTW-900	BOLT, FLANGE, 12X280	1			
18	90304-KGH-901	NUT, U, 10MM	2			
19	90306-KF0-003	NUT, FLANGE, 12MM (FUSE RASHI)	3			
20	90443-KTM-970	NUT, CAP, 8MM	1			
21	91071-KS6-004	BEARING, SWINGARM PIVOT (NTN)	2			
22	94102-10000	WASHER, PLAIN, 10MM	1			

F-42

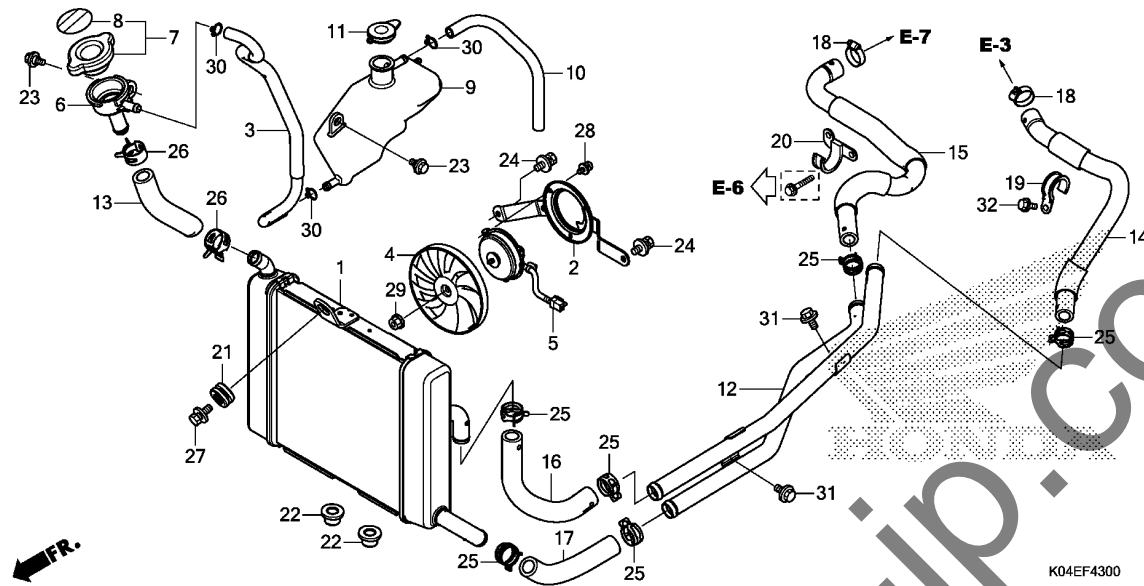
FRAME BODY



Ref. No.	Part No.	Description	Reqd. QTY		Serial No.	Parts catalogue code
			NSS	300A H		
23	95701-08014-00	BOLT, FLANGE, 8X14	8			
24	95801-08040-00	BOLT, FLANGE, 8X40	2			
25	95801-10065-00	BOLT, FLANGE, 10X65	1			
26	95801-10075-00	BOLT, FLANGE, 10X75	1			
27	50505-K04-930	RUBBER, STAND STOPPER	1			

F-43

RADIATOR

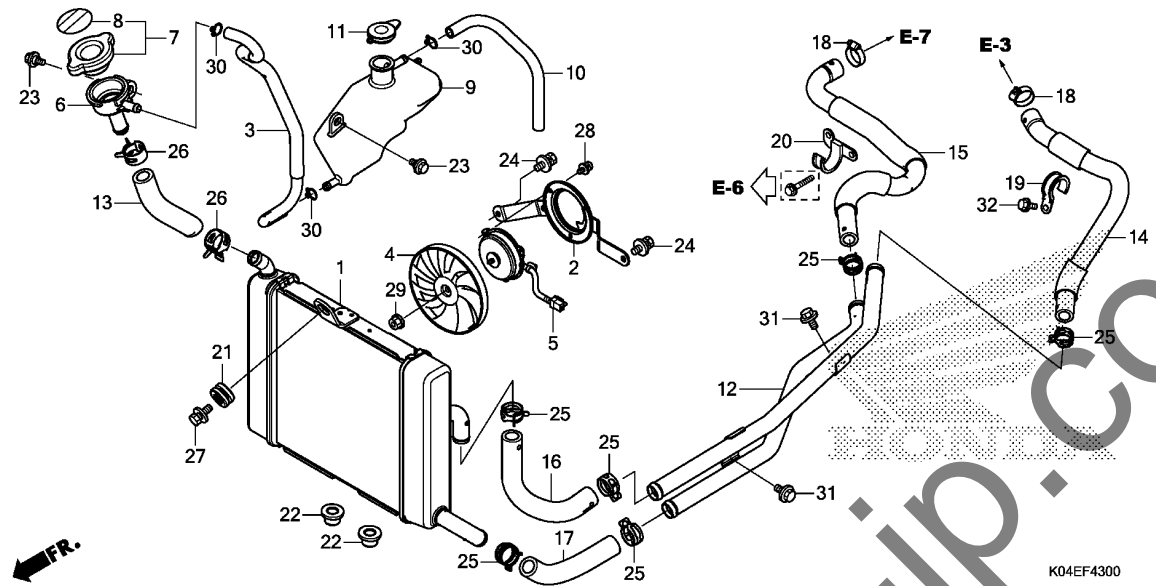


Ref. No.	L.O.N.	(Relative ref. Number) Description	F.R.T.
1	1151C3	RADIATOR	1.2
2	115125	SHROUD, RADIATOR	1.3
3	1151E5	TUBE, RADIATOR RESERVE TANK ..	0.9
4	1151A6	FAN, COOLING	1.3
5	1151A7	MOTOR, FAN	1.4
6	1151D4	NECK, FILLER	0.7
7	1151B8	CAP, RADIATOR	0.2
9	115110	TANK, RADIATOR RESERVE	0.3
12	114125	PIPE, WATER CONNECTING	1.3
13	1151B9	HOSE, FILLER NECK	0.9
14	114130	HOSE A, WATER	1.1
15	114131	HOSE B, WATER	1.1
16	114132	HOSE C, WATER	0.9
17	114133	HOSE D, WATER	0.9

Ref. No.	Part No.	Description	Reqd. QTY		Serial No.	Parts catalogue code
			NSS 300A H			
1	19010-K04-931	RADIATOR COMP.(T.RAD)	1			
2	19015-K04-931	SHROUD COMP.	1			
3	19017-K04-930	TUBE, FILLER	1			
4	19020-KVZ-631	FAN COMP., COOLING	1			
5	19030-K04-931	MOTOR ASSY., FAN(T.RAD)	1			
6	19035-K04-931	NECK, FILLER	1			
7	19037-MCA-G61	CAP COMP., RADIATOR	1		----- FO	
	19037-MCJ-K01	1		----- KO	
8	19046-MCA-G61	LABEL, RADIATOR CAP	1		----- FO	
	19055-MJF-H11	SEAL, RADIATOR CAP(CHINESE)	1		----- KO	
		(KOREAN)	1		----- KO	
9	19101-K04-930	TANK, RESERVE	1			
10	19102-K04-930	TUBE, RESERVE TANK	1			
11	19109-KBP-900	CAP, RESERVE TANK	1			
12	19120-K04-930	PIPE COMP., WATER	1			
13	19126-K04-930	HOSE, FILLER	1			
14	19501-K04-930	HOSE A, WATER	1			
15	19502-K04-930	HOSE B, WATER	1			
16	19503-K04-930	HOSE C, WATER	1			
17	19504-K04-930	HOSE D, WATER	1			
18	19507-KA3-830	CLAMP B, WATER HOSE	2			
19	19531-KTW-900	CLAMPER A, WATER HOSE	1			
20	19532-KTW-900	CLAMPER B, WATER HOSE	1			
21	61304-415-000	RUBBER, HEADLIGHT CASE MOUNTING	1			

F-43

RADIATOR



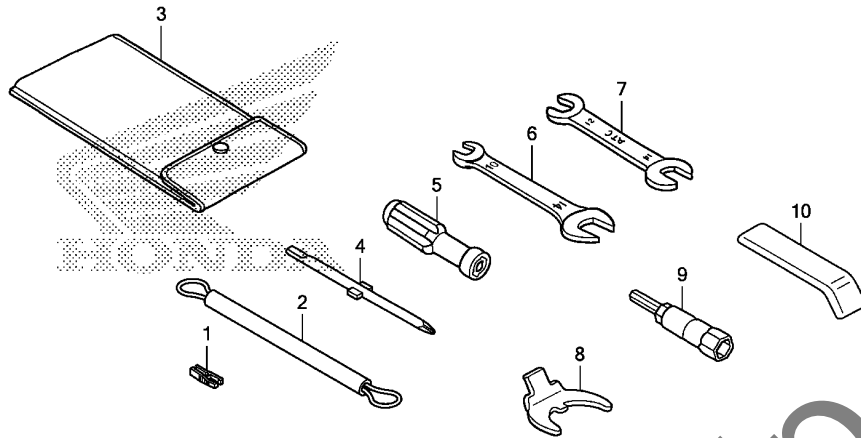
K04EF4300

Ref. No.	Part No.	Description	Reqd. QTY		Serial No.	Parts catalogue code
			NSS	300A H		
22	64415-KGH-900	BOOTS, BODY COVER	2			
23	90116-KVB-900	BOLT, FLANGE, 6MM	2			
24	90120-GHB-601	BOLT-WASHER, 6X12	2			
25	90701-KWN-901	CLAMP, WATER HOSE, 24MM	6			
26	90701-MF5-003	CLAMP, WATER HOSE, 21MM	2			
27	93404-06012-00	BOLT-WASHER, 6X12	1			
28	93891-04006-07	SCREW-WASHER, 4X6	3			
29	90315-MFL-003	NUT, FLANGE, 3MM	1			
30	95002-02120	CLIP, TUBE(B12)	3			
31	95701-06010-00	BOLT, FLANGE, 6X10	2			
32	95701-06012-00	BOLT, FLANGE, 6X12	1			

3

F-46

TOOLS



K04EF4600

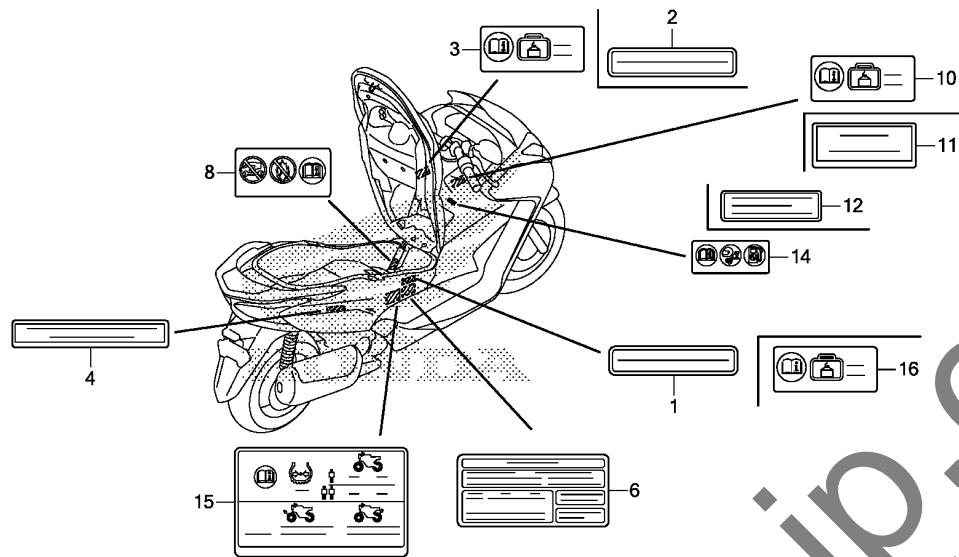
Ref. L.O.N. (Relative ref. Number) F.R.T.
No. Description

NO INFORMATION

Ref. No.	Part No.	Description	Reqd. QTY		Serial No.	Parts catalogue code
			NSS	300A		
1	38235-S04-003	PULLER, MINI FUSE(SUMITOMO) -	1			
2	77236-K04-930	WIRE, HELMET SETTING	1			
3	89101-MC7-000	BAG, TOOL	1			
4	89102-538-000	DRIVER, SCREW(NO.2 + -)	1			
5	89103-538-000	GRIP	1			
6	89211-KWW-640	SPANNER, 10X14	1			
7	89213-KWW-601	SPANNER, 12X14(ATC)	1			
8	89215-KSV-J00	SPANNER, PIN	1			
9	89216-K04-930	WRENCH, BOX(P14)	1			
10	89219-KSV-J00	HANDLE, EYE WRENCH	1			

F-47

CAUTION LABEL



K04EF4700

Ref. No.	L.O.N. (Relative ref. Number)	Description	F.R.T.
----------	-------------------------------	-------------	--------

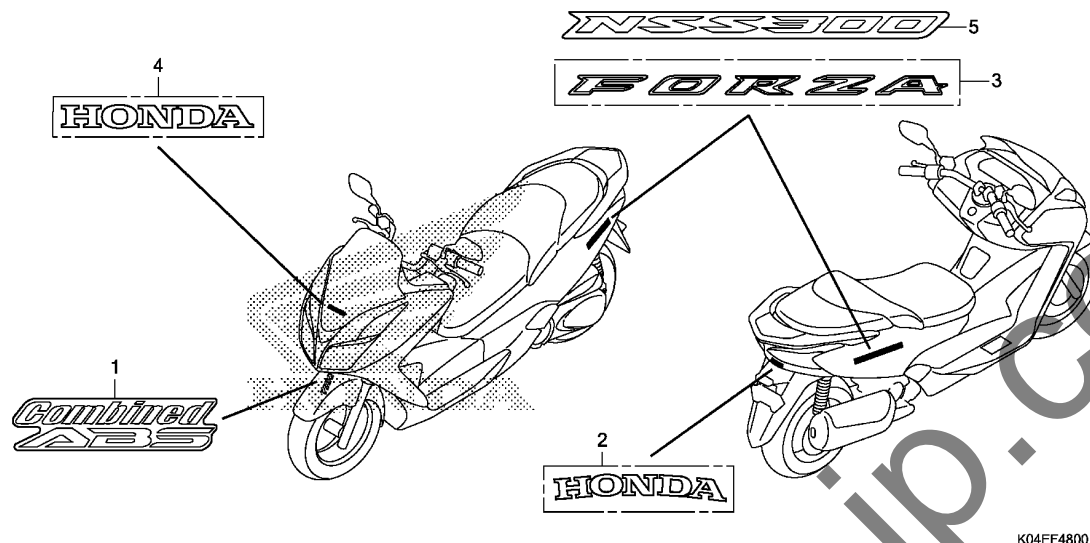
NO INFORMATION

3

Ref. No.	Part No.	Description	Reqd. QTY	Serial No.	Parts catalogue code
			NSS 300A H		
1	81218-KPB-B21	LABEL, CARGO LIMIT(10KG) (KOREAN)	1	----- K0	
2	81219-KPB-B21	LABEL, CARGO LIMIT(1.5KG) (KOREAN)	1	----- K0	
3	81219-KTW-A60	LABEL, CARGO LIMIT(1.5KG) (PICTOGRAPH)	1	----- F0	
4	87125-GB0-900	PLATE, NAME	1	----- K0	
6	87505-K04-A00	LABEL, TIRE (KOREAN)	1	----- K0	
8	87516-MCA-G60	LABEL, RR. DAMPER (PICTOGRAPH)	1	----- F0	
10	87525-KTW-A60	LABEL, CARGO LIMIT(0.5KG) (PICTOGRAPH)	1	----- F0	
11	87525-MCA-K00	LABEL, CARGO LIMIT(0.5KG) (KOREAN)	1	----- K0	
12	87560-MBR-871	LABEL, DRIVE CAUTION(KOREAN)	1	----- K0	
14	87586-MGN-D00	LABEL, FUEL & DRIVE (PICTOGRAPH)	1	----- F0	
15	87505-K04-930	LABEL, TIRE (PICTOGRAPH)	1	----- F0	
16	87520-GEZ-D00	LABEL, CARGO LIMIT(10.0KG) (PICTOGRAPH)	1	----- F0	

F-48

MARK/EMBLEM



Ref. No.	L.O.N. (Relative ref. Number)	Description	F.R.T.
----------	-------------------------------	-------------	--------

NO INFORMATION

K04EF4800

Ref. No.	Part No.	Description	Reqd. QTY	Serial No.	Parts catalogue code
			NSS 300A H		
1	61105-KVZ-660ZA	MARK, COMBINED ABS	1		
	61105-KVZ-660ZB	*TYPE1*.....	1		
2	86101-K04-930ZA	EMBLEM, HONDA (80MM)	1		
		TYPE1.....	1		
3	86831-K04-930ZA	EMBLEM(FORZA)	2		K0
		TYPE1.....	2		
4	87125-MCN-850ZA	MARK, HONDA	1		
		TYPE1.....	1		
5	86831-K04-A20ZA	MARK(NSS300)	2		F0
		TYPE1.....	2		

PART NO. INDEX

Part Number	Page	Ref.	Part Number	Page	Ref.	Part Number	Page	Ref.	Part Number	Page	Ref.	Part Number	Page	Ref.
06000			13312-KTW-901	47	8	14921-KT7-013	33	16	15155-300-000	48	11	17518-GHB-601	82	8
06431-MA3-405	75	1	13313-KTW-901	47	8	14922-KT7-013	33	16	15155-HP0-A00	48	12	17520-K04-930	82	9
06435-K04-701	77	1	13314-KTW-901	47	8	14923-KT7-013	33	16	15220-KTW-900	48	13	17525-K04-930	82	10
06451-443-405	77	2	13315-KTW-901	47	8	14924-KT7-013	33	16	15231-413-020	48	14	17525-KBN-900	82	11
06451-MZ2-405	75	2	13316-KTW-901	47	8	14925-KT7-013	33	16	15410-MFJ-D01	48	15	17528-K04-931	82	12
06453-KVZ-661	75	3	13317-KTW-901	47	8	14926-KT7-013	33	16	15421-K04-930	48	16	17565-K04-930	51	14
06455-K04-701	75	5	13318-KTW-901	47	8	14927-KT7-013	33	16	15651-K04-930	38	3	17568-KRJ-900	82	13
			13319-KTW-901	47	8	14928-KT7-013	33	16	15711-KTW-900	40	7	17571-K04-930	51	15
			13322-KTW-901	47	9	14929-KT7-013	33	16				17572-GGL-J00	82	14
11000			13323-KTW-901	47	9	14930-KT7-013	33	16	16000			17620-KWN-981	82	15
11100-K04-932	47	1	13324-KTW-901	48	9	14931-KT7-013	33	16	16060-GFZ-003	51	1	17632-383-831	82	16
11103-K04-930	47	2	13325-KTW-901	48	9	14932-KT7-013	33	16	16081-KPH-701	51	2	17724-102-700	85	1
11104-K04-930	47	3	13326-KTW-901	48	9	14933-KT7-013	33	16	16082-KPH-701	51	3	17910-K04-931	55	1
11105-KTW-900	47	4	13327-KTW-901	48	9	14934-KT7-013	33	16	16083-KTR-941	51	4	17920-K04-931	55	2
11110-KTW-901	47	5	13328-KTW-901	48	9	14935-KT7-013	33	16	16106-KW7-900	37	5			
11200-K04-931	47	6	13329-KTW-901	48	9	14937-KT7-013	33	16	16169-K04-931	51	5	18000		
11205-KTW-900	47	7				14938-KT7-013	33	16	16196-KTW-901	51	6	18291-MN4-920	87	1
11300-K04-931	38	1	14000			14939-KT7-013	33	16	16222-MV4-300	30	4	18300-K04-930	87	2
11341-K04-931	42	1	14100-K04-930	32	4	14940-KT7-013	33	16	16400-K04-931	51	7	18318-K04-930	87	3
11350-K04-930	42	2	14321-K04-930	32	5	14941-KT7-013	34	16	16410-K04-931	51	8	18320-K04-930	87	4
11355-KWN-700	42	3	14401-KFB-751	36	1	14942-KT7-013	34	16	16430-KTW-911	51	9	18345-MBT-610	87	5
11356-KWN-700	42	4	14430-KWR-000	32	6	14943-KT7-013	34	16	16432-GFM-901	51	10	18346-KTW-900	87	6
11394-KTW-901	38	2	14440-KWR-000	32	7	14944-KT7-013	34	16	16433-HN8-A61	51	11	18347-K04-930	87	7
11395-KTW-900	42	5	14451-KVZ-630	32	8	14945-KT7-013	34	16	16450-MGC-D21	51	12	18348-K04-930	87	8
			14510-K04-930	36	2	14946-KT7-013	34	16	16472-KPC-D50	51	13	18352-K04-930	87	9
12000			14531-KTW-900	36	3	14947-KT7-013	34	16	16700-K04-934	82	1	18353-K04-930	87	10
12100-K04-930	37	1	14550-KVZ-631	36	4	14948-KT7-013	34	16	16706-KVB-S51	82	2	18360-K04-930	87	11
12191-KTW-901	37	2	14552-KVZ-631	36	5	14949-KT7-013	34	16	16707-K04-931	82	3	18373-K04-930	87	12
12200-K04-931	30	1	14553-KVZ-631	36	6	14950-KT7-013	34	16				18380-KTW-900	87	13
12204-KTW-P00	30	2	14555-K04-931	36	7	14951-KT7-013	34	16				18381-KTW-900	87	14
12208-MLO-721	32	1	14610-KTW-901	36	8	14952-KT7-013	34	16	17000			18391-MN1-670	87	15
12209-MLO-722	32	2	14642-KTW-900	32	9	14953-KT7-013	34	16	17110-K04-700	31	27	18601-K04-931	37	6
12251-KTW-901	30	3	14711-KTW-900	32	10	14954-KT7-013	34	16	17111-K04-930	30	5	18651-KTW-900	85	2
12311-K04-930	29	1	14721-KWR-000	32	11	14955-KT7-013	34	16	17112-KTW-900	30	6	18652-KTW-900	85	3
12315-K04-930	37	3	14751-KTW-901	32	12	14956-KT7-013	34	16	17119-KTW-900	30	7	18654-K04-930	59	1
12321-KVZ-630	32	3	14771-KW3-900	32	13	14957-KT7-013	34	16	17208-GR1-010	84	1	18655-K04-930	85	4
12341-MAT-750	37	4	14775-K04-930	32	14	14958-KT7-013	34	16	17210-K04-930	84	2	18656-K04-930	85	5
12391-K04-930	29	2	14781-MLO-720	32	15	14959-KT7-013	34	16	17213-KTW-900	84	3			
			14901-KT7-013	32	16	14960-KT7-013	34	16	17215-K04-930	84	4	19000		
13000			14902-KT7-013	32	16	14961-KT7-013	34	16	17218-K04-930	84	6			
13011-KTW-900	50	1	14903-KT7-013	32	16	14962-KT7-013	34	16	17218-KFG-000	84	5	19010-K04-931	99	1
13021-KTW-900	50	1	14904-KT7-013	32	16	14963-KT7-013	34	16	17225-K04-931	84	7	19015-K04-931	99	2
13031-KTW-900	50	1	14905-KT7-013	32	16	14964-KT7-013	34	16	17235-K04-930	84	8	19017-K04-930	99	3
13101-K04-930	50	2	14906-KT7-013	32	16	14965-KT7-013	34	16	17236-KVB-900	84	9	19020-KVZ-631	99	4
13102-K04-930	50	2	14907-KT7-013	32	16	14966-KT7-013	34	16	17253-K04-931	84	10	19030-K04-931	99	5
13103-K04-930	50	2	14908-KT7-013	32	16	14967-KT7-013	34	16	17255-K04-930	84	11	19035-K04-931	99	6
13111-K04-930	50	3	14909-KT7-013	32	16	14968-KT7-013	34	16	17256-KTW-900	30	8	19037-MCA-G61	99	7
13210-KTW-901	50	4	14910-KT7-013	32	16	14969-KT7-013	34	16	17261-KSV-J00	84	12	19037-MCA-G61	99	7
13213-ML7-020	50	5	14911-KT7-013	32	16				17411-K04-940	86	2	19037-MCJ-K01	99	7
13214-MM4-000	50	6	14912-KT7-013	33	16	15000			17411-KYJ-900	86	1	19046-MCA-G61	99	8
13215-ML7-000	50	7	14913-KT7-013	33	16	15100-KTW-900	40	1	17412-K04-940	86	3	19055-MJF-H11	99	8
13215-MM4-000	50	6	14914-KT7-013	33	16	15121-MG3-000	40	2	17413-K04-940	86	4	19101-K04-930	99	9
13216-MM4-000	50	6	14915-KT7-013	33	16	15122-MG3-000	40	3	17416-K04-930	82	4	19102-K04-930	99	10
13217-MM4-000	50	6	14916-KT7-013	33	16	15134-K04-930	40	4	17417-K04-930	82	5	19109-KBP-900	99	11
13218-MM4-000	50	6	14917-KT7-013	33	16	15135-K04-930	40	5	17418-K04-930	86	5	19120-K04-930	99	12
13310-KTW-900	50	8	14918-KT7-013	33	16	15141-K04-931	40	6	17510-K04-930	82	6	19126-K04-930	99	13
			14919-KT7-013	33	16	15153-HN7-000	48	10	17517-K04-930	82	7	19126-KM1-010	86	7
			14920-KT7-013	33	16							19215-KTW-900	38	4
												19217-MAL-300	38	5
												19220-K04-930	38	6
												19226-KTW-900	38	7
												19241-K04-930	38	8
												19300-KGF-911	30	9
												19315-K04-930	30	10
												19342-K04-930	85	6
												19343-KTW-900	85	7
												19411-K04-930	42	6
												19412-KTW-900	42	7
												19414-KTW-901	42	8
												19415-KTW-900	42	9
												19416-KEY-900	42	10
												19501-K04-930	99	14
												19502-K04-930	99	15
												19503-K04-930	99	16
												19504-K04-930	99	17
												19507-KA3-830	99	18
												19527-KTW-900	38	9
												19531-KTW-900	99	19
												19532-KTW-900	99	20
												21000		
												21300-K04-930	46	1
												22000		
												22011-KAB-000	43	1
												22100-KFG-000	44	1

PART NO. INDEX

Part Number	Page	Ref.	Part Number	Page	Ref.	Part Number	Page	Ref.	Part Number	Page	Ref.	Part Number	Page	Ref.
91051-MGZ-J01	76	14	93500-03008-0A	40	9		40	10	95701-06040-08	57	27			
91054-MT6-831	76	14	93500-05010-1H	51	17		42	21	95701-06050-00	40	12			
91059-KY2-711	62	22	93500-05012-0A	87	22	94301-10160	38	22	95701-06055-00	49	47			
91071-KS6-004	97	21	93500-05012-0H	86	10		49	41	95701-06080-00	49	48			
91102-GE1-711	49	29	93600-04012-1G	56	21	94301-12160	46	13	95701-08012-00	49	49			
91105-KTW-901	49	30		58	17	94301-12200	30	23	95701-08012-07	96	31			
91106-KM1-013	46	10	93891-04006-07	100	28		37	7	95701-08014-00	83	27			
91201-K04-931	49	31	93891-05016-18	80	21	94520-12000	49	42		98	23			
91202-KTW-901	38	18	93892-05012-08	41	19	94520-47000	78	20	95701-08020-08	81	27			
91203-KSV-J21	43	9	93892-05012-18	51	18	94540-03018	67	46	95701-08025-00	49	50			
91211-KM1-005	45	23	93892-05020-07	55	7	94540-04018	70	12	95701-08030-00	72	16			
91251-KPB-003	49	32	93893-04012-17	56	22	94601-16000	49	43	95701-08035-02	87	23			
91251-KSV-J11	46	11		58	18	94601-17000	50	10	95701-08060-00	49	51			
91252-147-003	78	18	93901-24320	62	24				95701-10050-07	87	24			
91253-KM1-003	46	12	93901-24480	92	18	95000			95801-06014-08	59	23			
91253-KZJ-901	76	15		93	16					85	17			
91254-434-003	74	22	93903-22420	53	7	95001-35260-40	82	24	95801-08040-00	98	24			
91258-HB3-003	78	19	93903-25380	80	22	95001-45125-40	86	11	95801-10040-08	89	4			
91301-GGL-J01	51	16	93903-25480	84	17	95001-75045-40	86	12	95801-10065-00	98	25			
91301-K04-930	45	24	93903-34380	67	40	95002-02070	86	13	95801-10075-00	98	26			
91302-KVZ-631	30	21		69	19	95002-02120	86	14						
91303-377-000	38	19		80	23		100	30	96000					
91303-K04-930	49	33		91	10	95002-40800-08	86	15						
91304-K04-930	49	34		92	19	95002-41000-08	49	44	96001-06014-07	76	16			
91305-K04-930	49	35		93	17	95002-41300-08	86	16	96001-06016-00	39	7			
91307-035-000	38	20	93903-34480	42	20	95002-80000	84	18	96001-06016-07	49	52			
91307-K04-930	49	36		65	17	95003-25040-31	82	25	96001-06022-07	57	28			
91309-425-003	41	17		67	41	95005-55120-20	49	45		58	20			
91309-PX4-003	49	37		69	20	95701-06010-00	100	31	96001-06032-00	39	8			
91313-K04-930	49	38		72	15	95701-06012-00	30	24	96211-08000	70	13			
91320-MB0-000	41	18		96	27		37	8	96220-30178	49	53			
91352-KM1-003	45	25	93903-35180	70	10		96	28	96220-40158	40	13			
91352-KM1-005	45	25	93903-35280	70	11		100	32	96600-08032-00	60	15			
91356-KTW-901	74	23	93903-35310	93	18	95701-06012-07	56	24						
91406-MS8-000	84	15	93903-35320	52	7	95701-06012-08	73	16	98000					
91456-371-770	60	14		53	8	95701-06014-00	41	20						
				90	6		83	26	98200-33000	94	13			
92000			93903-35380	69	21		85	16	98200-40500	96	32			
						95701-06016-00	49	46	98200-41000	96	33			
92101-06020-4J	95	25	94000				94	12	98200-41500	96	34			
92900-08022-0E	30	22					96	29	98200-43000	96	35			
			94001-12200-0S	45	26	95701-06016-07	57	25						
93000			94021-05070-0S	67	42		59	19						
			94050-06000	56	23		79	21						
93403-06012-00	62	23		58	19	95701-06016-08	93	20						
93403-06025-00	95	26		81	24	95701-06018-07	59	20						
93404-06012-00	67	39		82	23	95701-06020-00	31	25						
	68	18		85	15		37	9						
	100	27	94050-06080	92	20	95701-06022-00	36	10						
93404-06012-08	73	15		93	19		91	11						
	92	16	94050-08080	81	25		96	30						
	93	15	94101-04800	67	45	95701-06025-00	41	21						
93404-06014-00	52	6	94101-05800	49	39		51	19						
	90	5	94102-10000	97	22	95701-06025-08	57	26						
93404-06020-08	92	17	94103-04000	67	43		59	21						
93404-06025-00	59	18	94103-06000	81	26	95701-06028-00	31	26						
93404-06025-07	85	14	94109-12000	49	40		37	10						
93404-06030-00	84	16	94201-25250	88	16	95701-06030-00	40	11						
93404-08016-08	80	20	94301-08140	38	21	95701-06032-08	59	22						

PART NAME INDEX

Part name	Page	Ref.	Part name	Page	Ref.	Part name	Page	Ref.
[A]			BELT, DRIVE	44	7	BOLT, FLANGE, 6X16	49	52
ADJUSTER, CAM CHAIN	36	4	BODY COMP., FRAME	97	2		57	25
ARM COMP., EX. VALVE ROCKER ..	32	7	BODY SET	51	8		59	19
ARM COMP., IN. VALVE ROCKER ..	32	6	BOLT-WASHER, 10X60	78	15		79	21
AXLE, FR. WHEEL	76	6	BOLT-WASHER, 4X8	49	24		93	20
AXLE, RR. WHEEL	97	1	BOLT-WASHER, 6X12	62	23		94	12
				67	39		96	29
				68	18	BOLT, FLANGE, 6X18	59	20
[B]				73	15	BOLT, FLANGE, 6X20	31	25
BACKREST COMP.	80	12		92	16		37	9
BAG, TOOL	101	3		93	15	BOLT, FLANGE, 6X22	36	10
BALL, STEEL, #8	70	13		100	24		57	28
BAND, AIR CLEANER CONNECTING			BOLT-WASHER, 6X14	52	6		58	20
TUBE	84	11		90	5		91	11
BAND, AIR INJECTION CONTROL			BOLT-WASHER, 6X20	92	17	BOLT, FLANGE, 6X25	96	30
VALVE	85	6	BOLT-WASHER, 6X25	59	18		41	21
BAND, EX. PIPE	87	12		85	14		51	19
BAND, INSULATOR	30	8		95	26		57	26
BAND, WIRE	60	1	BOLT-WASHER, 6X30	84	16		59	21
BAR COMP., SIDE STAND	88	9	BOLT-WASHER, 8X16	80	20	BOLT, FLANGE, 6X28	31	26
BASE COMP., CONTACT	61	4	BOLT-WASHER, 8X25	88	12		37	10
BATTERY ASSY.	94	1	BOLT-WASHER, 9X155	30	18	BOLT, FLANGE, 6X30	40	11
BEARING A, CONNECTING ROD	50	6	BOLT A, PIN	75	12	BOLT, FLANGE, 6X32	38	10
BEARING A, CRANKSHAFT L. SIDE	47	9		77	11		39	8
BEARING A, CRANKSHAFT R. SIDE	47	8	BOLT B, ADAPTER, 10MM	54	5		42	17
BEARING B, CONNECTING ROD	50	6	BOLT, CONNECTING ROD	50	5	BOLT, FLANGE, 6X40	59	22
BEARING B, CRANKSHAFT L. SIDE	47	9	BOLT, DRAIN PLUG, 12MM	49	23		30	16
BEARING B, CRANKSHAFT R. SIDE	47	8	BOLT, FLANGE, 10MM	39	5		38	11
BEARING C, CONNECTING ROD	50	6		43	7		42	14
BEARING C, CRANKSHAFT L. SIDE	48	9	BOLT, FLANGE, 10X40	89	4	BOLT, FLANGE, 6X50	57	27
BEARING C, CRANKSHAFT R. SIDE	47	8	BOLT, FLANGE, 10X45	61	17		40	12
BEARING D, CONNECTING ROD	50	6	BOLT, FLANGE, 10X50	87	24		42	15
BEARING D, CRANKSHAFT L. SIDE	48	9	BOLT, FLANGE, 10X65	98	25	BOLT, FLANGE, 6X55	49	47
BEARING D, CRANKSHAFT R. SIDE	47	8	BOLT, FLANGE, 10X75	98	26	BOLT, FLANGE, 6X75	38	12
BEARING E, CONNECTING ROD	50	6	BOLT, FLANGE, 12X280	97	17	BOLT, FLANGE, 6X80	49	48
BEARING E, CRANKSHAFT L. SIDE	48	9	BOLT, FLANGE, 12X35	60	10	BOLT, FLANGE, 8X12	49	49
BEARING E, CRANKSHAFT R. SIDE	47	8	BOLT, FLANGE, 12X360	97	16		96	31
BEARING F, CRANKSHAFT L. SIDE	48	9	BOLT, FLANGE, 6MM	68	14	BOLT, FLANGE, 8X14	83	27
BEARING F, CRANKSHAFT R. SIDE	47	8		82	21		98	23
BEARING G, CRANKSHAFT L. SIDE	48	9		82	21	BOLT, FLANGE, 8X20	81	27
BEARING G, CRANKSHAFT R. SIDE	47	8		92	11	BOLT, FLANGE, 8X25	49	50
BEARING H, CRANKSHAFT L. SIDE	48	9		93	11	BOLT, FLANGE, 8X26	77	8
BEARING H, CRANKSHAFT R. SIDE	47	8		100	23	BOLT, FLANGE, 8X30	72	16
BEARING, HEAD PIPE	62	21	BOLT, FLANGE, 6X10	100	31	BOLT, FLANGE, 8X32	75	18
BEARING, HEAD PIPE UPPER	61	20	BOLT, FLANGE, 6X12	30	24	BOLT, FLANGE, 8X35	87	23
BEARING, NEEDLE, 14X22X16	46	10		37	8	BOLT, FLANGE, 8X40	98	24
BEARING, NEEDLE, 14X22X20	49	30		56	24	BOLT, FLANGE, 8X50	77	13
BEARING, NEEDLE, 25X33X18	44	22		73	16	BOLT, FLANGE, 8X60	49	51
BEARING, RADIAL BALL,				96	28	BOLT, FR. DISK, 8X24	76	12
6205-2NSG	46	8		100	32		78	13
BEARING, RADIAL BALL, 6004UU ..	42	19	BOLT, FLANGE, 6X14	35	17	BOLT, FR. FENDER FIXING	91	8
BEARING, RADIAL BALL, 6204 ...	49	29		41	20	BOLT, HANDLE LEVER PIVOT	56	17
BEARING, RADIAL BALL, 6205SPL	49	28		59	23		58	13
BEARING, RADIAL BALL, 6302 ...	46	9		76	16	BOLT, HEADLIGHT	52	5
BEARING, RADIAL BALL, 6303 ...	78	17		83	26	BOLT, HEAD COVER	29	3
BEARING, RADIAL BALL, 6303UU ..	76	14		85	16	BOLT, HEX., 6X20	95	25
BEARING, RADIAL BALL, 6902U ...	44	21	BOLT, FLANGE, 6X16	39	7	BOLT, KNOCK, 6MM	35	18
BEARING, SWINGARM PIVOT	97	21		49	46			

PART NAME INDEX

Part name	Page	Ref.	Part name	Page	Ref.	Part name	Page	Ref.
BOLT, OIL, 10X22	56	18	BUSH, DAMPER	49	22	CLAMPER, FUEL HOSE	82	13
	58	14		78	12	CLAMPER, HIGH TENSION CORD	95	2
	59	15	BUSH, GUIDE	74	5	CLAMP B, TUBE, 14.5MM	84	13
BOLT, ONE-WAY, 8MM	61	18	BUSH, INNER ENGINE HANGER	47	4	CLAMP B, WATER HOSE	99	18
BOLT, RECESSED, 5X22	30	17	BUSH, L. OUTER ENGINE HANGER	47	3	CLAMP, BATTERY EARTH CABLE	94	3
BOLT, SCREEN STAY	64	10	BUSH, RR. CUSHION RUBBER	89	2	CLAMP, BRAKE PIPE	59	17
BOLT, SETTING	41	10	BUSH, R. OUTER ENGINE HANGER	47	2	CLAMP, CANISTER HOSE	84	14
BOLT, SIDE STAND PIVOT	88	13	BUSH, SLIDER	74	6	CLAMP, TUBE	49	44
BOLT, SOCKET, 5X9	94	9					84	15
BOLT, SOCKET, 6MM	39	4	[C]				86	15
BOLT, SOCKET, 6X18	42	12						16
BOLT, SOCKET, 6X22	42	13	CABLE COMP. A, THROTTLE	55	1	CLAMP, WATER HOSE, 21MM	100	26
BOLT, SOCKET, 8X20	74	20	CABLE COMP. B, THROTTLE	55	2	CLAMP, WATER HOSE, 24MM	100	25
BOLT, SOCKET, 8X28	74	19	CABLE COMP., SEAT LOCK	80	17	CLAMP, WIRE, 8MM	82	22
BOLT, SOCKET, 8X32	60	15	CABLE, BATTERY EARTH	94	2		86	9
BOLT, SPECIAL FLANGE, 6X25	59	14	CABLE, FUEL LID	66	12	CLIP B, TUBE	37	5
BOLT, SPECIAL OIL PUMP	40	5	CABLE, L. LID OPENER	66	13	CLIP, AIR INTAKE DUCT PUSH	65	15
BOLT, SPECIAL, 6X16	88	14	CALIPER SUB ASSY., RR. BRAKE	77	5	CLIP, BUMPER SEAL	64	11
BOLT, SPECIAL, 6X17	63	3	CALIPER SUB ASSY., R. FR.	75	17		68	15
BOLT, SPECIAL, 6X18	42	16	CAMSHAFT COMP.	32	4		72	12
BOLT, SPECIAL, 6X22	42	18	CANISTER COMP.	86	6	CLIP, HOSE	38	17
BOLT, SPECIAL, M6	87	19	CAP ASSY.	66	2	CLIP, PISTON PIN, 16MM	49	43
BOLT, STUD, 8X22	30	22	CAP ASSY., NOISE SUPPRESSOR	95	4	CLIP, PISTON PIN, 17MM	50	10
BOLT, TENSIONER PIVOT	36	3	CAP COMP., FUEL FILLER	82	15	CLIP, SNAP FITTING	65	16
BOLT, TERMINAL	41	11	CAP COMP., RADIATOR	99	7		67	38
BOLT, TORX, 5X10	76	13	CAP, 14MM	38	13		72	14
	78	14	CAP, AIR INJECTION CONTROL VALVE	85	7	CLIP, SUB TANK HOSE	85	1
BOOTS, BODY COVER	100	22	CAP, BLEEDER	75	7	CLIP, TRIM	73	14
BOOT B	75	14		77	10	CLIP, TUBE	84	18
	77	12		42	8		86	13
BOOT COMP.	56	8	CAP, DUCT COVER	74	13			14
	58	5	CAP, FR. FORK TOP	66	10	CLIP, WIRE HARNESS, 25MM	92	14
BOOT, MIRROR	54	1	CAP, FUEL LID LOCK	80	10		93	13
BOOT, PIN BUSH	75	13	CAP, HINGE NUT	54	2	COIL COMP., IGNITION	95	1
BOSS B, DRIVE FACE	43	3	CAP, LOCK NUT	56	11	COLLAR	42	10
BOSS, OIL FILTER	49	25	CAP, MASTER CYLINDER	58	7		59	12
BOX ASSY., TOOL	73	5	CAP, RESERVE TANK	99	11		95	14
BOX COMP., BATTERY	94	7	CAP, SOCKET BOLT	60	14	COLLAR A, SPRING GUIDE	44	15
BOX COMP., LUGGAGE	73	6	CAP, SPLIT BOLT	48	15	COLLAR B, ENGINE HANGER	97	6
BOX, OWNERS MANUAL	73	8	CARTRIDGE, OIL FILTER	46	1	COLLAR B, RR. AXLE	78	2
BRACKET ASSY. A, ENGINE HANGER	97	9	CASE COMP., MISSION	84	7	COLLAR B, SPRING GUIDE	44	16
BRACKET COMP., RR.	77	4	CASE SUB ASSY., AIR CLEANER	53	4	COLLAR, 6.3X13	85	11
BRACKET SUB ASSY. B, ENGINE HANGER	97	5	CASE, LOWER	74	18	COLLAR, AIR CLEANER SETTING	84	1
	75	3	CASE, L. FR. BOTTOM	74	8	COLLAR, DRIVE SHAFT	44	17
BRACKET SUB ASSY., R. FR.	97	3	CASE, R. FR. BOTTOM	80	15	COLLAR, ENGINE PIVOT DISTANCE	97	8
BRACKET, CENTER CROSS	93	9	CATCH COMP., SEAT	36	1	COLLAR, FR. AXLE DISTANCE	76	8
BRACKET, LICENSE LIGHT	92	10	CHAIN, CAM	40	6	COLLAR, FR. FENDER	85	12
BRACKET, NUMBER PLATE	93	10	CHAIN, OIL PUMP	56	20	COLLAR, FR. WHEEL COVER	92	7
	41	6	CIRCLIP	58	16		93	6
BRUSH SET A, CARBON	41	7	CIRCLIP, 7MM	44	20	COLLAR, FR. WHEEL SIDE	76	7
BRUSH SET B, CARBON	41	7	CIRCLIP, INTERNAL, 12MM	49	42	COLLAR, LOCK PIN	66	8
BULB	91	5	CIRCLIP, INTERNAL, 28MM	44	19	COLLAR, L. SIDE OUTER COVER	42	3
		6	CIRCLIP, INTERNAL, 47MM	78	20	COLLAR, M6	63	5
		7	CIRCLIP, INTERNAL, 65	49	27	COLLAR, MAIN STAND SHAFT	88	4
	92	1		99	19	COLLAR, MUFFLER PROTECTOR	87	8
BULB, HEADLIGHT	52	4	CLAMPER A, WATER HOSE	99	20	COLLAR, O-RING	48	11
BULB, TAILLIGHT	90	4	CLAMPER B, WATER HOSE	56	6		12	
		4	CLAMPER COMP. A, BRAKE HOSE	56	7	COLLAR, PROTECTOR MOUNTING	87	7
			CLAMPER COMP. B, BRAKE HOSE	56	7			

PART NAME INDEX

Part name	Page	Ref.	Part name	Page	Ref.	Part name	Page	Ref.
COLLAR, PROTECTOR SETTING ----	87	9	CRANKSHAFT	50	8	FILTER SET	82	3
COLLAR, RR. AXLE	78	3	CUSHION ASSY., RR.	89	1	FLYWHEEL COMP.	39	2
COLLAR, RR. COWL SETTING ----	80	13	CUSHION A, BATTERY	73	17	FORK ASSY., L. FR.	74	17
COLLAR, RR. WHEEL SIDE	78	1	CUSHION, SEAT	80	11	FORK ASSY., R. FR.	74	1
COLLAR, RUBBER BUSH	89	3	CYLINDER COMP.	37	1	FUEL UNIT	82	18
COLLAR, SEAL	44	14	CYLINDER SET, MASTER	56	15	FUSE, BLADE	94	13
COLLAR, TAILLIGHT	91	2		58	11	FUSE, MINI	96	32
COLLAR, TAIL CAP MOUNTING ----	87	10	CYLINDER SUB ASSY., FR. BRAKE					33
CORD COMP., OXYGEN SENSOR ----	30	14	MASTER	56	9			34
CORD COMP., RR. COMBINATION			CYLINDER SUB ASSY., RR. BRAKE					35
LIGHT	91	3	MASTER	58	4			
COTTER, VALVE	32	15				[G]		
COVER ASSY., INNER	66	17	[D]			GARNISH SET, SCREEN	64	1
COVER ASSY., R.	38	1	DAMPER, L. LID	67	36	GASKET, CAM CHAIN ADJUSTER ----	36	7
COVER COMP., LICENSE	92	3	DAMPER, OPENER	80	18	GASKET, CYLINDER	37	2
	93	3	DIAPHRAGM	56	13	GASKET, CYLINDER HEAD	30	3
COVER COMP., L. SIDE OUTER ---	42	2		58	9	GASKET, EX. PIPE	87	1
COVER COMP., UNDER	68	8	DISK, FR. BRAKE	76	11	GASKET, HEAD COVER	29	2
COVER COMP., WATER PUMP	38	6	DISK, RR. BRAKE	78	10	GASKET, L. CRANKCASE COVER ----	42	5
COVER SET, L. BODY	71	3	DOWEL PIN, 10X16	38	22	GASKET, OIL PATH	47	7
COVER SET, RR. BODY LOWER	71	4		49	41	GASKET, R. CRANKCASE COVER ----	38	2
COVER SET, RR. HANDLE	60	8	DOWEL PIN, 12X20	30	23	GASKET, WATER PUMP COVER	38	7
COVER SET, R. BODY	71	1		37	7	GAUGE, OIL LEVEL	38	3
COVER SUB ASSY., AIR CLEANER -	84	8	DOWEL PIN, 8X14	38	21	GEAR COMP., FINAL	46	5
COVER SUB ASSY., TAIL CAP	87	14		40	10	GEAR COMP., STARTER DRIVEN ----	41	2
COVER, ACCESSORY SOCKET	66	1	DRIVER, SCREW	42	21	GEAR, COUNTER	46	4
COVER, CABLE	61	7		101	4	GEAR, STARTER REDUCTION	41	4
COVER, CYLINDER HEAD	29	1	DUCT COMP., BELT COVER	42	6	GRIP	101	5
COVER, DUST	77	6	DUCT, AIR CLEANER	84	4	GRIP COMP., THROTTLE	55	5
COVER, FR. CENTER	64	6	DUST SEAL, 31X38.5X7	97	13	GRIP, L. HANDLE	55	6
COVER, FR. HANDLE	60	7	DUST SEAL, 34X46X8	46	11	GROMMET	95	15
COVER, FR. LOWER	64	7	DUST SEAL, 35MM	74	22	GROMMET, AIR CLEANER CASE ----	68	13
COVER, FUEL TANK	82	9	DUST SEAL, 37X25X6	78	19		71	2
COVER, GRAB RAIL CENTER	72	10	DUST SEAL, STEERING HEAD	61	13	GROMMET, SEAT HINGE UNDER ----	80	14
COVER, IGNITION COIL	85	8	DUST SEAL, STEERING UPPER	61	12	GUARD B, SPLASH	73	2
COVER, L.	42	1				GUARD, SPLASH	73	3
COVER, L. FR. SIDE	64	5	[E]			GUIDE COMP., RR. BRAKE HOSE ---	59	9
COVER, L. PILLION STEP LOWER -	70	6	ELEMENT COMP., AIR CLEANER ----	84	2	GUIDE, CAM CHAIN	36	8
COVER, L. PILLION STEP UPPER -	70	5	ELEMENT, BELT COVER DUCT	42	7	GUIDE, OIL PRESSURE SWITCH		
COVER, L. RR. SIDE	68	12	EMBLEM	103	3		48	21
COVER, L. SIDE	68	10	EMBLEM, HONDA	103	2	GUIDE, SENSOR CORD	76	1
COVER, METER PANEL	66	5	EMBLEM, PRODUCT	60	9	GUIDE, STARTING DRIVEN GEAR ---	41	3
			E-RING, 3MM	67	46	GUIDE, VALVE	30	2
COVER, REED VALVE	37	3	E-RING, 4MM	70	12			
COVER, RR. BODY UPPER	71	6				[H]		
	72	6	[F]			HANDLE, EYE WRENCH	101	10
COVER, RR. GARB RAIL	72	9	FACE COMP. B, MOVABLE DRIVE ---	43	5	HARNES, WIRE	95	7
COVER, RUBBER	52	3	FACE SET, DRIVEN	44	8	HEADLIGHT UNIT	52	2
COVER, R. FR. SIDE	64	4	FACE SET, MOVABLE DRIVEN	44	9	HEAD COMP., CYLINDER	30	1
COVER, R. PILLION STEP LOWER -	70	3	FACE, DRIVE	43	2	HEAT GUARD, LUGGAGE BOX	94	8
COVER, R. PILLION STEP UPPER -	70	2	FAN COMP., COOLING	99	4	HINGE ASSY., FUEL LID	66	11
COVER, R. RR. SIDE	68	11	FENDER B, RR.	92	9	HINGE A, SEAT	80	1
COVER, R. SIDE	68	9		93	8	HINGE B, SEAT	80	3
COVER, SEAT HINGE	80	9	FENDER SET, FR.	63	1	HINGE COMP., SEAT	80	4
COVER, SEAT HINGE UNDER	80	5	FENDER, RR.	92	8	HOLDER, BRUSH	41	8
COVER, SPRING	67	32		93	7	HOLDER, HANDLE PIPE UPPER	60	5
COVER, THERMOSTAT	30	10		93	7	HOLDER, HANDLE UNDER	60	6
CRANKCASE COMP., L.	47	6						
CRANKCASE COMP., R.	47	1						

PART NAME INDEX

Part name	Page	Ref.	Part name	Page	Ref.	Part name	Page	Ref.
HOLDER, MASTER CYLINDER	56	12	LID COMP., BATTERY	73	10	NUT, SPRING, 4MM	68	17
	58	8	LID, FUEL	66	7		72	13
HOLDER, RELAY	95	22	LID, L. OUTER	66	23		73	12
HORN COMP.	95	16	LID, PLUG MAINTENANCE	68	4		91	9
HOSE A, WATER	99	14	LID, RESERVE TANK MAINTENANCE ..	68	3		95	23
HOSE B, WATER	99	15		73	1	NUT SQUARE, 5MM	30	4
HOSE COMP. A, FR. BRAKE	56	2	LID, R. OUTER	66	22	NUT, STEERING STEM LOCK	61	10
HOSE COMP. A, RR. BRAKE	58	2	LIGHT ASSY., LICENSE	92	2	NUT, U, 10MM	60	13
HOSE COMP. E, FR. BRAKE	56	5		93	2		97	18
HOSE COMP. G, RR. BRAKE	59	6	LOCK, L. LID	66	21	NUT, U, 16MM	78	16
HOSE COMP. J, RR. BRAKE	59	8	LOCK, R. DOCUMENT	66	16	NUT, U, 5MM	92	13
HOSE COMP., FUEL FEED	82	12					93	12
HOSE C, WATER	99	16	[M]			NUT, U, 6MM	92	12
HOSE D, WATER	99	17						
HOSE E, RR. BRAKE	59	4	MARK	103	5	[O]		
HOSE, FILLER	99	13	MARK, COMBINED ABS	103	1	OIL SEAL, 12X26X5	38	18
HOSE, WATER BYPASS	38	9	MARK, HONDA	103	4	OIL SEAL, 25X35X5	49	32
[I]			MAT, LUGGAGE BOX	73	9	OIL SEAL, 25X47X6.5	76	15
IMPELLER, WATER PUMP	38	4	MAT, L. FLOOR	68	6	OIL SEAL, 30X37X3.5	43	9
INJECTOR ASSY., FUEL	51	12	MAT, R. FLOOR	68	5	OIL SEAL, 33X64X7	49	31
INSULATOR	41	13	METER ASSY., COMBINATION	53	1	OIL SEAL, 34X47X5	78	18
INSULATOR, IN. PIPE	30	7	METER COMP., COMBINATION	53	2	OIL SEAL, 34X52X5	46	12
INSULATOR, THROTTLE BODY	30	6	MIRROR COMP., L.	54	4	O-RING	82	2
			MIRROR COMP., R.	54	3	O-RING, 13.8X2.5	38	19
[J]			MODULATOR ASSY., ABS	59	13	O-RING, 14.7X2.2	49	38
JOINT COMP., INJECTOR	51	14	MOTOR ASSY., FAN	99	5	O-RING, 14.8X2.4	49	33
JOINT, AIR FILTER	82	17	MOTOR ASSY., STARTER	41	5	O-RING, 15.8X2.4	49	34
JOINT, FUEL TUBE	82	11	MUFFLER COMP., EX.	87	2	O-RING, 16X2.1	49	37
JOINT, TUBE	86	7				O-RING, 16.5X1.5	45	24
			[N]			O-RING, 16.5X2.5	49	35
[K]			NECK, FILLER	99	6	O-RING, 18X3	38	20
KEY SET	61	1	NUT-WASHER, 6MM	41	16	O-RING, 24.4X3.1	41	17
KEY SET, SHUTTER	61	2	NUT CAP, 5MM	67	42	O-RING, 26.2X2.4	74	23
KEY, BLANK	61	5	NUT CAP, 8MM	97	20	O-RING, 47X1.9	45	25
KEY, SPECIAL WOODRUFF, 25X14 ..	50	9	NUT, CLIP, 5MM	87	21	O-RING, 4X2	41	18
			NUT, CLIP, 6MM	73	13	O-RING, 6.3X2.2	51	16
[L]				94	10	O-RING, 9.8X2.4	49	36
LABEL, CARGO LIMIT	102	1	NUT, CONNECTING ROD	50	7	O-RING, FUEL PUMP	82	14
		2	NUT, FLANGE, 12MM	97	19	O-RING, IN. PIPE	30	21
		3	NUT, FLANGE, 3MM	100	29	O-RING, THROTTLE BODY	51	4
		10	NUT, FLANGE, 6MM	56	23	OUTER COMP., CLUTCH	44	1
		11		58	19	OUTER COMP., STARTING		
		16		81	24	CLUTCH(NSK)	39	1
LABEL, DRIVE CAUTION	102	12		82	23			
LABEL, FUEL & DRIVE	102	14	NUT, FLANGE, 8MM	85	15	[P]		
LABEL, RADIATOR CAP	99	8	NUT, HEX. CAP, 8MM	87	20	PACKING, BASE	82	19
LABEL, RR. DAMPER	102	8	NUT, HEX., 10MM	54	6	PACKING, FUEL FILLER CAP	82	16
LABEL, TIRE	102	6	NUT, HEX., 12MM	45	26	PACKING, LENS	92	4
		15	NUT, SIDE STAND	88	15		93	4
LENS ASSY.	53	5	NUT, SPECIAL, 30MM	44	18	PACKING, MUFFLER	87	15
LEVER, L. HANDLE	58	12	NUT, SPECIAL, 6X7	63	2	PAD SET, FR.	75	5
LEVER, R. HANDLE	56	16	NUT, SPRING	64	12	PAD SET, RR.	77	1
LID ASSY., L. INNER	67	29		68	16	PANEL, FR. METER	64	3
LID ASSY., R. INNER	67	26	NUT, SPRING, 4MM	64	13	PANEL, L. FLOOR SIDE	72	7
				67	37	PANEL, L. FR.	67	31
						PANEL, RR. METER	66	4
						PANEL, R. FLOOR SIDE	71	5



PART NAME INDEX

Part name	Page	Ref.	Part name	Page	Ref.	Part name	Page	Ref.
PANEL, R. FR.	67	30	PROTECTOR, EX. PIPE	87	11	RUBBER, RR. FENDER SETTING	87	16
PGM-FI UNIT	95	20	PROTECTOR, RR. BRAKE HOSE	78	9	RUBBER, SCREEN SETTING	97	15
PICK UP ASSY.	48	17	PROTECTOR, SPEED SENSOR	42	11	RUBBER, SHOCK	94	5
PIECE SET, SLIDE	43	1	PULLER, MINI FUSE	101	1	RUBBER, STAND STOPPER	88	5
PIECE, OIL LOCK	74	9	PUMP ASSY., FUEL	82	1	RUBBER, UNDER COVER	98	27
PIN ASSY., FUEL LID LOCK	66	9	PUMP ASSY., OIL	40	1	RUBBER, VISOR	68	7
PIN A, DOWEL, 12X16	46	13				RUBBER, VISOR	64	9
PIN B	77	7	[R]			[S]		
PIN, 10X44	41	1	RADIATOR COMP.	99	1	SCREEN, OIL FILTER	48	16
PIN, HANGER	75	15	RAIL, RR. GRAB	72	8	SCREW-WASHER, 4X12	56	22
PIN, PILLION STEP	70	9	RECTIFIER ASSY., REGULATOR	95	5	SCREW-WASHER, 4X6	58	18
PIN, PISTON	50	3	RECTIFIER COMP., SILICON	95	6	SCREW-WASHER, 5X12	100	28
PIN, ROLLER GUIDE	44	10	REFLECTOR, FR. REFLEX	92	5	SCREW-WASHER, 5X16	41	19
PIN, SPLIT, 2.5X25	88	16	REFLECTOR, REFLEX	92	6	SCREW-WASHER, 5X20	51	18
PIPE COMP. B, FR. BRAKE	56	3	RELAY ASSY., POWER	95	19	SCREW, BLEEDER	75	6
PIPE COMP. B, RR. BRAKE	58	3	RELAY COMP., WINKER	95	17	SCREW, FLAT, 4X12	77	9
PIPE COMP. C, FR. BRAKE	56	4	RETAINER, BRACKET	75	11	SCREW, FLAT, 4X12	56	21
PIPE COMP. C, RR. BRAKE	59	2	RETAINER, FUEL PUMP	82	7	SCREW, OVAL, 6X35	60	12
PIPE COMP. D, RR. BRAKE	59	3	RETAINER, FUEL UNIT	82	20	SCREW, PAN, 3X8	40	9
PIPE COMP. F, RR. BRAKE	59	5	RETAINER, VALVE SPRING	32	13	SCREW, PAN, 5X10	51	17
PIPE COMP. H, RR. BRAKE	59	7	RING	41	12	SCREW, PAN, 5X12	86	10
PIPE COMP., EX.	87	4	RING SET, PISTON	50	1	SCREW, PAN, 5X20	87	22
PIPE COMP., FR. FORK	74	3	RING, BACK UP	74	4	SCREW, PAN, 6X14	87	17
PIPE COMP., IN.	31	27	RING, OIL SEAL STOPPER	74	12	SCREW, PAN, 6X17	70	8
PIPE COMP., WATER	99	12	RING, PISTON	74	10	SCREW, PAN, 6X20	60	11
PIPE, IN.	30	5	RING, RR. PULSER	76	3	SCREW, PAN, 6X20	63	4
PIPE, SEAT	74	11	RING, SEAL	78	4	SCREW, SCREEN SETTING	61	16
PIPE, STEERING HANDLE	60	2	RING, STOPPER	74	15	SCREW, SPECIAL, 5MM	72	11
PISTON	50	2	ROD ASSY., CONNECTING	50	4	SCREW, SPECIAL, 6X15	87	18
PISTON A, 22X27	77	3	ROD COMP., SWING	97	10	SCREW, SPECIAL, 6X15	94	11
PISTON B, 27X35	75	8	ROD, SWITCH EXTENSION	53	3	SCREW, TAPPING, 3X16	53	7
PLATE ASSY., REFLECTING	53	6	ROLLER SET, WEIGHT	43	4	SCREW, TAPPING, 4X12	62	22
PLATE COMP., DRIVE	44	2	ROLLER, 3X17.8	49	53	SCREW, TAPPING, 4X12	62	24
PLATE, CAM STOPPER	32	3	ROLLER, 4X15.8	40	13	SCREW, TAPPING, 4X12	67	40
PLATE, CLUTCH SIDE	44	3	ROLLER, GUIDE	44	11	SCREW, TAPPING, 4X12	69	19
PLATE, DIAPHRAGM	56	14	ROTOR, INNER	40	2	SCREW, TAPPING, 4X16	80	23
PLATE, IDLE AIR CONTROL VALVE	58	10	ROTOR, OUTER	40	3	SCREW, TAPPING, 4X16	91	10
PLATE, L. HINGE	66	24	RUBBER A, SEAL	80	2	SCREW, TAPPING, 5X10	92	19
PLATE, L. LOWER POCKET	66	20	RUBBER A, TAILLIGHT MOUNTING	91	1	SCREW, TAPPING, 5X12	93	17
PLATE, L. PILLION STEP	70	7	RUBBER B, SEAL	80	6	SCREW, TAPPING, 5X16	42	20
PLATE, L. PILLION STEP	102	4	RUBBER B, STOPPER	97	7	SCREW, TAPPING, 5X16	65	17
PLATE, NAME	40	7	RUBBER C, MOUNTING	85	13	SCREW, TAPPING, 5X16	67	41
PLATE, OIL SEPARATOR	37	4	RUBBER C, SEAL	80	7	SCREW, TAPPING, 5X16	69	20
PLATE, PORT	43	6	RUBBER, CANISTER MOUNT	86	1	SCREW, TAPPING, 5X16	72	15
PLATE, RAMP	70	4	RUBBER, CLUTCH DAMPER	44	6	SCREW, TAPPING, 5X16	92	18
PLATE, R. PILLION STEP	40	7	RUBBER, GARNISH	64	2	SCREW, TAPPING, 5X16	93	16
PLUG, ADJUSTER	36	5	RUBBER, HEADLIGHT CASE	97	14	SCREW, TAPPING, 5X16	96	27
PLUG, AIR CLEANER DRAIN	84	9	MOUNTING	99	21	SCREW, TAPPING, 5X16	70	10
PLUG, HOLE	92	15	RUBBER, L. SIDE OUTER COVER ...	42	4	SCREW, TAPPING, 5X16	70	11
PLUG, SPARK	93	14	RUBBER, MOUNTING	29	4	SCREW, TAPPING, 5X16	52	7
POCKET, L. LOWER	30	12	RUBBER, MOUNTING	59	11	SCREW, TAPPING, 5X16	53	8
POCKET, L. UPPER	66	19	RUBBER, PROTECTOR MOUNTING	87	5	SCREW, TAPPING, 5X16	69	21
POCKET, L. UPPER	66	18				SCREW, TAPPING, 5X16	80	22
POST COMP., HANDLE	60	4						
PROTECTOR	56	10						
PROTECTOR	58	6						
PROTECTOR A, MUFFLER	87	3						
PROTECTOR SUB ASSY., MUFFLER ..	87	13						

PART NAME INDEX

Part name	Page	Ref.	Part name	Page	Ref.	Part name	Page	Ref.
SCREW, TAPPING, 5X16	90	6	SPRING, MAIN STAND	88	7	TAPE, BATTERY LIFT	94	6
	93	18	SPRING, PAD	75	9	TENSIONER, CAM CHAIN	36	2
SCREW, TAPPING, 5X20	84	17	SPRING, POCKET	67	34	THERMOSTAT	30	9
SCREW, TORX	51	11	SPRING, REBOUND	74	7	THREAD COMP., STEERING HEAD		
SCREW, TORX, 5X17	51	3	SPRING, RETURN	67	44	TOP	61	15
SCREW, TORX, 5X8.7	51	2	SPRING, ROCKER ARM SIDE	32	9	THROTTLE BODY ASSY.	51	7
SEAL SET, FR. FORK	74	16	SPRING, SEAT LOCK	66	14	TIRE, FR.	76	10
SEAL SET, PISTON	75	1		80	16	TIRE, RR.	78	7
		2	SPRING, SIDE STAND	88	10	TRAY, FUEL	82	10
	77	2	SPRING, VALVE	32	12	TUBE A, AIR INJECTION CONTROL		
SEAL, AIR CLEANER	84	3	SPROCKET, CAM	32	5	VALVE	85	2
		5	SPROCKET, OIL PUMP DRIVEN	40	4	TUBE A, PURGE	86	3
SEAL, BELT COVER DUCT	42	9	STAND COMP., MAIN	88	2	TUBE B, AIR INJECTION CONTROL		
SEAL, DRIVEN FACE, 40X47X4	45	23	STATOR COMP.	39	3	VALVE	85	3
SEAL, DUST	82	8	STAY COMP., AIR INJECTION			TUBE, 3.5X260	82	24
SEAL, EX. VALVE STEM	32	1	SOLENOID VALVE	85	4	TUBE, 5.3X120	49	45
SEAL, HANDLE POST	61	11	STAY COMP., INNER	61	9	TUBE, AIR	86	4
SEAL, INNER COVER	67	33	STAY COMP., L. FLOOR	97	12	TUBE, AIR BREATHER	82	5
SEAL, LUGGAGE BOX	73	7	STAY COMP., RR. BRAKE HOSE	59	1	TUBE, AIR CLEANER CONNECTING	84	10
SEAL, L. LID INNER	67	28	STAY COMP., R. FLOOR	97	11	TUBE, BREATHER	82	4
SEAL, MECHANICAL	38	5	STAY, AIR INJECTION CONTROL				84	6
SEAL, RADIATOR CAP	99	8	VALVE TUBE	85	5	TUBE, CHARGE	86	2
SEAL, R. LID INNER	67	27	STAY, FR. COVER	97	4	TUBE, DRAIN	84	12
SEAL, TOOL BOX	73	4	STAY, FUSE	67	35	TUBE, FILLER	99	3
SEAL, VALVE STEM	32	2	STAY, HARNESS	51	15	TUBE, FUEL, 4.5X125	86	11
SEAT ASSY., DOUBLE	80	8	STAY, HARNESS CLAMPER	51	6	TUBE, FUEL, 7.3X45	86	12
SEAT B, SPRING	74	14	STAY, WIRE	51	5	TUBE, INLET	86	5
SEAT, DRIVEN FACE SPRING	44	13	STAY, WIRE HARNESS	30	11	TUBE, RESERVE TANK	99	10
SEAT, VALVE SPRING	32	14	STEM SUB ASSY., STEERING	61	14	TUBE, VINYL, 9X11X400	82	25
SENSOR ASSY., BANK ANGLE	95	13	STEP, L. FLOOR	68	2			
SENSOR ASSY., WATER			STEP, R. FLOOR	68	1	[V]		
TEMPERATURE	30	15	STOPPER, TERMINAL	41	14	VALVE ASSY., AIR INJECTION		
SENSOR SET	51	1	STRAINER, OIL	48	10	SOLENOID	85	9
SENSOR, FR. WHEEL SPEED	76	2	STUD, BALL	80	19	VALVE ASSY., DELAY	59	10
SENSOR, OXYGEN	30	13	SUB CORD, HEADLIGHT	52	1	VALVE ASSY., IDLE AIR CONTROL	51	9
SENSOR, RR. WHEEL SPEED	48	20	SUB SPRING, MAIN STAND	88	8	VALVE ASSY., RELIEF	48	13
SHAFT, COUNTER	46	3	SUB SPRING, SIDE STAND	88	11	VALVE COMP., REED	37	6
SHAFT, DRIVE	46	2	SUSPENSION, ENGINE CONTROL				47	5
SHAFT, L. LID INNER	66	25	UNIT	95	21	VALVE, EX.	32	11
SHAFT, MAIN STAND	88	3	SUSPENSION, WINKER RELAY	95	18	VALVE, IN.	32	10
SHAFT, ROCKER ARM	32	8	SWINGARM ASSY.	78	11	VALVE, PURGE CONTROL SOLENOID	86	8
SHAFT, WATER PUMP	38	8	SWITCH ASSY., COMBINATION &			VALVE, RELIEF	48	14
SHIM, TAPPET	32	16	LOCK	61	3	VALVE, RIM	76	5
	33	16	SWITCH ASSY., ENGINE STOP	55	3		78	8
	34	16	SWITCH ASSY., FR. STOP	56	1	VISOR SET, METER	64	8
	99	2		58	1			
SHROUD COMP.	66	3	SWITCH ASSY., FUEL LID & SEAT			[W]		
SOCKET ASSY.	90	1	OPENER	61	6	WASHER	41	15
SOCKET, BULB	95	3	SWITCH ASSY., L. LID OPENER	61	8	WASHER, 10MM	39	6
SPACER, IGNITION COIL	101	6	SWITCH ASSY., OIL PRESSURE	48	19	WASHER, 10.5X29X4	43	8
SPANNER, 10X14	101	7	SWITCH ASSY., SIDE STAND	88	1	WASHER, 14X42X1	46	6
SPANNER, 12X14	101	8	SWITCH ASSY., STARTER MAGNETIC			WASHER, 16MM	79	22
SPANNER, PIN	36	6	SWITCH ASSY., WINKER	55	4	WASHER, 7.2X13X1.2	38	14
SPRING, CAM CHAIN ADJUSTER	41	9				WASHER, DRAIN PLUG, 12MM	49	40
SPRING, CARBON BRUSH	44	4	[T]			WASHER, LOCK NUT	61	19
SPRING, CLUTCH	44	12	TAILLIGHT UNIT	91	4			
SPRING, DRIVEN FACE	74	2	TANK COMP., FUEL	82	6			
SPRING, FR. FORK	66	15	TANK, RESERVE	99	9			
SPRING, GLOVE BOX	70	1						
SPRING, KICK STARTER STOPPER								



PART NAME INDEX

Part name	Page	Ref.	Part name	Page	Ref.	Part name	Page	Ref.
WASHER, OIL BOLT	56	19						
	58	15						
	59	16						
WASHER, PLAIN, 10MM	97	22						
WASHER, PLAIN, 4MM	67	43						
		45						
WASHER, PLAIN, 5MM	49	39						
WASHER, PLAIN, 6MM	81	26						
WASHER, SCREEN SETTING	64	14						
WASHER, SEALING, 11X19X2	36	9						
WASHER, SEALING, 6MM	30	19						
	38	15						
WASHER, SEALING, 8MM	49	26						
WASHER, SIDE, 14MM	46	7						
WASHER, SPECIAL, 12MM	30	20						
WASHER, SPECIAL, 8MM	74	21						
WASHER, THRUST, 11MM	40	8						
WASHER, THRUST, 12X23X2	38	16						
WEIGHT SET, CLUTCH	44	5						
WEIGHT, BALANCE	76	4						
	78	6						
WEIGHT, HANDLE	60	3						
WHEEL SUB ASSY., FR.	76	9						
WHEEL SUB ASSY., RR.	78	5						
WINKER UNIT, L. FR.	90	3						
WINKER UNIT, R. FR.	90	2						
WIRE, HELMET SETTING	101	2						
WRENCH, BOX	101	9						

Jumbo-jp.com

Yumbo-jp.com

1

FOREWORD INDEX

2

ENGINE GROUP

3

FRAME GROUP

4

PART NUMBER INDEX

5

PART NAME INDEX

Jumbo-jp.com

Jumbo-IP.com

HONDA
The Power of Dreams



PARTS CATALOGUE NEWS

Honda Motor Co., Ltd.
Service Division Service Technology

Printed in Japan

CODE NO.	13K04H01
PARTS CATALOGUE NEWS	NSS300A NSS300AH
NEWS NO.	001

(TH-KD)

NEW MODEL NSS300AH-TU AND NSS300H-HK TYPES COMPONENT PARTS-MARKETED

This Parts News NSS300AH-TU and NSS300H-HK types parts exclusively and respectively are based NSS300AH-KO and NSS300AH-KO types listed on the NSS300A Parts Catalogue.

All other parts not listed herein are the same as NSS300AH-KO and NSS300AH-KO types parts.

Model	Area code	Type	Applicable engine serial No.	Applicable frame serial No.	Applicable throttle body identification No.
NSS300AH	TU	Turkey	NF04E-2400001~	MLHNF04B*H5100001~	GQBHA A
NSS300H	HK	Hong Kong	NF04E-2400001~	MLHNF04A*H5100001~	GQBHA A

NSS300A (NSS300AH).....TU

No.	MODEL		NSS300AH						
	COLOR		Asteroid black metallic NH-A35M	Pearl himalayas white NH-A87P	Seal silver metallic NH-A14M	Applicable model		Applicable block No.	Ref. No.
	CODE		NHA35	NHA87	NHA14	Initial applicable model	Final applicable model		
	Name of colored parts	Basic part No.							
1	BACKREST COMP.	77210-K04-930	ZA	ZA	ZA			F-24	12
2	COVER SET, L. BODY	83650-K04-930	ZD	ZC	ZA			F-15	3
3	COVER SET, R. BODY	83550-K04-930	ZD	ZC	ZA			F-15	1
4	COVER SET, RR. BODY LOWER	83660-K04-930	ZD	ZC	ZA			F-15	4
5	COVER, GRAB RAIL CENTER	84160-K04-930	ZC	ZB	ZD			F-15	10
6	COVER, L. FR. SIDE	64502-K04-930	ZC	ZB	ZD			F-12	5
7	COVER, L. SIDE	64432-K04-930	ZC	ZB	ZD			F-14	10
8	COVER, R. FR. SIDE	64501-K04-930	ZC	ZB	ZD			F-12	4
9	COVER, R. SIDE	64431-K04-930	ZC	ZB	ZD			F-14	9
10	COVER, RR. BODY UPPER	83751-K04-930	ZC	ZB	ZD			F-15	6
11	COVER, RR. GARB RAIL	84150-K04-930	ZC	ZB	ZD			F-15	9
12	EMBLEM	86831-K04-930	ZA	ZA	ZA			F-48	3
13	EMBLEM, HONDA	86101-K04-930	ZA	ZA	ZA			F-48	2
14	FENDER SET, FR.	61000-K04-970	ZL	ZK	ZH			F-11	1
15	GARNISH SET, SCREEN	64300-K04-930	ZD	ZB	ZF			F-12	1
16	HOLDER, HANDLE PIPE UPPER	53131-K20-900	ZB	ZB	ZB			F-9	5

NSS300A (NSS300AH).....TU

No.	MODEL		NSS300AH						Applicable block No.	Ref. No.
	COLOR		Asteroid black metallic	Pearl himalayas white	Seal silver metallic	Applicable model				
	CODE		NH-A35M	NH-A87P	NH-A14M	Initial applicable model	Final applicable model			
	Name of colored parts	Basic part No.	NHA35	NHA87	NHA14					
17	MARK, COMBINED ABS	61105-KVZ-660	ZA	ZB	ZA			F-48	1	
18	MARK, HONDA	87125-MCN-850	ZA	ZA	ZA			F-48	4	
19	PANEL, L. FLOOR SIDE	83801-K04-930	ZC	ZB	ZD			F-15	7	
20	PANEL, R. FLOOR SIDE	83701-K04-930	ZC	ZB	ZD			F-15	5	
21	SEAT ASSY., DOUBLE	77200-K04-930	ZA	ZA	ZA			F-24	8	
22	VISOR SET, METER	67100-K04-700	ZA	ZA	ZA			F-12	8	
23	WHEEL SUB ASSY., FR.	44650-K04-970	ZA	ZA	ZA			F-20	9	
24	WHEEL SUB ASSY., RR.	42650-K04-973	ZA	ZA	ZA			F-22	5	

NSS300 (NSS300H)

No.	MODEL		NSS300H						
	COLOR		Asteroid black metallic NH-A35M	Pearl himalayas white NH-A87P	Seal silver metallic NH-A14M	Applicable model		Applicable block No.	Ref. No.
	CODE		NHA35	NHA87	NHA14	Initial applicable model	Final applicable model		
	Name of colored parts	Basic part No.							
1	BACKREST COMP.	77210-K04-930	ZA	ZA	ZA			F-24	12
2	COVER SET, L. BODY	83650-K04-930	ZD	ZC	ZA			F-15	3
3	COVER SET, R. BODY	83550-K04-930	ZD	ZC	ZA			F-15	1
4	COVER SET, RR. BODY LOWER	83660-K04-930	ZD	ZC	ZA			F-15	4
5	COVER, GRAB RAIL CENTER	84160-K04-930	ZC	ZB	ZD			F-15	10
6	COVER, L. FR. SIDE	64502-K04-930	ZC	ZB	ZD			F-12	5
7	COVER, L. SIDE	64432-K04-930	ZC	ZB	ZD			F-14	10
8	COVER, R. FR. SIDE	64501-K04-930	ZC	ZB	ZD			F-12	4
9	COVER, R. SIDE	64431-K04-930	ZC	ZB	ZD			F-14	9
10	COVER, RR. BODY UPPER	83751-K04-930	ZC	ZB	ZD			F-15	6
11	COVER, RR. GARB RAIL	84150-K04-930	ZC	ZB	ZD			F-15	9
12	EMBLEM	86831-K04-930	ZA	ZA	ZA			F-48	3
13	EMBLEM, HONDA	86101-K04-930	ZA	ZA	ZA			F-48	2
14	FENDER, FR.	61100-K04-930	ZC	ZB	ZD			F-11	6
15	GARNISH SET, SCREEN	64300-K04-930	ZD	ZB	ZF			F-12	1
16	HOLDER, HANDLE PIPE UPPER	53131-K20-900	ZB	ZB	ZB			F-9	5

NSS300 (NSS300H)

No.	MODEL		NSS300H						
	COLOR		Asteroid black metallic NH-A35M	Pearl himalayas white NH-A87P	Seal silver metallic NH-A14M	Applicable model		Applicable block No.	Ref. No.
	CODE		NHA35	NHA87	NHA14	Initial applicable model	Final applicable model		
	Name of colored parts	Basic part No.							
17	MARK, HONDA	87125-MCN-850	ZA	ZA	ZA			F-48	4
18	PANEL, L. FLOOR SIDE	83801-K04-930	ZC	ZB	ZD			F-15	7
19	PANEL, R. FLOOR SIDE	83701-K04-930	ZC	ZB	ZD			F-15	5
20	SEAT ASSY., DOUBLE	77200-K04-930	ZA	ZA	ZA			F-24	8
21	VISOR SET, METER	67100-K04-700	ZA	ZA	ZA			F-12	8
22	WHEEL SUB ASSY., FR.	44650-K04-930	ZA	ZA	ZA			F-20	9
23	WHEEL SUB ASSY., RR.	42650-K04-933	ZA	ZA	ZA			F-22	5

FRT CORRECTED

* OPERATIONS OTHER THAN REPLACING PARTS

• Other work

	LON	DESCRIPTION	FRT
E	1130A1	OIL FILTER SCREEN-CLEANING	1.4
F	7110A0	FRONT BRAKE-AIR BLEEDING	0.2
	7110A1	REAR BRAKE-AIR BLEEDING	0.5
	1151E7	RADIATOR COOLANT-CHANGE	0.7



• Other work

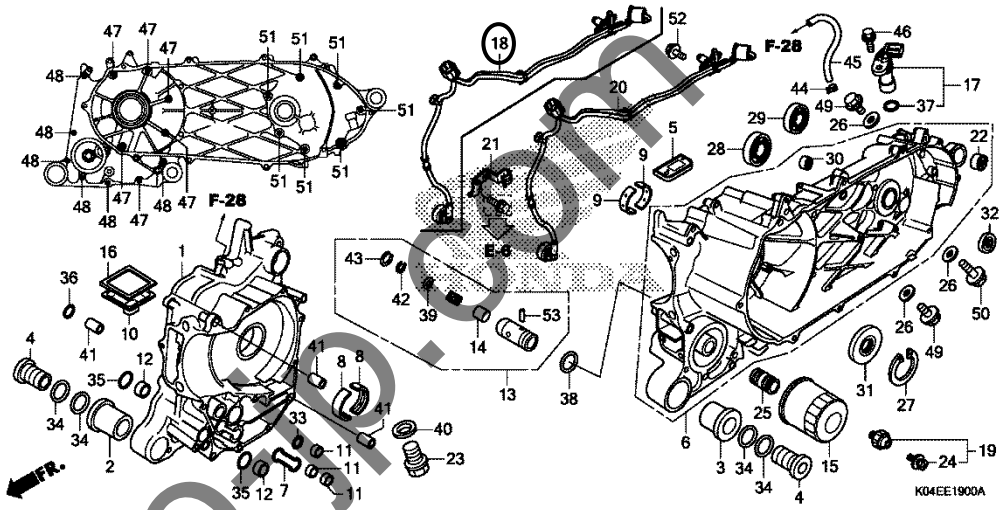
	LON	DESCRIPTION	FRT
E	1130A1	OIL FILTER SCREEN-CLEANING	1.4
F	7110A0	FRONT BRAKE-AIR BLEEDING	0.2
	7110A1	REAR BRAKE-AIR BLEEDING	0.5
	1151E7	RADIATOR COOLANT-CHANGE	0.7
	6145A2	HISS MEMORIZATION	0.3

BOOKNo. :13K04H01

Block No.	Ref. No.	Part No.	Description	Reqd. QTY		Base Part No.	Parts catalogue code
				NSS 300A H	NSS 300 H		

E-19 CRANKCASE

Ref. No.	(Relative ref. Number)	Description	FRT
18	6111A3	SUB CORD, SPEED SENSOR	1.2



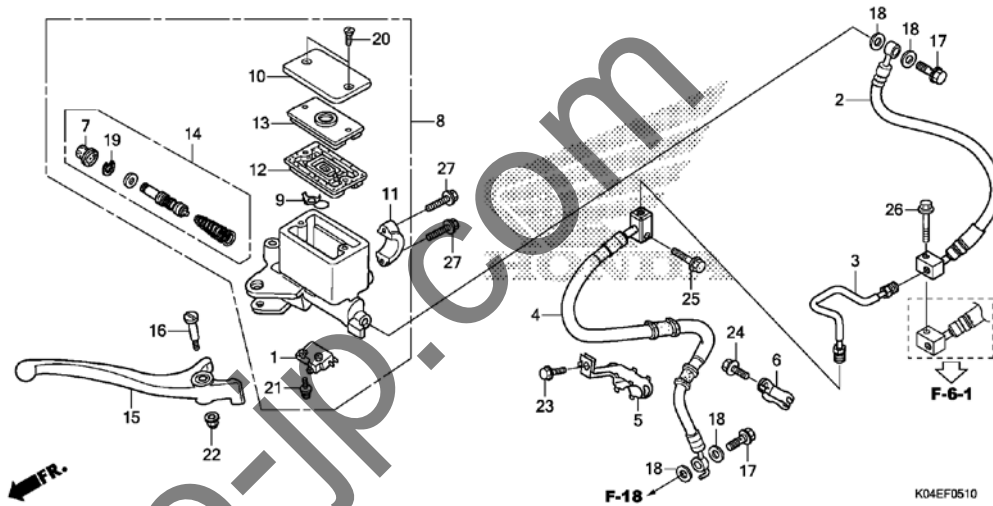
E-19	18	32105-K04-930	SUB CORD, ENGINE.....	1			HK
	20		SENSOR, RR. WHEEL SPEED.....	0	38510-K04-971		HK
	52		BOLT, FLANGE, 6X16.....	0	96001-06016-07		HK
F-2	1	37100-K04-931	METER ASSY., COMBINATION (KPH).....	1	37100-K04-711		HK
		37100-K04-971	METER ASSY., COMBINATION (KPH).....	1	37100-K04-711		TU
	2	37110-K04-931	METER COMP., COMBINATION.....	1	37110-K04-711		HK
		37110-K04-971	METER COMP., COMBINATION.....	1	37110-K04-711		TU

BOOKNo. :13K04H01

Block No.	Ref. No.	Part No.	Description	Reqd. QTY		Base Part No.	Parts catalogue code
				NSS 300A H	NSS 300 H		

F-5-10 FRONT BRAKE MASTER CYLINDER (NSS300)

Ref. No.	(Relative ref. Number) LON Description	FRT
1	6151B2 SWITCH, FRONT STOP	0.1
	6151B6 SWITCH, STOP :BOTH	0.2
2	712127 HOSE A, FRONT BRAKE	1.2
	. INCLUDES: Bleed brakes	
3	7121C8 PIPE B, FRONT BRAKE	1.2
	. INCLUDES: Bleed brakes	
4	7121V3 HOSE E, FRONT BRAKE	1.3
	. INCLUDES: Bleed brakes	
8	712105 CYLINDER, FRONT BRAKE MASTER	0.4
	. INCLUDES: Bleed brakes	
12	7121G6 DIAPHRAGM, FRONT BRAKE MASTER CYLINDER	0.1
14	7121G9 PISTON SET, FRONT BRAKE MASTER	0.4
	. INCLUDES: Bleed brakes	
15	8101C7 LEVER, HANDLE :RIGHT	0.1
	8101F5 LEVER, HANDLE :BOTH	0.2



F-5-10	1	35340-MGS-D31	SWITCH ASSY., FR. STOP.....	1	HK
	2	45125-K04-931	HOSE COMP. A, FR. BRAKE.....	1	HK
	3	45126-K04-930	PIPE COMP. B, FR. BRAKE.....	1	HK
	4	45128-K04-931	HOSE COMP. E, FR. BRAKE.....	1	HK
	5	45135-KVZ-630	CLAMPER A, BRAKE HOSE.....	1	HK
	6	45161-KVZ-630	CLAMPER B, BRAKE HOSE.....	1	HK
	7	45504-410-003	BOOT COMP.....	1	HK
	8	45510-K04-931	CYLINDER SUB ASSY., FR. BRAKE MASTER (NISSIN)	1	HK
	9	45512-MA6-006	PROTECTOR.....	1	HK
	10	45513-KK1-771	CAP, MASTER CYLINDER.....	1	HK
	11	45517-166-006	HOLDER, MASTER CYLINDER.....	1	HK

PARTS CATALOGUE NEWS

BOOKNo. :13K04H01

Block No.	Ref. No.	Part No.	Description	Reqd. QTY		Base Part No.	Parts catalogue code
				NSS 300A H	NSS 300 H		
	12	45520-MG7-006	DIAPHRAGM.....	-	1	HK	
	13	45521-HA2-006	PLATE, DIAPHRAGM.....	-	1	HK	
	14	45530-KVY-911	CYLINDER SET, MASTER.....	-	1	HK	
	15	53175-K04-931	LEVER, R. HANDLE.....	-	1	HK	
	16	90114-MA5-671	BOLT, HANDLE LEVER PIVOT.....	-	1	HK	
	17	90145-MS9-612	BOLT, OIL, 10X22.....	-	2	HK	
	18	90545-300-000	WASHER, OIL BOLT.....	-	4	HK	
	19	90651-MA5-671	CIRCLIP.....	-	1	HK	
	20	93600-04012-1G	SCREW, FLAT, 4X12.....	-	2	HK	
	21	93893-04012-17	SCREW-WASHER, 4X12.....	-	1	HK	
	22	94050-06000	NUT, FLANGE, 6MM.....	-	1	HK	
	23	95701-06012-07	BOLT, FLANGE, 6X12.....	-	1	HK	
	24	95701-06016-07	BOLT, FLANGE, 6X16.....	-	1	HK	
	25	95701-06025-08	BOLT, FLANGE, 6X25.....	-	1	HK	
	26	95701-06040-08	BOLT, FLANGE, 6X40.....	-	1	HK	
	27	96001-06022-07	BOLT, FLANGE, 6X22.....	-	2	HK	
F-5-20	1		SWITCH ASSY., FR. STOP.....	-	0	35340-MGS-D31	HK
	2		HOSE COMP. A, FR. BRAKE.....	-	0	45125-K04-971	HK
	3		PIPE COMP. B, FR. BRAKE.....	-	0	45126-K04-970	HK
	4		PIPE COMP. C, FR. BRAKE.....	-	0	45127-K04-970	HK
	5		HOSE COMP. E, FR. BRAKE.....	-	0	45128-K04-931	HK
	6		CLAMPER COMP. A, BRAKE HOSE...	-	0	45135-KVZ-660	HK
	7		CLAMPER COMP. B, BRAKE HOSE...	-	0	45160-KVZ-660	HK
	8		BOOT COMP.....	-	0	45504-410-003	HK

PARTS CATALOGUE NEWS

BOOKNo. :13K04H01

Block No.	Ref. No.	Part No.	Description	Reqd. QTY		Base Part No.	Parts catalogue code
				NSS 300A H	NSS 300 H		
	9		CYLINDER SUB ASSY., FR. BRAKE MASTER (NISSIN)	-	0	45510-K04-931	HK
	10		PROTECTOR.....	-	0	45512-MA6-006	HK
	11		CAP, MASTER CYLINDER.....	-	0	45513-KK1-771	HK
	12		HOLDER, MASTER CYLINDER.....	-	0	45517-166-006	HK
	13		DIAPHRAGM.....	-	0	45520-MG7-006	HK
	14		PLATE, DIAPHRAGM.....	-	0	45521-HA2-006	HK
	15		CYLINDER SET, MASTER.....	-	0	45530-KVY-911	HK
	16		LEVER, R. HANDLE.....	-	0	53175-K04-931	HK
	17		BOLT, HANDLE LEVER PIVOT.....	-	0	90114-MA5-671	HK
	18		BOLT, OIL, 10X22.....	-	0	90145-MS9-612	HK
	19		WASHER, OIL BOLT.....	-	0	90545-300-000	HK
	20		CIRCLIP.....	-	0	90651-MA5-671	HK
	21		SCREW, FLAT, 4X12.....	-	0	93600-04012-1G	HK
	22		SCREW-WASHER, 4X12.....	-	0	93893-04012-17	HK
	23		NUT, FLANGE, 6MM.....	-	0	94050-06000	HK
	24		BOLT, FLANGE, 6X12.....	-	0	95701-06012-07	HK
	25		BOLT, FLANGE, 6X16.....	-	0	95701-06016-07	HK
	26		BOLT, FLANGE, 6X25.....	-	0	95701-06025-08	HK
	27		BOLT, FLANGE, 6X40.....	-	0	95701-06040-08	HK
	28		BOLT, FLANGE, 6X22.....	-	0	96001-06022-07	HK
F-6	1		SWITCH ASSY., FR. STOP.....	-	0	35340-KFG-003	HK
	2		HOSE COMP. A, RR. BRAKE.....	-	0	43311-K04-971	HK
	3		PIPE COMP. B, RR. BRAKE.....	-	0	43312-K04-970	HK

PARTS CATALOGUE NEWS

BOOKNo. :13K04H01

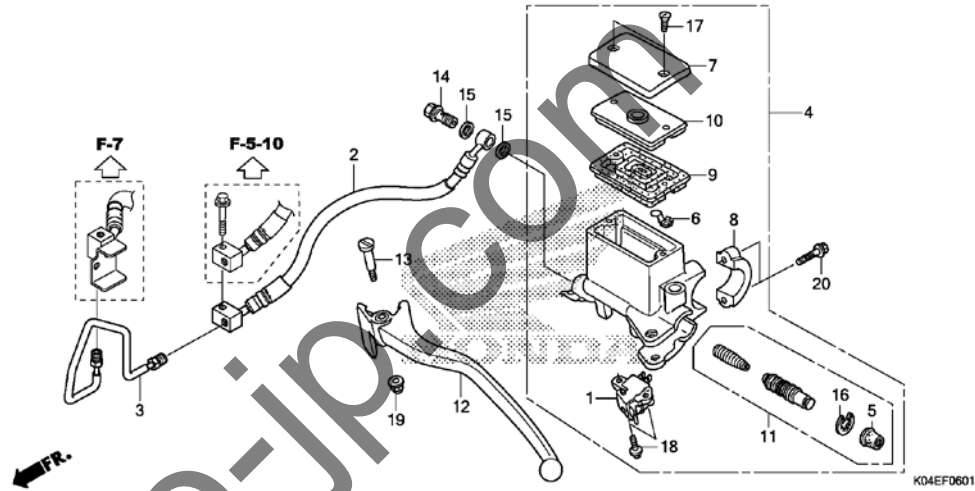
Block No.	Ref. No.	Part No.	Description	Reqd. QTY		Base Part No.	Parts catalogue code
				NSS 300A H	NSS 300 H		
	4		CYLINDER SUB ASSY., RR. BRAKE MASTER (NISSIN)	-	0	43510-K04-931	HK
	5		BOOT COMP.....	-	0	45504-410-003	HK
	6		PROTECTOR.....	-	0	45512-MA6-006	HK
	7		CAP, MASTER CYLINDER.....	-	0	45513-KK1-771	HK
	8		HOLDER, MASTER CYLINDER.....	-	0	45517-166-006	HK
	9		DIAPHRAGM.....	-	0	45520-MG7-006	HK
	10		PLATE, DIAPHRAGM.....	-	0	45521-HA2-006	HK
	11		CYLINDER SET, MASTER.....	-	0	45530-471-831	HK
	12		LEVER, L. HANDLE.....	-	0	53178-K04-931	HK
	13		BOLT, HANDLE LEVER PIVOT.....	-	0	90114-MA5-671	HK
	14		BOLT, OIL, 10X22.....	-	0	90145-MS9-612	HK
	15		WASHER, OIL BOLT.....	-	0	90545-300-000	HK
	16		CIRCLIP.....	-	0	90651-MA5-671	HK
	17		SCREW, FLAT, 4X12.....	-	0	93600-04012-1G	HK
	18		SCREW-WASHER, 4X12.....	-	0	93893-04012-17	HK
	19		NUT, FLANGE, 6MM.....	-	0	94050-06000	HK
	20		BOLT, FLANGE, 6X22.....	-	0	96001-06022-07	HK

BOOKNo. :13K04H01

Block No.	Ref. No.	Part No.	Description	Reqd. QTY		Base Part No.	Parts catalogue code
				NSS 300A H	NSS 300 H		

F-6-1 REAR BRAKE MASTER CYLINDER (NSS300)

Ref. No.	(Relative ref. Number)	Description	FRT
1	6151B3	SWITCH, REAR STOP :LEVER SIDE	0.1
	6151B6	SWITCH, STOP :BOTH	0.2
2	712180	HOSE A, REAR BRAKE	1.4
		. INCLUDES: Bleed brakes	
3	7121D8	PIPE B, REAR BRAKE	1.3
		. INCLUDES: Bleed brakes	
4	712125	CYLINDER, REAR BRAKE MASTER	0.6
		. INCLUDES: Bleed brakes	
9	7121G7	DIAPHRAGM, REAR BRAKE MASTER CYLINDER	0.1
11	7121H0	PISTON SET, REAR BRAKE MASTER	0.6
		. INCLUDES: Bleed brakes	
12	8101C6	LEVER, HANDLE :LEFT	0.1
	8101F5	LEVER, HANDLE :BOTH	0.2



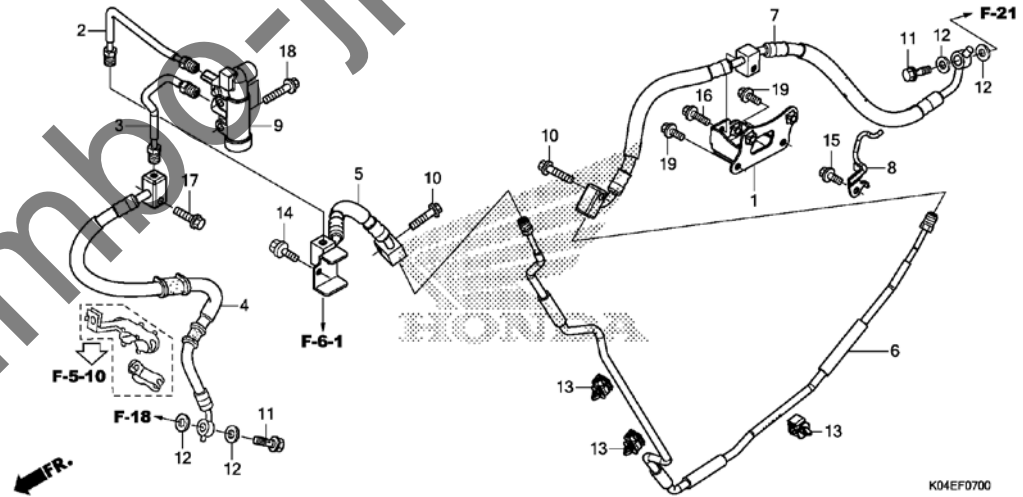
F-6-1	1	35340-KFG-003	SWITCH ASSY., FR. STOP	1	HK
	2	43311-K04-931	HOSE COMP. A, RR. BRAKE	1	HK
	3	43312-K04-930	PIPE COMP. B, RR. BRAKE	1	HK
	4	43510-K04-931	CYLINDER SUB ASSY., RR. BRAKE MASTER (NISSIN)	1	HK
	5	45504-410-003	BOOT COMP.	1	HK
	6	45512-MA6-006	PROTECTOR	1	HK
	7	45513-KK1-771	CAP, MASTER CYLINDER	1	HK
	8	45517-166-006	HOLDER, MASTER CYLINDER	1	HK
	9	45520-MG7-006	DIAPHRAGM	1	HK
	10	45521-HA2-006	PLATE, DIAPHRAGM	1	HK
	11	45530-471-831	CYLINDER SET, MASTER	1	HK

BOOKNo. :13K04H01

Block No.	Ref. No.	Part No.	Description	Reqd. QTY		Base Part No.	Parts catalogue code
				NSS 300A H	NSS 300 H		
	12	53178-K04-931	LEVER, L. HANDLE.....	-	1	HK	
	13	90114-MA5-671	BOLT, HANDLE LEVER PIVOT.....	-	1	HK	
	14	90145-MS9-612	BOLT, OIL, 10X22.....	-	1	HK	
	15	90545-300-000	WASHER, OIL BOLT.....	-	2	HK	
	16	90651-MA5-671	CIRCLIP.....	-	1	HK	
	17	93600-04012-1G	SCREW, FLAT, 4X12.....	-	2	HK	
	18	93893-04012-17	SCREW-WASHER, 4X12.....	-	2	HK	
	19	94050-06000	NUT, FLANGE, 6MM.....	-	1	HK	
	20	96001-06022-07	BOLT, FLANGE, 6X22.....	-	2	HK	

F-7 REAR BRAKE PIPE (NSS300)

Ref. No.	(Relative ref. Number)	Description	FRT
2	7121D9	PIPE C, REAR BRAKE INCLUDES: Bleed brakes	1.4
3	7121L8	PIPE D, REAR BRAKE INCLUDES: Bleed brakes	1.4
4	7121L7	HOSE E, REAR BRAKE INCLUDES: Bleed brakes	1.5
5	7121R0	HOSE G, REAR BRAKE INCLUDES: Bleed brakes	2.1
6	7121R1	PIPE H, REAR BRAKE INCLUDES: Bleed brakes	2.1
7	7121V4	HOSE J, REAR BRAKE INCLUDES: Bleed brakes	0.7
9	712165	VALVE, DELAY INCLUDES: Bleed brakes	1.5



K04EF0700

F-7	1	18654-K04-930	STAY COMP., RR. BRAKE HOSE....	-	1	HK	
	2	43313-K04-930	PIPE COMP. C, RR. BRAKE.....	-	1	HK	
	3	43314-K04-930	PIPE COMP. D, RR. BRAKE.....	-	1	HK	

PARTS CATALOGUE NEWS

BOOKNo. :13K04H01

Block No.	Ref. No.	Part No.	Description	Reqd. QTY		Base Part No.	Parts catalogue code
				NSS 300A H	NSS 300 H		
	4	43315-K04-931	HOSE E, RR. BRAKE.....	-	1		HK
	5	43317-K04-931	HOSE COMP. G, RR. BRAKE.....	-	1		HK
	6	43318-K04-930	PIPE COMP. H, RR. BRAKE.....	-	1		HK
	7	43319-K04-931	HOSE COMP. J, RR. BRAKE.....	-	1		HK
	8	43470-K04-930	GUIDE COMP., RR. BRAKE HOSE...	-	1		HK
	9	46300-MGS-D81	VALVE ASSY., DELAY.....	-	1		HK
	10	90050-KFL-850	BOLT, SPECIAL FLANGE, 6X25....	-	2		HK
	11	90145-MS9-612	BOLT, OIL, 10X22.....	-	2		HK
	12	90545-300-000	WASHER, OIL BOLT.....	-	4		HK
	13	90661-MGS-D71	CLAMP, BRAKE PIPE(7.0).....	-	3		HK
	14	95701-06012-08	BOLT, FLANGE, 6X12.....	-	1		HK
	15	95701-06016-07	BOLT, FLANGE, 6X16.....	-	1		HK
	16	95701-06018-07	BOLT, FLANGE, 6X18.....	-	1		HK
	17	95701-06025-08	BOLT, FLANGE, 6X25.....	-	1		HK
	18	95701-06032-08	BOLT, FLANGE, 6X32.....	-	2		HK
	19	95801-06014-08	BOLT, FLANGE, 6X14.....	-	2		HK
F-7-10	1		STAY COMP., RR. BRAKE HOSE....	-	0	18654-K04-930	HK
	2		PIPE COMP. C, RR. BRAKE.....	-	0	43313-K04-970	HK
	3		PIPE COMP. D, RR. BRAKE.....	-	0	43314-K04-930	HK
	4		HOSE E, RR. BRAKE.....	-	0	43315-K04-931	HK
	5		PIPE COMP. F, RR. BRAKE.....	-	0	43316-K04-970	HK
	6		HOSE COMP. G, RR. BRAKE.....	-	0	43317-K04-971	HK
	7		PIPE COMP. H, RR. BRAKE.....	-	0	43318-K04-930	HK
	8		HOSE COMP. J, RR. BRAKE.....	-	0	43319-K04-931	HK

PARTS CATALOGUE NEWS

BOOKNo. :13K04H01

Block No.	Ref. No.	Part No.	Description	Reqd. QTY		Base Part No.	Parts catalogue code
				NSS 300A H	NSS 300 H		
	9		GUIDE COMP., RR. BRAKE HOSE...	-	0	43470-K04-930	HK
	10		VALVE ASSY., DELAY.....	-	0	46300-MGS-D81	HK
	11		RUBBER, MOUNTING.....	-	0	57101-MER-D21	HK
	12		COLLAR.....	-	0	57103-SDA-003	HK
	13		MODULATOR ASSY., ABS.....	-	0	57110-K04-971	HK
	14		BOLT, SPECIAL FLANGE, 6X25....	-	0	90050-KFL-850	HK
	15		BOLT, OIL, 10X22.....	-	0	90145-MS9-612	HK
	16		WASHER, OIL BOLT.....	-	0	90545-300-000	HK
	17		CLAMP, BRAKE PIPE(7.0).....	-	0	90661-MGS-D71	HK
	18		BOLT-WASHER, 6X25.....	-	0	93404-06025-00	HK
	19		BOLT, FLANGE, 6X16.....	-	0	95701-06016-07	HK
	20		BOLT, FLANGE, 6X18.....	-	0	95701-06018-07	HK
	21		BOLT, FLANGE, 6X25.....	-	0	95701-06025-08	HK
	22		BOLT, FLANGE, 6X32.....	-	0	95701-06032-08	HK
	23		BOLT, FLANGE, 6X14.....	-	0	95801-06014-08	HK
F-10	1		KEY SET.....	-	0	35010-K04-900	HK
			KEY SET.....	0	-	35010-K04-900	TU
	2		KEY SET, SHUTTER.....	-	0	35011-K04-305	HK
			KEY SET, SHUTTER.....	0	-	35011-K04-305	TU
	3		SWITCH ASSY., COMBINATION & LOCK	-	0	35100-K04-901	HK
			SWITCH ASSY., COMBINATION & LOCK	0	-	35100-K04-901	TU
	4		BASE COMP., CONTACT.....	-	0	35101-K04-931	HK
			BASE COMP., CONTACT.....	0	-	35101-K04-931	TU

PARTS CATALOGUE NEWS

BOOKNo. :13K04H01

Block No.	Ref. No.	Part No.	Description	Reqd. QTY		Base Part No.	Parts catalogue code
				NSS 300A H	NSS 300 H		
	5		KEY, BLANK..... (90KEYTOP2REPORDER)	-	(0)	35121-KYE-900	HK
			KEY, BLANK..... (90KEYTOP2REPORDER)	(0)	-	35121-KYE-900	TU
	6		SWITCH ASSY., FUEL LID & SEAT OPENER	-	0	35190-K27-V01	HK
			SWITCH ASSY., FUEL LID & SEAT OPENER	0	-	35190-K27-V01	TU
	7		COVER, CABLE.....	-	0	35191-K27-V01	HK
			COVER, CABLE.....	0	-	35191-K27-V01	TU
	8		SWITCH ASSY., L. LID OPENER...	-	0	35195-K04-931	HK
			SWITCH ASSY., L. LID OPENER...	0	-	35195-K04-931	TU
	9		STAY COMP., INNER.....	-	0	50211-K04-930	HK
			STAY COMP., INNER.....	0	-	50211-K04-930	TU
	10		NUT, STEERING STEM LOCK.....	-	0	50306-GN5-900	HK
			NUT, STEERING STEM LOCK.....	0	-	50306-GN5-900	TU
	11		SEAL, HANDLE POST.....	-	0	53113-MCT-010	HK
			SEAL, HANDLE POST.....	0	-	53113-MCT-010	TU
	12		DUST SEAL, STEERING UPPER (ARAI)	-	0	53213-MB4-771	HK
			DUST SEAL, STEERING UPPER (ARAI)	0	-	53213-MB4-771	TU
	13		DUST SEAL, STEERING HEAD (ARAI)	-	0	53214-MR7-003	HK
			DUST SEAL, STEERING HEAD (ARAI)	0	-	53214-MR7-003	TU
	14		STEM SUB ASSY., STEERING.....	-	0	53219-K04-930	HK
			STEM SUB ASSY., STEERING.....	0	-	53219-K04-930	TU
	15		THREAD COMP., STEERING HEAD TOP	-	0	53220-KYJ-900	HK

PARTS CATALOGUE NEWS

BOOKNo. :13K04H01

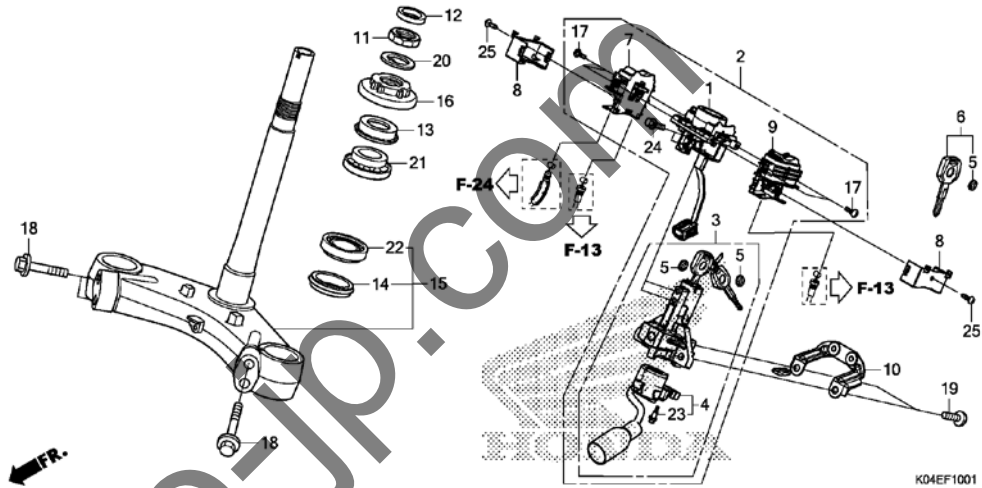
Block No.	Ref. No.	Part No.	Description	Reqd. QTY		Base Part No.	Parts catalogue code
				NSS 300A H	NSS 300 H		
			THREAD COMP., STEERING HEAD TOP	0	-	53220-KYJ-900	TU
	16		SCREW, SCREEN SETTING.....	-	0	90101-MT4-000	HK
			SCREW, SCREEN SETTING.....	0	-	90101-MT4-000	TU
	17		BOLT, FLANGE, 10X45.....	-	0	90102-KVZ-630	HK
			BOLT, FLANGE, 10X45.....	0	-	90102-KVZ-630	TU
	18		BOLT, ONE-WAY, 8MM.....	-	0	90107-MBG-000	HK
			BOLT, ONE-WAY, 8MM.....	0	-	90107-MBG-000	TU
	19		WASHER, LOCK NUT.....	-	0	90506-MCT-000	HK
			WASHER, LOCK NUT.....	0	-	90506-MCT-000	TU
	20		BEARING, HEAD PIPE UPPER(KOYO)	-	0	91015-KT8-005	HK
			BEARING, HEAD PIPE UPPER(KOYO)	0	-	91015-KT8-005	TU
	21		BEARING, HEAD PIPE (NTN).....	-	0	91016-MR7-003	HK
			BEARING, HEAD PIPE (NTN).....	0	-	91016-MR7-003	TU
	22		SCREW, TAPPING, 3X16.....	-	0	91059-KY2-711	HK
			SCREW, TAPPING, 3X16.....	0	-	91059-KY2-711	TU
	23		BOLT-WASHER, 6X12.....	-	0	93403-06012-00	HK
			BOLT-WASHER, 6X12.....	0	-	93403-06012-00	TU
	24		SCREW, TAPPING, 4X12.....	-	0	93901-24320	HK
			SCREW, TAPPING, 4X12.....	0	-	93901-24320	TU

BOOKNo. :13K04H01

Block No.	Ref. No.	Part No.	Description	Reqd. QTY		Base Part No.	Parts catalogue code
				NSS 300A H	NSS 300 H		

F-10-1 STEERING STEM/COMBINATION SWITCH (HK/TU)

Ref. No.	LON	(Relative ref. Number) Description	FRT
1	6141A2	RECEIVER UNIT, IMMOBILIZER ...	1.9
2	6151D2	KEY SET (A)	2.2
3	6151E9	SWITCH, COMBINATION & LOCK (A) . INCLUDES: HISS memorization	2.2
4	6151C2	BASE, CONTACT	1.9
7	6151E8	SWITCH, SEAT AND BOX	1.7
15	510100	STEM OR SHAFT ASSY., STEERING (13)	2.1
16	5101B2	THREAD, STEERING HEAD TOP	1.9
21	5101B6	BEARING, HEAD PIPE :UPPER (14)	2.1
22	5101B7	BEARING, HEAD PIPE :LOWER	2.3
	5101C7	BEARING, HEAD PIPE :BOTH	2.3



F-10-1	1	30430-K04-305	RECEIVER UNIT SET.....	1	HK
		30430-K04-305	RECEIVER UNIT SET.....	1	TU
	2	35014-K04-305	KEY SET (IMMOBI).....	1	HK
		35014-K04-305	KEY SET (IMMOBI).....	1	TU
	3	35100-K04-931	SWITCH ASSY., COMBINATION & LOCK	1	HK
		35100-K04-931	SWITCH ASSY., COMBINATION & LOCK	1	TU
	4	35101-K04-931	BASE COMP., CONTACT.....	1	HK
		35101-K04-931	BASE COMP., CONTACT.....	1	TU
	5	35113-MFJ-D01	EMBLEM, KEY.....	4	HK
		35113-MFJ-D01	EMBLEM, KEY.....	4	TU
		35113-MFJ-D01	EMBLEM, KEY.....	4	HK
		35113-MFJ-D01	EMBLEM, KEY.....	4	TU

PARTS CATALOGUE NEWS

BOOKNo. :13K04H01

Block No.	Ref. No.	Part No.	Description	Reqd. QTY		Base Part No.	Parts catalogue code
				NSS 300A H	NSS 300 H		
		35113-MFJ-D01	EMBLEM, KEY.....	(2)	-	TU	
	6	35121-K04-305	KEY, BLANK (IMMOBI).....	-	(1)	HK	
		35121-K04-305	KEY, BLANK (IMMOBI).....	(1)	-	TU	
	7	35190-K27-V01	SWITCH ASSY., FUEL LID & SEAT OPENER	-	1	HK	
		35190-K27-V01	SWITCH ASSY., FUEL LID & SEAT OPENER	1	-	TU	
	8	35191-K27-V01	COVER, CABLE.....	-	2	HK	
		35191-K27-V01	COVER, CABLE.....	2	-	TU	
	9	35195-K04-931	SWITCH ASSY., L. LID OPENER...	-	1	HK	
		35195-K04-931	SWITCH ASSY., L. LID OPENER...	1	-	TU	
	10	50211-K04-930	STAY COMP., INNER.....	-	1	HK	
		50211-K04-930	STAY COMP., INNER.....	1	-	TU	
	11	50306-GN5-900	NUT, STEERING STEM LOCK.....	-	1	HK	
		50306-GN5-900	NUT, STEERING STEM LOCK.....	1	-	TU	
	12	53113-MCT-010	SEAL, HANDLE POST.....	-	1	HK	
		53113-MCT-010	SEAL, HANDLE POST.....	1	-	TU	
	13	53213-MB4-771	DUST SEAL, STEERING UPPER (ARAI)	-	1	HK	
		53213-MB4-771	DUST SEAL, STEERING UPPER (ARAI)	1	-	TU	
	14	53214-MR7-003	DUST SEAL, STEERING HEAD (ARAI)	-	1	HK	
		53214-MR7-003	DUST SEAL, STEERING HEAD (ARAI)	1	-	TU	
	15	53219-K04-930	STEM SUB ASSY., STEERING.....	-	1	HK	
		53219-K04-930	STEM SUB ASSY., STEERING.....	1	-	TU	
	16	53220-KYJ-900	THREAD COMP., STEERING HEAD TOP	-	1	HK	

PARTS CATALOGUE NEWS

BOOKNo. :13K04H01

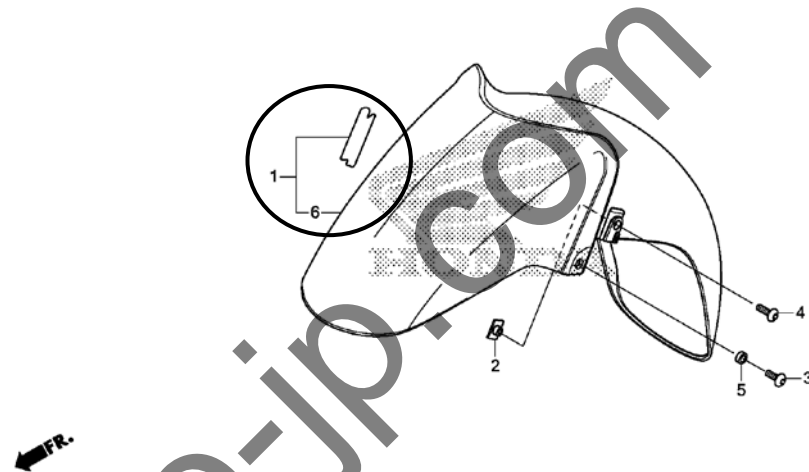
Block No.	Ref. No.	Part No.	Description	Reqd. QTY		Base Part No.	Parts catalogue code
				NSS 300A H	NSS 300 H		
		53220-KYJ-900	THREAD COMP., STEERING HEAD TOP	1	-	TU	
17		90101-MT4-000	SCREW, SCREEN SETTING.....	-	4	HK	
		90101-MT4-000	SCREW, SCREEN SETTING.....	4	-	TU	
18		90102-KVZ-630	BOLT, FLANGE, 10X45.....	-	4	HK	
		90102-KVZ-630	BOLT, FLANGE, 10X45.....	4	-	TU	
19		90107-MBG-000	BOLT, ONE-WAY, 8MM.....	-	2	HK	
		90107-MBG-000	BOLT, ONE-WAY, 8MM.....	2	-	TU	
20		90506-MCT-000	WASHER, LOCK NUT.....	-	1	HK	
		90506-MCT-000	WASHER, LOCK NUT.....	1	-	TU	
21		91015-KT8-005	BEARING, HEAD PIPE UPPER(KOYO)	-	1	HK	
		91015-KT8-005	BEARING, HEAD PIPE UPPER(KOYO)	1	-	TU	
22		91016-MR7-003	BEARING, HEAD PIPE (NTN).....	-	1	HK	
		91016-MR7-003	BEARING, HEAD PIPE (NTN).....	1	-	TU	
23		91059-KY2-711	SCREW, TAPPING, 3X16.....	-	3	HK	
		91059-KY2-711	SCREW, TAPPING, 3X16.....	3	-	TU	
24		93403-06012-00	BOLT-WASHER, 6X12.....	-	2	HK	
		93403-06012-00	BOLT-WASHER, 6X12.....	2	-	TU	
25		93901-24320	SCREW, TAPPING, 4X12.....	-	2	HK	
		93901-24320	SCREW, TAPPING, 4X12.....	2	-	TU	

BOOKNo. :13K04H01

Block No.	Ref. No.	Part No.	Description	Reqd. QTY		Base Part No.	Parts catalogue code
				NSS 300A H	NSS 300 H		

F-11 FRONT FENDER

Ref. No.	(Relative ref. Number)	Description	FRT
1	(6)		
4131B7		FENDER, FRONT	0.1



K04EF1100A

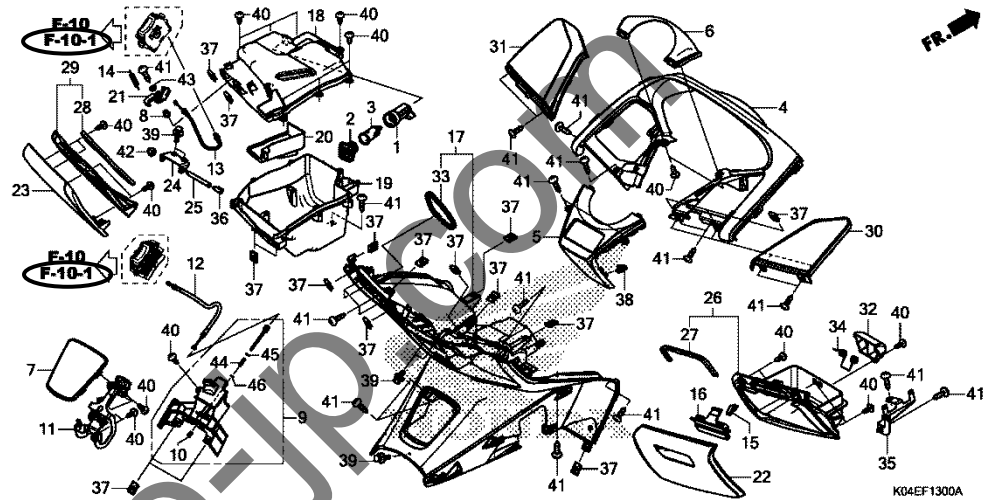
F-11	1	FENDER SET, FR. (WL) *TYPE4*.....	- 0	61000-K04-970ZH	HK
		FENDER SET, FR. (WL) *TYPE2*.....	- 0	61000-K04-970ZK	HK
		FENDER SET, FR. (WL) *TYPE1*.....	- 0	61000-K04-970ZL	HK
	6	61100-K04-930ZB FENDER, FR. *NHA87P*. PEARL HIMALAYAS WHITE	- 1		HK
		61100-K04-930ZC FENDER, FR. *NHA35M*. ASTEROID BLACK METALLIC	- 1		HK
		61100-K04-930ZD FENDER, FR. *NHA14M*. SEAL SILVER METALLIC	- 1		HK

BOOKNo. :13K04H01

Block No.	Ref. No.	Part No.	Description	Reqd. QTY		Base Part No.	Parts catalogue code
				NSS 300A H	NSS 300 H		

F-13 INNER COVER

ILLUSTRATION-CORRECTED



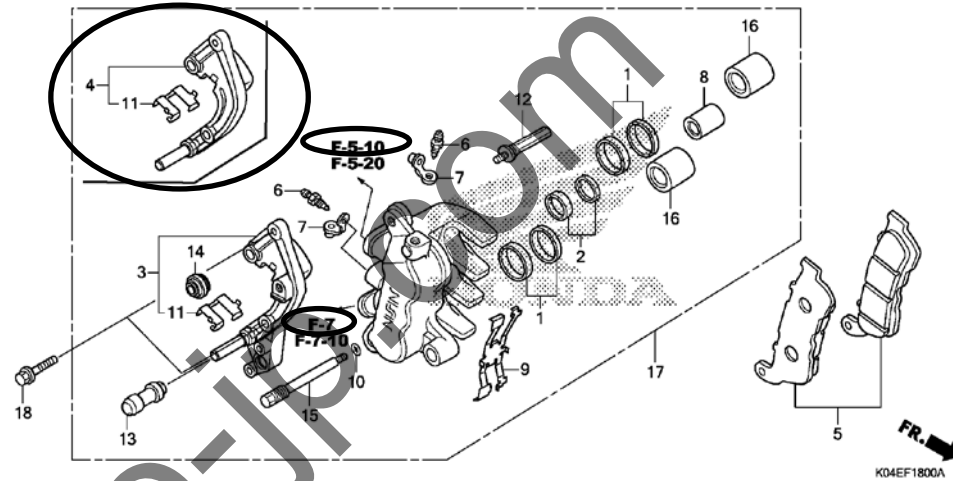
F-13	5	64338-K04-930	COVER, METER PANEL (A).....	1	-	64338-K04-900	HK
		64338-K04-930	COVER, METER PANEL (A).....	1	-	64338-K04-900	TU

BOOKNo. :13K04H01

Block No.	Ref. No.	Part No.	Description	Reqd. QTY	Base Part No.	Parts catalogue code
				NSS 300A H		

F-18 FRONT BRAKE CALIPER

Ref. No.	(Relative ref. Number)	Description	FRT
3	(4)	7111G0 BRACKET, FRONT CALIPER	0.2



F-18	3	BRACKET SUB ASSY., R. FR.....	0	06453-KVZ-661	HK
	4	06453-MCW-H01 BRACKET SUB ASSY., R. FR.....	1		HK
	5	06455-K04-931 PAD SET, FR. (NISSIN).....	1	06455-K04-701	HK
		06455-K04-931 PAD SET, FR. (NISSIN).....	-	06455-K04-701	TU
	17	45250-KVZ-631 CALIPER SUB ASSY., R. FR. (NISSIN)	1	45250-KVZ-661	HK
F-20	1	GUIDE, SENSOR CORD.....	0	38515-KSV-J40	HK
	2	SENSOR, FR. WHEEL SPEED.....	0	38520-K04-971	HK
	3	RING, RR. PULSER.....	0	42515-MBT-D50	HK
	9	44650-K04-930ZA WHEEL SUB ASSY., FR. *NH303M*		44650-K04-970ZA	
		MAT AXIS GRAY METALLIC	1		HK
	13	BOLT, TORX, 5X10.....	0	90131-KPB-751	HK

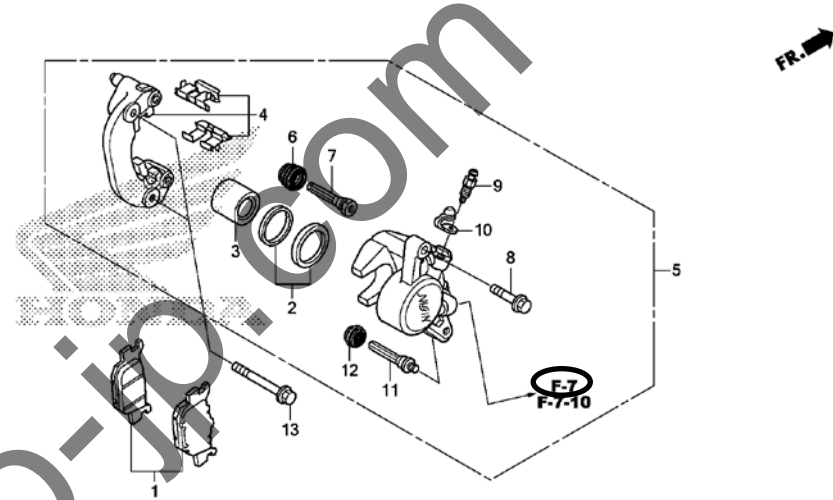
PARTS CATALOGUE NEWS

BOOKNo. :13K04H01

Block No.	Ref. No.	Part No.	Description	Reqd. QTY		Base Part No.	Parts catalogue code
				NSS 300A H	NSS 300 H		
	16		BOLT, FLANGE, 6X14.....	-	0	96001-06014-07	HK

F-21 REAR BRAKE CALIPER

ILLUSTRATION-CORRECTED



K04EF2100A

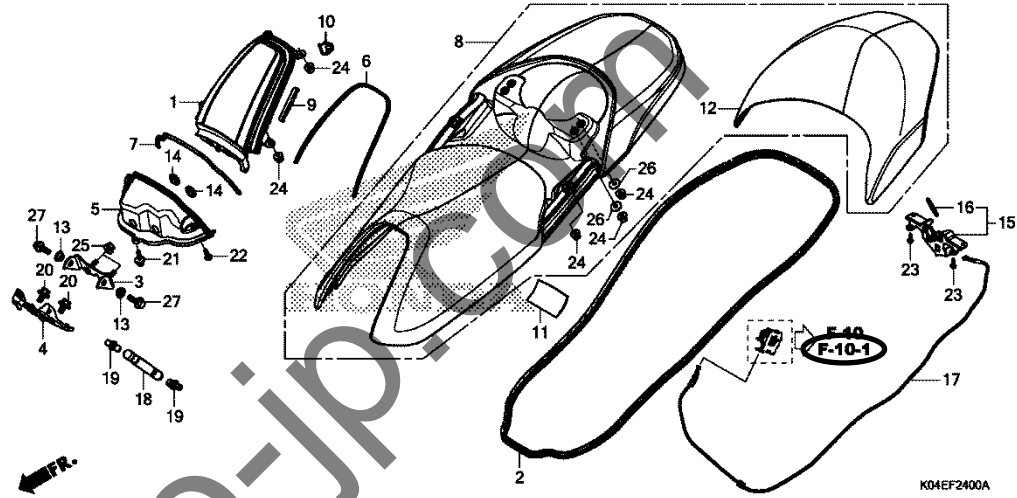
F-21	1	06435-K04-931	PAD SET, RR. (NISSIN).....	-	1	06435-K04-701	HK
		06435-K04-931	PAD SET, RR. (NISSIN).....	1	-	06435-K04-701	TU
F-22	4		RING, RR. PULSER.....	-	0	42515-MER-D01	HK
	5	42650-K04-933ZA	WHEEL SUB ASSY., RR. *NH303M* MAT AXIS GRAY METALLIC	-	1	42650-K04-973ZA	HK
	14		BOLT, TORX, 5X10.....	-	0	90131-KPB-751	HK

BOOKNo. :13K04H01

Block No.	Ref. No.	Part No.	Description	Reqd. QTY		Base Part No.	Parts catalogue code
				NSS 300A H	NSS 300 H		

F-24 SEAT

ILLUSTRATION-CORRECTED



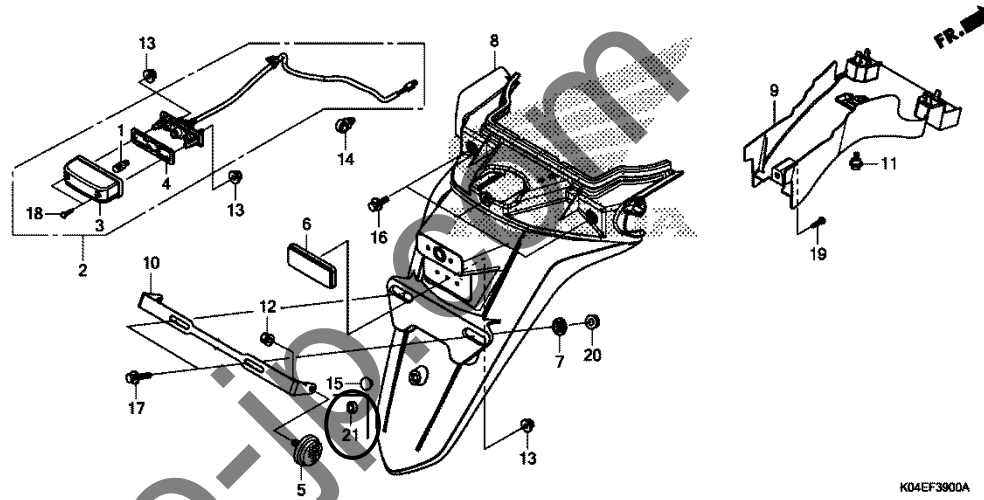
F-35	8	50523-K04-930	SUB SPRING, MAIN STAND.....	1	-		HK
		50523-K04-930	SUB SPRING, MAIN STAND.....	1	-		TU
	11	50542-KPH-970	SUB SPRING, SIDE STAND.....	1	-		HK
		50542-KPH-970	SUB SPRING, SIDE STAND.....	1	-		TU

PARTS CATALOGUE NEWS

BOOKNo. :13K04H01

Block No.	Ref. No.	Part No.	Description	Reqd. QTY		Base Part No.	Parts catalogue code
				NSS 300A H	NSS 300 H		

F-39 REAR FENDER (FO/HK/TU)



K04EF3900A

F-39	1	33301-SA0-741	BULB (12V 5W) (STANLEY).....	-	1		HK	
			33301-SA0-741	BULB (12V 5W) (STANLEY).....	1	-		TU
	2	33720-K04-931	LIGHT ASSY., LICENSE (12V 5W)...	-	1		HK	
			33720-K04-931	LIGHT ASSY., LICENSE (12V 5W)...	1	-		TU
	3	33722-K04-931	COVER COMP., LICENSE.....	-	1		HK	
			33722-K04-931	COVER COMP., LICENSE.....	1	-		TU
	4	33729-MCZ-003	PACKING, LENS.....	-	1		HK	
			33729-MCZ-003	PACKING, LENS.....	1	-		TU
	5	33741-KTG-U01	REFLECTOR, FR. REFLEX (AMBER).. (RR.)	-	2		HK	
			33741-KTG-U01	REFLECTOR, FR. REFLEX (AMBER).. (RR.)	2	-		TU
	6	33741-KWN-901	REFLECTOR, REFLEX.....	-	1		HK	

PARTS CATALOGUE NEWS

BOOKNo. :13K04H01

Block No.	Ref. No.	Part No.	Description	Reqd. QTY		Base Part No.	Parts catalogue code
				NSS 300A H	NSS 300 H		
		33741-KWN-901	REFLECTOR, REFLEX.....	1	-	TU	
	7	44125-MN5-000	COLLAR, FR. WHEEL COVER.....	-	2	HK	
		44125-MN5-000	COLLAR, FR. WHEEL COVER.....	2	-	TU	
	8	80105-K04-930	FENDER, RR.....	-	1	HK	
		80105-K04-930	FENDER, RR.....	1	-	TU	
	9	80107-K04-930	FENDER B, RR.....	-	1	HK	
		80107-K04-930	FENDER B, RR.....	1	-	TU	
	10	84700-K04-930	BRACKET, NUMBER PLATE.....	-	1	HK	
		84700-K04-930	BRACKET, NUMBER PLATE.....	1	-	TU	
	11	90116-KVB-900	BOLT, FLANGE, 6MM.....	-	1	HK	
		90116-KVB-900	BOLT, FLANGE, 6MM.....	1	-	TU	
	12	90301-KGH-901	NUT, U, 6MM(FUJI SEIMITSU)....	-	2	HK	
		90301-KGH-901	NUT, U, 6MM(FUJI SEIMITSU)....	2	-	TU	
	13	90301-KWN-901	NUT, U, 5MM.....	-	3	HK	
		90301-KWN-901	NUT, U, 5MM.....	3	-	TU	
	14	90683-SAO-003	CLIP, WIRE HARNESS, 25MM.....	-	1	HK	
		90683-SAO-003	CLIP, WIRE HARNESS, 25MM.....	1	-	TU	
	16	93404-06012-08	BOLT-WASHER, 6X12.....	-	3	HK	
		93404-06012-08	BOLT-WASHER, 6X12.....	3	-	TU	
	17	95701-06016-08	BOLT, FLANGE, 6X16.....	-	2	HK	
		95701-06016-08	BOLT, FLANGE, 6X16.....	2	-	TU	
	18	93901-24480	SCREW, TAPPING, 4X16.....	-	2	HK	
		93901-24480	SCREW, TAPPING, 4X16.....	2	-	TU	
	19	93903-34380	SCREW, TAPPING, 4X12.....	-	1	HK	

PARTS CATALOGUE NEWS

BOOKNo. :13K04H01

Block No.	Ref. No.	Part No.	Description	Reqd. QTY		Base Part No.	Parts catalogue code
				NSS 300A H	NSS 300 H		
		93903-34380	SCREW, TAPPING, 4X12.....	1	-	TU	
	20	94050-06080	NUT, FLANGE, 6MM.....	-	2	HK	
		94050-06080	NUT, FLANGE, 6MM.....	2	-	TU	
	21	90507-KRP-980	COLLAR, M6.....	-	1	HK	
		90507-KRP-980	COLLAR, M6.....	1	-	TU	
F-39-1	1		BULB(12V 5W) (STANLEY).....	-	0	33301-SA0-741	HK
			BULB(12V 5W) (STANLEY).....	0	-	33301-SA0-741	TU
	2		LIGHT ASSY., LICENSE(12V 5W)..	-	0	33720-K04-931	HK
			LIGHT ASSY., LICENSE(12V 5W)..	0	-	33720-K04-931	TU
	3		COVER COMP., LICENSE.....	-	0	33722-K04-931	HK
			COVER COMP., LICENSE.....	0	-	33722-K04-931	TU
	4		PACKING, LENS.....	-	0	33729-MCZ-003	HK
			PACKING, LENS.....	0	-	33729-MCZ-003	TU
	5		REFLECTOR, REFLEX.....	-	0	33741-KWN-901	HK
			REFLECTOR, REFLEX.....	0	-	33741-KWN-901	TU
	6		COLLAR, FR. WHEEL COVER.....	-	0	44125-MN5-000	HK
			COLLAR, FR. WHEEL COVER.....	0	-	44125-MN5-000	TU
	7		FENDER, RR.....	-	0	80105-K04-900	HK
			FENDER, RR.....	0	-	80105-K04-900	TU
	8		FENDER B, RR.....	-	0	80107-K04-930	HK
			FENDER B, RR.....	0	-	80107-K04-930	TU
	9		BRACKET, LICENSE LIGHT.....	-	0	80201-K04-900	HK
			BRACKET, LICENSE LIGHT.....	0	-	80201-K04-900	TU
	10		BRACKET, NUMBER PLATE.....	-	0	84700-K04-A00	HK

PARTS CATALOGUE NEWS

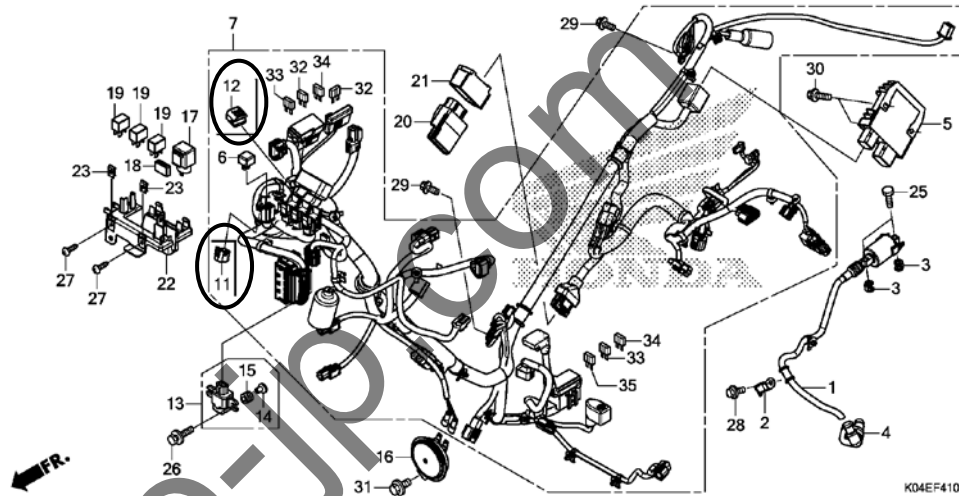
BOOKNo. :13K04H01

Block No.	Ref. No.	Part No.	Description	Reqd. QTY		Base Part No.	Parts catalogue code
				NSS 300A H	NSS 300 H		
			BRACKET, NUMBER PLATE.....	0	-	84700-K04-A00	TU
	11		BOLT, FLANGE, 6MM.....	-	0	90116-KVB-900	HK
			BOLT, FLANGE, 6MM.....	0	-	90116-KVB-900	TU
	12		NUT, U, 5MM.....	-	0	90301-KWN-901	HK
			NUT, U, 5MM.....	0	-	90301-KWN-901	TU
	13		CLIP, WIRE HARNESS, 25MM.....	-	0	90683-SA0-003	HK
			CLIP, WIRE HARNESS, 25MM.....	0	-	90683-SA0-003	TU
	14		PLUG, HOLE.....	-	0	90852-KPP-T00	HK
			PLUG, HOLE.....	0	-	90852-KPP-T00	TU
	15		BOLT-WASHER, 6X12.....	-	0	93404-06012-08	HK
			BOLT-WASHER, 6X12.....	0	-	93404-06012-08	TU
	16		SCREW, TAPPING, 4X16.....	-	0	93901-24480	HK
			SCREW, TAPPING, 4X16.....	0	-	93901-24480	TU
	17		SCREW, TAPPING, 4X12.....	-	0	93903-34380	HK
			SCREW, TAPPING, 4X12.....	0	-	93903-34380	TU
	18		SCREW, TAPPING, 5X16.....	-	0	93903-35310	HK
			SCREW, TAPPING, 5X16.....	0	-	93903-35310	TU
	19		NUT, FLANGE, 6MM.....	-	0	94050-06080	HK
			NUT, FLANGE, 6MM.....	0	-	94050-06080	TU
	20		BOLT, FLANGE, 6X16.....	-	0	95701-06016-08	HK
			BOLT, FLANGE, 6X16.....	0	-	95701-06016-08	TU
F-40	1	31500-K04-931	BATTERY ASSY. (FTZ12S) (FURUKAWA)	-	1	31500-K04-A01	HK
		31500-K04-931	BATTERY ASSY. (FTZ12S) (FURUKAWA)	1	-	31500-K04-A01	TU

BOOKNo. :13K04H01

Block No.	Ref. No.	Part No.	Description	Reqd. QTY		Base Part No.	Parts catalogue code
				NSS 300A H	NSS 300 H		

F-41 WIRE HARNESS



K04EF4100A

F-41	7	32100-K04-930	HARNESS, WIRE.....	1	-	32100-K04-A50	HK
		32100-K04-970	HARNESS, WIRE.....	1	-	32100-K04-A50	TU
	11	32605-GEV-761	CAP, DUMMY (WPC 4P 090 M) (NATURAL)	1	-		HK
		32605-GEV-761	CAP, DUMMY (WPC 4P 090 M) (NATURAL)	1	-		TU
	12	32606-MEL-D01	CAP, DUMMY (6P) (NATURAL)	1	-		HK
		32606-MEL-D01	CAP, DUMMY (6P) (NATURAL)	1	-		TU
	16	38110-K04-931	HORN COMP. (HIGH)	1	-	38110-K04-A01	HK
		38110-K04-931	HORN COMP. (HIGH)	1	-	38110-K04-A01	TU
	20	38770-K04-931	PGM-FI UNIT	1	-	38770-K04-A02	HK
		38770-K04-931	PGM-FI UNIT	1	-	38770-K04-A02	TU
	32	98200-40500	FUSE, MINI (5A)	6	-		TU

PARTS CATALOGUE NEWS

BOOKNo. :13K04H01

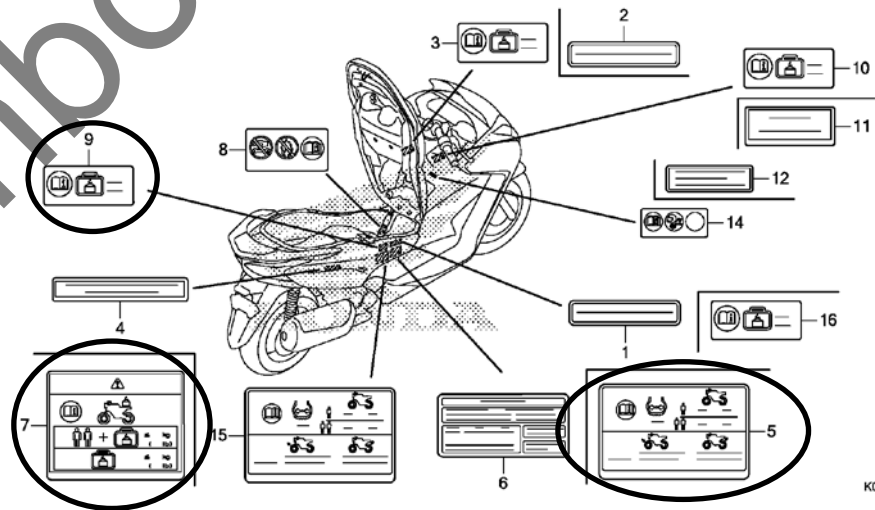
Block No.	Ref. No.	Part No.	Description	Reqd. QTY		Base Part No.	Parts catalogue code
				NSS 300A H	NSS 300 H		
	35	98200-43000	FUSE, MINI (30A).....	-	2	HK	

F-42 FRAME BODY

Ref. No.	(Relative ref. Number)	Description	FRT
4	411105	STAY, FRONT COVER	1.7
	411105C	.ABS add	0.3

F-42	4	50310-K04-930	STAY, FR. COVER.....	-	1	50310-K04-970	HK
F-43	7	19037-MCA-G61	CAP COMP., RADIATOR.....	-	1	19037-MCJ-K01	HK
		19037-MCA-G61	CAP COMP., RADIATOR.....	1	-	19037-MCJ-K01	TU
	8	19046-MCA-G61	LABEL, RADIATOR CAP (T. RAD)....	-	1	19055-MJF-H11	HK
		19046-MCA-G61	LABEL, RADIATOR CAP (T. RAD)....	1	-	19055-MJF-H11	TU

F-47 CAUTION LABEL



K04EF4700A

PARTS CATALOGUE NEWS

BOOKNo. :13K04H01

Block No.	Ref. No.	Part No.	Description	Reqd. QTY		Base Part No.	Parts catalogue code
				NSS 300A H	NSS 300 H		
F-47	1		LABEL, CARGO LIMIT (10KG) (KOREAN)	-	0	81218-KPB-B21	HK
			LABEL, CARGO LIMIT (10KG) (KOREAN)	0	-	81218-KPB-B21	TU
	2		LABEL, CARGO LIMIT (1.5KG) (KOREAN)	-	0	81219-KPB-B21	HK
			LABEL, CARGO LIMIT (1.5KG) (KOREAN)	0	-	81219-KPB-B21	TU
	3	81219-KTW-A60	LABEL, CARGO LIMIT (1.5KG) (PICTOGRAPH)	-	1		HK
		81219-KTW-A60	LABEL, CARGO LIMIT (1.5KG) (PICTOGRAPH)	1	-		TU
	4		PLATE, NAME	-	0	87125-GB0-900	HK
			PLATE, NAME	0	-	87125-GB0-900	TU
	5	87505-K04-930	LABEL, TIRE (PICTOGRAPH)	-	1		HK
		87505-K04-930	LABEL, TIRE (PICTOGRAPH)	1	-		TU
	6		LABEL, TIRE (KOREAN)	-	0	87505-K04-A00	HK
			LABEL, TIRE (KOREAN)	0	-	87505-K04-A00	TU
	7	87512-K04-930	LABEL, ACCESSORIES & LOADING (PICTOGRAPH)	-	1		HK
		87512-K04-930	LABEL, ACCESSORIES & LOADING (PICTOGRAPH)	1	-		TU
	8	87516-MCA-G60	LABEL, RR. DAMPER (PICTOGRAPH) .	-	1		HK
		87516-MCA-G60	LABEL, RR. DAMPER (PICTOGRAPH) .	1	-		TU
	9	87520-GEZ-D00	LABEL, CARGO LIMIT (10.0KG) (PICTOGRAPH)	-	1		HK
		87520-GEZ-D00	LABEL, CARGO LIMIT (10.0KG) (PICTOGRAPH)	1	-		TU
	10	87525-KTW-A60	LABEL, CARGO LIMIT (0.5KG) (PICTOGRAPH)	-	1		HK

PARTS CATALOGUE NEWS

BOOKNo. :13K04H01

Block No.	Ref. No.	Part No.	Description	Reqd. QTY		Base Part No.	Parts catalogue code
				NSS 300A H	NSS 300 H		
		87525-KTW-A60	LABEL, CARGO LIMIT (0.5KG) (PICTOGRAPH)	1	-		TU
	11		LABEL, CARGO LIMIT (0.5KG) (KOREAN)	-	0	87525-MCA-K00	HK
			LABEL, CARGO LIMIT (0.5KG) (KOREAN)	0	-	87525-MCA-K00	TU
	12		LABEL, DRIVE CAUTION (KOREAN) ..	-	0	87560-MBR-871	HK
			LABEL, DRIVE CAUTION (KOREAN) ..	0	-	87560-MBR-871	TU
	14	87586-MJN-D10	LABEL, FUEL & DRIVE (PICTOGRAPH)	-	1		HK
		87586-MJN-D10	LABEL, FUEL & DRIVE (PICTOGRAPH)	1	-		TU
F-48	1		MARK, COMBINED ABS *TYPE1*	-	0	61105-KVZ-660ZA	HK
			MARK, COMBINED ABS *TYPE2*	-	0	61105-KVZ-660ZB	HK

Jumboip.com



PARTS CATALOGUE NEWS

Honda Motor Co., Ltd.
Service Division Service Technology

Printed in Japan

CODE NO.	13K04H01
PARTS CATALOGUE NEWS	NSS300A NSS300AH
NEWS NO.	002

(TH-KD)

NEW MODEL NSS300AJ-2MA TYPE COMPONENT PARTS-MARKETED

This Parts News NSS300AJ-2MA type parts exclusively and respectively are based NSS300AH-TU type listed on the NSS300A Parts Catalogue.

All other parts not listed herein are the same as NSS300AH-TU type parts.

Model	Area code	Type	Applicable engine serial No.	Applicable frame serial No.	Applicable throttle body identification No.
NSS300AJ	2MA	Malaysia	NF04E-2500001~	MLHNF049*J5400001~	GQBHA A

NSS300A (NSS300AJ)

No.	MODEL		NSS300AJ						
	COLOR		Candy caribbean blue sea B-189C	Pearl himalayas white NH-A87P	Seal silver metallic NH-A14M	Applicable model		Applicable block No.	Ref. No.
	CODE		B189	NHA87	NHA14	Initial applicable model	Final applicable model		
	Name of colored parts	Basic part No.							
1	BACKREST COMP.	77210-K04-930	ZA	ZA	ZA			F-24	12
2	COVER SET, L. BODY	83650-K04-M00	ZC	ZA	ZB			F-15	3
3	COVER SET, R. BODY	83550-K04-M00	ZC	ZA	ZB			F-15	1
4	COVER SET, RR. BODY LOWER	83660-K04-M00	ZC	ZA	ZB			F-15	4
5	COVER, GRAB RAIL CENTER	84160-K04-930	ZM	ZB	ZD			F-15	10
6	COVER, L. FR. SIDE	64502-K04-930	ZM	ZB	ZD			F-12	5
7	COVER, L. SIDE	64432-K04-930	ZM	ZB	ZD			F-14	10
8	COVER, R. FR. SIDE	64501-K04-930	ZM	ZB	ZD			F-12	4
9	COVER, R. SIDE	64431-K04-930	ZM	ZB	ZD			F-14	9
10	COVER, RR. BODY UPPER	83751-K04-930	ZN	ZB	ZD			F-15	6
11	COVER, RR. GARB RAIL	84150-K04-930	ZM	ZB	ZD			F-15	9
12	EMBLEM, HONDA	86101-K04-930	ZA	ZA	ZA			F-48	2
13	FENDER SET, FR.	61000-K04-M00	ZC	ZB	ZA			F-11	1
14	GARNISH SET, SCREEN	64300-K04-930	ZP	ZB	ZF			F-12	1
15	HOLDER, HANDLE PIPE UPPER	53131-K20-900	ZB	ZB	ZB			F-9	5
16	MARK	86831-K04-A20	ZA	ZA	ZA			F-48	5

NSS300A (NSS300AJ)

No.	MODEL		NSS300AJ						Applicable block No.	Ref. No.
	COLOR		Candy caribbean blue sea B-189C	Pearl himalayas white NH-A87P	Seal silver metallic NH-A14M	Applicable model				
	CODE		B189	NHA87	NHA14	Initial applicable model	Final applicable model			
	Name of colored parts	Basic part No.								
17	MARK, COMBINED ABS	61105-KVZ-660	ZA	ZB	ZA			F-48	1	
18	MARK, HONDA	87125-MCN-850	ZA	ZA	ZA			F-48	4	
19	PANEL, L. FLOOR SIDE	83801-K04-930	ZM	ZB	ZD			F-15	7	
20	PANEL, R. FLOOR SIDE	83701-K04-930	ZM	ZB	ZD			F-15	5	
21	SEAT ASSY., DOUBLE	77200-K04-930	ZA	ZA	ZA			F-24	8	
22	VISOR SET, METER	67100-K04-700	ZA	ZA	ZA			F-12	8	
23	WHEEL SUB ASSY., FR.	44650-K04-970	ZA	ZA	ZA			F-20	9	
24	WHEEL SUB ASSY., RR.	42650-K04-973	ZA	ZA	ZA			F-22	5	

PARTS CATALOGUE NEWS

BOOKNo. :13K04H01

Block No.	Ref. No.	Part No.	Description	Reqd. QTY			Base Part No.	Parts catalogue code	
				NSS 300A H	NSS 300 H	NSS 300A J			
F-10-1	1	30430-K04-A21	RECEIVER ASSY., LOCK.....	-	-	1	30430-K04-305	2MA	
	2	35010-K04-A20	KEY SET (IMMOBI).....	-	-	1	35014-K04-305	2MA	
F-11	1	61000-K04-M00ZA	FENDER SET, FR. (WL) *TYPE3*.....	-	-	1		2MA	
		61000-K04-M00ZB	FENDER SET, FR. (WL) *TYPE2*.....	-	-	1	61000-K04-970ZK	2MA	
		61000-K04-M00ZC	FENDER SET, FR. (WL) *TYPE1*.....	-	-	1	61000-K04-970ZL	2MA	
			FENDER SET, FR. (WL) *TYPE4*.....	-	-	0	61000-K04-970ZH	2MA	
F-12	1	64300-K04-930ZP	GARNISH SET, SCREEN *B189C*.....	-	-	1		2MA	
			CANDY CARIBBEAN BLUE SEA						
				GARNISH SET, SCREEN *NHA35M*.....			0	64300-K04-930ZD	2MA
				ASTEROID BLACK METALLIC	-	-	0		2MA
	4	64501-K04-930ZM	COVER, R. FR. SIDE *B189C*.....	-	-	1		2MA	
			CANDY CARIBBEAN BLUE SEA						
				COVER, R. FR. SIDE *NHA35M*.....	-	-	0	64501-K04-930ZC	2MA
				ASTEROID BLACK METALLIC	-	-	0		2MA
5	64502-K04-930ZM	COVER, L. FR. SIDE *B189C*.....	-	-	1		2MA		
		CANDY CARIBBEAN BLUE SEA							
			COVER, L. FR. SIDE *NHA35M*.....	-	-	0	64502-K04-930ZC	2MA	
			ASTEROID BLACK METALLIC	-	-	0		2MA	
F-14	9	64431-K04-930ZM	COVER, R. SIDE *B189C*.....	-	-	1		2MA	
			CANDY CARIBBEAN BLUE SEA	-	-	1		2MA	

PARTS CATALOGUE NEWS

BOOKNo. :13K04H01

Block No.	Ref. No.	Part No.	Description	Reqd. QTY			Base Part No.	Parts catalogue code
				NSS 300A H	NSS 300 H	NSS 300A J		
			COVER, R. SIDE *NHA35M*. ASTEROID BLACK METALLIC	-	-	0	64431-K04-930ZC	2MA
	10	64432-K04-930ZM	COVER, L. SIDE *B189C*. CANDY CARIBBEAN BLUE SEA	-	-	1		2MA
			COVER, L. SIDE *NHA35M*. ASTEROID BLACK METALLIC	-	-	0	64432-K04-930ZC	2MA
F-15	1	83550-K04-M00ZA	COVER SET, R. BODY (WL) *NHA87P*. PEARL HIMALAYAS WHITE	-	-	1		2MA
		83550-K04-M00ZB	COVER SET, R. BODY (WL) *NHA14M* SEAL SILVER METALLIC	-	-	1		2MA
		83550-K04-M00ZC	COVER SET, R. BODY (WL) *B189C*. CANDY CARIBBEAN BLUE SEA	-	-	1		2MA
			COVER SET, R. BODY (WL) *TYPE4*.....	-	-	0	83550-K04-930ZA	2MA
			COVER SET, R. BODY (WL) *TYPE2*.....	-	-	0	83550-K04-930ZC	2MA
			COVER SET, R. BODY (WL) *TYPE1*.....	-	-	0	83550-K04-930ZD	2MA
	3	83650-K04-M00ZA	COVER SET, L. BODY (WL) *NHA87P*. PEARL HIMALAYAS WHITE	-	-	1		2MA
		83650-K04-M00ZB	COVER SET, L. BODY (WL) *NHA14M* SEAL SILVER METALLIC	-	-	1		2MA
		83650-K04-M00ZC	COVER SET, L. BODY (WL) *B189C*. CANDY CARIBBEAN BLUE SEA	-	-	1		2MA
			COVER SET, L. BODY (WL) *TYPE4*.....	-	-	0	83650-K04-930ZA	2MA
			COVER SET, L. BODY (WL) *TYPE2*.....	-	-	0	83650-K04-930ZC	2MA

PARTS CATALOGUE NEWS

BOOKNo. :13K04H01

Block No.	Ref. No.	Part No.	Description	Reqd. QTY			Base Part No.	Parts catalogue code
				NSS 300A H	NSS 300 H	NSS 300A J		
			COVER SET, L. BODY (WL) *TYPE1*.....	-	-	0	83650-K04-930ZD	2MA
4		83660-K04-M00ZA	COVER SET, RR. BODY LOWER (WL) *NHA87P* PEARL HIMALAYAS WHITE	-	-	1		2MA
		83660-K04-M00ZB	COVER SET, RR. BODY LOWER (WL) *NHA14M*. SEAL SILVER METALLIC	-	-	1		2MA
		83660-K04-M00ZC	COVER SET, RR. BODY LOWER (WL) *B189C* CANDY CARIBBEAN BLUE SEA	-	-	1		2MA
			COVER SET, RR. BODY LOWER (WL) *TYPE4*.....	-	-	0	83660-K04-930ZA	2MA
			COVER SET, RR. BODY LOWER (WL) *TYPE2*.....	-	-	0	83660-K04-930ZC	2MA
			COVER SET, RR. BODY LOWER (WL) *TYPE1*.....	-	-	0	83660-K04-930ZD	2MA
5		83701-K04-930ZM	PANEL, R. FLOOR SIDE *B189C* CANDY CARIBBEAN BLUE SEA	-	-	1		2MA
			PANEL, R. FLOOR SIDE *NHA35M* ASTEROID BLACK METALLIC	-	-	0	83701-K04-930ZC	2MA
6		83751-K04-930ZN	COVER, RR. BODY UPPER *B189C* CANDY CARIBBEAN BLUE SEA	-	-	1		2MA
			COVER, RR. BODY UPPER *NHA35M* ASTEROID BLACK METALLIC	-	-	0	83751-K04-930ZC	2MA
7		83801-K04-930ZM	PANEL, L. FLOOR SIDE *B189C* CANDY CARIBBEAN BLUE SEA	-	-	1		2MA
			PANEL, L. FLOOR SIDE *NHA35M* ASTEROID BLACK METALLIC	-	-	0	83801-K04-930ZC	2MA

PARTS CATALOGUE NEWS

BOOKNo. :13K04H01

Block No.	Ref. No.	Part No.	Description	Reqd. QTY			Base Part No.	Parts catalogue code
				NSS 300A H	NSS 300 H	NSS 300A J		
	9	84150-K04-930ZM	COVER, RR. GARB RAIL *B189C* CANDY CARIBBEAN BLUE SEA	-	-	1	2MA	
			COVER, RR. GARB RAIL *NHA35M* ASTEROID BLACK METALLIC	-	-	0	2MA	84150-K04-930ZC
	10	84160-K04-930ZM	COVER, GRAB RAIL CENTER *B189C* CANDY CARIBBEAN BLUE SEA	-	-	1	2MA	
			COVER, GRAB RAIL CENTER *NHA35M* ASTEROID BLACK METALLIC	-	-	0	2MA	84160-K04-930ZC
F-47	14	87586-MGN-D00	LABEL, FUEL & DRIVE (PICTOGRAPH)	-	-	1	2MA	87586-MJN-D10
F-48	3		EMBLEM (FORZA) *TYPE1*.....	-	-	0	2MA	86831-K04-930ZA
	5	86831-K04-A20ZA	MARK (NSS300) *TYPE1*.....	-	-	2	2MA	