

NSS300A

jumbo-jp.com

NSS300A_J
NSS300A_K
NSS300A_L

PARTS CATALOGUE

2

Jumbo-jp.com

FOREWORD INDEX

1

ENGINE GROUP

2

FRAME GROUP

3

PART NUMBER INDEX

4

PART NAME INDEX

5

Yumbo-jp.com

Instruction for use of parts catalogue

- **This parts catalogue has been created as of August 01, 2019.**
 - Since this date, the sales practice for repair parts may have been changed or the parts may have been eliminated (listed for those not for sale).
 - The modified information is reflected on the latest Electronic Parts Catalogue (EPC). Also, refer to the parts catalogue news for any change.
 - See the parts catalogue news for any revision that is made after August 01, 2019.
- **Always specify the part number when ordering a part.**
 - Check the model, type, serial numbers, color, maker, and the size as needed before ordering a part.
 - Note that the illustrations (part drawings) can differ from the actual parts in shape. They are given just to help you to refer to the parts.
- **When modifications or additions to this parts catalogue are made, a revised edition will be issued at an appropriate time, with successively progressing revision numbers on the cover. We recommend obtaining such revisions in order to keep your parts catalogue up-to-date at all times. To check whether a parts catalogue revision has been issued, please contact your Honda distributor.**

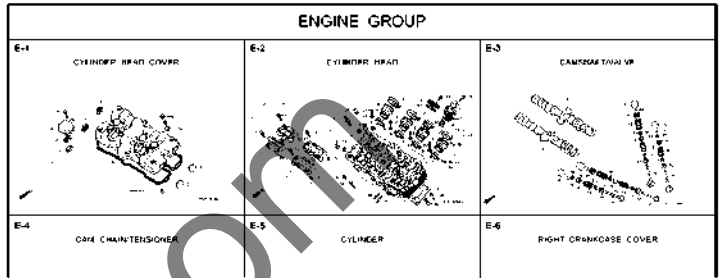
Initial version issue date
May 10, 2018
Honda Motor Co., Ltd.

CONTENTS

	Page
● Instruction for use of parts catalogue	1
● How to refer to the part information	2
● Part catalogue structure	3
● When the parts were revised	5
● Abbreviations used in the parts catalogue	5
● Part block and serial number check	6
● Color label attachment position check	6
● Models, parts catalogue codes and applicable serial numbers	7
● Color label	8
● Color chart	9
● Fuel hose, general purpose hoses and vinyl hose	42
● FLAT RATE SERVICE TIME	46
● Illustrated index	51
● ENGINE GROUP	58
● FRAME GROUP	82
● PART NO. INDEX	135
● PART NAME INDEX	139

How to refer to the part information

A Reference with "Illustrated index"



B Reference with "Part number index"

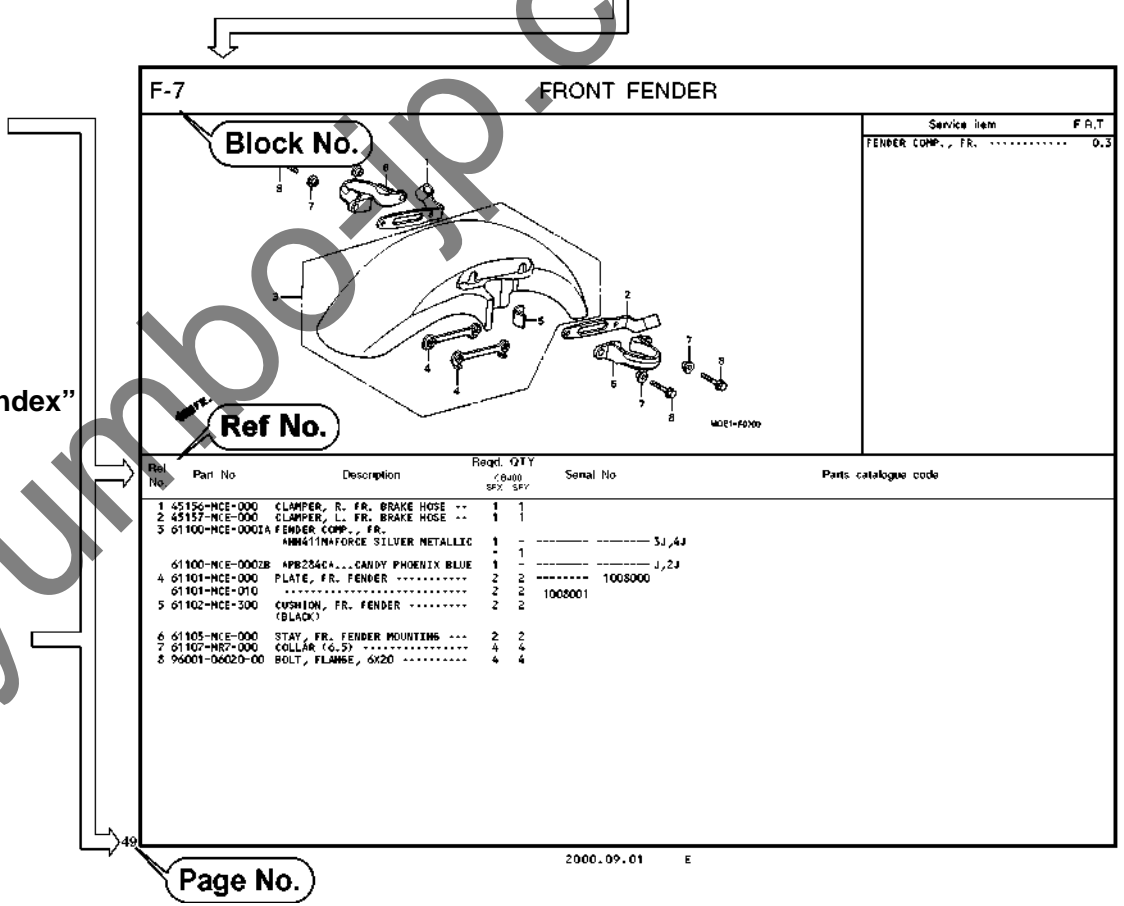
PART NO. INDEX

Part Number	Page	Ref.	Part Number	Page	Ref.
04000			13323-NV9-751	28	10
04911-MCE-000	26	1	13324-NV9-751	28	10
06000			13325-NV9-751	28	10
			13327-NV9-751	28	10
			14000		
06405-MY5-P00	57	3	14100-MCE-000	13	2
06405-MY5-P10	57	3	14200-MCE-000	13	3
06410-MY5-260	56	1	14321-MCE-000	14	2
06435-MCE-005	58	1	14401-MCE-000	16	3
06451-460-805	51	2	14510-MCE-000	16	4
06451-443-805	55	2	14520-NV9-691	16	5
06451-MA7-805	51	1	14524-MY9-690	16	6
06455-MCE-006	51	3	14566-MCE-000	16	7
			14620-MY9-691	16	8
11000			14711-MCE-000	13	4
11210-MCE-000	25	1	14712-MCE-000	13	5
11330-MCE-305	18	1	14721-MCE-000	13	6
11333-MY3-000	22	1	14722-MCE-000	13	7
11335-MCE-000	18	2	14730-MCE-000	13	8
11360-MCE-000	23	1	14731-MCE-000	13	9
11365-MCE-000	23	2	14731-NV9-751	13	10
11396-MY5-000	18	3	14751-MCE-000	13	11
11631-MCE-000	21	1	14751-MCE-000	13	12
11691-MY9-000	21	2	14761-MCE-000	13	13

C Reference with "Part name index"

PART NAME INDEX

Part name	Page	Ref.	Pa
[A]			
ADJUSTER, CHAIN	67	5	BOLT, CHANGE
ARM COMP., GEAR CHANGE	64	3	BOLT, CLUTCH
ARM, L. MAIN STEP	65	8	BOLT, CONNECT
ARM, L. PILLION STEP	65	12	BOLT, DISK, 4
ARM, R. MAIN STEP	65	5	BOLT, DISK, 4
ARM, R. PILLION STEP	65	11	BOLT, FLANGE
AUTO COCK ASSY., FUEL	73	3	BOLT, FLANGE
AXLE, FR. WHEEL	52	1	BOLT, FLANGE
AXLE, RR. WHEEL	56	3	BOLT, FLANGE
[B]			
BAG, AIR PRESSURE GAUGE	77	4	BOLT, FLANGE
BAG, SERVICE BOOK	77	1	BOLT, FLANGE
BAG, TOOL	77	3	BOLT, FLANGE
BALL, STEEL	65	20	BOLT, FLANGE
BAND A, INSULATOR	11	11	BOLT, FLANGE
BAND B, INSULATOR	11	12	BOLT, FLANGE
BAND, AIR CLEANER CONNECTING TUBE	62	22	BOLT, FLANGE
BAND, U-LOCK	70	3	BOLT, FLANGE
BAND, WIRE	26	14	BOLT, FLANGE
	43	21	BOLT, FLANGE
	7A	12	BOLT, FLANGE



Page No. []

2000.09.01 E

Part catalogue structure

Ref. No.	Part No.	Description	Reqd. QTY CB400 SFX SFY	Serial No.	Parts catalogue code
1	45156-MCE-000	CLAMPER, R. FR. BRAKE HOSE ..	1 1		
2	45157-MCE-000	CLAMPER, L. FR. BRAKE HOSE ..	1 1		
3	61100-MCE-000ZA	FENDER COMP., FR. *NH411M*FORCE SILVER METALLIC	1 -		
	61100-MCE-000ZB	*PB284C*..CANDY PHOENIX BLUE	- 1		
4	61101-MCE-000	PLATE, FR. FENDER	2 2	1008000	
	61101-MCE-010	2 2	1008001	
5	61102-MCE-300	CUSHION, FR. FENDER	2 2		
		(BLACK)			

① Block title ② Block number

③ Service item/Flat rate time

④ Reference number

- Title number marked with the parenthesis or parentheses indicates that it continues from the previous page.

⑤ Part number ⑥ Honda color code

⑦ Description

⑧ As assemblies

- Sections framed with broken lines in the exploded view drawings are available as complete assemblies. (Their individual parts can also be obtained.)

⑨ Color description

⑩ Note

- Notes are shown with the parentheses in the part name column.

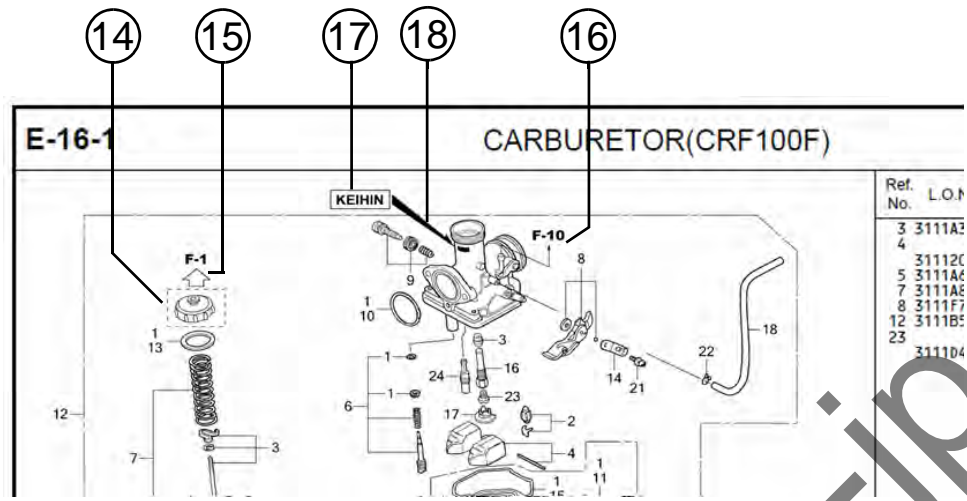
⑪ Required quantity

- Reqd. QTY shown in the parenthesis or parentheses indicates the optional part.
- Reqd. QTY marked with "N" indicates the optional part that should be selected as needed.
- Reqd. QTY indicates the number of the part used in the block.

⑫ Serial number


⑬ Parts catalogue code

- When the parts catalogue code column is blank, it indicates that the part is applicable to all codes.



- ⑭
 - Parts enclosed within a dotted line are covered in a different block.
- ⑮
 - A hollow arrow indicates the block No. for the parts enclosed within a dotted line .
- ⑯
 - A solid arrow indicates the block No. the part in question is connected to.
- ⑰ **Replacement Identification Information for Designated Part No.**
- ⑱ **Location of Replacement Identification Information for Designated Part No.**
 - If an arrow mark is indicated in 18, the part is incompatible with a different part No.
 - Make sure to order the part of the same manufacture, including the component part.
 - To make an order, indicate the part No., which includes the symbol displayed on the applicable section of the part to be replaced.

When the parts were revised



Ref. No.	Part No.	Description	Reqd. QTY		Serial No.
			QB400	SFX SFY	
1	45156-MCE-000	CLAMPER, R. FR. BRAKE HOSE ..	1	1	
2	45157-MCE-000	CLAMPER, L. FR. BRAKE HOSE ..	1	1	
3	61100-MCE-000ZA	FENDER COMP., FR. *NH411M*FORCE SILVER METALLIC	1	-	3J,4J
	61100-MCE-000ZB	*PE284C*...CANDY PHOENIX BLUE	1	-	J,2J
4	61101-MCE-000	PLATE, FR. FENDER (###).....	2	2	1008000
	61101-MCE-010	2	2	1008001
5	61102-MCE-300	CUSHION, FR. FENDER (BLACK)	2	2	
6	61105-MCE-000	STAY, FR. FENDER MOUNTING ...	2	2	
7	61107-MR7-000	COLLAR (6,5)	4	4	
8	96001-06020-00	BOLT, FLANGE, 6X20	4	4	


The number has been used from the initial model without revision.

When shown at the left side, it is applicable to the models of No.1008001 and the subsequent numbers.

When shown at the right side, it is applicable to the models up to No.1008000.

The parts listed with "###" at the end of the parts name have limited supply period (parts not for sale).

Abbreviations used in the parts catalogue



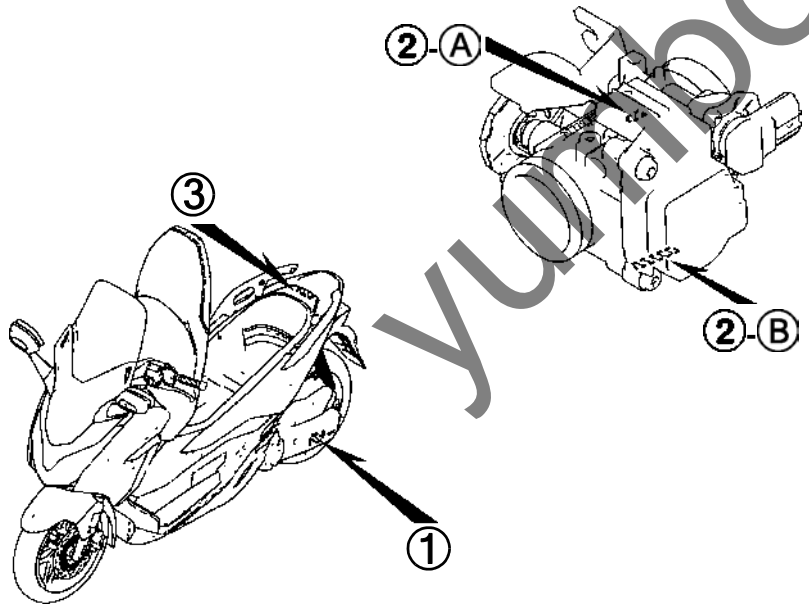
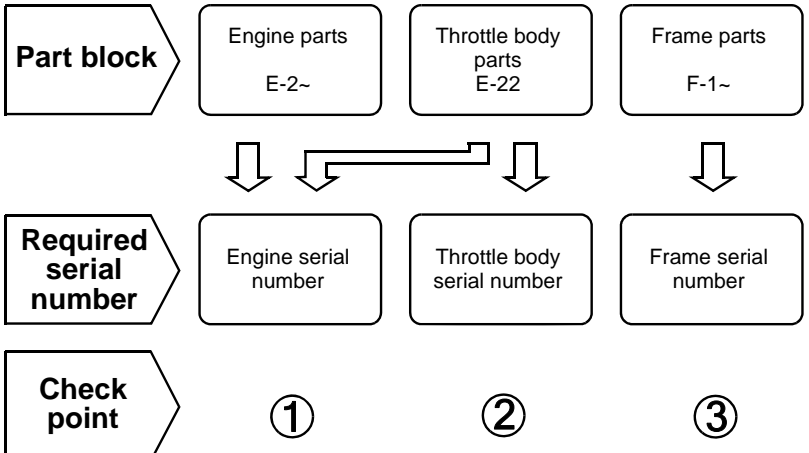
* "L." or "R." in the description of a part stands for the LEFT hand side or the RIGHT hand side. Determine the left or right as if you were in the motorcycle seat.

The following abbreviations are used in this parts catalogue.

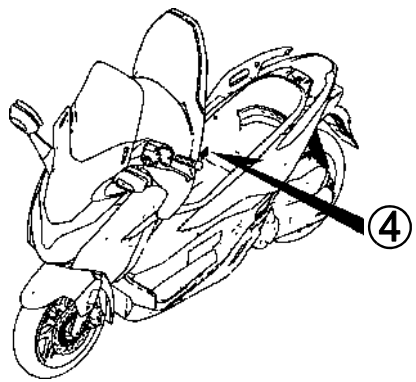
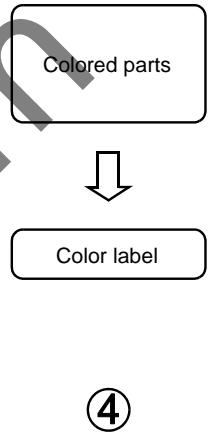
A	Ampere	L.	Left
ABS	Anti-lock brake system	L (100L) ..	Link (100 Links)
A.C.	Alternating current	L.E.D.	Light emitted diode
A.M.	Attaching mark	MM	Millimeter
ASSY.	Assembly	MPH	Miles per hour
C.D.I.	Capacitive discharge ignition	R.	Right
COMP. ...	Complete	RR.	Rear
CP.	Candle power	STD.	Standard
D.C.	Direct current	T (22T) ...	Tooth (22 Teeth)
EX.	Exhaust	TCS	Traction control system
FR.	Front	T.M.	Transcript mark
G	Gram	V	Volt
HEX.	Hexagonal	W	Watt
IN.	Inlet	WL	With labelling
KPH	Kilometers per hour	WOL	Without labelling

1

Part block and serial number check



Color label attachment position check



Models, parts catalogue codes and applicable serial numbers

Models, parts catalogue codes and applicable serial Nos. given in this parts catalogue can be identified as follows.
 Parts with parts catalogue codes are exclusive for models destined for countries designated.
 If no area codes are listed, parts are for common use.

Model	Area code	Type	Applicable engine serial No.	Applicable frame serial No.	Applicable throttle body identification No.
NSS300Aj	FO	Taiwan	NF07E-2000001~2099999	MLHNF079*J5000001~J5099999	QBYA A
	KO	Korea		MLHNF07K*J5000001~J5099999	
	MA	Malaysia		MLHNF079*J5000001~J5099999	
	U	Australia		MLHNF07U*J5000001~J5099999	
NSS300Ak	FO	Taiwan	NF07E-6000001~6099999	MLHNF079*K5100001~K5199999	QBYA A
	KO	Korea		MLHNF07K*K5100001~K5199999	
NSS300AL	2FO	Taiwan	NF07E-7000001~	MLHNF079*L5200001~	QBYA A
	FO				
	KO	Korea	NF07E-6100001~	MLHNF07K*L5200001~	
	MA	Malaysia	NF07E-8000001~	MLHNF079*L5200001~	
	U	Australia	NF07E-9000001~	MLHNF07U*L5100001~	

* Of carburetor/throttle body identification numbers, only the portions underlined in the example below are used for registration.

QQ BYA A KC 7
 (A) (B)

1

Color label

- When ordering parts, check the model name, main color, and code by observing the "COLOR LABEL" on the vehicle.
- When ordering a colored part, use the color chart in the instruction for use of parts catalogue.

VFR800FIW		MODEL		VFR800FIW					
COLOR	R-157	COLOR		Sparkling silver metallic	Mute black metallic	Applicable model		Applicable block No.	Key
CODE	R157	CODE		NH-285V	NH-353M	Initial applicable model	Final applicable model		
		Name of colored parts	Basic part No.	NH1295	NH1359				
1									
2									
3									
4									
5									
6									
7									
8									
9									
10									

Jumbo110.com

Color chart

- When ordering a colored part, refer to the chart below and use a part number consisting of the relevant basic part number to which has been added a part color code.

NSS300A (NSS300AJ).....FO

No.	MODEL		NSS300AJ						Applicable block No.	Ref. No.
	COLOR		Pearl horizon white	Asteroid black metallic	Sword silver metallic	Applicable model				
	CODE		NH-B61P	NH-A35M	NH-A95M	Initial applicable model	Final applicable model			
	Name of colored parts	Basic part No.	NHB61	NHA35	NHA95					
1	COVER SET, HANDLE TOP	53204-K0B-T00	ZA	ZA	ZA			F-9	3	
2	COVER SET, L. BODY	83300-K0B-T00	ZB	ZD	ZC			F-15	5	
3	COVER SET, LICENSE LIGHT	80110-K0B-T00	ZA	ZA	ZA			F-39	6	
4	COVER SET, R. BODY	83200-K0B-T00	ZB	ZD	ZC			F-15	4	
5	COVER, CENTER	81121-K0B-T00	ZA	ZA	ZA			F-13	12	
6	COVER, FR. CENTER	64510-K0B-T00	ZA	ZA	ZA			F-12	10	
7	COVER, FR. LOWER	64520-K0B-T00	ZA	ZA	ZA			F-12	11	
8	COVER, HANDLE LOWER	53206-K0B-T00	ZA	ZA	ZA			F-9	5	
9	COVER, HANDLE UPPER	53205-K0B-T00	ZA	ZA	ZA			F-9	4	
10	COVER, INNER	81130-K0B-T00	ZA	ZA	ZA			F-13	13	
11	COVER, INNER BOX LID	81155-K0B-T00	ZB	ZD	ZC			F-13	19	
12	COVER, L. FR. BODY	83620-K0B-T00	ZA	ZH	ZC			F-15	9	
13	COVER, L. FR. FLOOR SIDE	64432-K0B-T00	ZG	ZL	ZJ			F-14	13	
14	COVER, L. FR. SIDE	64502-K0B-T00	ZG	ZJ	ZH			F-12	9	
15	COVER, L. FR. SIDE INNER	64540-K0B-T00	ZC	ZC	ZA			F-13	10	
16	COVER, L. MIRROR BASE	88225-K0B-T00	ZA	ZA	ZA			F-3	8	
17	COVER, L. RR. FLOOR SIDE	64434-K0B-T00	ZB	ZB	ZB			F-14	15	
18	COVER, NECK GUARD	81135-K0B-T00	ZE	ZE	ZC			F-13	14	

NSS300A (NSS300AJ).....FO

No.	MODEL		NSS300AJ						
	COLOR		Pearl horizon white	Asteroid black metallic	Sword silver metallic	Applicable model		Applicable block No.	Ref. No.
	CODE		NH-B61P	NH-A35M	NH-A95M	Initial applicable model	Final applicable model		
	Name of colored parts	Basic part No.	NHB61	NHA35	NHA95				
19	COVER, R. FR. BODY	83520-K0B-T00	ZA	ZH	ZC			F-15	7
20	COVER, R. FR. FLOOR SIDE	64431-K0B-T00	ZG	ZL	ZJ			F-14	12
21	COVER, R. FR. SIDE	64501-K0B-T00	ZG	ZJ	ZH			F-12	8
22	COVER, R. FR. SIDE INNER	64530-K0B-T00	ZC	ZC	ZA			F-13	9
23	COVER, R. MIRROR BASE	88215-K0B-T00	ZA	ZA	ZA			F-3	7
24	COVER, R. RR. FLOOR SIDE	64433-K0B-T00	ZB	ZB	ZB			F-14	14
25	COVER, RR. CENTER UPPER	83701-K0B-T00	ZA	ZH	ZD			F-15	10
26	COVER, SEAT HINGE	77110-K0B-T00	ZA	ZA	ZA			F-24	1
27	DUCT, FR. METER PANEL	64335-K0B-T00	ZA	ZA	ZA			F-12	3
28	EMBLEM	86831-K0B-T00	ZA	ZA	ZA			F-48	4
29	FENDER SET A, FR.	61110-K0B-T00	ZD	ZC	ZB			F-11	2
30	GARNISH, HANDLE COVER	53208-K0B-T00	ZE	ZE	ZC			F-9	7
31	GARNISH, L. METER	64346-K0B-T00	ZC	ZC	ZA			F-12	7
32	GARNISH, R. METER	64345-K0B-T00	ZC	ZC	ZA			F-12	6
33	GARNISH, SCREEN	64305-K0B-T00	ZE	ZH	ZF			F-12	2
34	GRIP, L. RR.	77340-K0B-T00	ZA	ZA	ZA			F-15	3
35	GRIP, R. RR.	77330-K0B-T00	ZA	ZA	ZA			F-15	1
36	LID ASSY., INNER BOX	81220-K0B-T00	ZA	ZA	ZA			F-13	24
37	LID, FUEL	64405-K0B-T00	ZA	ZA	ZA			F-13	4
38	LID, PLUG MAINTENANCE	64323-K0B-T00	ZA	ZA	ZA			F-14	8

NSS300A (NSS300AJ).....FO

No.	MODEL		NSS300AJ						
	COLOR		Pearl horizon white	Asteroid black metallic	Sword silver metallic	Applicable model		Applicable block No.	Ref. No.
	CODE		NH-B61P	NH-A35M	NH-A95M	Initial applicable model	Final applicable model		
	Name of colored parts	Basic part No.	NHB61	NHA35	NHA95				
39	MARK, ABS	86611-MGZ-D10	ZC	ZB	ZC			F-48	3
40	MARK, HONDA	86101-K40-F30	ZA	ZA	ZA			F-48	1
41	MARK, HONDA	86102-K40-F00	ZA	ZA	ZA			F-48	2
42	PANEL, FR. METER	64336-K0B-T00	ZA	ZA	ZA			F-12	4
43	PANEL, RR. METER	64337-K0B-T00	ZA	ZA	ZA			F-12	5
44	SEAT COMP., DOUBLE	77200-K0B-T00	ZB	ZA	ZA			F-24	4
45	STEP, L. FLOOR	64321-K0B-T00	ZA	ZA	ZA			F-14	6
46	STEP, R. FLOOR	64311-K0B-T00	ZA	ZA	ZA			F-14	3
47	VISOR SET, FR.	67100-K0B-T00	ZA	ZA	ZA			F-44	10

NSS300A (NSS300AJ).....KO

No.	MODEL		NSS300AJ						
	COLOR		Pearl horizon white	Mat gunpowder black metallic	Sword silver metallic	Applicable model		Applicable block No.	Ref. No.
	CODE		NH-B61P	NH-436M	NH-A95M	Initial applicable model	Final applicable model		
	Name of colored parts	Basic part No.	NHB61	NH436	NHA95				
1	COVER SET, HANDLE TOP	53204-K0B-T00	ZA	ZA	ZA			F-9	3
2	COVER SET, L. BODY	83300-K0B-T00	ZB	ZA	ZC			F-15	5
3	COVER SET, LICENSE LIGHT	80110-K0B-T00	ZA	ZA	ZA			F-39	6
4	COVER SET, R. BODY	83200-K0B-T00	ZB	ZA	ZC			F-15	4
5	COVER, CENTER	81121-K0B-T00	ZA	ZA	ZA			F-13	12
6	COVER, FR. CENTER	64510-K0B-T00	ZA	ZA	ZA			F-12	10
7	COVER, FR. LOWER	64520-K0B-T00	ZA	ZA	ZA			F-12	11
8	COVER, HANDLE LOWER	53206-K0B-T00	ZA	ZA	ZA			F-9	5
9	COVER, HANDLE UPPER	53205-K0B-T00	ZA	ZA	ZA			F-9	4
10	COVER, INNER	81130-K0B-T00	ZA	ZA	ZA			F-13	13
11	COVER, INNER BOX LID	81155-K0B-T00	ZB	ZA	ZC			F-13	19
12	COVER, L. FR. BODY	83620-K0B-T00	ZA	ZF	ZC			F-15	9
13	COVER, L. FR. FLOOR SIDE	64432-K0B-T00	ZG	ZC	ZJ			F-14	13
14	COVER, L. FR. SIDE	64502-K0B-T00	ZG	ZF	ZH			F-12	9
15	COVER, L. FR. SIDE INNER	64540-K0B-T00	ZC	ZB	ZA			F-13	10
16	COVER, L. MIRROR BASE	88225-K0B-T00	ZA	ZA	ZA			F-3	8
17	COVER, L. RR. FLOOR SIDE	64434-K0B-T00	ZB	ZB	ZB			F-14	15
18	COVER, NECK GUARD	81135-K0B-T00	ZE	ZD	ZC			F-13	14
19	COVER, R. FR. BODY	83520-K0B-T00	ZA	ZF	ZC			F-15	7
20	COVER, R. FR. FLOOR SIDE	64431-K0B-T00	ZG	ZC	ZJ			F-14	12

NSS300A (NSS300AJ).....KO

No.	MODEL		NSS300AJ						
	COLOR		Pearl horizon white NH-B61P	Mat gunpowder black metallic NH-436M	Sword silver metallic NH-A95M	Applicable model		Applicable block No.	Ref. No.
	CODE		NHB61	NH436	NHA95	Initial applicable model	Final applicable model		
	Name of colored parts	Basic part No.							
21	COVER, R. FR. SIDE	64501-K0B-T00	ZG	ZF	ZH			F-12	8
22	COVER, R. FR. SIDE INNER	64530-K0B-T00	ZC	ZB	ZA			F-13	9
23	COVER, R. MIRROR BASE	88215-K0B-T00	ZA	ZA	ZA			F-3	7
24	COVER, R. RR. FLOOR SIDE	64433-K0B-T00	ZB	ZB	ZB			F-14	14
25	COVER, RR. CENTER UPPER	83701-K0B-T00	ZA	ZG	ZD			F-15	10
26	COVER, SEAT HINGE	77110-K0B-T00	ZA	ZA	ZA			F-24	1
27	DUCT, FR. METER PANEL	64335-K0B-T00	ZA	ZA	ZA			F-12	3
28	EMBLEM	86831-K0B-T00	ZA	ZA	ZA			F-48	4
29	FENDER SET A, FR.	61110-K0B-T00	ZD	ZA	ZB			F-11	2
30	GARNISH, HANDLE COVER	53208-K0B-T00	ZE	ZD	ZC			F-9	7
31	GARNISH, L. METER	64346-K0B-T00	ZC	ZB	ZA			F-12	7
32	GARNISH, R. METER	64345-K0B-T00	ZC	ZB	ZA			F-12	6
33	GARNISH, SCREEN	64305-K0B-T00	ZE	ZG	ZF			F-12	2
34	GRIP, L. RR.	77340-K0B-T00	ZA	ZA	ZA			F-15	3
35	GRIP, R. RR.	77330-K0B-T00	ZA	ZA	ZA			F-15	1
36	LID ASSY., INNER BOX	81220-K0B-T00	ZA	ZA	ZA			F-13	24
37	LID, FUEL	64405-K0B-T00	ZA	ZA	ZA			F-13	4
38	LID, PLUG MAINTENANCE	64323-K0B-T00	ZA	ZA	ZA			F-14	8
39	MARK, ABS	86611-MGZ-D10	ZC	ZA	ZC			F-48	3
40	MARK, HONDA	86101-K40-F30	ZA	ZA	ZA			F-48	1

NSS300A (NSS300AJ).....KO

No.	MODEL		NSS300AJ						
	COLOR		Pearl horizon white	Mat gunpowder black metallic	Sword silver metallic	Applicable model		Applicable block No.	Ref. No.
	CODE		NH-B61P	NH-436M	NH-A95M	Initial applicable model	Final applicable model		
	Name of colored parts	Basic part No.	NHB61	NH436	NHA95				
41	MARK, HONDA	86102-K40-F00	ZA	ZA	ZA			F-48	2
42	PANEL, FR. METER	64336-K0B-T00	ZA	ZA	ZA			F-12	4
43	PANEL, RR. METER	64337-K0B-T00	ZA	ZA	ZA			F-12	5
44	SEAT COMP., DOUBLE	77200-K0B-T00	ZB	ZB	ZA			F-24	4
45	STEP, L. FLOOR	64321-K0B-T00	ZA	ZA	ZA			F-14	6
46	STEP, R. FLOOR	64311-K0B-T00	ZA	ZA	ZA			F-14	3
47	VISOR SET, FR.	67100-K0B-T00	ZA	ZA	ZA			F-44	10

NSS300A (NSS300AJ).....MA

No.	MODEL		NSS300AJ						
	COLOR		Pearl horizon white	Asteroid black metallic	Sword silver metallic	Applicable model		Applicable block No.	Ref. No.
	CODE		NH-B61P	NH-A35M	NH-A95M	Initial applicable model	Final applicable model		
	Name of colored parts	Basic part No.	NHB61	NHA35	NHA95				
1	COVER SET, HANDLE TOP	53204-K0B-T00	ZA	ZA	ZA			F-9	3
2	COVER SET, L. BODY	83300-K0B-T00	ZB	ZD	ZC			F-15	5
3	COVER SET, LICENSE LIGHT	80110-K0B-T00	ZA	ZA	ZA			F-39	6
4	COVER SET, R. BODY	83200-K0B-T00	ZB	ZD	ZC			F-15	4
5	COVER, CENTER	81121-K0B-T00	ZA	ZA	ZA			F-13	12
6	COVER, FR. CENTER	64510-K0B-T00	ZA	ZA	ZA			F-12	10
7	COVER, FR. LOWER	64520-K0B-T00	ZA	ZA	ZA			F-12	11
8	COVER, HANDLE LOWER	53206-K0B-T00	ZA	ZA	ZA			F-9	5
9	COVER, HANDLE UPPER	53205-K0B-T00	ZA	ZA	ZA			F-9	4
10	COVER, INNER	81130-K0B-T00	ZA	ZA	ZA			F-13	13
11	COVER, INNER BOX LID	81155-K0B-T00	ZB	ZD	ZC			F-13	19
12	COVER, L. FR. BODY	83620-K0B-T00	ZA	ZH	ZC			F-15	9
13	COVER, L. FR. FLOOR SIDE	64432-K0B-T00	ZG	ZL	ZJ			F-14	13
14	COVER, L. FR. SIDE	64502-K0B-T00	ZG	ZJ	ZH			F-12	9
15	COVER, L. FR. SIDE INNER	64540-K0B-T00	ZC	ZC	ZA			F-13	10
16	COVER, L. MIRROR BASE	88225-K0B-T00	ZA	ZA	ZA			F-3	8
17	COVER, L. RR. FLOOR SIDE	64434-K0B-T00	ZB	ZB	ZB			F-14	15
18	COVER, NECK GUARD	81135-K0B-T00	ZE	ZE	ZC			F-13	14
19	COVER, R. FR. BODY	83520-K0B-T00	ZA	ZH	ZC			F-15	7
20	COVER, R. FR. FLOOR SIDE	64431-K0B-T00	ZG	ZL	ZJ			F-14	12

NSS300A (NSS300AJ).....MA

No.	MODEL		NSS300AJ						
	COLOR		Pearl horizon white	Asteroid black metallic	Sword silver metallic	Applicable model		Applicable block No.	Ref. No.
	CODE		NH-B61P	NH-A35M	NH-A95M	Initial applicable model	Final applicable model		
	Name of colored parts	Basic part No.	NHB61	NHA35	NHA95				
21	COVER, R. FR. SIDE	64501-K0B-T00	ZG	ZJ	ZH			F-12	8
22	COVER, R. FR. SIDE INNER	64530-K0B-T00	ZC	ZC	ZA			F-13	9
23	COVER, R. MIRROR BASE	88215-K0B-T00	ZA	ZA	ZA			F-3	7
24	COVER, R. RR. FLOOR SIDE	64433-K0B-T00	ZB	ZB	ZB			F-14	14
25	COVER, RR. CENTER UPPER	83701-K0B-T00	ZA	ZH	ZD			F-15	10
26	COVER, SEAT HINGE	77110-K0B-T00	ZA	ZA	ZA			F-24	1
27	DUCT, FR. METER PANEL	64335-K0B-T00	ZA	ZA	ZA			F-12	3
28	EMBLEM	86831-K0B-T00	ZA	ZA	ZA			F-48	4
29	FENDER SET A, FR.	61110-K0B-T00	ZD	ZC	ZB			F-11	2
30	GARNISH, HANDLE COVER	53208-K0B-T00	ZE	ZE	ZC			F-9	7
31	GARNISH, L. METER	64346-K0B-T00	ZC	ZC	ZA			F-12	7
32	GARNISH, R. METER	64345-K0B-T00	ZC	ZC	ZA			F-12	6
33	GARNISH, SCREEN	64305-K0B-T00	ZE	ZH	ZF			F-12	2
34	GRIP, L. RR.	77340-K0B-T00	ZA	ZA	ZA			F-15	3
35	GRIP, R. RR.	77330-K0B-T00	ZA	ZA	ZA			F-15	1
36	LID ASSY., INNER BOX	81220-K0B-T00	ZA	ZA	ZA			F-13	24
37	LID, FUEL	64405-K0B-T00	ZA	ZA	ZA			F-13	4
38	LID, PLUG MAINTENANCE	64323-K0B-T00	ZA	ZA	ZA			F-14	8
39	MARK, ABS	86611-MGZ-D10	ZC	ZB	ZC			F-48	3
40	MARK, HONDA	86101-K40-F30	ZA	ZA	ZA			F-48	1

NSS300A (NSS300AJ).....MA

No.	MODEL		NSS300AJ						
	COLOR		Pearl horizon white	Asteroid black metallic	Sword silver metallic	Applicable model		Applicable block No.	Ref. No.
	CODE		NH-B61P	NH-A35M	NH-A95M	Initial applicable model	Final applicable model		
	Name of colored parts	Basic part No.	NHB61	NHA35	NHA95				
41	MARK, HONDA	86102-K40-F00	ZA	ZA	ZA			F-48	2
42	PANEL, FR. METER	64336-K0B-T00	ZA	ZA	ZA			F-12	4
43	PANEL, RR. METER	64337-K0B-T00	ZA	ZA	ZA			F-12	5
44	SEAT COMP., DOUBLE	77200-K0B-T00	ZB	ZA	ZA			F-24	4
45	STEP, L. FLOOR	64321-K0B-T00	ZA	ZA	ZA			F-14	6
46	STEP, R. FLOOR	64311-K0B-T00	ZA	ZA	ZA			F-14	3
47	VISOR SET, FR.	67100-K0B-T00	ZA	ZA	ZA			F-44	10

JumboIP.com

NSS300A (NSS300AJ).....U

No.	MODEL		NSS300AJ					
	COLOR		Pearl horizon white NH-B61P	Sword silver metallic NH-A95M	Applicable model		Applicable block No.	Ref. No.
	CODE		NHB61	NHA95	Initial applicable model	Final applicable model		
	Name of colored parts	Basic part No.						
1	COVER SET, HANDLE TOP	53204-K0B-T00	ZA	ZA			F-9	3
2	COVER SET, L. BODY	83300-K0B-T00	ZB	ZC			F-15	5
3	COVER SET, LICENSE LIGHT	80110-K0B-T00	ZA	ZA			F-39	6
4	COVER SET, R. BODY	83200-K0B-T00	ZB	ZC			F-15	4
5	COVER, CENTER	81121-K0B-T00	ZA	ZA			F-13	12
6	COVER, FR. CENTER	64510-K0B-T00	ZA	ZA			F-12	10
7	COVER, FR. LOWER	64520-K0B-T00	ZA	ZA			F-12	11
8	COVER, HANDLE LOWER	53206-K0B-T00	ZA	ZA			F-9	5
9	COVER, HANDLE UPPER	53205-K0B-T00	ZA	ZA			F-9	4
10	COVER, INNER	81130-K0B-T00	ZA	ZA			F-13	13
11	COVER, INNER BOX LID	81155-K0B-T00	ZB	ZC			F-13	19
12	COVER, L. FR. BODY	83620-K0B-T00	ZA	ZC			F-15	9
13	COVER, L. FR. FLOOR SIDE	64432-K0B-T00	ZG	ZJ			F-14	13
14	COVER, L. FR. SIDE	64502-K0B-T00	ZG	ZH			F-12	9
15	COVER, L. FR. SIDE INNER	64540-K0B-T00	ZC	ZA			F-13	10
16	COVER, L. MIRROR BASE	88225-K0B-T00	ZA	ZA			F-3	8
17	COVER, L. RR. FLOOR SIDE	64434-K0B-T00	ZB	ZB			F-14	15
18	COVER, NECK GUARD	81135-K0B-T00	ZE	ZC			F-13	14
19	COVER, R. FR. BODY	83520-K0B-T00	ZA	ZC			F-15	7
20	COVER, R. FR. FLOOR SIDE	64431-K0B-T00	ZG	ZJ			F-14	12

NSS300A (NSS300AJ).....U

No.	MODEL		NSS300AJ					
	COLOR		Pearl horizon white NH-B61P	Sword silver metallic NH-A95M	Applicable model		Applicable block No.	Ref. No.
	CODE		NHB61	NHA95	Initial applicable model	Final applicable model		
	Name of colored parts	Basic part No.						
21	COVER, R. FR. SIDE	64501-K0B-T00	ZG	ZH			F-12	8
22	COVER, R. FR. SIDE INNER	64530-K0B-T00	ZC	ZA			F-13	9
23	COVER, R. MIRROR BASE	88215-K0B-T00	ZA	ZA			F-3	7
24	COVER, R. RR. FLOOR SIDE	64433-K0B-T00	ZB	ZB			F-14	14
25	COVER, RR. CENTER UPPER	83701-K0B-T00	ZA	ZD			F-15	10
26	COVER, SEAT HINGE	77110-K0B-T00	ZA	ZA			F-24	1
27	DUCT, FR. METER PANEL	64335-K0B-T00	ZA	ZA			F-12	3
28	EMBLEM	86831-K0B-T00	ZA	ZA			F-48	4
29	FENDER SET A, FR.	61110-K0B-T00	ZD	ZB			F-11	2
30	GARNISH, HANDLE COVER	53208-K0B-T00	ZE	ZC			F-9	7
31	GARNISH, L. METER	64346-K0B-T00	ZC	ZA			F-12	7
32	GARNISH, R. METER	64345-K0B-T00	ZC	ZA			F-12	6
33	GARNISH, SCREEN	64305-K0B-T00	ZE	ZF			F-12	2
34	GRIP, L. RR.	77340-K0B-T00	ZA	ZA			F-15	3
35	GRIP, R. RR.	77330-K0B-T00	ZA	ZA			F-15	1
36	LID ASSY., INNER BOX	81220-K0B-T00	ZA	ZA			F-13	24
37	LID, FUEL	64405-K0B-T00	ZA	ZA			F-13	4
38	LID, PLUG MAINTENANCE	64323-K0B-T00	ZA	ZA			F-14	8
39	MARK, ABS	86611-MGZ-D10	ZC	ZC			F-48	3
40	MARK, HONDA	86101-K40-F30	ZA	ZA			F-48	1

NSS300A (NSS300AJ).....U

No.	MODEL		NSS300AJ					
	COLOR		Pearl horizon white	Sword silver metallic	Applicable model		Applicable block No.	Ref. No.
	CODE		NH-B61P	NH-A95M	Initial applicable model	Final applicable model		
	Name of colored parts	Basic part No.	NHB61	NHA95				
41	MARK, HONDA	86102-K40-F00	ZA	ZA			F-48	2
42	PANEL, FR. METER	64336-K0B-T00	ZA	ZA			F-12	4
43	PANEL, RR. METER	64337-K0B-T00	ZA	ZA			F-12	5
44	SEAT COMP., DOUBLE	77200-K0B-T00	ZB	ZA			F-24	4
45	STEP, L. FLOOR	64321-K0B-T00	ZA	ZA			F-14	6
46	STEP, R. FLOOR	64311-K0B-T00	ZA	ZA			F-14	3
47	VISOR SET, FR.	67100-K0B-T00	ZA	ZA			F-44	10

NSS300A (NSS300AK).....FO

No.	MODEL		NSS300AK						
	COLOR		Pearl horizon white	Asteroid black metallic	Sword silver metallic	Applicable model		Applicable block No.	Ref. No.
	CODE		NH-B61P	NH-A35M	NH-A95M	Initial applicable model	Final applicable model		
	Name of colored parts	Basic part No.	NHB61	NHA35	NHA95				
1	COVER SET, HANDLE TOP	53204-K0B-T00	ZA	ZA	ZA			F-9	3
2	COVER SET, L. BODY	83300-K0B-T00	ZB	ZD	ZC			F-15	5
3	COVER SET, LICENSE LIGHT	80110-K0B-T00	ZA	ZA	ZA			F-39	6
4	COVER SET, R. BODY	83200-K0B-T00	ZB	ZD	ZC			F-15	4
5	COVER, CENTER	81121-K0B-T00	ZA	ZA	ZA			F-13	12
6	COVER, FR. CENTER	64510-K0B-T00	ZA	ZA	ZA			F-12	10
7	COVER, FR. LOWER	64520-K0B-T00	ZA	ZA	ZA			F-12	11
8	COVER, HANDLE LOWER	53206-K0B-T00	ZA	ZA	ZA			F-9	5
9	COVER, HANDLE UPPER	53205-K0B-T00	ZA	ZA	ZA			F-9	4
10	COVER, INNER	81130-K0B-T00	ZA	ZA	ZA			F-13	13
11	COVER, INNER BOX LID	81155-K0B-T00	ZB	ZD	ZC			F-13	19
12	COVER, L. FR. BODY	83620-K0B-T00	ZA	ZH	ZC			F-15	9
13	COVER, L. FR. FLOOR SIDE	64432-K0B-T00	ZG	ZL	ZJ			F-14	13
14	COVER, L. FR. SIDE	64502-K0B-T00	ZG	ZJ	ZH			F-12	9
15	COVER, L. FR. SIDE INNER	64540-K0B-T00	ZC	ZC	ZA			F-13	10
16	COVER, L. MIRROR BASE	88225-K0B-T00	ZA	ZA	ZA			F-3	8
17	COVER, L. RR. FLOOR SIDE	64434-K0B-T00	ZB	ZB	ZB			F-14	15
18	COVER, NECK GUARD	81135-K0B-T00	ZE	ZE	ZC			F-13	14
19	COVER, R. FR. BODY	83520-K0B-T00	ZA	ZH	ZC			F-15	7
20	COVER, R. FR. FLOOR SIDE	64431-K0B-T00	ZG	ZL	ZJ			F-14	12

NSS300A (NSS300AK).....FO

No.	MODEL		NSS300AK						
	COLOR		Pearl horizon white	Asteroid black metallic	Sword silver metallic	Applicable model		Applicable block No.	Ref. No.
	CODE		NH-B61P	NH-A35M	NH-A95M	Initial applicable model	Final applicable model		
	Name of colored parts	Basic part No.	NHB61	NHA35	NHA95				
21	COVER, R. FR. SIDE	64501-K0B-T00	ZG	ZJ	ZH			F-12	8
22	COVER, R. FR. SIDE INNER	64530-K0B-T00	ZC	ZC	ZA			F-13	9
23	COVER, R. MIRROR BASE	88215-K0B-T00	ZA	ZA	ZA			F-3	7
24	COVER, R. RR. FLOOR SIDE	64433-K0B-T00	ZB	ZB	ZB			F-14	14
25	COVER, RR. CENTER UPPER	83701-K0B-T00	ZA	ZH	ZD			F-15	10
26	COVER, SEAT HINGE	77110-K0B-T00	ZA	ZA	ZA			F-24	1
27	DUCT, FR. METER PANEL	64335-K0B-T00	ZA	ZA	ZA			F-12	3
28	EMBLEM	86831-K0B-T00	ZA	ZA	ZA			F-48	4
29	FENDER SET A, FR.	61110-K0B-T00	ZD	ZC	ZB			F-11	2
30	GARNISH, HANDLE COVER	53208-K0B-T00	ZE	ZE	ZC			F-9	7
31	GARNISH, L. METER	64346-K0B-T00	ZC	ZC	ZA			F-12	7
32	GARNISH, R. METER	64345-K0B-T00	ZC	ZC	ZA			F-12	6
33	GARNISH, SCREEN	64305-K0B-T00	ZE	ZH	ZF			F-12	2
34	GRIP, L. RR.	77340-K0B-T00	ZA	ZA	ZA			F-15	3
35	GRIP, R. RR.	77330-K0B-T00	ZA	ZA	ZA			F-15	1
36	LID ASSY., INNER BOX	81220-K0B-T00	ZA	ZA	ZA			F-13	24
37	LID, FUEL	64405-K0B-T00	ZA	ZA	ZA			F-13	4
38	LID, PLUG MAINTENANCE	64323-K0B-T00	ZA	ZA	ZA			F-14	8
39	MARK, ABS	86611-MGZ-D10	ZC	ZB	ZC			F-48	3
40	MARK, HONDA	86101-K40-F30	ZA	ZA	ZA			F-48	1

NSS300A (NSS300AK).....FO

No.	MODEL		NSS300AK						
	COLOR		Pearl horizon white	Asteroid black metallic	Sword silver metallic	Applicable model		Applicable block No.	Ref. No.
	CODE		NH-B61P	NH-A35M	NH-A95M	Initial applicable model	Final applicable model		
	Name of colored parts	Basic part No.	NHB61	NHA35	NHA95				
41	MARK, HONDA	86102-K40-F00	ZA	ZA	ZA			F-48	2
42	PANEL, FR. METER	64336-K0B-T00	ZA	ZA	ZA			F-12	4
43	PANEL, RR. METER	64337-K0B-T00	ZA	ZA	ZA			F-12	5
44	SEAT COMP., DOUBLE	77200-K0B-T00	ZB	ZA	ZA			F-24	4
45	STEP, L. FLOOR	64321-K0B-T00	ZA	ZA	ZA			F-14	6
46	STEP, R. FLOOR	64311-K0B-T00	ZA	ZA	ZA			F-14	3
47	VISOR SET, FR.	67100-K0B-T00	ZA	ZA	ZA			F-44	10

JumboIP.com

NSS300A (NSS300AK).....KO

No.	MODEL		NSS300AK						
	COLOR		Pearl horizon white	Mat gunpowder black metallic	Sword silver metallic	Applicable model		Applicable block No.	Ref. No.
	CODE		NH-B61P	NH-436M	NH-A95M	Initial applicable model	Final applicable model		
	Name of colored parts	Basic part No.	NHB61	NH436	NHA95				
1	COVER SET, HANDLE TOP	53204-K0B-T00	ZA	ZA	ZA			F-9	3
2	COVER SET, L. BODY	83300-K0B-T00	ZB	ZA	ZC			F-15	5
3	COVER SET, LICENSE LIGHT	80110-K0B-T00	ZA	ZA	ZA			F-39	6
4	COVER SET, R. BODY	83200-K0B-T00	ZB	ZA	ZC			F-15	4
5	COVER, CENTER	81121-K0B-T00	ZA	ZA	ZA			F-13	12
6	COVER, FR. CENTER	64510-K0B-T00	ZA	ZA	ZA			F-12	10
7	COVER, FR. LOWER	64520-K0B-T00	ZA	ZA	ZA			F-12	11
8	COVER, HANDLE LOWER	53206-K0B-T00	ZA	ZA	ZA			F-9	5
9	COVER, HANDLE UPPER	53205-K0B-T00	ZA	ZA	ZA			F-9	4
10	COVER, INNER	81130-K0B-T00	ZA	ZA	ZA			F-13	13
11	COVER, INNER BOX LID	81155-K0B-T00	ZB	ZA	ZC			F-13	19
12	COVER, L. FR. BODY	83620-K0B-T00	ZA	ZF	ZC			F-15	9
13	COVER, L. FR. FLOOR SIDE	64432-K0B-T00	ZG	ZC	ZJ			F-14	13
14	COVER, L. FR. SIDE	64502-K0B-T00	ZG	ZF	ZH			F-12	9
15	COVER, L. FR. SIDE INNER	64540-K0B-T00	ZC	ZB	ZA			F-13	10
16	COVER, L. MIRROR BASE	88225-K0B-T00	ZA	ZA	ZA			F-3	8
17	COVER, L. RR. FLOOR SIDE	64434-K0B-T00	ZB	ZB	ZB			F-14	15
18	COVER, NECK GUARD	81135-K0B-T00	ZE	ZD	ZC			F-13	14
19	COVER, R. FR. BODY	83520-K0B-T00	ZA	ZF	ZC			F-15	7
20	COVER, R. FR. FLOOR SIDE	64431-K0B-T00	ZG	ZC	ZJ			F-14	12

NSS300A (NSS300AK).....KO

No.	MODEL		NSS300AK						
	COLOR		Pearl horizon white NH-B61P	Mat gunpowder black metallic NH-436M	Sword silver metallic NH-A95M	Applicable model		Applicable block No.	Ref. No.
	CODE		NHB61	NH436	NHA95	Initial applicable model	Final applicable model		
	Name of colored parts	Basic part No.							
21	COVER, R. FR. SIDE	64501-K0B-T00	ZG	ZF	ZH			F-12	8
22	COVER, R. FR. SIDE INNER	64530-K0B-T00	ZC	ZB	ZA			F-13	9
23	COVER, R. MIRROR BASE	88215-K0B-T00	ZA	ZA	ZA			F-3	7
24	COVER, R. RR. FLOOR SIDE	64433-K0B-T00	ZB	ZB	ZB			F-14	14
25	COVER, RR. CENTER UPPER	83701-K0B-T00	ZA	ZG	ZD			F-15	10
26	COVER, SEAT HINGE	77110-K0B-T00	ZA	ZA	ZA			F-24	1
27	DUCT, FR. METER PANEL	64335-K0B-T00	ZA	ZA	ZA			F-12	3
28	EMBLEM	86831-K0B-T00	ZA	ZA	ZA			F-48	4
29	FENDER SET A, FR.	61110-K0B-T00	ZD	ZA	ZB			F-11	2
30	GARNISH, HANDLE COVER	53208-K0B-T00	ZE	ZD	ZC			F-9	7
31	GARNISH, L. METER	64346-K0B-T00	ZC	ZB	ZA			F-12	7
32	GARNISH, R. METER	64345-K0B-T00	ZC	ZB	ZA			F-12	6
33	GARNISH, SCREEN	64305-K0B-T00	ZE	ZG	ZF			F-12	2
34	GRIP, L. RR.	77340-K0B-T00	ZA	ZA	ZA			F-15	3
35	GRIP, R. RR.	77330-K0B-T00	ZA	ZA	ZA			F-15	1
36	LID ASSY., INNER BOX	81220-K0B-T00	ZA	ZA	ZA			F-13	24
37	LID, FUEL	64405-K0B-T00	ZA	ZA	ZA			F-13	4
38	LID, PLUG MAINTENANCE	64323-K0B-T00	ZA	ZA	ZA			F-14	8
39	MARK, ABS	86611-MGZ-D10	ZC	ZA	ZC			F-48	3
40	MARK, HONDA	86101-K40-F30	ZA	ZA	ZA			F-48	1

NSS300A (NSS300AK).....KO

No.	MODEL		NSS300AK						
	COLOR		Pearl horizon white	Mat gunpowder black metallic	Sword silver metallic	Applicable model		Applicable block No.	Ref. No.
	CODE		NH-B61P	NH-436M	NH-A95M	Initial applicable model	Final applicable model		
	Name of colored parts	Basic part No.	NHB61	NH436	NHA95				
41	MARK, HONDA	86102-K40-F00	ZA	ZA	ZA			F-48	2
42	PANEL, FR. METER	64336-K0B-T00	ZA	ZA	ZA			F-12	4
43	PANEL, RR. METER	64337-K0B-T00	ZA	ZA	ZA			F-12	5
44	SEAT COMP., DOUBLE	77200-K0B-T00	ZB	ZB	ZA			F-24	4
45	STEP, L. FLOOR	64321-K0B-T00	ZA	ZA	ZA			F-14	6
46	STEP, R. FLOOR	64311-K0B-T00	ZA	ZA	ZA			F-14	3
47	VISOR SET, FR.	67100-K0B-T00	ZA	ZA	ZA			F-44	10

NSS300A (NSS300AL).....2FO

No.	MODEL		NSS300AL							
	COLOR		Pearl horizon white	Mat gunpowder black metallic	Aerospace blue metallic	Candy rosy red	Applicable model		Applicable block No.	Ref. No.
	CODE		NH-B61P	NH-436M	PB-399M	R-340C	Initial applicable model	Final applicable model		
	Name of colored parts	Basic part No.	NHB61	NH436	PB399	R340				
1	COVER SET, HANDLE TOP	53204-K0B-T00	ZA	ZA	ZA	ZA			F-9	3
2	COVER SET, L. BODY	83300-K0B-F20	ZA	ZF	ZE	ZD			F-15	5
3	COVER SET, LICENSE LIGHT	80110-K0B-T00	ZA	ZA	ZA	ZA			F-39	6
4	COVER SET, R. BODY	83200-K0B-F20	ZA	ZF	ZE	ZD			F-15	4
5	COVER, CENTER	81121-K0B-T00	ZA	ZA	ZA	ZA			F-13	12
6	COVER, FR. CENTER	64510-K0B-T00	ZA	ZA	ZA	ZA			F-12	10
7	COVER, FR. LOWER	64520-K0B-T00	ZA	ZA	ZA	ZA			F-12	11
8	COVER, HANDLE LOWER	53206-K0B-T00	ZA	ZA	ZA	ZA			F-9	5
9	COVER, HANDLE UPPER	53205-K0B-T00	ZA	ZA	ZA	ZA			F-9	4
10	COVER, INNER	81130-K0B-T00	ZA	ZA	ZA	ZA			F-13	13
11	COVER, INNER BOX LID	81155-K0B-T00	ZB	ZA	ZN	ZM			F-13	19
12	COVER, L. FR. BODY	83620-K0B-T00	ZA	ZF	ZH	ZH			F-15	9
13	COVER, L. FR. FLOOR SIDE	64432-K0B-T00	ZG	ZC	ZN	ZM			F-14	13
14	COVER, L. FR. SIDE	64502-K0B-T00	ZG	ZF	ZN	ZM			F-12	9
15	COVER, L. FR. SIDE INNER	64540-K0B-T00	ZC	ZB	ZC	ZC			F-13	10
16	COVER, L. MIRROR BASE	88225-K0B-T00	ZA	ZA	ZA	ZA			F-3	8
17	COVER, L. RR. FLOOR SIDE	64434-K0B-T00	ZB	ZB	ZB	ZB			F-14	15
18	COVER, NECK GUARD	81135-K0B-T00	ZE	ZD	ZE	ZE			F-13	14
19	COVER, R. FR. BODY	83520-K0B-T00	ZA	ZF	ZH	ZH			F-15	7
20	COVER, R. FR. FLOOR SIDE	64431-K0B-T00	ZG	ZC	ZN	ZM			F-14	12



NSS300A (NSS300AL).....2FO

No.	MODEL		NSS300AL							Applicable block No.	Ref. No.
	COLOR		Pearl horizon white	Mat gunpowder black metallic	Aerospace blue metallic	Candy rosy red	Applicable model				
	CODE		NH-B61P	NH-436M	PB-399M	R-340C	Initial applicable model	Final applicable model			
	Name of colored parts	Basic part No.	NHB61	NH436	PB399	R340					
21	COVER, R. FR. SIDE	64501-K0B-T00	ZG	ZF	ZN	ZM			F-12	8	
22	COVER, R. FR. SIDE INNER	64530-K0B-T00	ZC	ZB	ZC	ZC			F-13	9	
23	COVER, R. MIRROR BASE	88215-K0B-T00	ZA	ZA	ZA	ZA			F-3	7	
24	COVER, R. RR. FLOOR SIDE	64433-K0B-T00	ZB	ZB	ZB	ZB			F-14	14	
25	COVER, RR. CENTER UPPER	83701-K0B-T00	ZA	ZG	ZH	ZH			F-15	10	
26	COVER, SEAT HINGE	77110-K0B-T00	ZA	ZA	ZA	ZA			F-24	1	
27	DUCT, FR. METER PANEL	64335-K0B-T00	ZA	ZA	ZA	ZA			F-12	3	
28	FENDER SET A, FR.	61110-K0B-T10	ZD	ZC	ZB	ZA			F-11	2	
29	GARNISH, HANDLE COVER	53208-K0B-T00	ZE	ZD	ZE	ZE			F-9	7	
30	GARNISH, L. METER	64346-K0B-T00	ZC	ZB	ZC	ZC			F-12	7	
31	GARNISH, R. METER	64345-K0B-T00	ZC	ZB	ZC	ZC			F-12	6	
32	GARNISH, SCREEN	64305-K0B-T00	ZE	ZG	ZH	ZH			F-12	2	
33	GRIP, L. RR.	77340-K0B-T00	ZA	ZA	ZA	ZA			F-15	3	
34	GRIP, R. RR.	77330-K0B-T00	ZA	ZA	ZA	ZA			F-15	1	
35	LID ASSY., INNER BOX	81220-K0B-T00	ZA	ZA	ZA	ZA			F-13	24	
36	LID, FUEL	64405-K0B-T00	ZA	ZA	ZA	ZA			F-13	4	
37	LID, PLUG MAINTENANCE	64323-K0B-T00	ZA	ZA	ZA	ZA			F-14	8	
38	MARK	86831-K04-A20	ZA	ZA	ZA	ZA			F-48	5	
39	MARK, ABS	86611-MGZ-D10	ZC	ZA	ZB	ZB			F-48	3	
40	MARK, HONDA	86101-K40-F30	ZA	ZA	ZA	ZA			F-48	1	

NSS300A (NSS300AL).....2FO

No.	MODEL		NSS300AL							Applicable block No.	Ref. No.
	COLOR		Pearl horizon white	Mat gunpowder black metallic	Aerospace blue metallic	Candy rosy red	Applicable model				
	CODE		NH-B61P	NH-436M	PB-399M	R-340C	Initial applicable model	Final applicable model			
	Name of colored parts	Basic part No.	NHB61	NH436	PB399	R340					
41	MARK, HONDA	86102-K40-F00	ZA	ZA	ZA	ZA			F-48	2	
42	PANEL, FR. METER	64336-K0B-T00	ZA	ZA	ZA	ZA			F-12	4	
43	PANEL, RR. METER	64337-K0B-T00	ZA	ZA	ZA	ZA			F-12	5	
44	SEAT COMP., DOUBLE	77200-K0B-T00	ZB	ZB	ZA	ZA			F-24	4	
45	STEP, L. FLOOR	64321-K0B-T00	ZA	ZA	ZA	ZA			F-14	6	
46	STEP, R. FLOOR	64311-K0B-T00	ZA	ZA	ZA	ZA			F-14	3	
47	VISOR SET, FR.	67100-K0B-T00	ZA	ZA	ZA	ZA			F-44	10	

JumboIP.com

NSS300A (NSS300AL).....FO

No.	MODEL		NSS300AL							Applicable block No.	Ref. No.
	COLOR		Pearl horizon white	Mat gunpowder black metallic	Aerospace blue metallic	Candy rosy red	Applicable model				
	CODE		NH-B61P	NH-436M	PB-399M	R-340C	Initial applicable model	Final applicable model			
	Name of colored parts	Basic part No.	NHB61	NH436	PB399	R340					
1	COVER SET, HANDLE TOP	53204-K0B-T00	ZA	ZA	ZA	ZA			F-9	3	
2	COVER SET, L. BODY	83300-K0B-T00	ZB	ZA	ZF	ZE			F-15	5	
3	COVER SET, LICENSE LIGHT	80110-K0B-T00	ZA	ZA	ZA	ZA			F-39	6	
4	COVER SET, R. BODY	83200-K0B-T00	ZB	ZA	ZF	ZE			F-15	4	
5	COVER, CENTER	81121-K0B-T00	ZA	ZA	ZA	ZA			F-13	12	
6	COVER, FR. CENTER	64510-K0B-T00	ZA	ZA	ZA	ZA			F-12	10	
7	COVER, FR. LOWER	64520-K0B-T00	ZA	ZA	ZA	ZA			F-12	11	
8	COVER, HANDLE LOWER	53206-K0B-T00	ZA	ZA	ZA	ZA			F-9	5	
9	COVER, HANDLE UPPER	53205-K0B-T00	ZA	ZA	ZA	ZA			F-9	4	
10	COVER, INNER	81130-K0B-T00	ZA	ZA	ZA	ZA			F-13	13	
11	COVER, INNER BOX LID	81155-K0B-T00	ZB	ZA	ZN	ZM			F-13	19	
12	COVER, L. FR. BODY	83620-K0B-T00	ZA	ZF	ZH	ZH			F-15	9	
13	COVER, L. FR. FLOOR SIDE	64432-K0B-T00	ZG	ZC	ZN	ZM			F-14	13	
14	COVER, L. FR. SIDE	64502-K0B-T00	ZG	ZF	ZN	ZM			F-12	9	
15	COVER, L. FR. SIDE INNER	64540-K0B-T00	ZC	ZB	ZC	ZC			F-13	10	
16	COVER, L. MIRROR BASE	88225-K0B-T00	ZA	ZA	ZA	ZA			F-3	8	
17	COVER, L. RR. FLOOR SIDE	64434-K0B-T00	ZB	ZB	ZB	ZB			F-14	15	
18	COVER, NECK GUARD	81135-K0B-T00	ZE	ZD	ZE	ZE			F-13	14	
19	COVER, R. FR. BODY	83520-K0B-T00	ZA	ZF	ZH	ZH			F-15	7	
20	COVER, R. FR. FLOOR SIDE	64431-K0B-T00	ZG	ZC	ZN	ZM			F-14	12	

NSS300A (NSS300AL).....FO

No.	MODEL		NSS300AL							
	COLOR		Pearl horizon white NH-B61P	Mat gunpowder black metallic NH-436M	Aerospace blue metallic PB-399M	Candy rosy red R-340C	Applicable model		Applicable block No.	Ref. No.
	CODE		NHB61	NH436	PB399	R340	Initial applicable model	Final applicable model		
	Name of colored parts	Basic part No.								
21	COVER, R. FR. SIDE	64501-K0B-T00	ZG	ZF	ZN	ZM			F-12	8
22	COVER, R. FR. SIDE INNER	64530-K0B-T00	ZC	ZB	ZC	ZC			F-13	9
23	COVER, R. MIRROR BASE	88215-K0B-T00	ZA	ZA	ZA	ZA			F-3	7
24	COVER, R. RR. FLOOR SIDE	64433-K0B-T00	ZB	ZB	ZB	ZB			F-14	14
25	COVER, RR. CENTER UPPER	83701-K0B-T00	ZA	ZG	ZH	ZH			F-15	10
26	COVER, SEAT HINGE	77110-K0B-T00	ZA	ZA	ZA	ZA			F-24	1
27	DUCT, FR. METER PANEL	64335-K0B-T00	ZA	ZA	ZA	ZA			F-12	3
28	EMBLEM	86831-K0B-T00	ZA	ZA	ZA	ZA			F-48	4
29	FENDER SET A, FR.	61110-K0B-T10	ZD	ZC	ZB	ZA			F-11	2
30	GARNISH, HANDLE COVER	53208-K0B-T00	ZE	ZD	ZE	ZE			F-9	7
31	GARNISH, L. METER	64346-K0B-T00	ZC	ZB	ZC	ZC			F-12	7
32	GARNISH, R. METER	64345-K0B-T00	ZC	ZB	ZC	ZC			F-12	6
33	GARNISH, SCREEN	64305-K0B-T00	ZE	ZG	ZH	ZH			F-12	2
34	GRIP, L. RR.	77340-K0B-T00	ZA	ZA	ZA	ZA			F-15	3
35	GRIP, R. RR.	77330-K0B-T00	ZA	ZA	ZA	ZA			F-15	1
36	LID ASSY., INNER BOX	81220-K0B-T00	ZA	ZA	ZA	ZA			F-13	24
37	LID, FUEL	64405-K0B-T00	ZA	ZA	ZA	ZA			F-13	4
38	LID, PLUG MAINTENANCE	64323-K0B-T00	ZA	ZA	ZA	ZA			F-14	8
39	MARK, ABS	86611-MGZ-D10	ZC	ZA	ZB	ZB			F-48	3
40	MARK, HONDA	86101-K40-F30	ZA	ZA	ZA	ZA			F-48	1



NSS300A (NSS300AL).....FO

No.	MODEL		NSS300AL							
	COLOR		Pearl horizon white	Mat gunpowder black metallic	Aerospace blue metallic	Candy rosy red	Applicable model		Applicable block No.	Ref. No.
	CODE		NH-B61P	NH-436M	PB-399M	R-340C	Initial applicable model	Final applicable model		
	Name of colored parts	Basic part No.	NHB61	NH436	PB399	R340				
41	MARK, HONDA	86102-K40-F00	ZA	ZA	ZA	ZA			F-48	2
42	PANEL, FR. METER	64336-K0B-T00	ZA	ZA	ZA	ZA			F-12	4
43	PANEL, RR. METER	64337-K0B-T00	ZA	ZA	ZA	ZA			F-12	5
44	SEAT COMP., DOUBLE	77200-K0B-T00	ZB	ZB	ZA	ZA			F-24	4
45	STEP, L. FLOOR	64321-K0B-T00	ZA	ZA	ZA	ZA			F-14	6
46	STEP, R. FLOOR	64311-K0B-T00	ZA	ZA	ZA	ZA			F-14	3
47	VISOR SET, FR.	67100-K0B-T00	ZA	ZA	ZA	ZA			F-44	10

NSS300A (NSS300AL).....KO

No.	MODEL		NSS300AL							Applicable block No.	Ref. No.
	COLOR		Pearl horizon white	Mat gunpowder black metallic	Aerospace blue metallic	Candy rosy red	Applicable model				
	CODE		NH-B61P	NH-436M	PB-399M	R-340C	Initial applicable model	Final applicable model			
	Name of colored parts	Basic part No.	NHB61	NH436	PB399	R340					
1	COVER SET, HANDLE TOP	53204-K0B-T00	ZA	ZA	ZA	ZA			F-9	3	
2	COVER SET, L. BODY	83300-K0B-T00	ZB	ZA	ZF	ZE			F-15	5	
3	COVER SET, LICENSE LIGHT	80110-K0B-T00	ZA	ZA	ZA	ZA			F-39	6	
4	COVER SET, R. BODY	83200-K0B-T00	ZB	ZA	ZF	ZE			F-15	4	
5	COVER, CENTER	81121-K0B-T00	ZA	ZA	ZA	ZA			F-13	12	
6	COVER, FR. CENTER	64510-K0B-T00	ZA	ZA	ZA	ZA			F-12	10	
7	COVER, FR. LOWER	64520-K0B-T00	ZA	ZA	ZA	ZA			F-12	11	
8	COVER, HANDLE LOWER	53206-K0B-T00	ZA	ZA	ZA	ZA			F-9	5	
9	COVER, HANDLE UPPER	53205-K0B-T00	ZA	ZA	ZA	ZA			F-9	4	
10	COVER, INNER	81130-K0B-T00	ZA	ZA	ZA	ZA			F-13	13	
11	COVER, INNER BOX LID	81155-K0B-T00	ZB	ZA	ZN	ZM			F-13	19	
12	COVER, L. FR. BODY	83620-K0B-T00	ZA	ZF	ZH	ZH			F-15	9	
13	COVER, L. FR. FLOOR SIDE	64432-K0B-T00	ZG	ZC	ZN	ZM			F-14	13	
14	COVER, L. FR. SIDE	64502-K0B-T00	ZG	ZF	ZN	ZM			F-12	9	
15	COVER, L. FR. SIDE INNER	64540-K0B-T00	ZC	ZB	ZC	ZC			F-13	10	
16	COVER, L. MIRROR BASE	88225-K0B-T00	ZA	ZA	ZA	ZA			F-3	8	
17	COVER, L. RR. FLOOR SIDE	64434-K0B-T00	ZB	ZB	ZB	ZB			F-14	15	
18	COVER, NECK GUARD	81135-K0B-T00	ZE	ZD	ZE	ZE			F-13	14	
19	COVER, R. FR. BODY	83520-K0B-T00	ZA	ZF	ZH	ZH			F-15	7	
20	COVER, R. FR. FLOOR SIDE	64431-K0B-T00	ZG	ZC	ZN	ZM			F-14	12	

NSS300A (NSS300AL).....KO

No.	MODEL		NSS300AL							Applicable block No.	Ref. No.
	COLOR		Pearl horizon white	Mat gunpowder black metallic	Aerospace blue metallic	Candy rosy red	Applicable model				
	CODE		NH-B61P	NH-436M	PB-399M	R-340C	Initial applicable model	Final applicable model			
	Name of colored parts	Basic part No.	NHB61	NH436	PB399	R340					
21	COVER, R. FR. SIDE	64501-K0B-T00	ZG	ZF	ZN	ZM			F-12	8	
22	COVER, R. FR. SIDE INNER	64530-K0B-T00	ZC	ZB	ZC	ZC			F-13	9	
23	COVER, R. MIRROR BASE	88215-K0B-T00	ZA	ZA	ZA	ZA			F-3	7	
24	COVER, R. RR. FLOOR SIDE	64433-K0B-T00	ZB	ZB	ZB	ZB			F-14	14	
25	COVER, RR. CENTER UPPER	83701-K0B-T00	ZA	ZG	ZH	ZH			F-15	10	
26	COVER, SEAT HINGE	77110-K0B-T00	ZA	ZA	ZA	ZA			F-24	1	
27	DUCT, FR. METER PANEL	64335-K0B-T00	ZA	ZA	ZA	ZA			F-12	3	
28	EMBLEM	86831-K0B-T00	ZA	ZA	ZA	ZA			F-48	4	
29	FENDER SET A, FR.	61110-K0B-T10	ZD	ZC	ZB	ZA			F-11	2	
30	GARNISH, HANDLE COVER	53208-K0B-T00	ZE	ZD	ZE	ZE			F-9	7	
31	GARNISH, L. METER	64346-K0B-T00	ZC	ZB	ZC	ZC			F-12	7	
32	GARNISH, R. METER	64345-K0B-T00	ZC	ZB	ZC	ZC			F-12	6	
33	GARNISH, SCREEN	64305-K0B-T00	ZE	ZG	ZH	ZH			F-12	2	
34	GRIP, L. RR.	77340-K0B-T00	ZA	ZA	ZA	ZA			F-15	3	
35	GRIP, R. RR.	77330-K0B-T00	ZA	ZA	ZA	ZA			F-15	1	
36	LID ASSY., INNER BOX	81220-K0B-T00	ZA	ZA	ZA	ZA			F-13	24	
37	LID, FUEL	64405-K0B-T00	ZA	ZA	ZA	ZA			F-13	4	
38	LID, PLUG MAINTENANCE	64323-K0B-T00	ZA	ZA	ZA	ZA			F-14	8	
39	MARK, ABS	86611-MGZ-D10	ZC	ZA	ZB	ZB			F-48	3	
40	MARK, HONDA	86101-K40-F30	ZA	ZA	ZA	ZA			F-48	1	

NSS300A (NSS300AL).....KO

No.	MODEL		NSS300AL							
	COLOR		Pearl horizon white NH-B61P	Mat gunpowder black metallic NH-436M	Aerospace blue metallic PB-399M	Candy rosy red R-340C	Applicable model		Applicable block No.	Ref. No.
	CODE		NHB61	NH436	PB399	R340	Initial applicable model	Final applicable model		
	Name of colored parts	Basic part No.								
41	MARK, HONDA	86102-K40-F00	ZA	ZA	ZA	ZA			F-48	2
42	PANEL, FR. METER	64336-K0B-T00	ZA	ZA	ZA	ZA			F-12	4
43	PANEL, RR. METER	64337-K0B-T00	ZA	ZA	ZA	ZA			F-12	5
44	SEAT COMP., DOUBLE	77200-K0B-T00	ZB	ZB	ZA	ZA			F-24	4
45	STEP, L. FLOOR	64321-K0B-T00	ZA	ZA	ZA	ZA			F-14	6
46	STEP, R. FLOOR	64311-K0B-T00	ZA	ZA	ZA	ZA			F-14	3
47	VISOR SET, FR.	67100-K0B-T00	ZA	ZA	ZA	ZA			F-44	10

JumboIP.com

NSS300A (NSS300AL).....MA

No.	MODEL		NSS300AL					
	COLOR		Pearl horizon white NH-B61P	Mat gunpowder black metallic NH-436M	Applicable model		Applicable block No.	Ref. No.
	CODE		NHB61	NH436	Initial applicable model	Final applicable model		
	Name of colored parts	Basic part No.						
1	COVER SET, HANDLE TOP	53204-K0B-T00	ZA	ZA			F-9	3
2	COVER SET, L. BODY	83300-K0B-T00	ZB	ZA			F-15	5
3	COVER SET, LICENSE LIGHT	80110-K0B-T00	ZA	ZA			F-39	6
4	COVER SET, R. BODY	83200-K0B-T00	ZB	ZA			F-15	4
5	COVER, CENTER	81121-K0B-T00	ZA	ZA			F-13	12
6	COVER, FR. CENTER	64510-K0B-T00	ZA	ZA			F-12	10
7	COVER, FR. LOWER	64520-K0B-T00	ZA	ZA			F-12	11
8	COVER, HANDLE LOWER	53206-K0B-T00	ZA	ZA			F-9	5
9	COVER, HANDLE UPPER	53205-K0B-T00	ZA	ZA			F-9	4
10	COVER, INNER	81130-K0B-T00	ZA	ZA			F-13	13
11	COVER, INNER BOX LID	81155-K0B-T00	ZB	ZA			F-13	19
12	COVER, L. FR. BODY	83620-K0B-T00	ZA	ZF			F-15	9
13	COVER, L. FR. FLOOR SIDE	64432-K0B-T00	ZG	ZC			F-14	13
14	COVER, L. FR. SIDE	64502-K0B-T00	ZG	ZF			F-12	9
15	COVER, L. FR. SIDE INNER	64540-K0B-T00	ZC	ZB			F-13	10
16	COVER, L. MIRROR BASE	88225-K0B-T00	ZA	ZA			F-3	8
17	COVER, L. RR. FLOOR SIDE	64434-K0B-T00	ZB	ZB			F-14	15
18	COVER, NECK GUARD	81135-K0B-T00	ZE	ZD			F-13	14
19	COVER, R. FR. BODY	83520-K0B-T00	ZA	ZF			F-15	7
20	COVER, R. FR. FLOOR SIDE	64431-K0B-T00	ZG	ZC			F-14	12

NSS300A (NSS300AL).....MA

No.	MODEL		NSS300AL					Ref. No.
	COLOR		Pearl horizon white NH-B61P	Mat gunpowder black metallic NH-436M	Applicable model		Applicable block No.	
	CODE		NHB61	NH436	Initial applicable model	Final applicable model		
	Name of colored parts	Basic part No.						
21	COVER, R. FR. SIDE	64501-K0B-T00	ZG	ZF			F-12	8
22	COVER, R. FR. SIDE INNER	64530-K0B-T00	ZC	ZB			F-13	9
23	COVER, R. MIRROR BASE	88215-K0B-T00	ZA	ZA			F-3	7
24	COVER, R. RR. FLOOR SIDE	64433-K0B-T00	ZB	ZB			F-14	14
25	COVER, RR. CENTER UPPER	83701-K0B-T00	ZA	ZG			F-15	10
26	COVER, SEAT HINGE	77110-K0B-T00	ZA	ZA			F-24	1
27	DUCT, FR. METER PANEL	64335-K0B-T00	ZA	ZA			F-12	3
28	EMBLEM	86831-K0B-T00	ZA	ZA			F-48	4
29	FENDER SET A, FR.	61110-K0B-T10	ZD	ZC			F-11	2
30	GARNISH, HANDLE COVER	53208-K0B-T00	ZE	ZD			F-9	7
31	GARNISH, L. METER	64346-K0B-T00	ZC	ZB			F-12	7
32	GARNISH, R. METER	64345-K0B-T00	ZC	ZB			F-12	6
33	GARNISH, SCREEN	64305-K0B-T00	ZE	ZG			F-12	2
34	GRIP, L. RR.	77340-K0B-T00	ZA	ZA			F-15	3
35	GRIP, R. RR.	77330-K0B-T00	ZA	ZA			F-15	1
36	LID ASSY., INNER BOX	81220-K0B-T00	ZA	ZA			F-13	24
37	LID, FUEL	64405-K0B-T00	ZA	ZA			F-13	4
38	LID, PLUG MAINTENANCE	64323-K0B-T00	ZA	ZA			F-14	8
39	MARK, ABS	86611-MGZ-D10	ZC	ZA			F-48	3
40	MARK, HONDA	86101-K40-F30	ZA	ZA			F-48	1

NSS300A (NSS300AL).....MA

No.	MODEL		NSS300AL					
	COLOR		Pearl horizon white	Mat gunpowder black metallic	Applicable model		Applicable block No.	Ref. No.
	CODE		NH-B61P	NH-436M	Initial applicable model	Final applicable model		
	Name of colored parts	Basic part No.	NHB61	NH436				
41	MARK, HONDA	86102-K40-F00	ZA	ZA			F-48	2
42	PANEL, FR. METER	64336-K0B-T00	ZA	ZA			F-12	4
43	PANEL, RR. METER	64337-K0B-T00	ZA	ZA			F-12	5
44	SEAT COMP., DOUBLE	77200-K0B-T00	ZB	ZB			F-24	4
45	STEP, L. FLOOR	64321-K0B-T00	ZA	ZA			F-14	6
46	STEP, R. FLOOR	64311-K0B-T00	ZA	ZA			F-14	3
47	VISOR SET, FR.	67100-K0B-T00	ZA	ZA			F-44	10

NSS300A (NSS300AL).....U

No.	MODEL		NSS300AL					
	COLOR		Pearl horizon white NH-B61P	Mat gunpowder black metallic NH-436M	Applicable model		Applicable block No.	Ref. No.
	CODE		NHB61	NH436	Initial applicable model	Final applicable model		
	Name of colored parts	Basic part No.						
1	COVER SET, HANDLE TOP	53204-K0B-T00	ZA	ZA			F-9	3
2	COVER SET, L. BODY	83300-K0B-T00	ZB	ZA			F-15	5
3	COVER SET, LICENSE LIGHT	80110-K0B-T00	ZA	ZA			F-39	6
4	COVER SET, R. BODY	83200-K0B-T00	ZB	ZA			F-15	4
5	COVER, CENTER	81121-K0B-T00	ZA	ZA			F-13	12
6	COVER, FR. CENTER	64510-K0B-T00	ZA	ZA			F-12	10
7	COVER, FR. LOWER	64520-K0B-T00	ZA	ZA			F-12	11
8	COVER, HANDLE LOWER	53206-K0B-T00	ZA	ZA			F-9	5
9	COVER, HANDLE UPPER	53205-K0B-T00	ZA	ZA			F-9	4
10	COVER, INNER	81130-K0B-T00	ZA	ZA			F-13	13
11	COVER, INNER BOX LID	81155-K0B-T00	ZB	ZA			F-13	19
12	COVER, L. FR. BODY	83620-K0B-T00	ZA	ZF			F-15	9
13	COVER, L. FR. FLOOR SIDE	64432-K0B-T00	ZG	ZC			F-14	13
14	COVER, L. FR. SIDE	64502-K0B-T00	ZG	ZF			F-12	9
15	COVER, L. FR. SIDE INNER	64540-K0B-T00	ZC	ZB			F-13	10
16	COVER, L. MIRROR BASE	88225-K0B-T00	ZA	ZA			F-3	8
17	COVER, L. RR. FLOOR SIDE	64434-K0B-T00	ZB	ZB			F-14	15
18	COVER, NECK GUARD	81135-K0B-T00	ZE	ZD			F-13	14
19	COVER, R. FR. BODY	83520-K0B-T00	ZA	ZF			F-15	7
20	COVER, R. FR. FLOOR SIDE	64431-K0B-T00	ZG	ZC			F-14	12

NSS300A (NSS300AL).....U

No.	MODEL		NSS300AL					Ref. No.
	COLOR		Pearl horizon white NH-B61P	Mat gunpowder black metallic NH-436M	Applicable model		Applicable block No.	
	CODE		NHB61	NH436	Initial applicable model	Final applicable model		
	Name of colored parts	Basic part No.						
21	COVER, R. FR. SIDE	64501-K0B-T00	ZG	ZF			F-12	8
22	COVER, R. FR. SIDE INNER	64530-K0B-T00	ZC	ZB			F-13	9
23	COVER, R. MIRROR BASE	88215-K0B-T00	ZA	ZA			F-3	7
24	COVER, R. RR. FLOOR SIDE	64433-K0B-T00	ZB	ZB			F-14	14
25	COVER, RR. CENTER UPPER	83701-K0B-T00	ZA	ZG			F-15	10
26	COVER, SEAT HINGE	77110-K0B-T00	ZA	ZA			F-24	1
27	DUCT, FR. METER PANEL	64335-K0B-T00	ZA	ZA			F-12	3
28	EMBLEM	86831-K0B-T00	ZA	ZA			F-48	4
29	FENDER SET A, FR.	61110-K0B-T10	ZD	ZC			F-11	2
30	GARNISH, HANDLE COVER	53208-K0B-T00	ZE	ZD			F-9	7
31	GARNISH, L. METER	64346-K0B-T00	ZC	ZB			F-12	7
32	GARNISH, R. METER	64345-K0B-T00	ZC	ZB			F-12	6
33	GARNISH, SCREEN	64305-K0B-T00	ZE	ZG			F-12	2
34	GRIP, L. RR.	77340-K0B-T00	ZA	ZA			F-15	3
35	GRIP, R. RR.	77330-K0B-T00	ZA	ZA			F-15	1
36	LID ASSY., INNER BOX	81220-K0B-T00	ZA	ZA			F-13	24
37	LID, FUEL	64405-K0B-T00	ZA	ZA			F-13	4
38	LID, PLUG MAINTENANCE	64323-K0B-T00	ZA	ZA			F-14	8
39	MARK, ABS	86611-MGZ-D10	ZC	ZA			F-48	3
40	MARK, HONDA	86101-K40-F30	ZA	ZA			F-48	1

NSS300A (NSS300AL).....U

No.	MODEL		NSS300AL					
	COLOR		Pearl horizon white	Mat gunpowder black metallic	Applicable model		Applicable block No.	Ref. No.
	CODE		NH-B61P	NH-436M	Initial applicable model	Final applicable model		
	Name of colored parts	Basic part No.	NHB61	NH436				
41	MARK, HONDA	86102-K40-F00	ZA	ZA			F-48	2
42	PANEL, FR. METER	64336-K0B-T00	ZA	ZA			F-12	4
43	PANEL, RR. METER	64337-K0B-T00	ZA	ZA			F-12	5
44	SEAT COMP., DOUBLE	77200-K0B-T00	ZB	ZB			F-24	4
45	STEP, L. FLOOR	64321-K0B-T00	ZA	ZA			F-14	6
46	STEP, R. FLOOR	64311-K0B-T00	ZA	ZA			F-14	3
47	VISOR SET, FR.	67100-K0B-T00	ZA	ZA			F-44	10

JumboIP.com

Fuel hose, general purpose hoses and vinyl hose

- The standard part fuel hose, general purpose hose and vinyl hose may be substituted by the coiled bulk part.
- When ordering the standard part fuel hose, general purpose hose and vinyl hose use the bulk part number written in the parts catalogue in brackets () underneath the part name, or use the catalogue below.
(The bulk part standard length is 1 m, however, those displayed in the catalogue < > are available in 3 m and 8 m lengths.)
- When exchanging the hose, cut and use at the specified length as mentioned in the part name.
(For the method of cutting the bulk part, and method of filling out orders etc., please refer to the service manual and the instructions issued with the bulk part.)
- The list below is a catalogue of the standard part numbers and bulk part numbers. Note that those numbers are applicable to the listed replacement parts only.

Fuel hoses/Tubes			
Standard part No.	Bulk part No.	Bulk part	
		Inner diameter (mm)	Length (m)
95001-30xxx-2x	95001-30001-20M	3.0	1
95001-30xxx-3x	95001-30001-30M	3.0	1
95001-30xxx-4x	95001-30001-40M	3.0	1
95001-35xxx-2x	95001-35001-50M <95001-35003-50M>	3.5	1 3
95001-35xxx-3x	95001-35001-60M <95001-35003-60M>	3.5	1 3
95001-35xxx-4x	95001-35001-60M <95001-35003-60M>	3.5	1 3
95001-35xxx-5x	95001-35001-50M <95001-35003-50M>	3.5	1 3
95001-35xxx-6x	95001-35001-60M <95001-35003-60M>	3.5	1 3
95001-45xxx-2x	95001-45001-50M <95001-45003-50M>	4.5	1 3
95001-45xxx-3x	95001-45001-60M <95001-45003-60M> <95001-45008-60M>	4.5	1 3 8
95001-45xxx-4x	95001-45001-60M <95001-45003-60M> <95001-45008-60M>	4.5	1 3 8
95001-45xxx-5x	95001-45001-50M <95001-45003-50M>	4.5	1 3
95001-45xxx-6x	95001-45001-60M <95001-45003-60M> <95001-45008-60M>	4.5	1 3 8
95001-55xxx-2x	95001-55001-50M <95001-55003-50M> <95001-55008-50M>	5.5	1 3 8

Fuel hoses/Tubes			
Standard part No.	Bulk part No.	Bulk part	
		Inner diameter (mm)	Length (m)
95001-55xxx-3x	95001-55001-60M <95001-55003-60M> <95001-55008-60M>	5.5	1 3 8
95001-55xxx-4x	95001-55001-60M <95001-55003-60M> <95001-55008-60M>	5.5	1 3 8
95001-55xxx-5x	95001-55001-50M <95001-55003-50M> <95001-55008-50M>	5.5	1 3 8
95001-55xxx-6x	95001-55001-60M <95001-55003-60M> <95001-55008-60M>	5.5	1 3 8
95001-75xxx-2x	95001-75001-50M <95001-75003-50M>	7.5	1 3
95001-75xxx-3x	95001-75001-60M <95001-75003-60M> <95001-75008-60M>	7.5	1 3 8
95001-75xxx-4x	95001-75001-60M <95001-75003-60M> <95001-75008-60M>	7.5	1 3 8
95001-75xxx-5x	95001-75001-50M <95001-75003-50M>	7.5	1 3
95001-75xxx-6x	95001-75001-60M <95001-75003-60M> <95001-75008-60M>	7.5	1 3 8
95001-80xxx-2x	95001-80001-50M	8.0	1
95001-80xxx-3x	95001-80001-60M	8.0	1
95001-80xxx-4x	95001-80001-60M	8.0	1
95001-80xxx-5x	95001-80001-50M	8.0	1
95001-80xxx-6x	95001-80001-60M	8.0	1

Vinyl tube				
Standard part No.	Bulk part No.	Bulk part		
		Inner dia- meter (mm)	Outer dia-meter (mm)	Length (m)
95003-01xxx-3x	95003-01001-60M <95003-01003-60M>	2.9	6.8	1 3
95003-01xxx-60	95003-01001-60M <95003-01003-60M>	2.9	6.8	1 3
95003-03xxx-3x	95003-03001-60M <95003-03003-60M>	3.0	6.0	1 3
95003-03xxx-60	95003-03001-60M <95003-03003-60M>	3.0	6.0	1 3
95003-05xxx-3x	95003-05001-60M <95003-05003-60M> <95003-05008-60M>	3.5	6.5	1 3 8
95003-05xxx-60	95003-05001-60M <95003-05003-60M> <95003-05008-60M>	3.5	6.5	1 3 8
95003-07xxx-1x	95003-07001-10M <95003-07003-10M> <95003-07008-10M>	4.0	7.0	1 3 8
95003-07xxx-20	95003-07001-10M <95003-07003-10M> <95003-07008-10M>	4.0	7.0	1 3 8
95003-07xxx-3x	95003-07001-60M <95003-07003-60M> <95003-07008-60M>	4.0	7.0	1 3 8
95003-07xxx-60	95003-07001-60M <95003-07003-60M> <95003-07008-60M>	4.0	7.0	1 3 8
95003-07xxx-7x	95003-07001-70M <95003-07003-70M> <95003-07008-70M>	4.0	7.0	1 3 8
95003-08xxx-1x	95003-08001-10M <95003-08003-10M> <95003-08008-10M>	4.5	6.5	1 3 8
95003-09xxx-3x	95003-09001-60M <95003-09003-60M>	4.5	8.0	1 3
95003-09xxx-60	95003-09001-60M <95003-09003-60M>	4.5	8.0	1 3
95003-10xxx-1x	95003-10001-10M <95003-10003-10M>	5.0	8.0	1 3
95003-10xxx-20	95003-10001-10M <95003-10003-10M>	5.0	8.0	1 3
95003-10xxx-3x	95003-10001-60M <95003-10003-60M>	5.0	8.0	1 3
95003-10xxx-60	95003-10001-60M <95003-10003-60M>	5.0	8.0	1 3
95003-11xxx-3x	95003-11001-60M <95003-11003-60M> <95003-11008-60M>	5.0	9.0	1 3 8
95003-11xxx-60	95003-11001-60M <95003-11003-60M> <95003-11008-60M>	5.0	9.0	1 3 8
95003-12xxx-1x	95003-12001-10M <95003-12003-10M> <95003-12008-10M>	5.0	7.0	1 3 8
95003-12xxx-20	95003-12001-10M <95003-12003-10M> <95003-12008-10M>	5.0	7.0	1 3 8

Vinyl tube				
Standard part No.	Bulk part No.	Bulk part		
		Inner dia- meter (mm)	Outer dia-meter (mm)	Length (m)
95003-14xxx-1x	95003-14001-10M <95003-14003-10M>	6.0	9.0	1 3
95003-14xxx-20	95003-14001-10M <95003-14003-10M>	6.0	9.0	1 3
95003-14xxx-3x	95003-14001-60M <95003-14003-60M>	6.0	9.0	1 3
95003-17xxx-1x	95003-17001-10M <95003-17003-10M>	7.0	9.0	1 3
95003-19xxx-1x	95003-19001-10M <95003-19003-10M> <95003-19008-10M>	7.0	11.0	1 3 8
95003-19xxx-20	95003-19001-10M <95003-19003-10M> <95003-19008-10M>	7.0	11.0	1 3 8
95003-19xxx-3x	95003-19001-60M <95003-19003-60M> <95003-19008-60M>	7.0	11.0	1 3 8
95003-19xxx-60	95003-19001-60M <95003-19003-60M> <95003-19008-60M>	7.0	11.0	1 3 8
95003-21xxx-1x	95003-21001-10M <95003-21003-10M>	8.0	9.0	1 3
95003-21xxx-20	95003-21001-10M <95003-21003-10M>	8.0	9.0	1 3
95003-23xxx-1x	95003-23001-10M <95003-23003-10M>	8.0	12.0	1 3
95003-23xxx-20	95003-23001-10M <95003-23003-10M>	8.0	12.0	1 3
95003-23xxx-3x	95003-23001-60M <95003-23003-60M> <95003-23008-60M>	8.0	12.0	1 3 8
95003-23xxx-60	95003-23001-60M <95003-23003-60M> <95003-23008-60M>	8.0	12.0	1 3 8
95003-25xxx-1x	95003-25001-10M <95003-25003-10M>	9.0	11.0	1 3
95003-25xxx-20	95003-25001-10M <95003-25003-10M>	9.0	11.0	1 3
95003-25xxx-3x	95003-25001-60M <95003-25003-60M>	9.0	11.0	1 3
95003-25xxx-7x	95003-25001-70M <95003-25003-70M>	9.0	11.0	1 3
95003-27xxx-1x	95003-27001-10M <95003-27003-10M>	9.0	13.0	1 3
95003-27xxx-20	95003-27001-10M <95003-27003-10M>	9.0	13.0	1 3
95003-27xxx-3x	95003-27001-60M <95003-27003-60M>	9.0	13.0	1 3
95003-27xxx-60	95003-27001-60M <95003-27003-60M>	9.0	13.0	1 3
95003-33xxx-1x	95003-33001-10M <95003-33003-10M>	10.0	14.0	1 3
95003-33xxx-20	95003-33001-10M <95003-33003-10M>	10.0	14.0	1 3

Vinyl tube				
Standard part No.	Bulk part No.	Bulk part		
		Inner dia- meter (mm)	Outer dia-meter (mm)	Length (m)
95003-36xxx-1x	95003-36001-10M <95003-36003-10M> <95003-36008-10M>	11.0	13.0	1 3 8
95003-36xxx-20	95003-36001-10M <95003-36003-10M> <95003-36008-10M>	11.0	13.0	1 3 8
95003-37xxx-3x	95003-37001-60M <95003-37003-60M>	11.0	15.0	1 3
95003-37xxx-60	95003-37001-60M <95003-37003-60M>	11.0	15.0	1 3
95003-38xxx-1x	95003-38001-10M <95003-38003-10M>	12.0	13.0	1 3
95003-38xxx-20	95003-38001-10M <95003-38003-10M>	12.0	13.0	1 3
95003-39xxx-1x	95003-39001-10M <95003-39003-10M>	12.0	14.0	1 3
95003-39xxx-20	95003-39001-10M <95003-39003-10M>	12.0	14.0	1 3
95003-40xxx-20	95003-40001-10M <95003-40003-10M>	12.0	16.0	1 3
95003-40xxx-3x	95003-40001-60M <95003-40003-60M>	12.0	16.0	1 3
95003-40xxx-60	95003-40001-60M <95003-40003-60M>	12.0	16.0	1 3
95003-43xxx-1x	95003-43001-10M <95003-43003-10M> <95003-43008-10M>	13.0	15.0	1 3 8
95003-43xxx-20	95003-43001-10M <95003-43003-10M> <95003-43008-10M>	13.0	15.0	1 3 8
95003-45xxx-1x	95003-45001-10M <95003-45003-10M> <95003-45008-10M>	14.0	18.0	1 3 8
95003-45xxx-20	95003-45001-10M <95003-45003-10M> <95003-45008-10M>	14.0	18.0	1 3 8
95003-50xxx-1x	95003-50001-10M <95003-50003-10M>	16.0	19.0	1 3
95003-50xxx-20	95003-50001-10M <95003-50003-10M>	16.0	19.0	1 3
95003-50xxx-3x	95003-50001-60M <95003-50003-60M>	16.0	19.0	1 3
95003-55xxx-1x	95003-55001-10M <95003-55003-10M>	17.5	20.5	1 3
95003-55xxx-20	95003-55001-10M <95003-55003-10M>	17.5	20.5	1 3
95003-60xxx-1x	95003-60001-10M <95003-60003-10M>	22.0	27.0	1 3
95003-60xxx-20	95003-60001-10M <95003-60003-10M>	22.0	27.0	1 3
95003-60xxx-3x	95003-60001-60M <95003-60003-60M>	22.0	27.0	1 3
95003-60xxx-60	95003-60001-60M <95003-60003-60M>	22.0	27.0	1 3

General purpose hoses			
Standard part No.	Bulk part No.	Bulk part	
		Inner diameter (mm)	Length (m)
95005-11xxx-3x	95005-11001-30M	11.0	1
95005-11xxx-5x	95005-11001-50M	11.0	1
95005-12xxx-1x	95005-12001-10M <95005-12003-10M>	12.0	1 3
95005-12xxx-2x	95005-12001-20M	12.0	1
95005-12xxx-3x	95005-12001-30M	12.0	1
95005-12xxx-5x	95005-12001-50M	12.0	1
95005-14xxx-1x	95005-14001-10M	14.0	1
95005-14xxx-2x	95005-14001-20M <95005-14003-20M>	14.0	1 3
95005-14xxx-3x	95005-14001-30M	14.0	1
95005-14xxx-5x	95005-14001-50M	14.0	1
95005-17xxx-1x	95005-17001-10M	17.0	1
95005-17xxx-2x	95005-17001-20M	17.0	1
95005-17xxx-3x	95005-17001-30M	17.0	1
95005-17xxx-5x	95005-17001-50M	17.0	1
95005-30xxx-3x	95005-30001-30M	3.0	1
95005-30xxx-5x	95005-30001-50M	3.0	1
95005-35xxx-1x	95005-35001-10M <95005-35003-10M> <95005-35008-10M>	3.5	1 3 8
95005-35xxx-2x	95005-35001-20M	3.5	1
95005-35xxx-3x	95005-35001-30M	3.5	1
95005-35xxx-4x	95005-35001-10M <95005-35003-10M> <95005-35008-10M>	3.5	1 3 8
95005-35xxx-5x	95005-35001-50M	3.5	1
95005-45xxx-1x	95005-45001-10M <95005-45003-10M> <95005-45008-10M>	4.5	1 3 8
95005-45xxx-2x	95005-45001-20M	4.5	1
95005-45xxx-3x	95005-45001-30M	4.5	1

General purpose hoses			
Standard part No.	Bulk part No.	Bulk part	
		Inner diameter (mm)	Length (m)
95005-45xxx-4x	95005-45001-10M <95005-45003-10M> <95005-45008-10M>	4.5	1 3 8
95005-45xxx-5x	95005-45001-50M	4.5	1
95005-50xxx-3x	95005-50001-30M <95005-50003-30M>	5.0	1 3
95005-50xxx-5x	95005-50001-50M	5.0	1
95005-55xxx-1x	95005-55001-10M <95005-55003-10M> <95005-55008-10M>	5.3	1 3 8
95005-55xxx-2x	95005-55001-20M <95005-55003-20M>	5.3	1 3
95005-55xxx-4x	95005-55001-10M <95005-55003-10M> <95005-55008-10M>	5.3	1 3 8
95005-65xxx-1x	95005-65001-10M <95005-65003-10M>	6.5	1 3
95005-65xxx-2x	95005-65001-20M	6.5	1
95005-70xxx-3x	95005-70001-30M <95005-70003-30M>	7.0	1 3
95005-70xxx-5x	95005-70001-50M	7.0	1
95005-75xxx-1x	95005-75001-10M <95005-75003-10M>	7.3	1 3
95005-75xxx-2x	95005-75001-20M	7.3	1
95005-80xxx-1x	95005-80001-10M <95005-80003-10M>	8.0	1 3
95005-80xxx-2x	95005-80001-20M	8.0	1
95005-80xxx-3x	95005-80001-30M	8.0	1
95005-80xxx-5x	95005-80001-50M	8.0	1
95005-91xxx-3x	95005-91001-30M	12.0	1
95005-91xxx-5x	95005-91001-50M	12.0	1
95005-92xxx-3x	95005-92001-30M	12.0	1
95005-92xxx-5x	95005-92001-50M	12.0	1

NOTE: X is displayed to represent the omitted numerals and letters of the roman alphabet.

⊙ **CAUTION: It is DANGEROUS to confuse the fuel hose with the general purpose hose or vinyl hose.**

Never use a general purpose hose or vinyl hose in place of a fuel hose or vice versa. Always use the correct bulk part in the parts catalogue, according to the service manual or the instructions issued with the bulk part.

• Bulk part number of fuel hose, general purpose hose and vinyl hose.

(Example)

95001-75001-50M

Bulk part number: Refers to the bulk part.

Marking code (hose type): (fuel hose and general purpose hose)

Change code (for added hose): (Vinyl hose)

- Indicates number mark or change sequence, however, the code for the bulk part must be strictly 0 (zero).

Types of code:

- Fuel hose
 - 2: Red outside braid (3 mm inside dia. only)
 - 5: Black inside braid
 - 3: Red (3 mm inside dia. only)
 - 4: Ash gray with red stripe (3 mm inside dia. only)
 - 6: Black
- Vinyl hose
 - 1: Clear
 - 2: Black
 - 3: Light red
 - 6: Light red
 - 7: Pale black
- General hose
 - 1: Ash gray
 - 2: Ash gray
 - 3: Black
 - 5: Black

Lengths: 001: 1 m (standard)
003: 3 m
008: 8 m

I.D code: (fuel hose and general purpose hose)

- 30: 3.0 mm
- 35: 3.5 mm
- 45: 4.5 mm
- 50: 5.0 mm
- 55: 5.3 mm, 5.5 mm
- 65: 6.5 mm
- 70: 7.0 mm
- 75: 7.3 mm, 7.5 mm
- 80: 8.0 mm
- 11: 11 mm
- 91: 12 mm (outside dia. 15) mm
- 92: 12 mm (outside dia. 16) mm
- 12: 12 mm (outside dia. 17) mm
- 14: 14 mm
- 17: 17 mm

ID./OD. code: (vinyl hose)

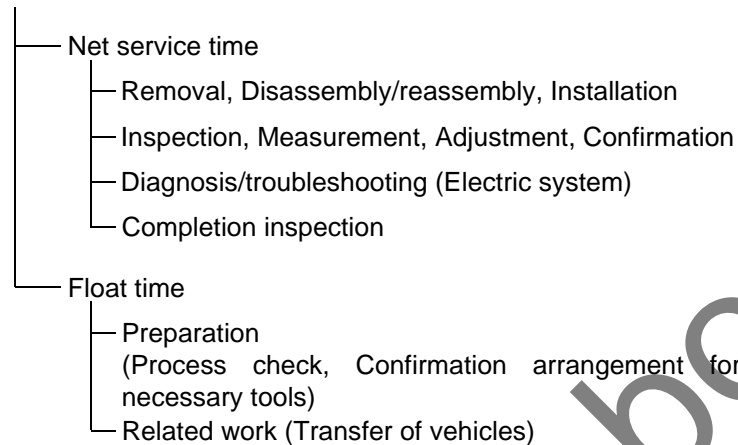
- 01: ID. 2.9, OD. 6.8 mm
- 03: ID. 3.0, OD. 6.0 mm
- 05: ID. 3.5, OD. 6.5 mm
- 07: ID. 4.0, OD. 7.0 mm
- 08: ID. 4.5, OD. 6.5 mm
- 09: ID. 4.5, OD. 8.0 mm
- 12: ID. 5.0, OD. 7.0 mm
- 10: ID. 5.0, OD. 8.0 mm
- 11: ID. 5.0, OD. 9.0 mm
- 14: ID. 6.0, OD. 9.0 mm
- 17: ID. 7.0, OD. 9.0 mm
- 19: ID. 7.0, OD. 11.0 mm
- 21: ID. 8.0, OD. 9.0 mm
- 23: ID. 8.0, OD. 12.0 mm
- 25: ID. 9.0, OD. 11.0 mm
- 27: ID. 9.0, OD. 13.0 mm
- 33: ID. 10.0, OD. 14.0 mm
- 36: ID. 11.0, OD. 13.0 mm
- 37: ID. 11.0, OD. 15.0 mm
- 38: ID. 12.0, OD. 13.0 mm
- 39: ID. 12.0, OD. 14.0 mm
- 40: ID. 12.0, OD. 16.0 mm
- 43: ID. 13.0, OD. 15.0 mm
- 45: ID. 14.0, OD. 18.0 mm
- 50: ID. 16.0, OD. 19.0 mm
- 55: ID. 17.5, OD. 20.5 mm
- 60: ID. 22.0, OD. 27.0 mm

Hose type: 1: Fuel hose
3: Vinyl hose
5: General hose

FLAT RATE SERVICE TIME

Flat rate service time (FRT) means the standard time required to service a MC, which is listed in this manual to help the dealers control the actual working process and calculate the service charge by using it as a guide.

FRT setting system



* Float time is set by multiplying the net service time by a given coefficient.

Editorial style

The service items shown in the text are listed with the exchange work time for the repair sales parts as the subject. Other representative service items not using repair parts (removal/installation, adjustment, inspection/measuring, and other work) are listed collectively in the list in the preface, classified according to the work.

FRT setting standard

- Decimal system (in unit of 0.1) is adopted to set FRT as it is convenient to calculate the wage.
Example: (0.1) → 6 minutes, (0.2) → 12 minutes
[Labor cost per hour] x [FRT] = [Wage]
- FRT is set with a hand tool.
- Service items and FRT can be subject to change depending on development of tools and service equipment and improvement in service procedure.

Work procedure

- As the work procedure is set with the work time according to the method in the separate Service Manual, refer to this Manual as required.
- Work methods permitting servicing in the shortest time still permitting assurance of safe work and product warranty are used for the setting of service items not listed in the Service Manual.
- Work basically is to be performed by one person, and when two or more people are required, setting is done as the total time for the number of people.
- The set value for the technological level of the workers uses a person with three years of experience in the repair of Honda vehicles as the standard.
- Special tools and service equipment used to set FRT are those specified or recommended in Service Manual.

Service item whose FRT is not presented

- Accessories and service parts that are not listed to use in this manual.
 - Locations with little aging deterioration or breakage during normal use.
 - Service work that can be finished by one touch.
 - Service work that is seldom done (i.e. extremely small causes of trouble and service frequency).
- * When FRT is not presented, please calculate wages based on appropriate actual work time

Operation not included of FRT

- Oil and coolant water draining, Waiting time for warming up operation and etc..
- Additional operation that involves removal/installation of standard exterior equipment.
- Indirect time spent for service by visiting the customer, trade-in, and delivery of a MC.
- Indirect time required for ordering and delivery of parts.
- Cost for grease, adhesive agent, etc. used for service work.

Explanation of FRT by using an example
(The example may differ from the actual presented items)

Ref. No.	L.O.N.	(Relative ref. Number) Description	F.R.T.
②	111118	(1, 3, 4, 7) CAMSHAFT 4.5	②
③	111118A	⑥ • Includes: Valve clearance adjustment Replace rocker arm add 1.0	⑤

- ① Reference No. of the illustration of part that shows location of the replacement work.
- ② FRT is an abbreviation of Flat Rate Time indicating the standard service time required for the replacement.
- ③ LON is an abbreviation of Labor Operation Number, and it is a classification of the service items by the work unit code.

The same operation code is used regardless of the models.

Standard operation is indicated with 6 digits code, and additional operation is indicated with 7 digits code.

- ④ Indicating the camshaft replacement and FRT4.5.
- ⑤ Indicating FRT1.0 that will be added when additional operation (replace rocker arm) is done in association with camshaft replacement.

⑥ Indicating work contents that are included in the service item.

⑦ Indicating a reference No. whose operation and time are the same as FRT4.5 for the camshaft.

(The application range is limited to the service items without an LON setting within a same block.)

How to refer to the service item by using the sample
(camshaft replacement)

Open to the page of the block where the camshaft's spare part illustration is shown.



Look for the camshaft illustration, and refer to the service item and FRT that agree with the reference No.

Indication mark for the listing of service items that continues to the following page

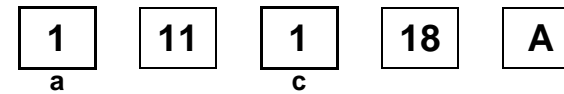
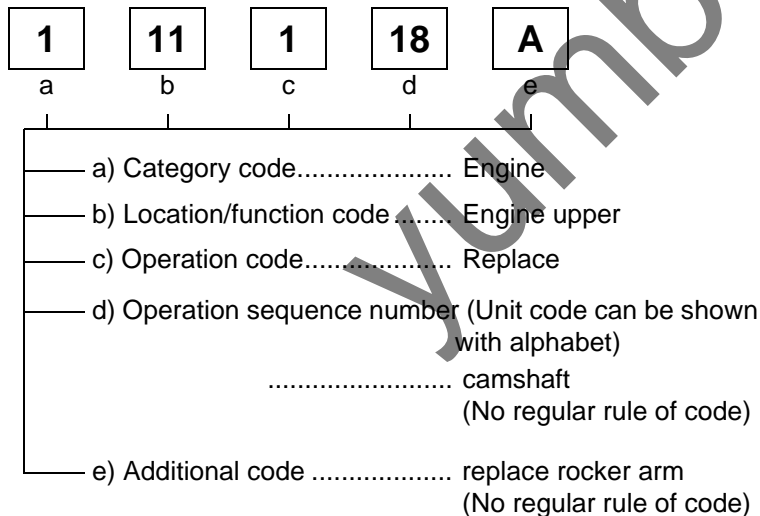
Ref. No.	L.O.N.	(Relative ref. Number) Description	F.R.T.
2	111118	CAMSHAFT	4.5
	.	.	.
	.	.	.

+
Mark indicated at the last line.

Indication of the block with no setting of FRT

Ref. No.	L.O.N.	(Relative ref. Number) Description	F.R.T.
NO INFORMATION			

• LON code system



a) Category codes and classification

Code	Category
1	Engine
2	Transmission
3	Fuel & Exhaust
4	Frame & Body
♦ 5	Steering/Suspension
6	Electrical
7	Wheels/Brakes
8	Controls/instrument
9	-
0	-

c) Operation codes and classification

Code	Operation category
1	Replace, Removal/Installation, Change
2	Overhaul
3	Adjust, Balance
4	(Paint-related work: Top-coat)
5	Test, Inspect/diagnose, Measurement, Check
6	(Overhaul-related work: Rebore)
7	(Overhaul-related work: Reseal)
8	(Resurface)
9	(Paint-related work: Refinish)
0	Repair, Cleaning, Air bleeding

Major service items without using spare parts
Removal/Installation, Adjustment, Inspection/Masurement, Other work

[E: Engine, F: Frame]

*** OPERATIONS OTHER THAN REPLACING PARTS**

• Removal/installation

Set for the configuration with the parts removed from the vehicle.

	LON	DESCRIPTION	FRT
E	1101E5	TILTING ENGINE ASSEMBLY-REMOVAL/INSTALLATION INCLUDES: All necessary adjustment	3.4
	3111D5	THROTTLE BODY ASSEMBLY-REMOVAL/INSTALLATION	1.1
	1101E6	CRANKCASE SEPARATION INCLUDES: Engine removal and installation	5.8
F	1151E6	RADIATOR ASSEMBLY-REMOVAL/INSTALLATION	1.7

• Adjustment

	LON	DESCRIPTION	FRT
E	6143A1	SPARK PLUG-ADJUSTMENT/CLEANING	0.1
	1113A0	VALVE CLEARANCE-ADJUSTMENT NOTE: For 1 vehicle	0.8
F	6163A0	HEADLIGHT-AIMING	0.1
	7103A1	FRONT WHEEL-BALANCE	0.5
	7103A2	REAR WHEEL-BALANCE	0.6
	3113A3	THROTTLE OPERATION-ADJUSTMENT	0.1

• Inspection/Measurement

	LON	DESCRIPTION	FRT
E	1115A0	COMPRESSION PRESSURE-MEASUREMENT	0.2
	6145A0	IGNITION TIMING-INSPECTION	0.2
F	6105A0	BATTERY-CHARGE INCLUDES: In case of open type battery, checking electrolyte level and charge.	0.2

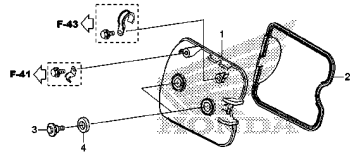
• Other work

	LON	DESCRIPTION	FRT
E	1130A1	OIL FILTER SCREEN-CLEANING	1.4
F	7110A0	FRONT BRAKE-AIR BLEEDING	0.2
	7110A1	REAR BRAKE-AIR BLEEDING	0.4
	1151E7	RADIATOR COOLANT-CHANGE	0.5
	6155A0	SMART CARD KEY MEMORIZATION	0.5
	6185A0	ECM/PCM UPDATE	0.3

ENGINE GROUP

E-2

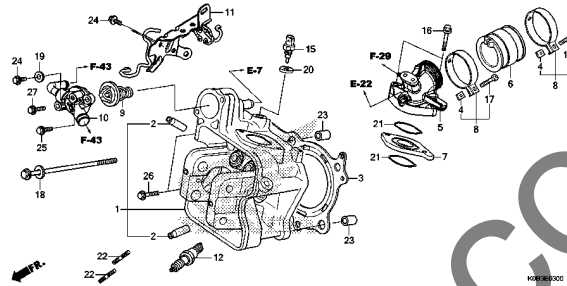
CYLINDER HEAD COVER



K03E0000

E-3

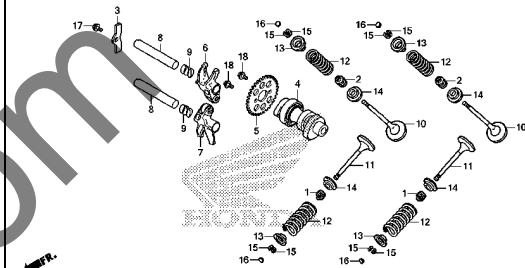
CYLINDER HEAD



K03E0000

E-4

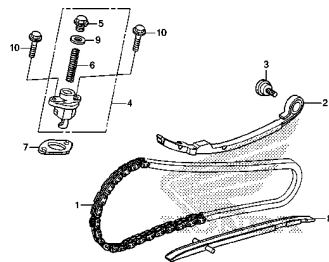
CAMSHAFT/VALVE



K03E0000

E-5

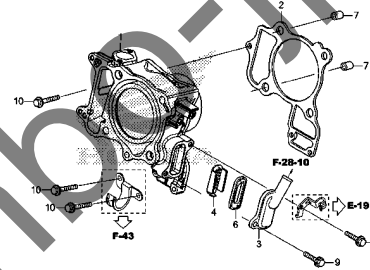
CAM CHAIN



K03E0000

E-6

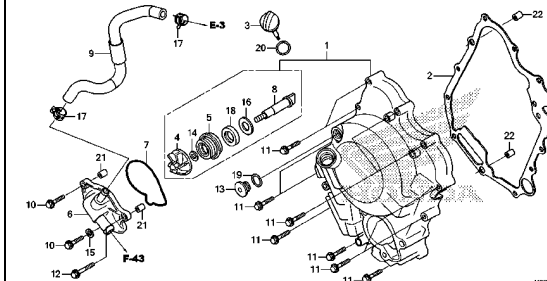
CYLINDER/REED VALVE



K03E0000

E-7

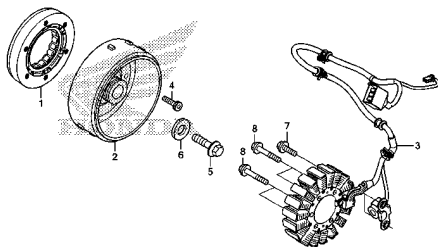
RIGHT CRANKCASE COVER/WATER PUMP



K03E0700

E-8

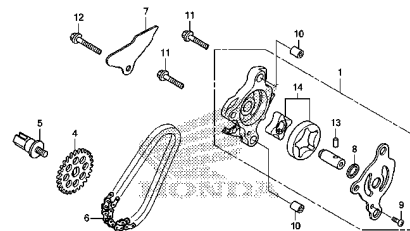
GENERATOR



K03E0000

E-11

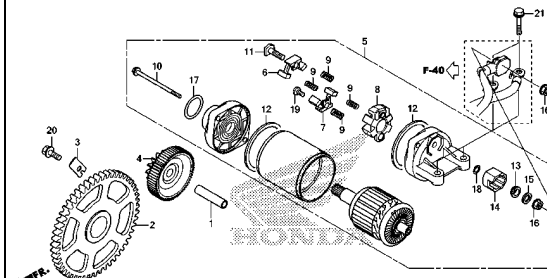
OIL PUMP



K03E1100

E-12

STARTER MOTOR

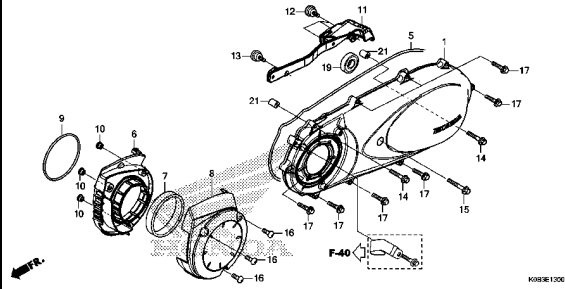


K03E1200

ENGINE GROUP

E-13

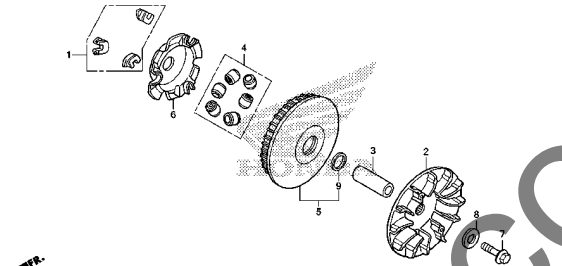
LEFT CRANKCASE COVER



K08E1300

E-16

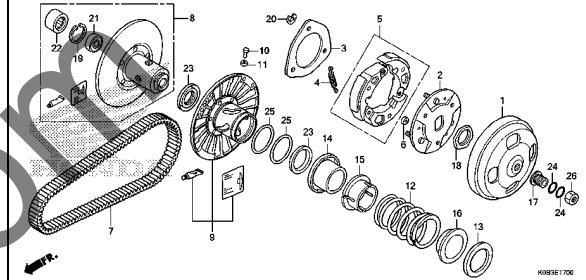
DRIVE FACE



K08E1600

E-17

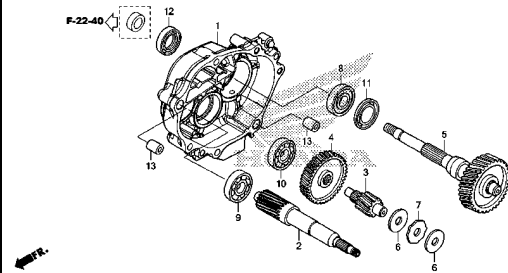
DRIVEN FACE



K08E1700

E-17-10

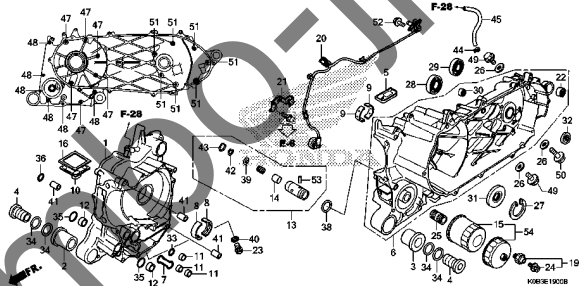
TRANSMISSION



K08E1710

E-19

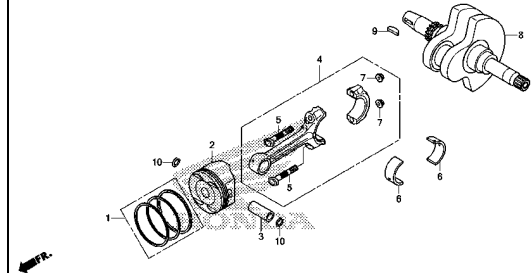
CRANKCASE



K08E1900B

E-20

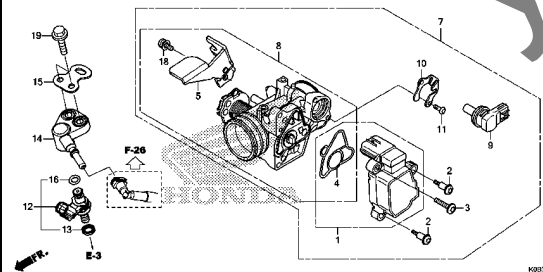
CRANKSHAFT/PISTON



K08E2000

E-22

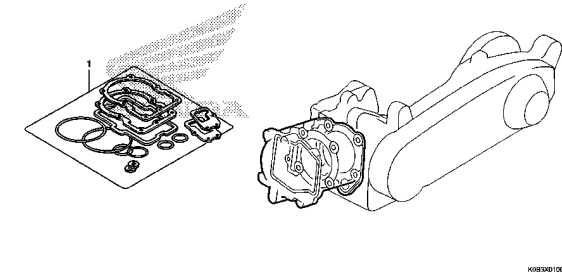
THROTTLE BODY



K08E2200

EOP-1

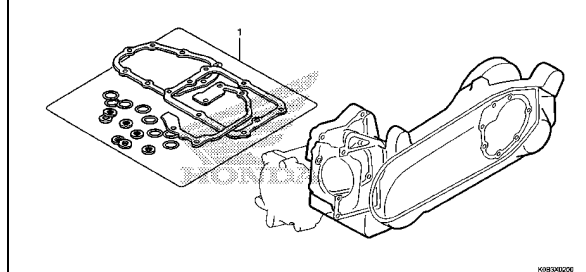
GASKET KIT A



K08E0100

EOP-2

GASKET KIT B

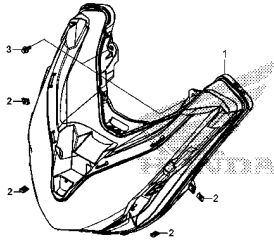


K08E0200

FRAME GROUP

F-1

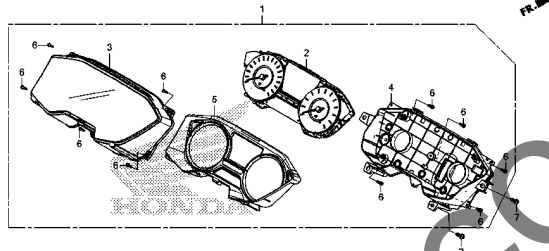
HEADLIGHT



K003F3100

F-2

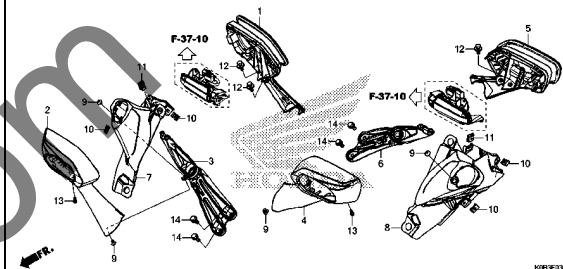
COMBINATION METER



K003F3200

F-3

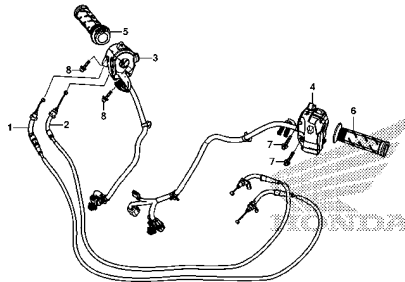
MIRROR



K003F3300

F-4

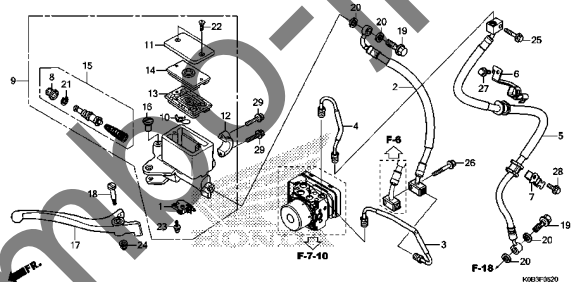
SWITCH/CABLE



K003F3400

F-5-20

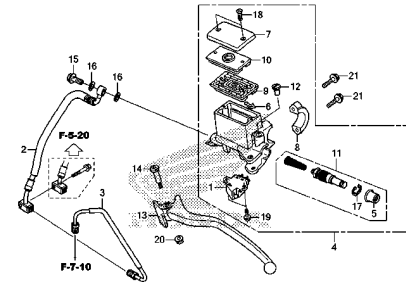
FRONT BRAKE MASTER CYLINDER



K003F3520

F-6

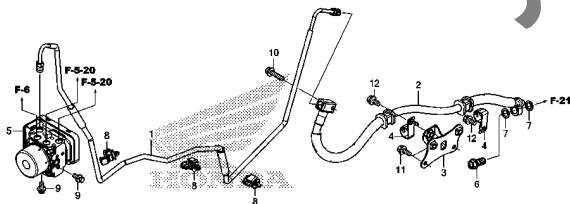
REAR BRAKE MASTER CYLINDER



K003F3600

F-7-10

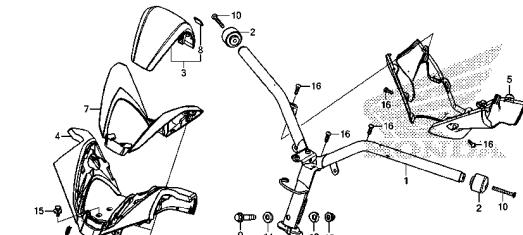
REAR BRAKE PIPE



K003F3710

F-9

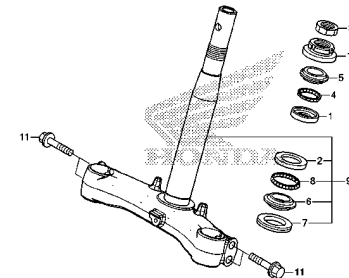
STEERING HANDLE/HANDLE COVER



K003F3900

F-10

STEERING STEM

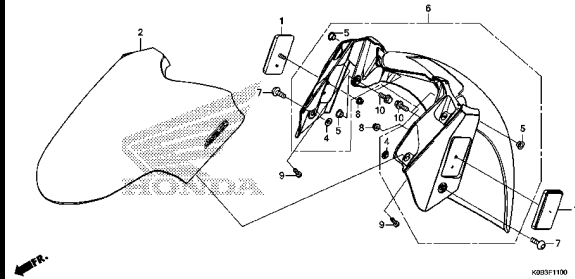


K003F4000

FRAME GROUP

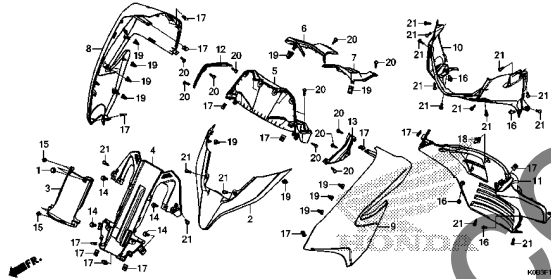
F-11

FRONT FENDER



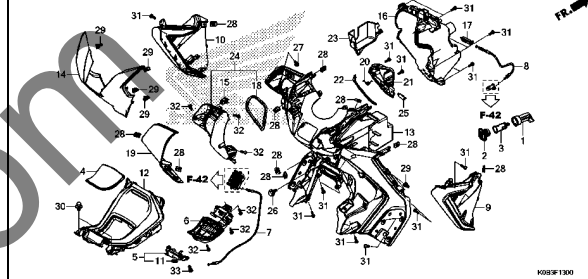
F-12

FRONT COVER/METER PANEL



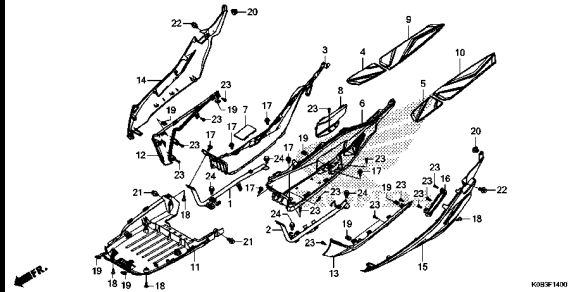
F-13

INNER COVER



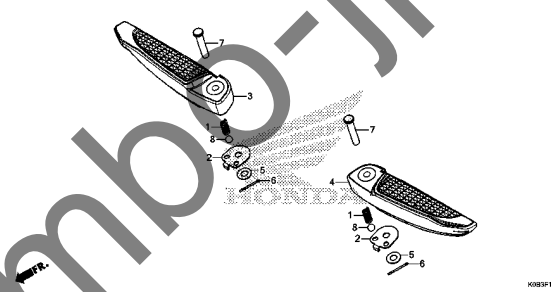
F-14

FLOOR STEP



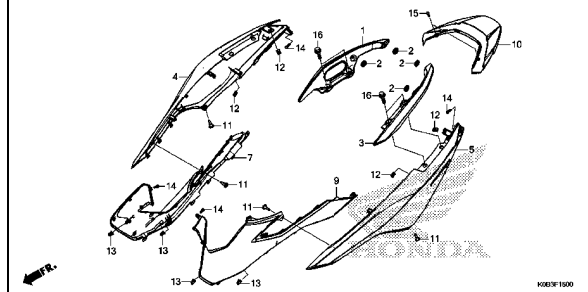
F-14-10

PILLION STEP



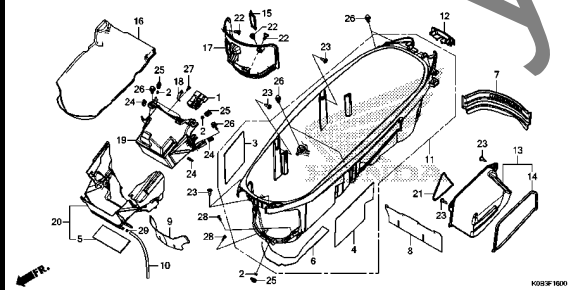
F-15

BODY COVER/REAR GRIP



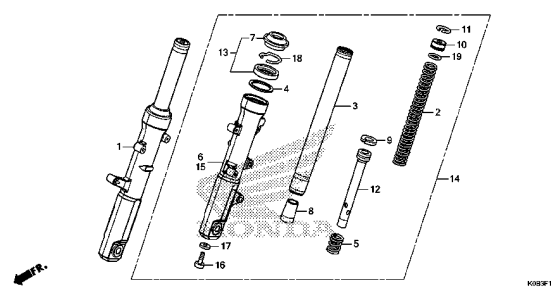
F-16

LUGGAGE BOX



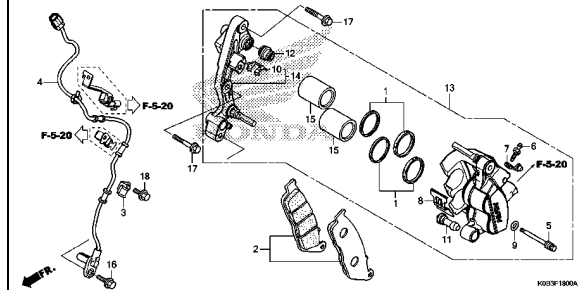
F-17

FRONT FORK



F-18

FRONT BRAKE CALIPER

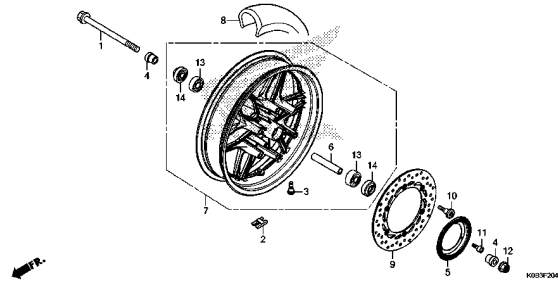


3

FRAME GROUP

F-20-40

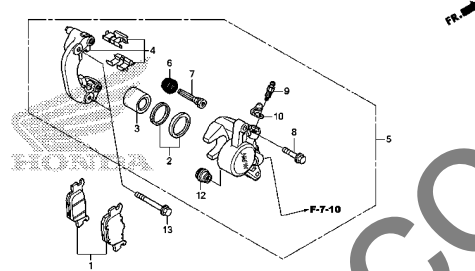
FRONT WHEEL



K083F2040

F-21

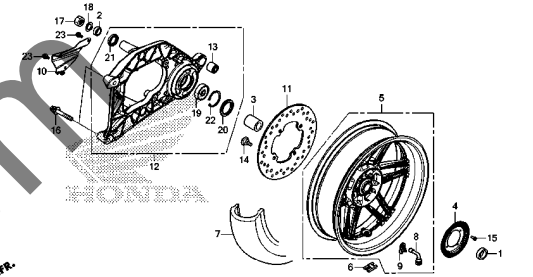
REAR BRAKE CALIPER



K083F2100

F-22-40

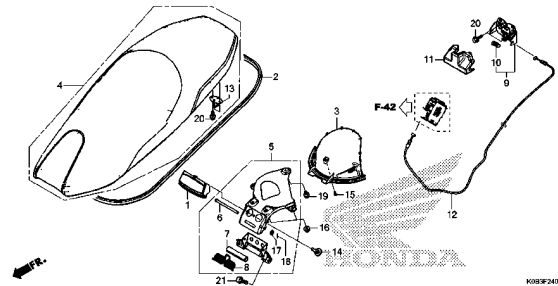
REAR WHEEL/SWINGARM



K083F2240

F-24

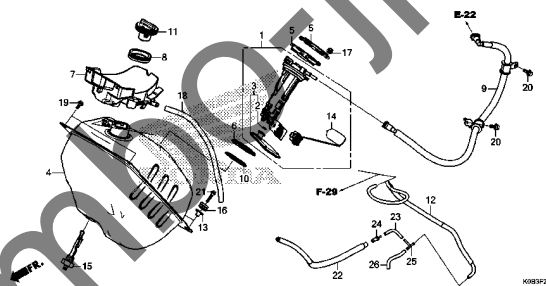
SEAT



K083F2400

F-26

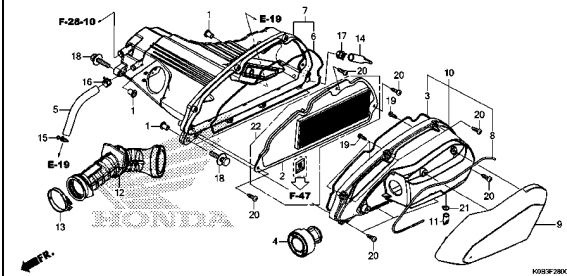
FUEL TANK



K083F2600

F-28

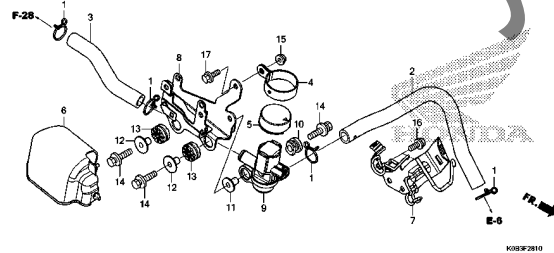
AIR CLEANER



K083F2800A

F-28-10

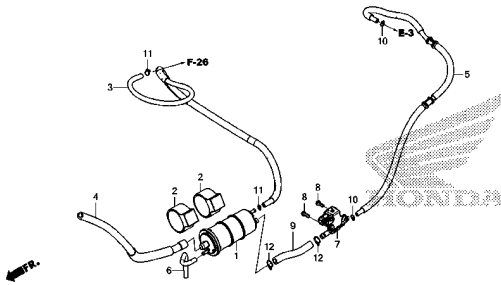
AIR INJECTION SOLENOID VALVE



K083F2810

F-29

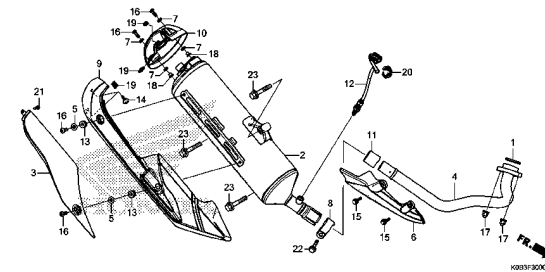
CANISTER



K083F2900

F-30

EXHAUST MUFFLER



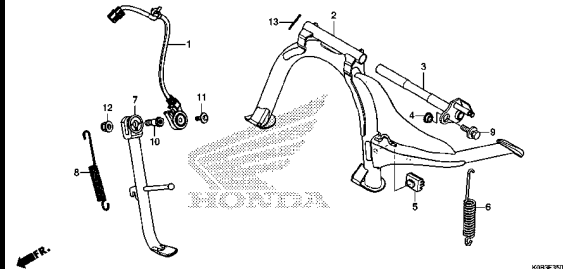
K083F3000

3

FRAME GROUP

F-35

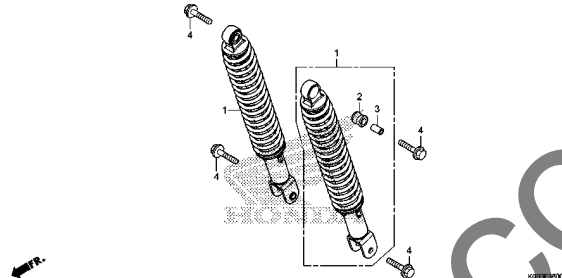
STAND



K08F3500

F-36

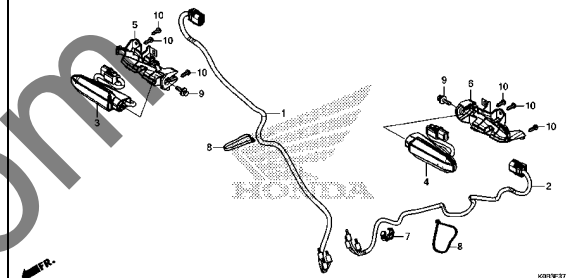
REAR CUSHION



K08F3600

F-37-10

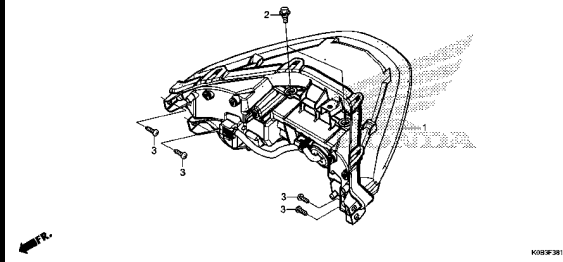
FRONT WINKER



K08F3710

F-38-10

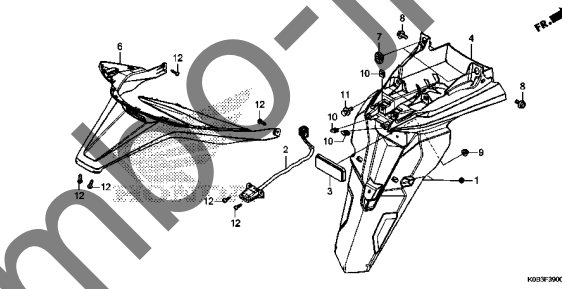
REAR COMBINATION LIGHT



K08F3810

F-39

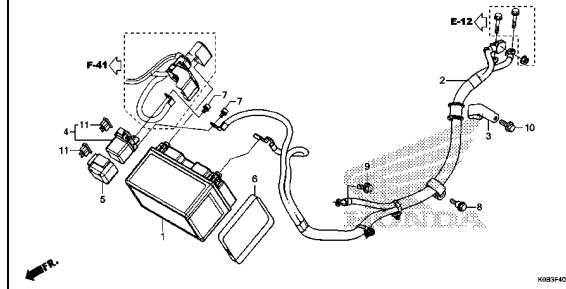
REAR FENDER



K08F3900

F-40

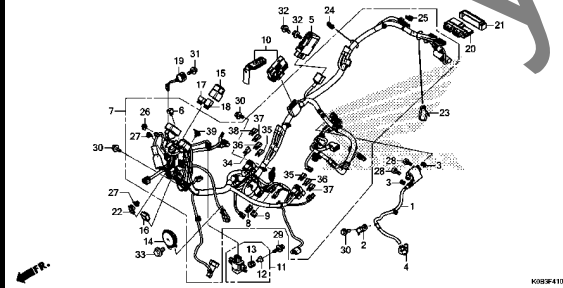
BATTERY



K08F4000

F-41

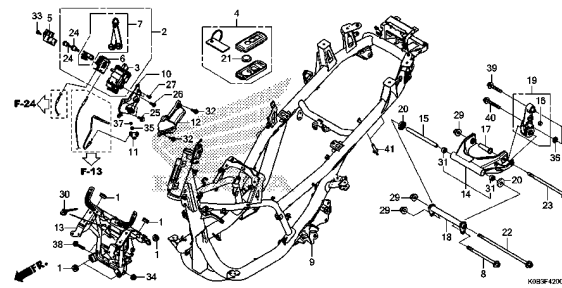
WIRE HARNESS



K08F4100

F-42

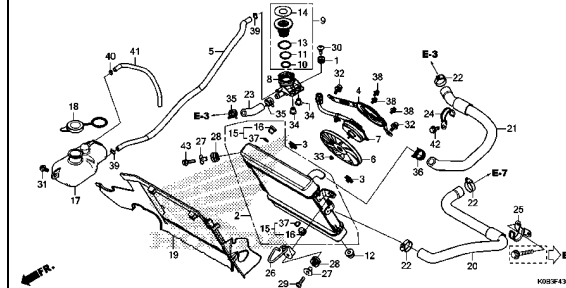
FRAME BODY



K08F4200

F-43

RADIATOR

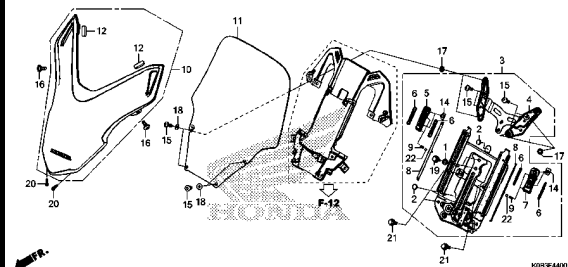


K08F4300

FRAME GROUP

F-44

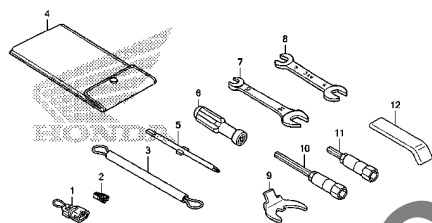
FRONT VISOR/WINDSCREEN



K03F4400

F-46

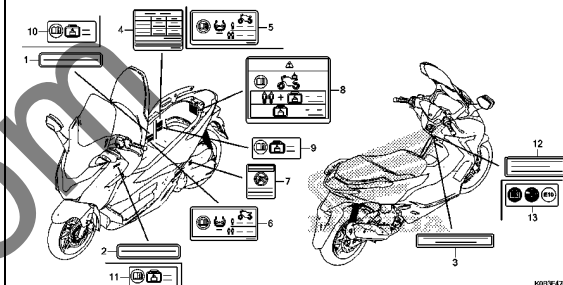
TOOLS



K03F4600

F-47

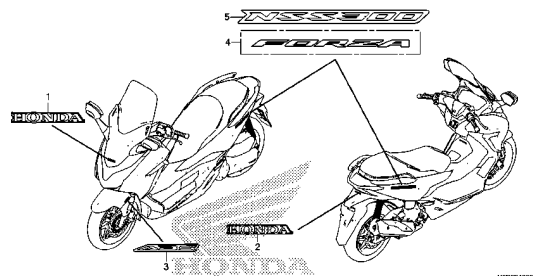
CAUTION LABEL



K03F4700

F-48

MARK/EMBLEM

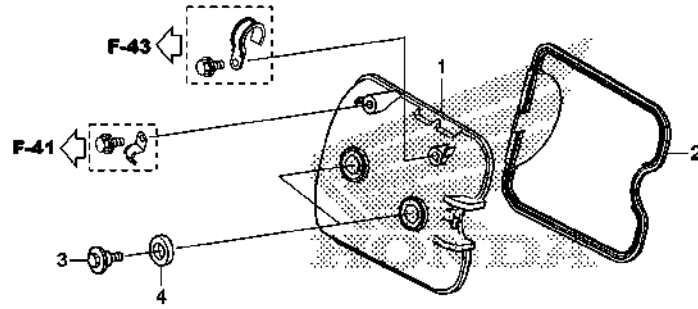


K03F4800A

3

E-2

CYLINDER HEAD COVER



K0B3E0200

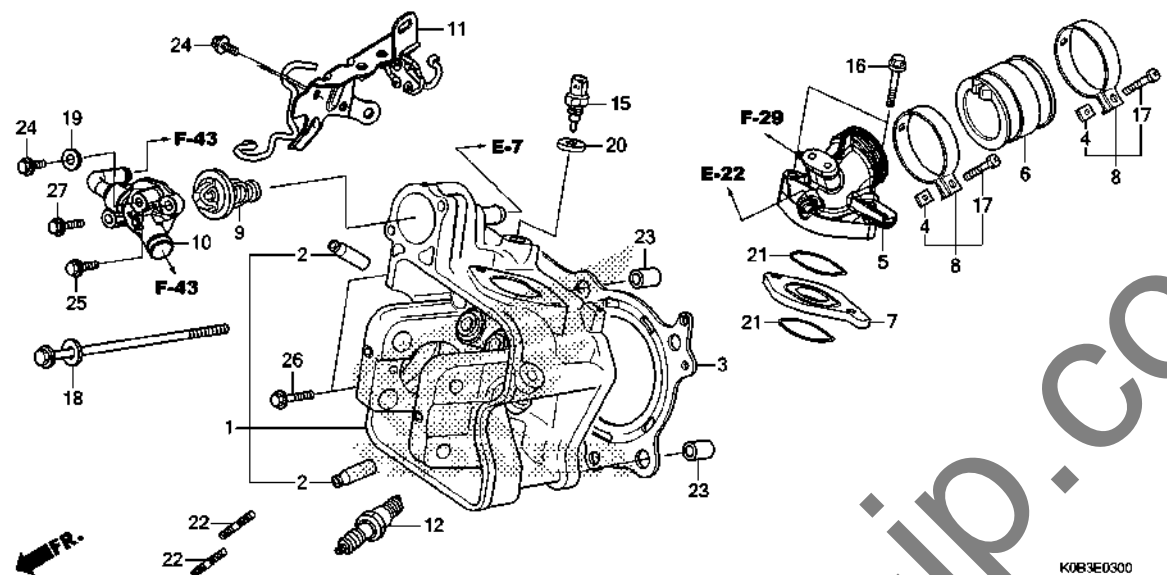
Ref. No.	L.O.N.	(Relative ref. Number) Description	F.R.T.
1	1111C4	COVER, CYLINDER HEAD	0.3
2	1111D2	GASKET, CYLINDER HEAD COVER ..	0.3

Ref. No.	Part No.	Description	Reqd. QTY			Serial No.	Parts catalogue code
			J	K	L		
1	12311-K04-930	COVER, CYLINDER HEAD	1	1	1		
2	12391-K04-930	GASKET, HEAD COVER	1	1	1		
3	90002-MEB-670	BOLT, HEAD COVER	2	2	2		
4	90543-MV9-670	RUBBER, MOUNTING	2	2	2		

2

E-3

CYLINDER HEAD



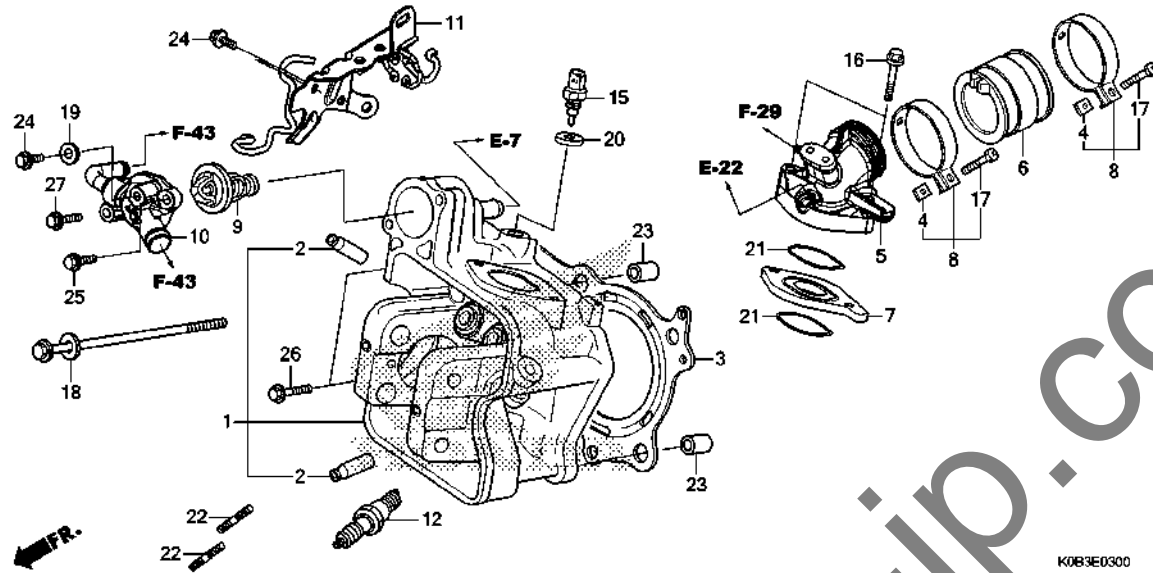
Ref. No.	L.O.N.	(Relative ref. Number) Description	F.R.T.
1	111106	HEAD, CYLINDERINCLUDES: Valve adjust and reface	4.0
2	1111L9	GUIDE, INTAKE VALVE(ONE)INCLUDES: Reaming .INCLUDES: Valve adjust and reface	3.5
	1111L9A	.Replace all intake valve guide add	0.3
	1111M0	GUIDE, EXHAUST VALVE(ONE)INCLUDES: Reaming .INCLUDES: Valve adjust and reface	3.5
	1111MOA	.Replace all exhaust valve guide add	0.3
	1111M9	GUIDE, VALVE :FOR 1 VEHICLE .. .INCLUDES: Reaming .INCLUDES: Valve adjust and reface	4.4
3	111115	GASKET, CYLINDER HEAD	2.5
5	111107	MANIFOLD, INTAKE	1.1
6	311131	INSULATOR, THROTTLE BODY/ CARBURETOR	1.1
9	114116	THERMOSTAT	0.7

Ref. No.	Part No.	Description	Reqd. QTY			Serial No.	Parts catalogue code
			J	K	L		
1	12200-KOB-T00	HEAD COMP., CYLINDER	1	1	1		
2	12204-KTW-P00	GUIDE, VALVE(O.S.)	4	4	4		
3	12251-KTW-901	GASKET, CYLINDER HEAD	1	1	1		
4	16222-MV4-300	NUT, SQUARE, 5MM	2	2	2		
5	17110-KOB-T00	PIPE COMP., IN.	1	1	1	----- 2FO,FO	
	17111-KOB-K00	PIPE, IN.	1	1	1	----- KO,MA,U	
6	17112-KTW-900	INSULATOR, THROTTLE BODY	1	1	1		
7	17119-KTW-900	INSULATOR, IN. PIPE	1	1	1		
8	17256-KTW-900	BAND, INSULATOR	2	2	2		
9	19300-KGF-911	THERMOSTAT	1	1	1		
10	19315-KOB-T00	COVER COMP., THERMOSTAT	1	1	1		
11	19051-KOB-T00	STAY, FILLER NECK	1	1	1		
12	31908-KTW-901	PLUG, SPARK(LMAR8A-9)(NGK) ..	1	1	1		
15	37870-MBG-003	SENSOR ASSY., WATER TEMPERATURE	1	1	1		
16	90004-GHB-710	BOLT, FLANGE, 6X40(NSHF)	2	2	2		
17	90005-MEJ-000	BOLT, RECESSED, 5X22	2	2	2		
18	90007-MCT-000	BOLT-WASHER, 9X155	4	4	4		
19	90441-706-000	WASHER, SEALING, 6MM	1	1	1		
20	90454-MC7-000	WASHER, SPECIAL, 12MM	1	1	1		
21	91302-KVZ-631	O-RING, IN. PIPE	2	2	2		
22	92900-08022-0E	BOLT, STUD, 8X22	2	2	2		
23	94301-12200	DOWEL PIN, 12X20	2	2	2		
24	95701-06012-00	BOLT, FLANGE, 6X12	3	3	3		
25	95701-06020-00	BOLT, FLANGE, 6X20	1	1	1		



E-3

CYLINDER HEAD



Ref. No.	L.O.N.	(Relative ref. Number) Description	F.R.T.
10	1141B3	COVER, THERMOSTAT	0.6
12	614130	PLUG, SPARK	0.2
15	6171A9	SENSOR, WATER TEMP	0.7

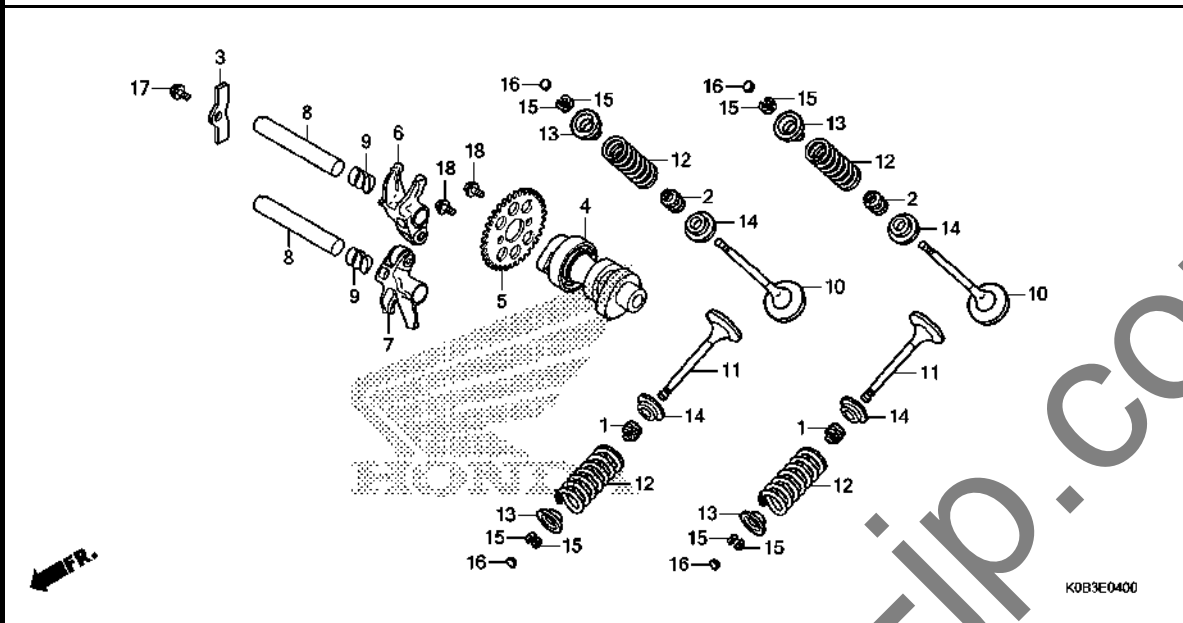
Ref. No.	Part No.	Description	Reqd. QTY			Serial No.	Parts catalogue code
			NSS300A	J	K		
26	95701-06028-00	BOLT, FLANGE, 6X28	2	2	2		
27	95701-06030-00	BOLT, FLANGE, 6X30	1	1	1		

2

yumboip.com

E-4

CAMSHAFT/VALVE



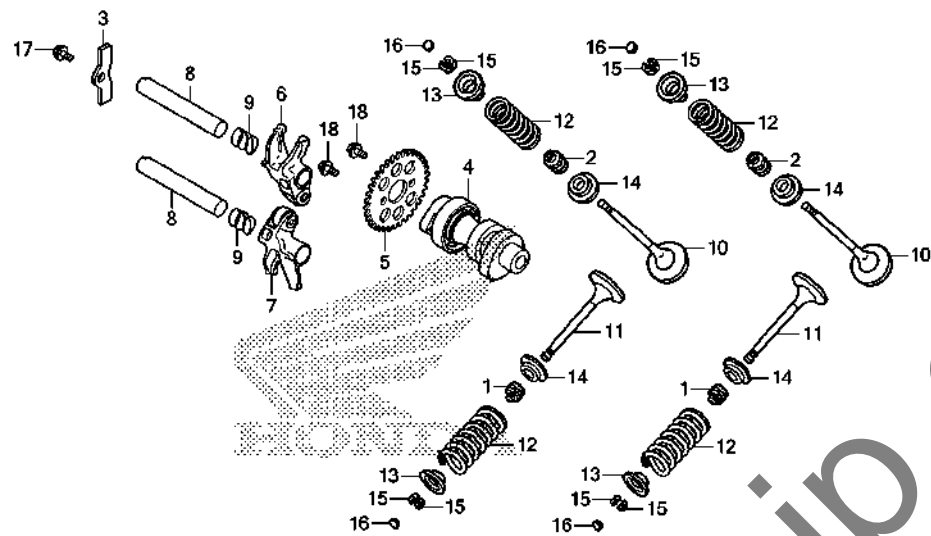
Ref. No.	L.O.N.	(Relative ref. Number) Description	F.R.T.
4	111118	CAMSHAFTINCLUDES: Valve adjustment	1.1
5	1111Q4	SPROCKET, CAM (8,9)	0.8
6	1111K8	ARM, INTAKE VALVE ROCKER(ONE) .INCLUDES: Valve adjustment (8,9)	0.9
7	1111K9	ARM, EXHAUST VALVE ROCKER(ONE) .INCLUDES: Valve adjustment	0.9
	1111L8	ARM, VALVE ROCKER :FOR 1 VEHICLEINCLUDES: Valve adjustment	0.9
10	1111N0	VALVE, INTAKE(ONE)INCLUDES: Refacing	3.0
	1111NOA	.Replace all intake valve add	0.2
11	1111N1	VALVE, EXHAUST(ONE)INCLUDES: Refacing	3.0
	1111N1A	.Replace all exhaust valve add	0.2
	1111P0	VALVE :FOR 1 VEHICLEINCLUDES: Refacing (1,2,13,14,15)	3.6
12	1111P2	INTAKE VALVE SPRING AND/OR STEM SEAL(ONE) + 1111P2A .Replace all intake spring add	2.8 0.1

Ref. No.	Part No.	Description	Reqd. QTY			Serial No.	Parts catalogue code
			J	K	L		
1	12208-ML0-721	SEAL, EX. VALVE STEM(ARAI) ..	2	2	2		
2	12209-ML0-722	SEAL, VALVE STEM(ARAI)	2	2	2		
3	12321-KVZ-630	PLATE, CAM STOPPER	1	1	1		
4	14100-K04-930	CAMSHAFT COMP.	1	1	1		
5	14321-K04-930	SPROCKET, CAM(34T)	1	1	1		
6	14430-KWR-000	ARM COMP., IN. VALVE ROCKER ..	1	1	1		
7	14440-KWR-000	ARM COMP., EX. VALVE ROCKER ..	1	1	1		
8	14451-KVZ-630	SHAFT, ROCKER ARM	2	2	2		
9	14642-KTW-900	SPRING, ROCKER ARM SIDE	2	2	2		
10	14711-KTW-900	VALVE, IN.	2	2	2		
11	14721-KWR-000	VALVE, EX.	2	2	2		
12	14751-KTW-901	SPRING, VALVE	4	4	4		
13	14771-KW3-900	RETAINER, VALVE SPRING	4	4	4		
14	14775-K04-930	SEAT, VALVE SPRING	4	4	4		
15	14781-ML0-720	COTTER, VALVE	8	8	8		
16	14901-KT7-013	SHIM, TAPPET(1.200)	4	4	4		
	14902-KT7-013	SHIM, TAPPET(1.225)	4	4	4		
	14903-KT7-013	SHIM, TAPPET(1.250)	4	4	4		
	14904-KT7-013	SHIM, TAPPET(1.275)	4	4	4		
	14905-KT7-013	SHIM, TAPPET(1.300)	4	4	4		
	14906-KT7-013	SHIM, TAPPET(1.325)	4	4	4		
	14907-KT7-013	SHIM, TAPPET(1.350)	4	4	4		
	14908-KT7-013	SHIM, TAPPET(1.375)	4	4	4		
	14909-KT7-013	SHIM, TAPPET(1.400)	4	4	4		
	14910-KT7-013	SHIM, TAPPET(1.425)	4	4	4		
	14911-KT7-013	SHIM, TAPPET(1.450)	4	4	4		



E-4

CAMSHAFT/VALVE



Ref. No.	L.O.N.	(Relative ref. Number) Description	F.R.T.
+12	1111P3	EXHAUST VALVE SPRING AND/OR STEM SEAL(ONE)	2.8
	1111P3A	.Replace all exhaust spring add	0.1
	1111Q2	VALVE SPRING AND/OR STEM SEAL :FOR 1 VEHICLE	3.1

K0B3E0400

Ref. No.	Part No.	Description	Reqd. QTY			Serial No.	Parts catalogue code
			J	K	L		
16)	14912-KT7-013	SHIM, TAPPET(1.475)	4	4	4		
	14913-KT7-013	SHIM, TAPPET(1.500)	4	4	4		
	14914-KT7-013	SHIM, TAPPET(1.525)	4	4	4		
	14915-KT7-013	SHIM, TAPPET(1.550)	4	4	4		
	14916-KT7-013	SHIM, TAPPET(1.575)	4	4	4		
	14917-KT7-013	SHIM, TAPPET(1.600)	4	4	4		
	14918-KT7-013	SHIM, TAPPET(1.625)	4	4	4		
	14919-KT7-013	SHIM, TAPPET(1.650)	4	4	4		
	14920-KT7-013	SHIM, TAPPET(1.675)	4	4	4		
	14921-KT7-013	SHIM, TAPPET(1.700)	4	4	4		
	14922-KT7-013	SHIM, TAPPET(1.725)	4	4	4		
	14923-KT7-013	SHIM, TAPPET(1.750)	4	4	4		
	14924-KT7-013	SHIM, TAPPET(1.775)	4	4	4		
	14925-KT7-013	SHIM, TAPPET(1.800)	4	4	4		
	14926-KT7-013	SHIM, TAPPET(1.825)	4	4	4		
	14927-KT7-013	SHIM, TAPPET(1.850)	4	4	4		
	14928-KT7-013	SHIM, TAPPET(1.875)	4	4	4		
	14929-KT7-013	SHIM, TAPPET(1.900)	4	4	4		
	14930-KT7-013	SHIM, TAPPET(1.925)	4	4	4		
	14931-KT7-013	SHIM, TAPPET(1.950)	4	4	4		
	14932-KT7-013	SHIM, TAPPET(1.975)	4	4	4		
	14933-KT7-013	SHIM, TAPPET(2.000)	4	4	4		
	14934-KT7-013	SHIM, TAPPET(2.025)	4	4	4		
	14935-KT7-013	SHIM, TAPPET(2.050)	4	4	4		
	14936-KT7-013	SHIM, TAPPET(2.075)	4	4	4		
	14937-KT7-013	SHIM, TAPPET(2.100)	4	4	4		
	14938-KT7-013	SHIM, TAPPET(2.125)	4	4	4		
	14939-KT7-013	SHIM, TAPPET(2.150)	4	4	4		
	14940-KT7-013	SHIM, TAPPET(2.175)	4	4	4		

E-4

CAMSHAFT/VALVE

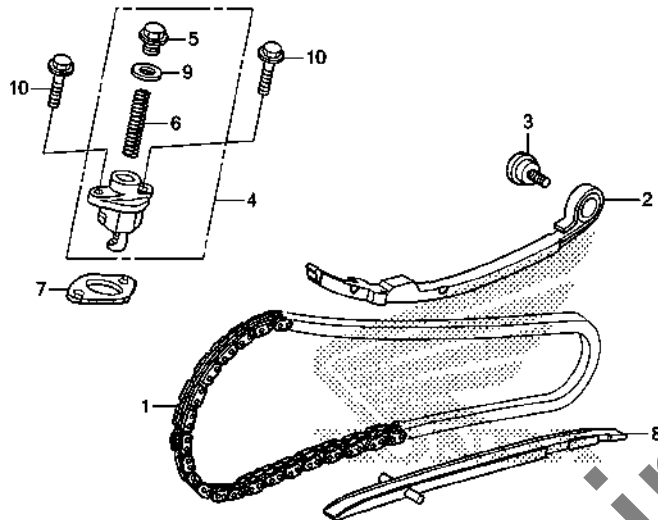
Ref. No.	Part No.	Description	Reqd. QTY			Serial No.	Parts catalogue code
			J	K	L		
16)	14941-KT7-013	SHIM, TAPPET (2.200)	4	4	4		
	14942-KT7-013	SHIM, TAPPET (2.225)	4	4	4		
	14943-KT7-013	SHIM, TAPPET (2.250)	4	4	4		
	14944-KT7-013	SHIM, TAPPET (2.275)	4	4	4		
	14945-KT7-013	SHIM, TAPPET (2.300)	4	4	4		
	14946-KT7-013	SHIM, TAPPET (2.325)	4	4	4		
	14947-KT7-013	SHIM, TAPPET (2.350)	4	4	4		
	14948-KT7-013	SHIM, TAPPET (2.375)	4	4	4		
	14949-KT7-013	SHIM, TAPPET (2.400)	4	4	4		
	14950-KT7-013	SHIM, TAPPET (2.425)	4	4	4		
	14951-KT7-013	SHIM, TAPPET (2.450)	4	4	4		
	14952-KT7-013	SHIM, TAPPET (2.475)	4	4	4		
	14953-KT7-013	SHIM, TAPPET (2.500)	4	4	4		
	14954-KT7-013	SHIM, TAPPET (2.525)	4	4	4		
	14955-KT7-013	SHIM, TAPPET (2.550)	4	4	4		
	14956-KT7-013	SHIM, TAPPET (2.575)	4	4	4		
	14957-KT7-013	SHIM, TAPPET (2.600)	4	4	4		
	14958-KT7-013	SHIM, TAPPET (2.625)	4	4	4		
	14959-KT7-013	SHIM, TAPPET (2.650)	4	4	4		
	14960-KT7-013	SHIM, TAPPET (2.675)	4	4	4		
	14961-KT7-013	SHIM, TAPPET (2.700)	4	4	4		
	14962-KT7-013	SHIM, TAPPET (2.725)	4	4	4		
	14963-KT7-013	SHIM, TAPPET (2.750)	4	4	4		
	14964-KT7-013	SHIM, TAPPET (2.775)	4	4	4		
	14965-KT7-013	SHIM, TAPPET (2.800)	4	4	4		
	14966-KT7-013	SHIM, TAPPET (2.825)	4	4	4		
	14967-KT7-013	SHIM, TAPPET (2.850)	4	4	4		
	14968-KT7-013	SHIM, TAPPET (2.875)	4	4	4		
	14969-KT7-013	SHIM, TAPPET (2.900)	4	4	4		
17	90004-GHB-620	BOLT, FLANGE, 6X14 (NSHF)	1	1	1		
18	90083-KTW-900	BOLT, KNOCK, 6MM	2	2	2		



Jumbo-jp.com

E-5

CAM CHAIN



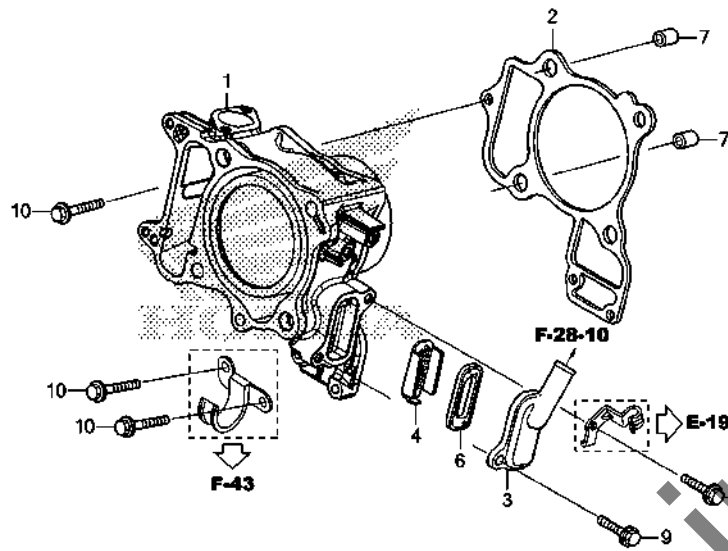
Ref. No.	L.O.N.	(Relative ref. Number) Description	F.R.T.
1	110140	CHAIN, CAM	3.2
2	111130	TENSIONER, CAM CHAIN	2.7
4		(7)	
	111133	LIFTER, TENSIONER	0.6
8	111139	GUIDE, CAM CHAIN	2.5

K083E0500

Ref. No.	Part No.	Description	Reqd. QTY			Serial No.	Parts catalogue code
			J	K	L		
1	14401-KFB-751	CHAIN, CAM(104L)(BORG WARNER)	1	1	1		
2	14510-K04-930	TENSIONER, CAM CHAIN	1	1	1		
3	14531-KTW-900	BOLT, TENSIONER PIVOT	1	1	1		
4	14550-KVZ-631	ADJUSTER, CAM CHAIN	1	1	1		
5	14552-KVZ-631	PLUG, ADJUSTER	1	1	1		
6	14553-KVZ-631	SPRING, CAM CHAIN ADJUSTER ..	1	1	1		
7	14555-K04-931	GASKET, CAM CHAIN ADJUSTER ..	1	1	1		
8	14610-KTW-901	GUIDE, CAM CHAIN	1	1	1		
9	90421-KAB-003	WASHER, SEALING, 11X19X2	1	1	1		
10	95701-06022-00	BOLT, FLANGE, 6X22	2	2	2		

E-6

CYLINDER/REED VALVE



Ref. No.	L.O.N.	(Relative ref. Number) Description	F.R.T.
1	1111A5	CYLINDER	2.9
2	111102	GASKET, CYLINDER	2.8
6		(4)	
	314125	VALVE, PAIR CHECK	0.4

FR.

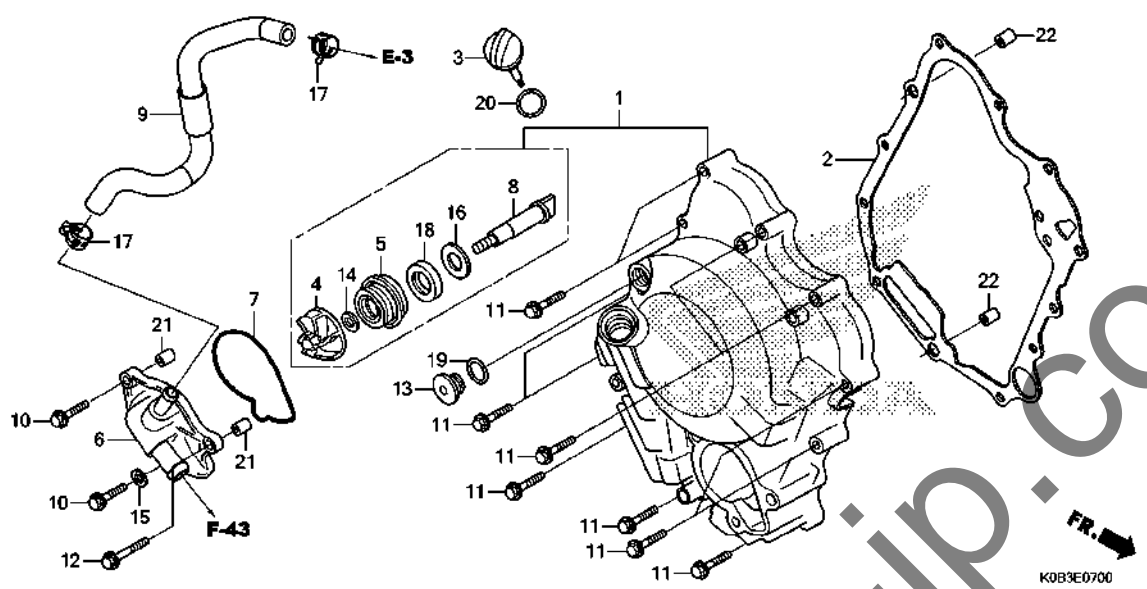
K0B3E0600

Ref. No.	Part No.	Description	Reqd. QTY			Serial No.	Parts catalogue code
			J	K	L		
1	12100-K04-931	CYLINDER COMP.	1	1	1		
2	12191-KTW-901	GASKET, CYLINDER	1	1	1		
3	12315-K04-930	COVER, REED VALVE	1	1	1		
4	12341-MAT-750	PLATE, PORT(AI)	1	1	1		
6	18601-KEA-741	VALVE COMP., REED(ARAI)	1	1	1		
7	94301-12200	DOWEL PIN, 12X20	2	2	2		
9	95701-06020-00	BOLT, FLANGE, 6X20	2	2	2		
10	95701-06028-00	BOLT, FLANGE, 6X28	3	3	3		

2

E-7

RIGHT CRANKCASE COVER/WATER PUMP



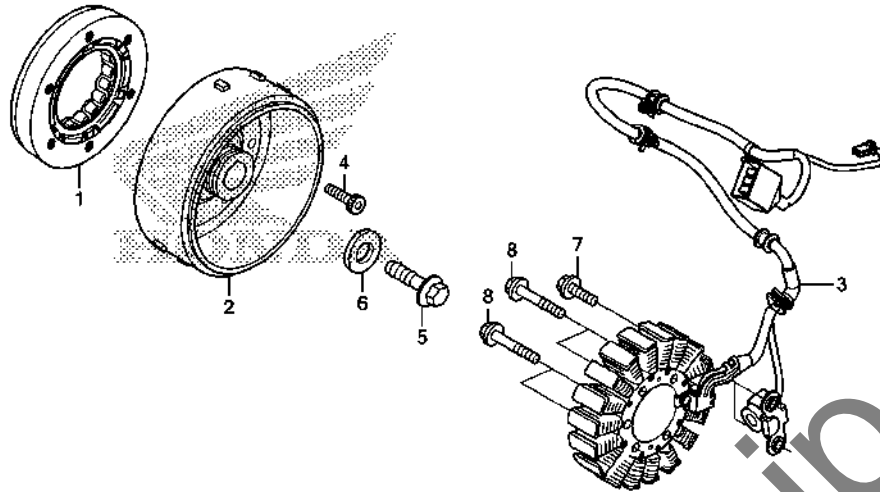
Ref. No.	L.O.N.	(Relative ref. Number) Description	F.R.T.
1	110159	COVER, CRANKCASE :RIGHT	1.5
2	110158	GASKET, CRANKCASE COVER :RIGHT	1.4
4	114105	IMPELLER, WATER PUMP	0.7
5	114110	MECHANICAL SEAL, WATER PUMP ..	1.7
6	1141B0	COVER, WATER PUMP	0.6
7	1141B1	GASKET, WATER PUMP COVER	0.6
8	1141E7	SHAFT, WATER PUMP	1.6
9	1141B4	HOSE, WATER BYPASS	0.9

Ref. No.	Part No.	Description	Reqd. QTY			Serial No.	Parts catalogue code
			J	K	L		
1	11300-K0B-T00	COVER ASSY., R.	1	1	1		
2	11394-KTW-901	GASKET, R. CRANKCASE COVER ..	1	1	1		
3	15651-K53-D00	GAUGE, OIL LEVEL	1	1	1		
4	19215-KTW-900	IMPELLER, WATER PUMP	1	1	1		
5	19217-MAL-300	SEAL, MECHANICAL	1	1	1		
6	19220-K04-930	COVER COMP., WATER PUMP	1	1	1		
7	19226-KTW-900	GASKET, WATER PUMP COVER	1	1	1		
8	19241-K04-930	SHAFT, WATER PUMP	1	1	1		
9	19527-K0B-T00	HOSE, WATER BYPASS	1	1	1		
10	90010-K04-930	BOLT, FLANGE, 6X32(NSHF)	2	2	2		
11	90011-K04-930	BOLT, FLANGE, 6X40(NSHF)	11	11	11		
12	90013-K04-930	BOLT, FLANGE, 6X75(NSHF)	1	1	1		
13	90084-KWA-930	CAP, 14MM	1	1	1		
14	90423-KJ9-000	WASHER, 7.2X13X1.2	1	1	1		
15	90441-706-000	WASHER, SEALING, 6MM	1	1	1		
16	90599-767-C10	WASHER, THRUST, 12X23X2	1	1	1		
17	90678-MR1-690	CLIP, HOSE	2	2	2		
18	91202-K0B-T01	OIL SEAL, 12X26X5(NOK)	1	1	1		
	91202-KTW-901	OIL SEAL, 12X26X5	1	1	-		
19	91303-377-000	O-RING, 13.8X2.5	1	1	1		
20	91307-035-000	O-RING, 18X3	1	1	1		
21	94301-08140	DOWEL PIN, 8X14	2	2	2		
22	94301-10160	DOWEL PIN, 10X16	2	2	2		

2

E-8

GENERATOR

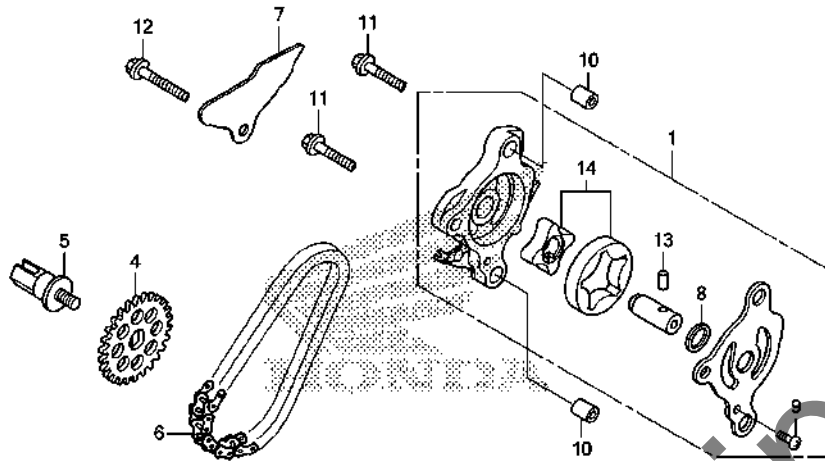


Ref. No.	L.O.N.	(Relative ref. Number) Description	F.R.T.
1	612131	OUTER, STARTING CLUTCH	1.8
2	613105	ROTOR OR FLYWHEEL	1.8
3	6131A3	STATOR	1.8

Ref. No.	Part No.	Description	Reqd. QTY			Serial No.	Parts catalogue code
			NSS300A	J	K		
1	28125-K04-932	OUTER COMP., STARTING CLUTCH (TSUBAKIMOTO CHAIN)	1	1	1		
2	31110-K0B-T01	FLYWHEEL COMP.	1	1	1		
3	31120-K0B-T01	STATOR COMP.	1	1	1		
4	90002-KVZ-630	BOLT, SOCKET, 6MM	6	6	6		
5	90023-MV9-670	BOLT, FLANGE, 10MM	1	1	1		
6	90402-KTW-900	WASHER, 10MM	1	1	1		
7	96001-06016-00	BOLT, FLANGE, 6X16	2	2	2		
8	96001-06032-00	BOLT, FLANGE, 6X32	4	4	4		

E-11

OIL PUMP



Ref. No.	L.O.N.	(Relative ref. Number) Description	F.R.T.
1		(14)	
1	113105	PUMP ASSY., OIL	2.0
4	113111	SPROCKET, OIL PUMP DRIVEN	1.5
6	113122	CHAIN, OIL PUMP DRIVE	3.3

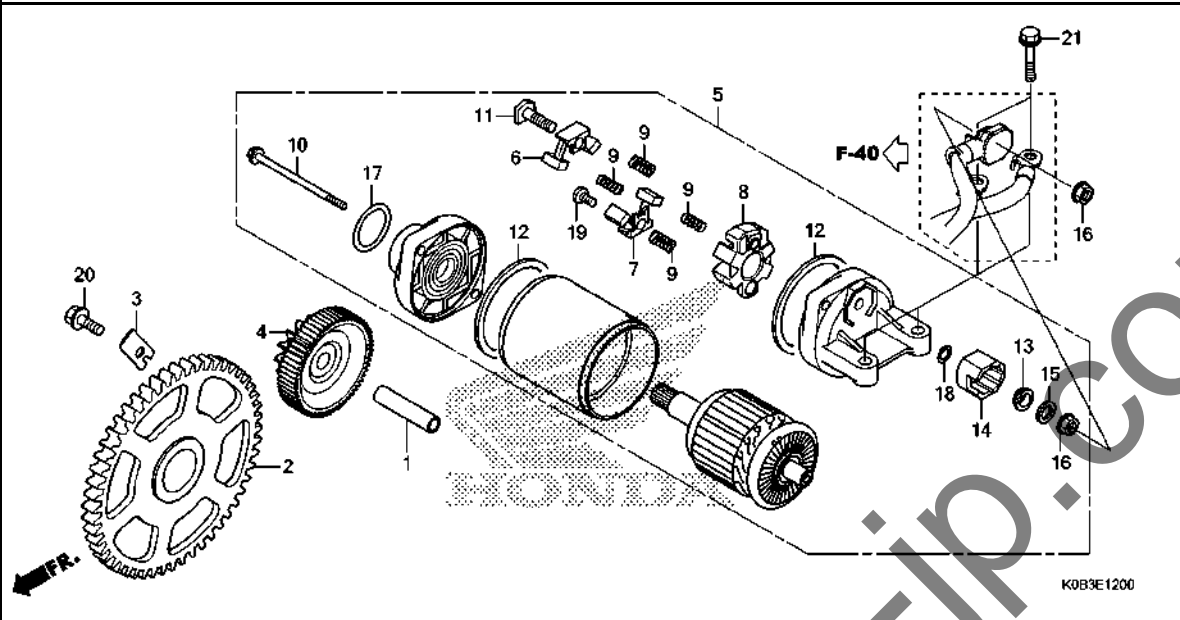
FR.

K0B3E1100A

Ref. No.	Part No.	Description	Reqd. QTY			Serial No.	Parts catalogue code
			J	K	L		
1	15100-KTW-900	PUMP ASSY., OIL	1	1	1		
4	15134-K04-930	SPROCKET, OIL PUMP DRIVEN(26T)	1	1	1		
5	15135-K04-930	BOLT, SPECIAL OIL PUMP	1	1	1		
6	15141-K04-931	CHAIN, OIL PUMP(54L)(DAIDO) .	1	1	1		
7	15711-KTW-900	PLATE, OIL SEPARATOR	1	1	1		
8	90456-333-000	WASHER, THRUST, 11MM	1	1	1		
9	93500-03008-0A	SCREW, PAN, 3X8	1	1	1		
10	94301-08140	DOWEL PIN, 8X14	2	2	2		
11	95701-06030-00	BOLT, FLANGE, 6X30	2	2	2		
12	95701-06050-00	BOLT, FLANGE, 6X50	1	1	1		
13	96220-40158	ROLLER, 4X15.8	1	1	1		
14	15110-K0B-T00	ROTOR SET, OIL PUMP	1	1	1		

E-12

STARTER MOTOR

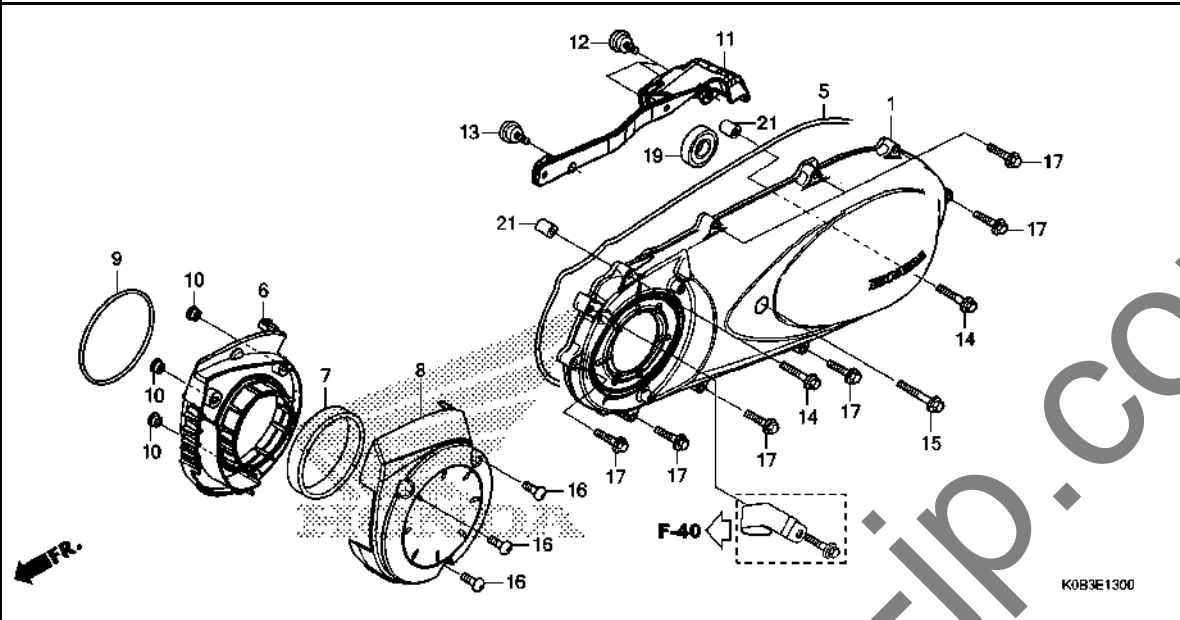


Ref. No.	L.O.N.	(Relative ref. Number) Description	F.R.T.
2	612120	GEAR, STARTER DRIVEN	1.6
4	612125	GEAR, STARTER REDUCTION	1.6
5		(17)	
6	612105	MOTOR, STARTING	0.7
		(7,8,9,12)	
6	6121A4	TERMINAL, BRUSH(STARTER)	0.8
.NOTE: Same time for two units			

Ref. No.	Part No.	Description	Reqd. QTY			Serial No.	Parts catalogue code
			J	K	L		
1	28102-ME9-000	PIN, 10X44	1	1	1		
2	28110-K04-930	GEAR COMP., STARTER DRIVEN (52T)	1	1	1		
3	28115-KTW-900	GUIDE, STARTING DRIVEN GEAR	1	1	1		
4	28131-K04-930	GEAR, STARTER REDUCTION (62T/13T)	1	1	1		
5	31200-KTW-B01	MOTOR ASSY., STARTER(MITSUBA)	1	1	1		
6	31201-MEW-921	BRUSH SET A, CARBON	1	1	1		
7	31202-MEW-921	BRUSH SET B, CARBON	1	1	1		
8	31203-MEW-921	HOLDER, BRUSH	1	1	1		
9	31204-MEW-921	SPRING, CARBON BRUSH	4	4	4		
10	31205-HP5-601	BOLT, SETTING	2	2	2		
11	31206-MEW-921	BOLT, TERMINAL	1	1	1		
12	31207-HP5-601	RING	2	2	2		
13	31208-MEW-921	INSULATOR	1	1	1		
14	31209-MEW-921	STOPPER, TERMINAL	1	1	1		
15	31210-MEW-921	WASHER	1	1	1		
16	90071-MB0-000	NUT-WASHER, 6MM	2	2	2		
17	91309-425-003	O-RING, 24.4X3.1(ARAI)	1	1	1		
18	91320-MB0-000	O-RING, 4X2	1	1	1		
19	93892-05012-08	SCREW-WASHER, 5X12	1	1	1		
20	95701-06014-00	BOLT, FLANGE, 6X14	1	1	1		
21	95701-06025-00	BOLT, FLANGE, 6X25	2	2	2		

E-13

LEFT CRANKCASE COVER



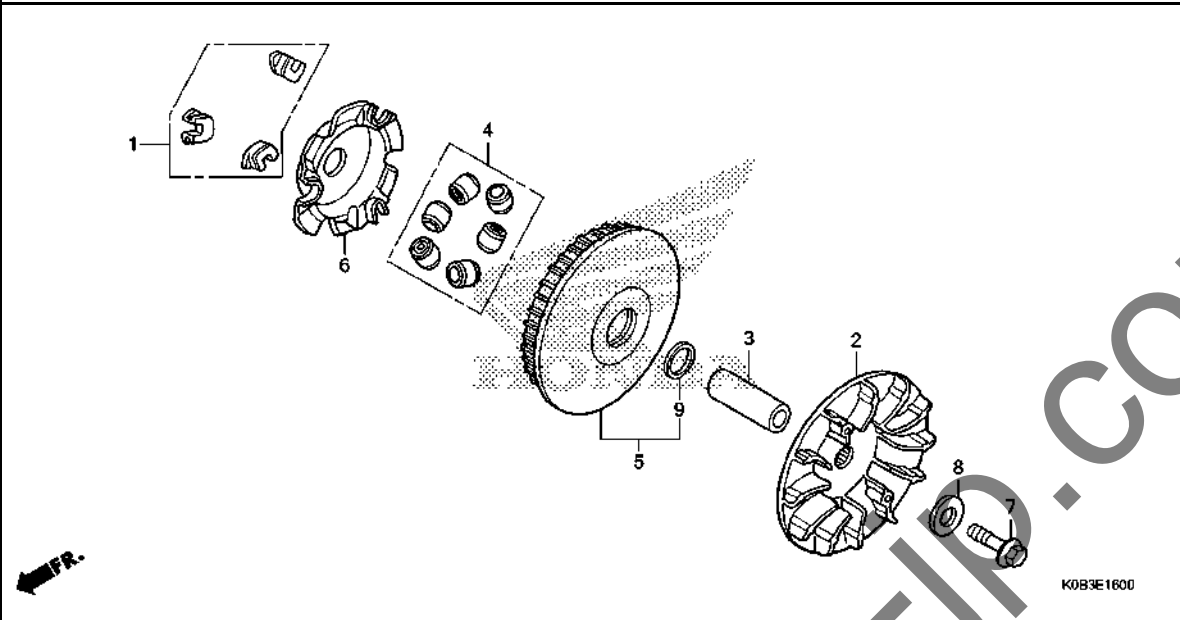
Ref. No.	L.O.N.	(Relative ref. Number) Description	F.R.T.
1	1101A6	COVER, CRANKCASE :LEFT	0.6
5	1101A3	GASKET, CRANKCASE COVER :LEFT	0.4
7	1101H5	ELEMENT, BELT COVER DUCT	0.2
8	1101H4	DUCT, BELT COVER	0.2
19	2101H8	BEARING, DRIVESHAFT :LEFT COVER SIDE	0.6

Ref. No.	Part No.	Description	Reqd. QTY			Serial No.	Parts catalogue code
			J	K	L		
1	11341-K0B-T00	COVER, L.	1	1	1		
5	11395-KTW-900	GASKET, L. CRANKCASE COVER ..	1	1	1		
6	19413-K0B-T00	DUCT, BELT COVER	1	1	1		
7	19412-KTW-900	ELEMENT, BELT COVER DUCT	1	1	1		
8	19414-K0B-T00	CAP, DUCT COVER	1	1	1		
9	19415-KTW-900	SEAL, BELT COVER DUCT	1	1	1		
10	19416-KEY-900	COLLAR	3	3	3		
11	32112-K04-930	PROTECTOR, SPEED SENSOR	1	1	1		
12	90001-K04-930	BOLT, SOCKET, 6X18	3	3	3		
13	90002-K04-930	BOLT, SOCKET, 6X22	1	1	1		
14	90014-KYJ-900	BOLT, FLANGE, 6X40(NSHF)	2	2	2		
15	90006-GHB-730	BOLT, FLANGE, 6X50(NSHF)	1	1	1		
16	90006-K04-930	BOLT, SPECIAL, 6X18	3	3	3		
17	90007-K04-930	BOLT, FLANGE, 6X32(NSHF)	8	8	8		
19	91008-K53-D01	BEARING, RADIAL BALL, 6004UU	1	1	1		
21	94301-08140	DOWEL PIN, 8X14	2	2	2		

2

E-16

DRIVE FACE

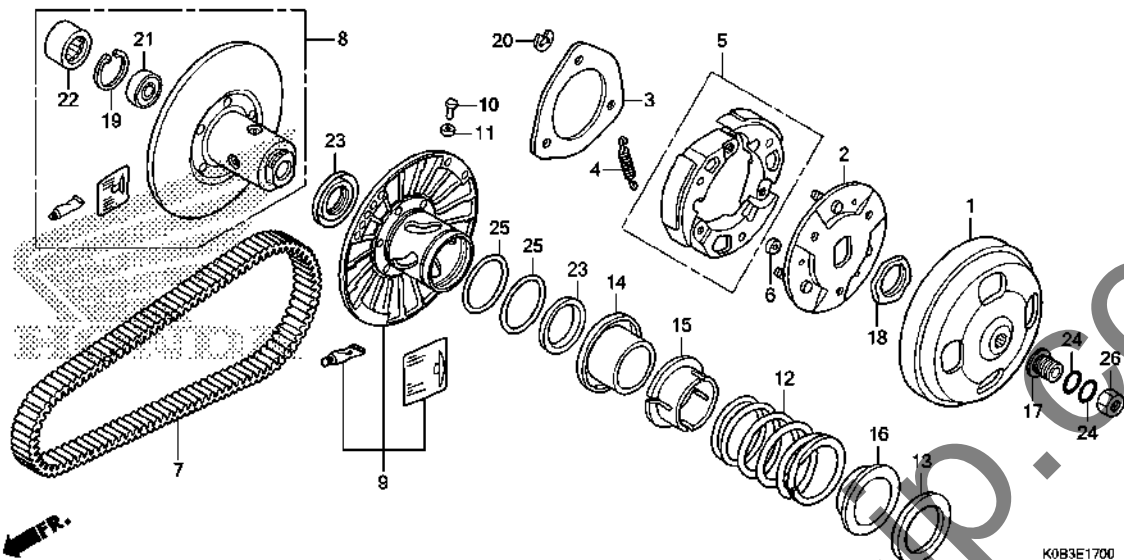


Ref. No.	L.O.N.	(Relative ref. Number) Description	F.R.T.
2	2111A0	FACE, DRIVE	0.6
4		(1,6)	
	2111A4	ROLLER, WEIGHT	0.6
5	2111A1	FACE, MOVABLE DRIVE	0.6

Ref. No.	Part No.	Description	Reqd. QTY			Serial No.	Parts catalogue code
			J	K	L		
1	22011-KAB-000	PIECE SET, SLIDE	1	1	1		
2	22102-KTW-900	FACE, DRIVE	1	1	1		
3	22104-KSV-J20	BOSS B, DRIVE FACE	1	1	1		
4	22123-K53-D00	ROLLER SET, WEIGHT	1	1	1		
5	22130-KTW-901	FACE COMP. B, MOVABLE DRIVE	1	1	1		
6	22131-KTW-900	PLATE, RAMP	1	1	1		
7	90023-MV9-670	BOLT, FLANGE, 10MM	1	1	1		
8	90401-KTW-900	WASHER, 10.5X29X4	1	1	1		
9	91203-KSV-J21	OIL SEAL, 30X37X3.5	1	1	1		

E-17

DRIVEN FACE

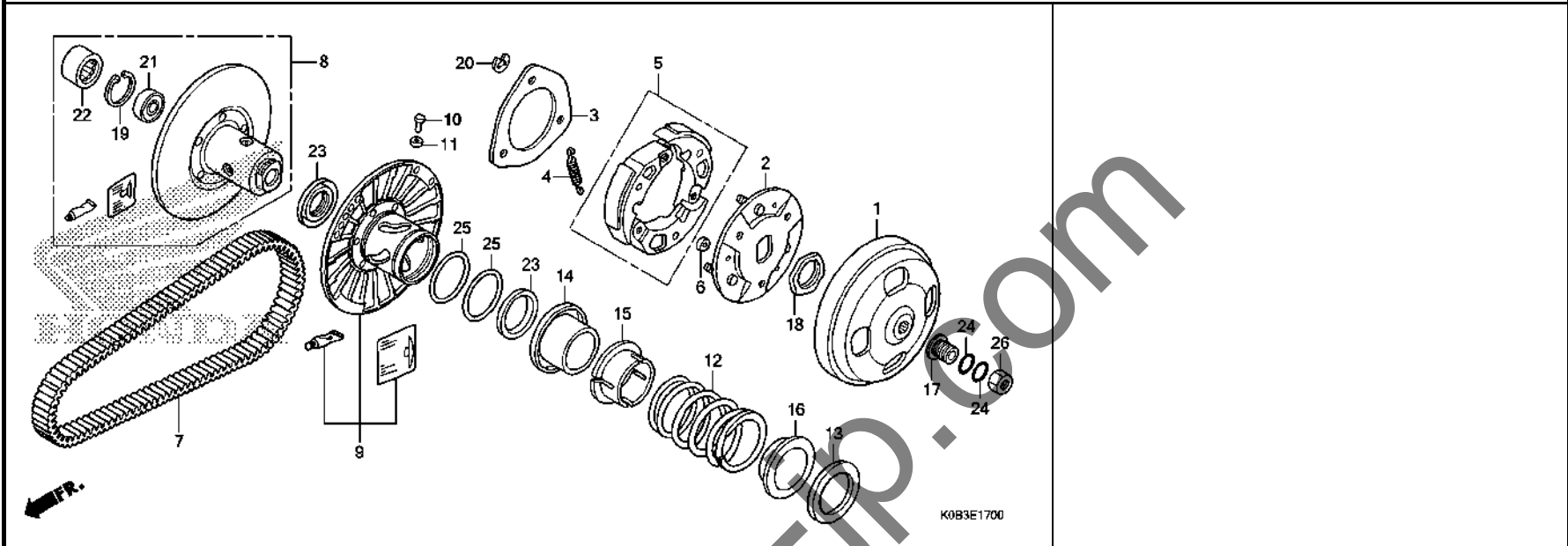


Ref. No.	L.O.N.	(Relative ref. Number) Description	F.R.T.
1	2121A0	OUTER, CLUTCH	0.5
5		(2,4)	
5	2121A6	WEIGHT SET, CLUTCH	1.0
7	2111B2	BELT, DRIVE	0.6
8		(10,11,14)	
8	2111A2	FACE, DRIVEN	0.9
9		(23,25)	
9	2111A3	FACE, MOVABLE DRIVEN	1.0
12		(15,16)	
12	2111A7	SPRING, DRIVEN FACE	0.8
22		(21)	
22	2111A8	BEARING, DRIVEN FACE	1.1
	2111A8A	.Replace 1 bearing add	0.1

Ref. No.	Part No.	Description	Reqd. QTY			Serial No.	Parts catalogue code
			J	K	L		
1	22100-KFG-000	OUTER COMP., CLUTCH	1	1	1		
2	22350-KFG-000	PLATE COMP., DRIVE	1	1	1		
3	22361-KFG-000	PLATE, CLUTCH SIDE	1	1	1		
4	22401-KFG-000	SPRING, CLUTCH	3	3	3		
5	22535-KVZ-630	WEIGHT SET, CLUTCH	1	1	1		
6	22804-GB2-000	RUBBER, CLUTCH DAMPER	3	3	3		
7	23100-K04-932	BELT, DRIVE (MITSUBOSHI)	1	1	1		
8	23205-KTW-900	FACE SET, DRIVEN	1	1	1		
9	23224-KTW-900	FACE SET, MOVABLE DRIVEN	1	1	1		
10	23225-KM1-010	PIN, ROLLER GUIDE	4	4	4		
11	23226-KM1-010	ROLLER, GUIDE	4	4	4		
12	23233-K53-D00	SPRING, DRIVEN FACE(WHITE)	1	1	1		
13	23236-KSV-J10	SEAT, DRIVEN FACE SPRING	1	1	1		
14	23237-KSV-J10	COLLAR, SEAL	1	1	1		
15	23238-KSV-J10	COLLAR A, SPRING GUIDE	1	1	1		
16	23239-KSV-J10	COLLAR B, SPRING GUIDE	1	1	1		
17	23415-KVZ-K10	COLLAR, DRIVE SHAFT	1	1	1		
18	90202-KM1-000	NUT, SPECIAL, 30MM	1	1	1		
19	90603-KSV-J10	CIRCLIP, INTERNAL, 28MM	1	1	1		
20	90605-166-720	CIRCLIP, 7MM	3	3	3		
21	91002-GA7-701	BEARING, RADIAL BALL, 6902U (NTN)	1	1	1		
	91002-GA7-702	BEARING, RADIAL BALL, 6902U (FUJIKOSHI)	1	1	1		
22	91002-KPB-003	BEARING, NEEDLE, 25X33X18	1	1	1		

E-17

DRIVEN FACE

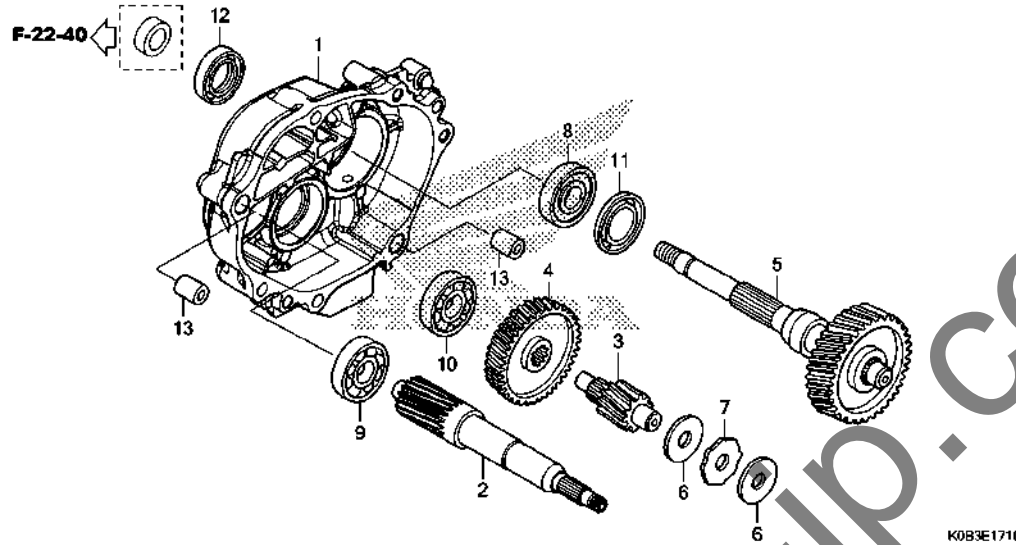


Ref. No.	Part No.	Description	Reqd. QTY			Serial No.	Parts catalogue code
			NSS300A	J	K		

23	91211-K53-D01	SEAL, DRIVEN FACE, 40X47X4 ..	2	2	2		
24	91301-K04-930	O-RING, 16.5X1.5	2	2	2		
25	91352-KM1-003	O-RING, 47X1.9(NOK)	2	2	2		
	91352-KM1-005	O-RING, 47X1.9(ARAI)	2	2	2		
26	94001-12200-0S	NUT, HEX., 12MM	1	1	1		

E-17-10

TRANSMISSION



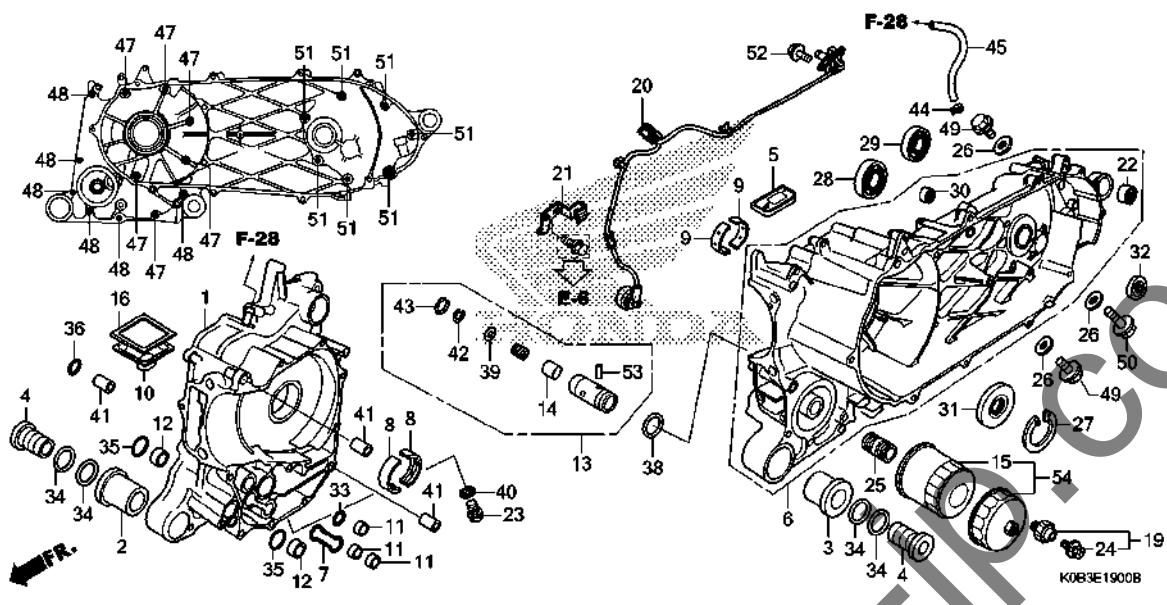
Ref. No.	L.O.N.	(Relative ref. Number) Description	F.R.T.
1	2101A2	CASE, TRANSMISSION	1.6
2	2101E9	SHAFT, DRIVE	1.6
3	210142	COUNTERSHAFT, TRANSMISSION ...	1.3
4	2101A5	GEAR, COUNTER	1.3
5	210170	SHAFT, FINAL GEAR	1.3
8	(11,12)		
	2101E6	BEARING, FINAL GEAR SHAFT :RIGHT	1.5
	2101J0	BEARING, FINAL GEAR SHAFT :BOTH	1.6
9	2101F1	BEARING, DRIVESHAFT :RIGHT ...	1.5
	2101J1	BEARING, DRIVESHAFT :BOTH ...	1.7
10	2101C8	BEARING, COUNTERSHAFT :RIGHT ..	1.5
	2101C9	BEARING, COUNTERSHAFT :BOTH ..	1.6

Ref. No.	Part No.	Description	Reqd. QTY			Serial No.	Parts catalogue code
			J	K	L		
1	21301-KOB-T00	CASE, MISSION	1	1	1		
2	23411-KOB-T00	SHAFT, DRIVE(17T)	1	1	1		
3	23421-KOB-T00	SHAFT, COUNTER(12T)	1	1	1		
4	23422-KOB-T00	GEAR, COUNTER(46T)	1	1	1		
5	23430-KOB-T00	GEAR COMP., FINAL(35T)	1	1	1		
6	90411-KTW-B00	WASHER, 14X42X1	2	2	2		
7	90412-K04-930	WASHER, SIDE, 14MM	1	1	1		
8	91006-K53-D01	BEARING, RADIAL BALL, 6205UU (FUJIKOSHI)	1	1	1		
9	91007-K04-931	BEARING, RADIAL BALL, 6302 ..	1	1	1		
10	91007-K53-D01	BEARING, RADIAL BALL, 6302ST (NTN)	1	1	1		
11	91204-K53-D01	OIL SEAL, 34X52X5	1	1	1		
12	91251-KSV-J11	DUST SEAL, 34X46X8	1	1	1		
13	94301-12160	PIN A, DOWEL, 12X16	2	2	2		

2

E-19

CRANKCASE



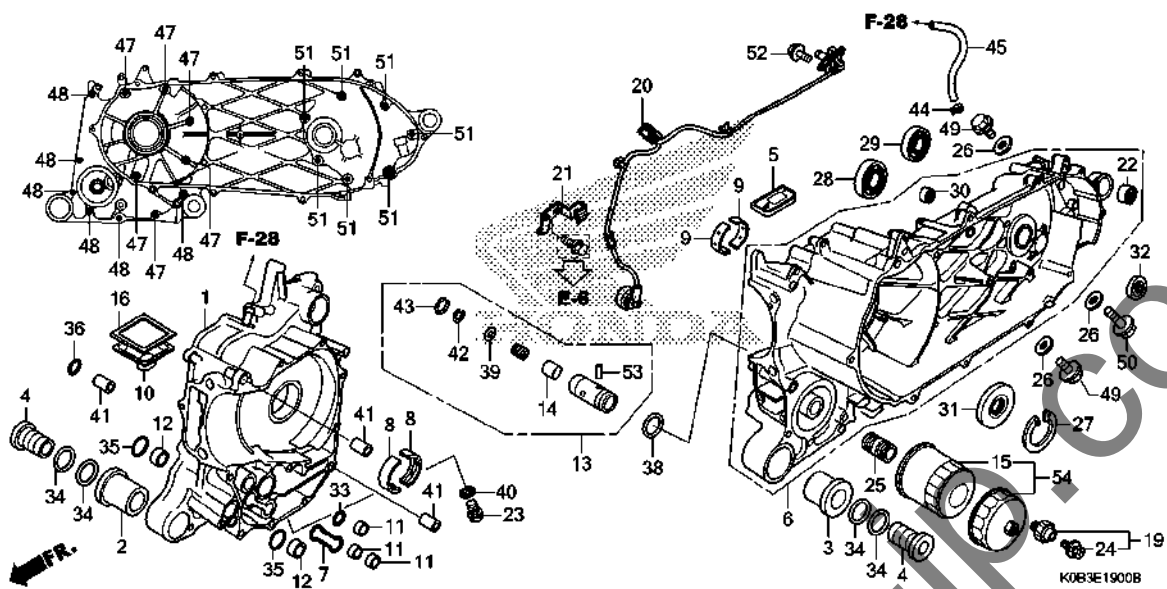
Ref. No.	L.O.N.	(Relative ref. Number) Description	F.R.T.
1	110120	CRANKCASE :RIGHTINCLUDES: Engine removal and installation	6.3
5	1101L3	ONE WAY VALVE, CRANKCASEINCLUDES: Engine removal and installation	5.8
6	110115	CRANKCASE :LEFTINCLUDES: Engine removal and installation	6.7
	1101A2	CRANKCASE :BOTHINCLUDES: Engine removal and installation	6.9
8	1101B7	BEARING, CRANKSHAFT :RIGHTINCLUDES: Engine removal and installation	6.2
9	1101B6	BEARING, CRANKSHAFT :LEFTINCLUDES: Engine removal and installation	6.2
	1101G0	BEARING, CRANKSHAFT :BOTHINCLUDES: Engine removal and installation	6.4
10	1131B6	STRAINER, OIL	1.4
13	113126	VALVE, RELIEF	5.8
		.INCLUDES: Engine removal and installation	

Ref. No.	Part No.	Description	Reqd. QTY			Serial No.	Parts catalogue code
			J	K	L		
1	11100-K04-933	CRANKCASE COMP., R.	1	1	1		
2	11103-K04-930	BUSH, R. OUTER ENGINE HANGER	1	1	1		
3	11104-K04-930	BUSH, L. OUTER ENGINE HANGER	1	1	1		
4	11105-KTW-900	BUSH, INNER ENGINE HANGER ...	2	2	2		
5	11110-KTW-901	VALVE COMP., REED	1	1	1		
6	11200-K53-D00	CRANKCASE COMP., L.	1	1	1		
7	11205-KTW-900	GASKET, OIL PATH	1	1	1		
8	13312-KTW-901	BEARING A, CRANKSHAFT R. SIDE (BLUE)	2	2	2		
	13313-KTW-901	BEARING B, CRANKSHAFT R. SIDE (BLACK)	2	2	2		
	13314-KTW-901	BEARING C, CRANKSHAFT R. SIDE (BROWN)	2	2	2		
	13315-KTW-901	BEARING D, CRANKSHAFT R. SIDE (GREEN)	2	2	2		
	13316-KTW-901	BEARING E, CRANKSHAFT R. SIDE (BLUE/BLUE) (O.S.)	(2)	(2)	(2)		
	13317-KTW-901	BEARING F, CRANKSHAFT R. SIDE (BLACK/BLACK) (O.S.)	(2)	(2)	(2)		
	13318-KTW-901	BEARING G, CRANKSHAFT R. SIDE (BROWN/BROWN) (O.S.)	(2)	(2)	(2)		
	13319-KTW-901	BEARING H, CRANKSHAFT R. SIDE (GREEN/GREEN) (O.S.)	(2)	(2)	(2)		
9	13322-KTW-901	BEARING A, CRANKSHAFT L. SIDE (BLUE)	2	2	2		
	13323-KTW-901	BEARING B, CRANKSHAFT L. SIDE (BLACK)	2	2	2		



E-19

CRANKCASE



Ref. No.	L.O.N.	(Relative ref. Number) Description	F.R.T.
15	(54)		
15	113180	CARTRIDGE, OIL FILTER	0.2
16	1131B5	SCREEN, OIL FILTER	1.4
19	615160	SWITCH, OIL PRESSURE	0.2
20	617197	SENSOR, WHEEL SPEED :REAR	1.2
28	2101F0	BEARING, DRIVESHAFT :LEFT	1.6
	2101J1	BEARING, DRIVESHAFT :BOTH	1.7
29	2101E5	BEARING, FINAL GEAR SHAFT	
		:LEFT	1.5
	2101J0	BEARING, FINAL GEAR SHAFT	
		:BOTH	1.6
30	2101C7	BEARING, COUNTERSHAFT :LEFT ..	1.5
	2101C9	BEARING, COUNTERSHAFT :BOTH ..	1.6
31	110131	OIL SEAL, CRANKSHAFT :LEFT ...	5.9
		.INCLUDES: Engine removal and installation	
32	2101E7	OIL SEAL, DRIVESHAFT	1.6

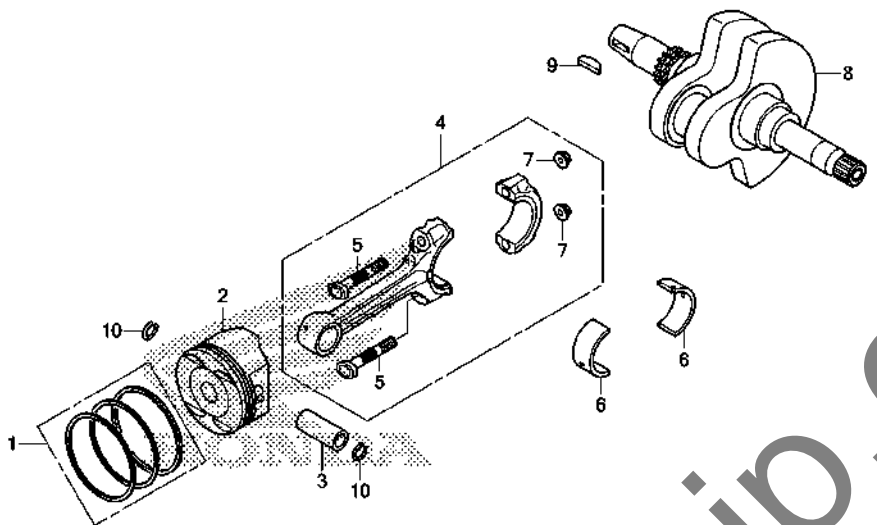
Ref. No.	Part No.	Description	Reqd. QTY			Serial No.	Parts catalogue code
			NSS300A	J	K		
(9)	13324-KTW-901	BEARING C, CRANKSHAFT L. SIDE (BROWN)	2	2	2		
	13325-KTW-901	BEARING D, CRANKSHAFT L. SIDE (GREEN)	2	2	2		
	13326-KTW-901	BEARING E, CRANKSHAFT L. SIDE (BLUE/BLUE) (O.S.)	(2)	(2)	(2)		
	13327-KTW-901	BEARING F, CRANKSHAFT L. SIDE (BLACK/BLACK) (O.S.)	(2)	(2)	(2)		
	13328-KTW-901	BEARING G, CRANKSHAFT L. SIDE (BROWN/BROWN) (O.S.)	(2)	(2)	(2)		
	13329-KTW-901	BEARING H, CRANKSHAFT L. SIDE (GREEN/GREEN) (O.S.)	(2)	(2)	(2)		
10	15153-HN7-000	STRAINER, OIL	1	1	1		
11	15155-300-000	COLLAR, O-RING	3	3	3		
12	15155-HP0-A00	COLLAR, O-RING	2	2	2		
13	15220-K53-D00	VALVE ASSY., RELIEF	1	1	1		
14	15231-413-020	VALVE, RELIEF	1	1	1		
15	15410-MFJ-D01	CARTRIDGE, OIL FILTER (TOYO ROKI)	1	1	1		
16	15421-K04-930	SCREEN, OIL FILTER	1	1	1		
19	35500-MEH-661	SWITCH ASSY., OIL PRESSURE (DENSO)	1	1	1		
20	38510-K0B-T01	SENSOR, RR. WHEEL SPEED	1	1	1		
21	38515-KTW-900	GUIDE, OIL PRESSURE SWITCH CORD	1	1	1		
22	52108-KTW-B00	BUSH, DAMPER	1	1	1		

2

E-19

CRANKCASE

Ref. No.	Part No.	Description	Reqd. QTY			Serial No.	Parts catalogue code
			J	K	L		
23	90002-KTW-900	BOLT, DRAIN PLUG, 12MM	1	1	1		
24	90002-PA6-003	BOLT-WASHER, 4X8(DENSO)	1	1	1		
25	90019-MGZ-J00	BOSS, OIL FILTER	1	1	1		
26	90474-333-000	WASHER, SEALING, 8MM	3	3	3		
27	90601-K04-930	CIRCLIP, INTERNAL, 65	1	1	1		
28	91005-K53-D01	BEARING, RADIAL BALL, 6205 (NTN)	1	1	1		
29	91009-K53-D01	BEARING, RADIAL BALL, 6204 (NTN)	1	1	1		
30	91105-KTW-901	BEARING, NEEDLE, 14X22X20 ...	1	1	1		
31	91203-K53-D01	OIL SEAL, 33X64X7	1	1	1		
32	91201-K53-D01	OIL SEAL, 25X35X5	1	1	1		
33	91303-K04-930	O-RING, 14.8X2.4(NOK)	1	1	1		
34	91304-K04-930	O-RING, 15.8X2.4	4	4	4		
35	91305-K04-930	O-RING, 16.5X2.5	2	2	2		
36	91307-K04-930	O-RING, 9.8X2.4	1	1	1		
38	91313-K04-930	O-RING, 14.7X2.2	1	1	1		
39	94101-05800	WASHER, PLAIN, 5MM	1	1	1		
40	94109-12000	WASHER, DRAIN PLUG, 12MM	1	1	1		
41	94301-10160	DOWEL PIN, 10X16	3	3	3		
42	94520-12000	CIRCLIP, INTERNAL, 12MM	1	1	1		
43	94601-16000	CLIP, PISTON PIN, 16MM	1	1	1		
44	95002-41000-08	CLAMP, TUBE(D10)	1	1	1		
45	95005-55120-20	TUBE, 5.3X120(95005-55001-20M)	1	1	1		
47	95701-06055-00	BOLT, FLANGE, 6X55	6	6	6		
48	95701-06080-00	BOLT, FLANGE, 6X80	6	6	6		
49	95701-08012-00	BOLT, FLANGE, 8X12	2	2	2		
50	95701-08025-00	BOLT, FLANGE, 8X25	1	1	1		
51	95701-08060-00	BOLT, FLANGE, 8X60	7	7	7		
52	96001-06014-07	BOLT, FLANGE, 6X14	2	2	2		
53	96220-30178	ROLLER, 3X17.8	1	1	1		
54	15010-MCE-H51	FILTER SET, OIL	(1)	(1)	(1)		



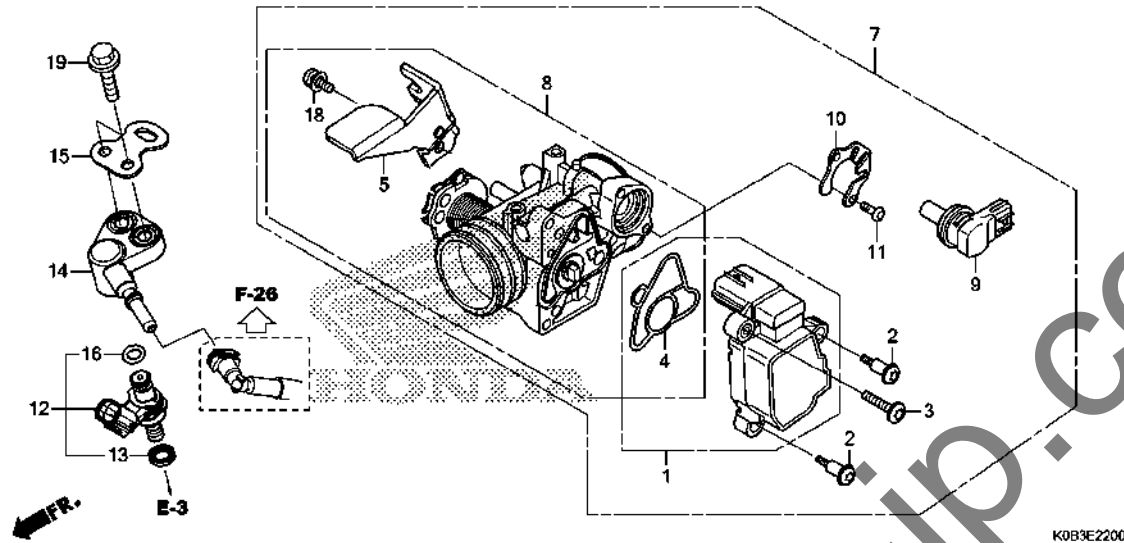
Ref. No.	L.O.N.	(Relative ref. Number) Description	F.R.T.
2		(1,3,10) PISTON RING AND/OR PISTON(ONE)	3.0
4		(6) ROD, CONNECTING(ONE)	6.1
		.INCLUDES: Engine removal and installation	
8		1101B5 CRANKSHAFT	6.7
		.INCLUDES: Engine removal and installation	

Ref. No.	Part No.	Description	Reqd. QTY			Serial No.	Parts catalogue code
			J	K	L		
1	13011-KTW-900	RING SET, PISTON(STD.)	1	1	1		
	13021-KTW-900	RING SET, PISTON(O.S. 0.25)	(1)	(1)	(1)		
	13031-KTW-900	RING SET, PISTON(O.S. 0.50)	(1)	(1)	(1)		
2	13101-K04-930	PISTON(STD)	1	1	1		
	13102-K04-930	PISTON(O.S. 0.25)	(1)	(1)	(1)		
	13103-K04-930	PISTON(O.S. 0.50)	(1)	(1)	(1)		
3	13111-K04-930	PIN, PISTON	1	1	1		
4	13210-KTW-901	ROD ASSY., CONNECTING	1	1	1		
5	13213-ML7-020	BOLT, CONNECTING ROD	2	2	2		
6	13214-MM4-000	BEARING A, CONNECTING ROD (BLUE)	2	2	2		
	13215-MM4-000	BEARING B, CONNECTING ROD (BLACK)	2	2	2		
	13216-MM4-000	BEARING C, CONNECTING ROD (BROWN)	2	2	2		
	13217-MM4-000	BEARING D, CONNECTING ROD (GREEN)	2	2	2		
	13218-MM4-000	BEARING E, CONNECTING ROD (YELLOW)	2	2	2		
7	13215-ML7-000	NUT, CONNECTING ROD	2	2	2		
8	13310-KTW-900	CRANKSHAFT	1	1	1		
9	90741-HN5-670	KEY, SPECIAL WOODRUFF, 25X14	1	1	1		
10	94601-17000	CLIP, PISTON PIN, 17MM	2	2	2		

K0B3E2000

E-22

THROTTLE BODY



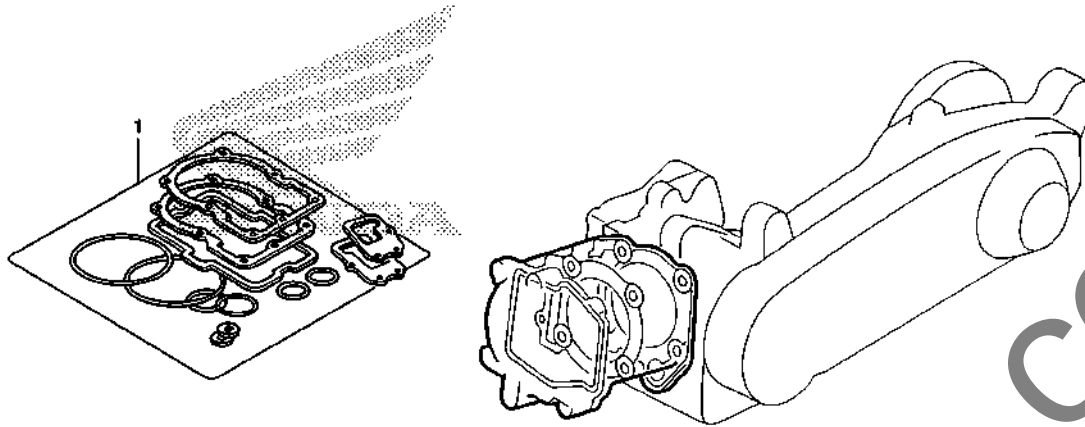
Ref. No.	L.O.N.	(Relative ref. Number) Description	F.R.T.
1		(4)	
	617115	SENSOR, THROTTLE	0.7
7	311132	BODY ASSY., THROTTLE	0.7
8	311130	BODY, THROTTLE	0.8
9	3111N5	VALVE, IDLE AIR CONTROL	0.7
12		(13,14,16)	
	311145	INJECTOR, FUEL	1.1

Ref. No.	Part No.	Description	Reqd. QTY			Serial No.	Parts catalogue code
			NSS300A	J	K		
1	16060-KZP-671	SENSOR SET	1	1	1		
2	16081-KYJ-901	SCREW, TORX, 5X8.7	2	2	2		
3	16082-KYJ-901	SCREW, TORX, 5X17	1	1	1		
4	16083-KTR-941	O-RING, THROTTLE BODY	1	1	1		
5	16169-K04-931	STAY, WIRE	1	1	1		
7	16400-K0B-T01	THROTTLE BODY ASSY.(GQBYA A)	1	1	1		
8	16410-K0B-T01	BODY SET	1	1	1		
9	16430-KTW-911	VALVE ASSY., IDLE AIR CONTROL	1	1	1		
10	16432-GFM-901	PLATE, IDLE AIR CONTROL VALVE	1	1	1		
11	16433-HN8-A61	SCREW, TORX	2	2	2		
12	16450-K53-D01	INJECTOR ASSY., FUEL	1	1	1		
13	16472-KPC-D50	RING, SEAL	1	1	1		
14	17560-K53-D00	JOINT COMP., INJECTOR	1	1	1		
15	17571-K0B-T00	STAY, HARNESS	1	1	1		
16	91301-GGL-J01	O-RING, 6.3X2.2	1	1	1		
18	93892-05012-18	SCREW-WASHER, 5X12	1	1	1		
19	95701-06025-00	BOLT, FLANGE, 6X25	2	2	2		



EOP-1

GASKET KIT A



Ref. No.	L.O.N.	(Relative ref. Number) Description	F.R.T.
----------	--------	------------------------------------	--------

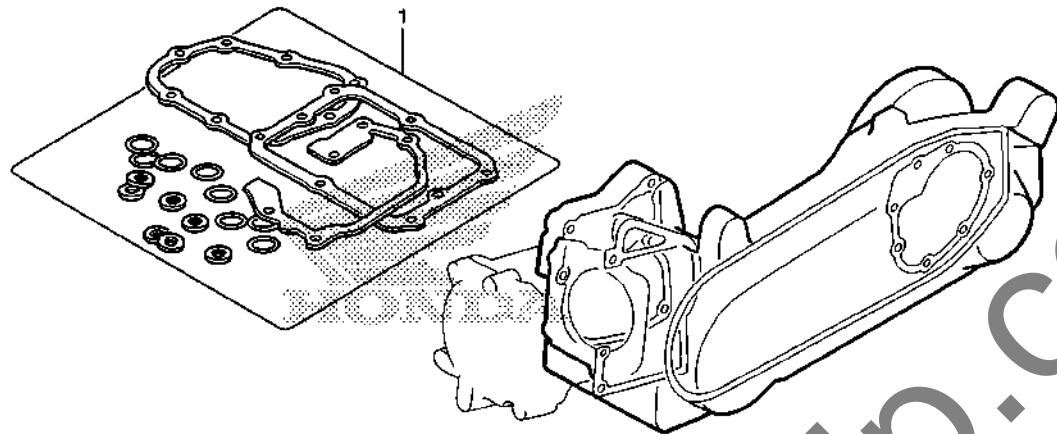
NO INFORMATION

K08300100

Ref. No.	Part No.	Description	Reqd. QTY			Serial No.	Parts catalogue code
			J	K	L		
1	06111-K04-930	GASKET KIT A	1	-	1	-----	U
	12191-KTW-901	GASKET, CYLINDER	1	-	1	-----	U
	12251-KTW-901	GASKET, CYLINDER HEAD	1	-	1	-----	U
	12391-K04-930	GASKET, HEAD COVER	1	-	1	-----	U
	14555-K04-931	GASKET, CAM CHAIN ADJUSTER ..	1	-	1	-----	U
	18291-MN4-920	GASKET, EX. PIPE	1	-	1	-----	U
	90421-KAB-003	WASHER, SEALING, 11X19X2	1	-	1	-----	U
	90441-706-000	WASHER, SEALING, 6MM	1	-	1	-----	U
	90454-MC7-000	WASHER, SPECIAL, 12MM	1	-	1	-----	U
	90543-MV9-670	RUBBER, MOUNTING	2	-	2	-----	U
	91302-KVZ-631	O-RING, IN. PIPE	2	-	2	-----	U

EOP-2

GASKET KIT B



K083X0200

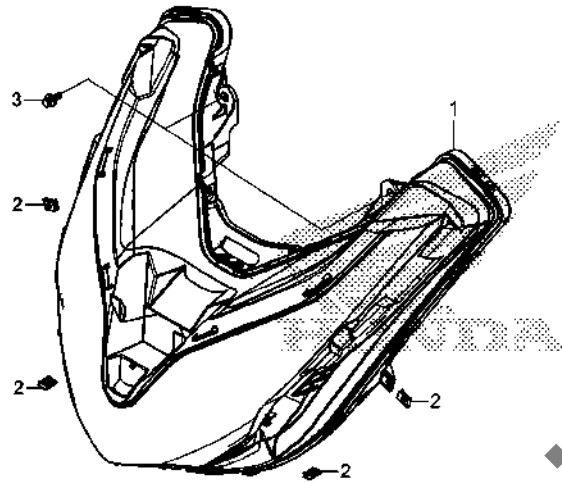
Ref. L.O.N. (Relative ref. Number) F.R.T.
No. Description

NO INFORMATION

Ref. No.	Part No.	Description	Reqd. QTY			Serial No.	Parts catalogue code
			J	K	L		
1	06112-K04-930	GASKET KIT B	1	-	1		U
	11205-KTW-900	GASKET, OIL PATH	1	-	1		U
	11394-KTW-901	GASKET, R. CRANKCASE COVER ..	1	-	1		U
	11395-KTW-900	GASKET, L. CRANKCASE COVER ..	1	-	1		U
	19226-KTW-900	GASKET, WATER PUMP COVER	1	-	1		U
	19415-KTW-900	SEAL, BELT COVER DUCT	1	-	1		U
	90441-706-000	WASHER, SEALING, 6MM	1	-	1		U
	90474-333-000	WASHER, SEALING, 8MM	3	-	3		U
	91301-K04-930	O-RING, 16.5X1.5	2	-	2		U
	91303-377-000	O-RING, 13.8X2.5	1	-	1		U
	91303-K04-930	O-RING, 14.8X2.4(NOK)	1	-	1		U
	91304-K04-930	O-RING, 15.8X2.4	4	-	4		U
	91305-K04-930	O-RING, 16.5X2.5	2	-	2		U
	91307-035-000	O-RING, 18X3	1	-	1		U
	91307-K04-930	O-RING, 9.8X2.4	1	-	1		U
	91309-425-003	O-RING, 24.4X3.1(ARAI)	1	-	1		U
	91309-PX4-003	O-RING, 16X2.1(NOK)	1	-	1		U
	91313-K04-930	O-RING, 14.7X2.2	1	-	1		U
	91352-KM1-003	O-RING, 47X1.9(NOK)	2	-	2		U
	91352-KM1-005	O-RING, 47X1.9(ARAI)	2	-	2		U
	94109-12000	WASHER, DRAIN PLUG, 12MM	1	-	1		U

F-1

HEADLIGHT



K0B3F0100

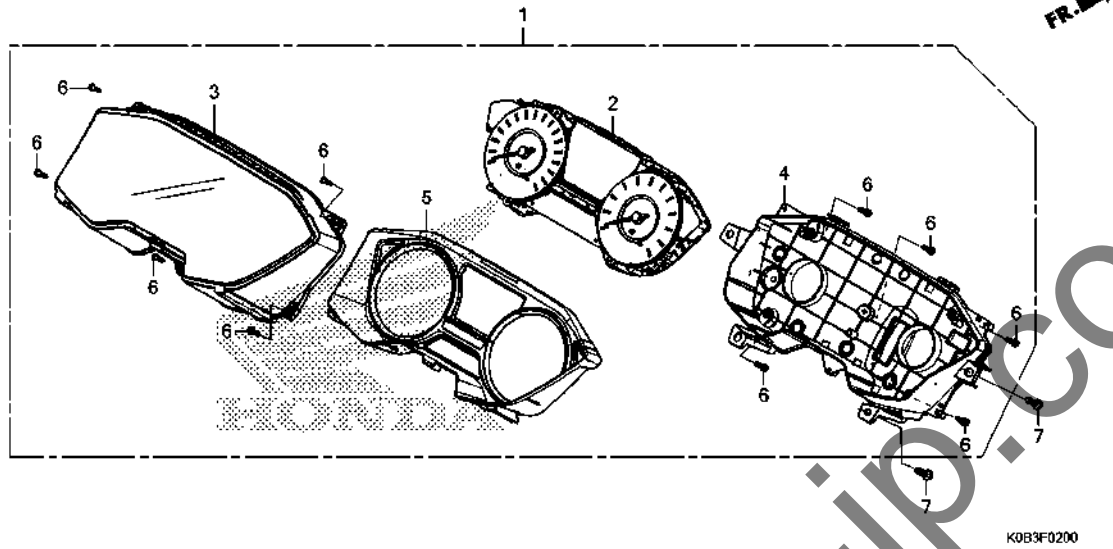
Ref. No.	L.O.N. (Relative ref. Number)	Description	F.R.T.
1	6161A7	HEADLIGHT UNIT	1.2

3

Ref. No.	Part No.	Description	Reqd. QTY			Serial No.	Parts catalogue code
			J	K	L		
1	33100-K0B-T01	HEADLIGHT ASSY.	1	1	1		
2	90302-KWW-A00	NUT, SPRING, 4MM	4	4	4		
3	93404-06016-00	BOLT-WASHER, 6X16	2	2	2		

F-2

COMBINATION METER

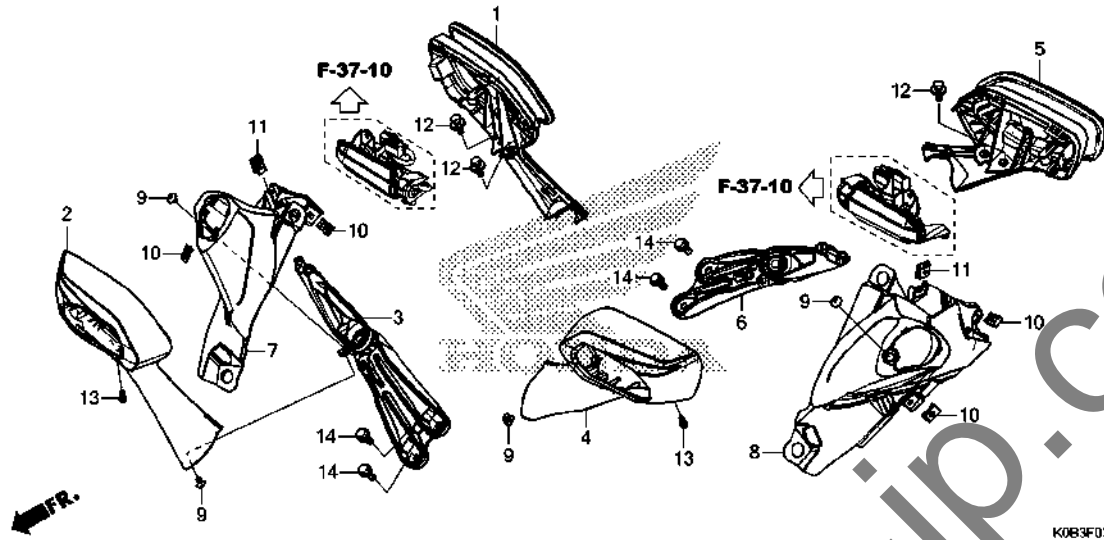


Ref. No.	L.O.N.	(Relative ref. Number) Description	F.R.T.
1	8121A1	METER ASSY., COMBINATION	0.9
2	8121A2	METER, COMBINATION	1.1
3	8121B7	LENS, METER	0.9
4	8121B5	CASE, METER :LOWER	1.0
5	4131A3	PLATE, REFLECTING	0.9

Ref. No.	Part No.	Description	Reqd. QTY			Serial No.	Parts catalogue code
			J	K	L		
1	37100-K0B-K01	METER ASSY., COMBINATION(KPH)	1	1	1	-----	2F0,F0,K0
	37100-K0B-T01	1	-	1	-----	MA
	37100-K0B-U02	1	-	1	-----	U
2	37110-K0B-K01	METER COMP., COMBINATION	1	1	1	-----	2F0,F0,K0
	37110-K0B-T01	1	-	1	-----	MA
	37110-K0B-U02	1	-	1	-----	U
3	37212-K0B-T01	LENS	1	1	1	-----	
4	37213-K0B-T01	CASE ASSY., UNDER	1	1	1	-----	
5	37230-K0B-T01	PLATE ASSY., REFLECTING	1	1	1	-----	
6	90101-KY6-008	SCREW, TAPPING, 3X14	10	10	10	-----	
7	93903-35320	SCREW, TAPPING, 5X16	4	4	4	-----	

F-3

MIRROR



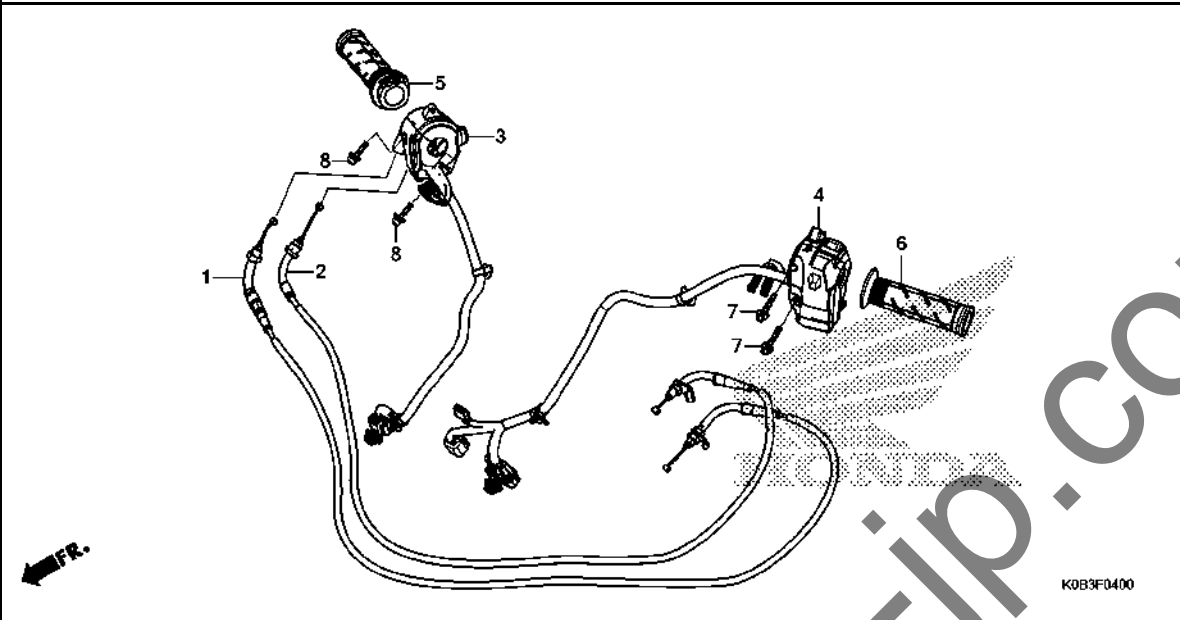
Ref. No.	L.O.N.	(Relative ref. Number) Description	F.R.T.
1	4131L0	MIRROR, BACK :RIGHT	0.9
2	4131L2	COVER, MIRROR :RIGHT	0.9
3	4131S1	STAY, MIRROR :RIGHT	0.9
4	4131L1	COVER, MIRROR :LEFT	0.9
	4131S4	COVER, MIRROR :BOTH	1.1
5	4131K9	MIRROR, BACK :LEFT	0.9
	4131S3	MIRROR, BACK :BOTH	1.1
6	4131S0	STAY, MIRROR :LEFT	0.9
	4131S2	STAY, MIRROR :BOTH	1.1
7	4131LB	PANEL, MIRROR :RIGHT	0.9
8	4131LA	PANEL, MIRROR :LEFT	0.9
	4131LC	PANEL, MIRROR :BOTH	1.1

3

Ref. No.	Part No.	Description	Reqd. QTY			Serial No.	Parts catalogue code
			J	K	L		
1	88110-KOB-T01	MIRROR COMP., R. BACK	1	1	1		
2	88113-KOB-T00	COVER, R. BACK MIRROR	1	1	1		
3	88115-KOB-T01	ARM COMP., R. BACK MIRROR ...	1	1	1		
4	88118-KOB-T00	COVER, L. BACK MIRROR	1	1	1		
5	88120-KOB-T01	MIRROR COMP., L. BACK	1	1	1		
6	88125-KOB-T01	ARM COMP., L. BACK MIRROR ...	1	1	1		
7	88215-KOB-T00ZA	COVER, R. MIRROR BASE *NH1*.....BLACK	1	1	1		
8	88225-KOB-T00ZA	COVER, L. MIRROR BASE *NH1*.....BLACK	1	1	1		
9	90109-K01-900	SCREW, TRUSS, 5X6	4	4	4		
10	90302-KWW-A00	NUT, SPRING, 4MM	4	4	4		
11	90677-KAN-T00	NUT, CLIP, 5MM	2	2	2		
12	93404-05010-08	BOLT-WASHER, 5X10	4	4	4		
13	93903-34380	SCREW, TAPPING, 4X12	2	2	2		
14	95701-06016-08	BOLT, FLANGE, 6X16	4	4	4		

F-4

SWITCH/CABLE

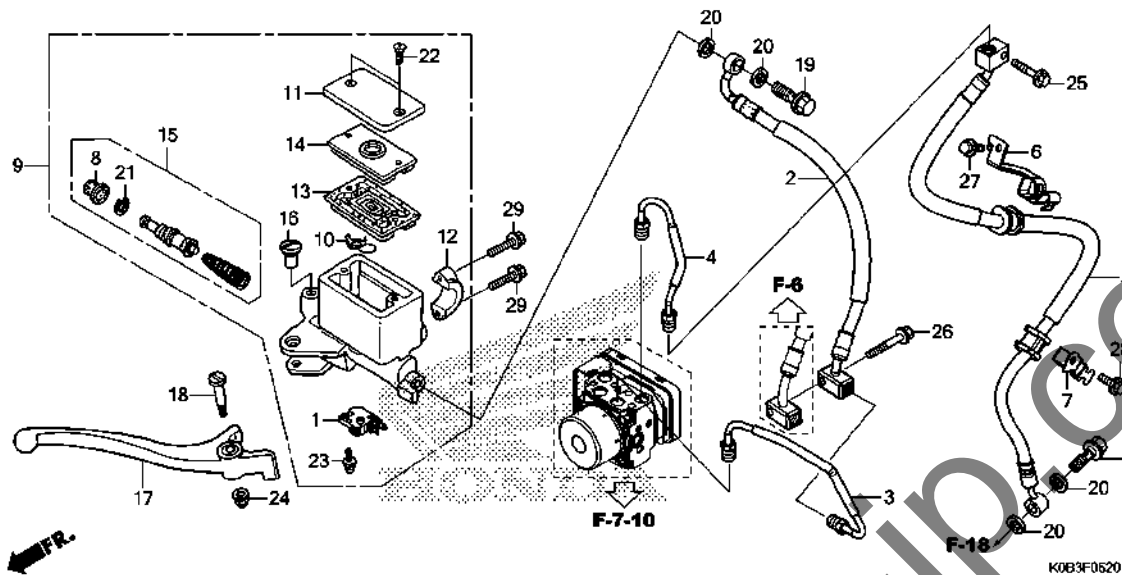


Ref. No.	L.O.N.	(Relative ref. Number) Description	F.R.T.
1		(2) CABLE, THROTTLE	2.6
		.NOTE: Same time for two units	
3	6151D8	SWITCH, ENGINE STOP	1.7
4	615118	SWITCH, WINKER	1.3
5	810150	GRIP, THROTTLE	0.7
6	8101CD	GRIP, HANDLE :LEFT	0.1

Ref. No.	Part No.	Description	Reqd. QTY			Serial No.	Parts catalogue code
			J	K	L		
1	17910-KOB-T01	CABLE COMP. A, THROTTLE	1	1	1		
2	17920-KOB-T01	CABLE COMP. B, THROTTLE	1	1	1		
3	35130-KOB-T01	SWITCH ASSY., ENGINE STOP ...	1	1	1		
4	35200-KOB-T01	SWITCH ASSY., WINKER	1	1	1		
5	53140-KOB-T00	GRIP COMP., THROTTLE	1	1	1		
6	53150-MGS-D30	GRIP, L. HANDLE	1	1	1		
7	90508-MGE-D00	SCREW-WASHER, 5X25	2	2	2		
8	93892-05020-07	SCREW-WASHER, 5X20	2	2	2		

F-5-20

FRONT BRAKE MASTER CYLINDER



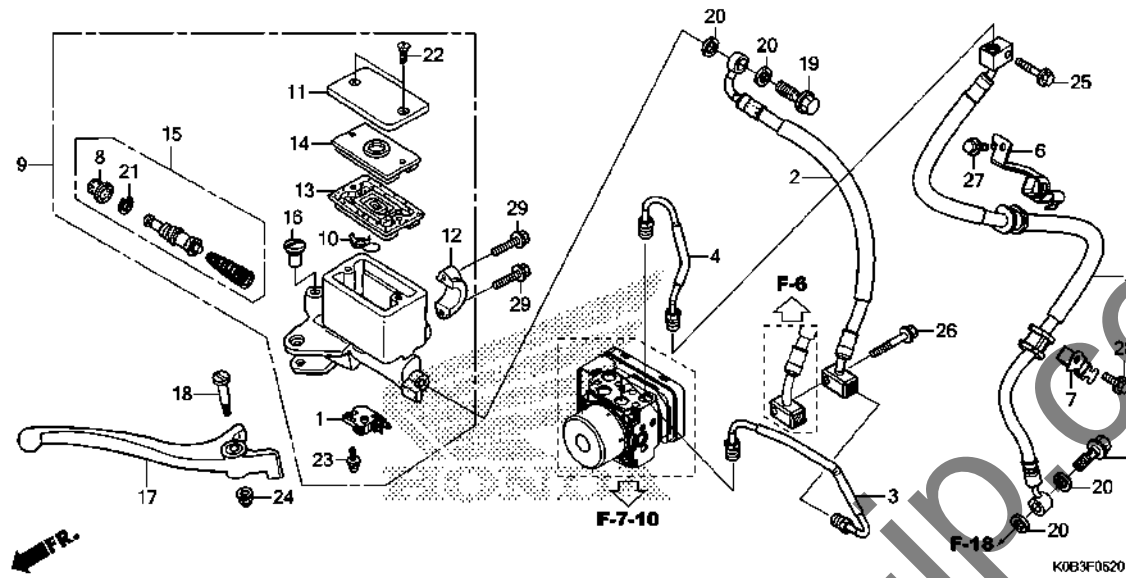
Ref. No.	L.O.N.	(Relative ref. Number) Description	F.R.T.
1	6151B2	SWITCH, FRONT STOP	0.3
	6151B6	SWITCH, STOP :BOTH	0.5
2	712127	HOSE A, FRONT BRAKE	2.5
		.INCLUDES: Bleed brakes	
3	7121C8	PIPE B, FRONT BRAKE	1.3
		.INCLUDES: Bleed brakes	
4	7121C9	PIPE C, FRONT BRAKE	1.3
		.INCLUDES: Bleed brakes	
5	7121L5	HOSE D, FRONT BRAKE	1.3
		.INCLUDES: Bleed brakes	
9	712105	CYLINDER, FRONT BRAKE MASTER	0.6
		.INCLUDES: Bleed brakes	
13	7121G6	DIAPHRAGM, FRONT BRAKE MASTER	0.1
		CYLINDER	
15	7121G9	PISTON SET, FRONT BRAKE MASTER	0.6
		.INCLUDES: Bleed brakes	
17	8101C7	LEVER, HANDLE :RIGHT	0.1
	8101F5	LEVER, HANDLE :BOTH	0.2

3

Ref. No.	Part No.	Description	Reqd. QTY			Serial No.	Parts catalogue code
			NSS300A	J	K		
1	35340-MGS-D31	SWITCH ASSY., FR. STOP	1	1	1		
2	45125-KOB-T01	HOSE COMP. A, FR. BRAKE	1	1	1		
3	45126-KOB-T00	PIPE COMP. B, FR. BRAKE	1	1	1		
4	45127-KOB-T00	PIPE COMP. C, FR. BRAKE	1	1	1		
5	45128-KOB-T01	HOSE COMP. D, FR. BRAKE	1	1	1		
6	45135-K40-F10	CLAMPER COMP. A, FR. BRAKE					
		HOSE	1	1	1		
7	45136-K40-F10	CLAMPER COMP. B, FR. BRAKE					
		HOSE	1	1	1		
8	45504-410-003	BOOT COMP.	1	1	1		
9	45510-KOB-T01	CYLINDER SUB ASSY., FR. BRAKE					
		MASTER(NISSIN)	1	1	1		
10	45512-MA6-006	PROTECTOR	1	1	1		
11	45513-KK1-771	CAP, MASTER CYLINDER	1	1	1		
12	45517-166-006	HOLDER, MASTER CYLINDER	1	1	1		
13	45520-MG7-006	DIAPHRAGM	1	1	1		
14	45521-HA2-006	PLATE, DIAPHRAGM	1	1	1		
15	45530-KVS-M21	CYLINDER SET, FR. MASTER					
		(NISSIN)	1	1	1		
16	53174-463-770	PLUG, HANDLE LEVER BRACKET ..	1	1	1		
17	53175-K04-931	LEVER, R. HANDLE	1	1	1		
18	90114-MA5-671	BOLT, HANDLE LEVER PIVOT	1	1	1		
19	90145-MS9-612	BOLT, OIL, 10X22(SAGA)	2	2	2		
20	90545-300-000	WASHER, OIL BOLT	4	4	4		
21	90651-K03-M61	CIRCLIP, INTERNAL, 18.8	1	1	1		

F-5-20

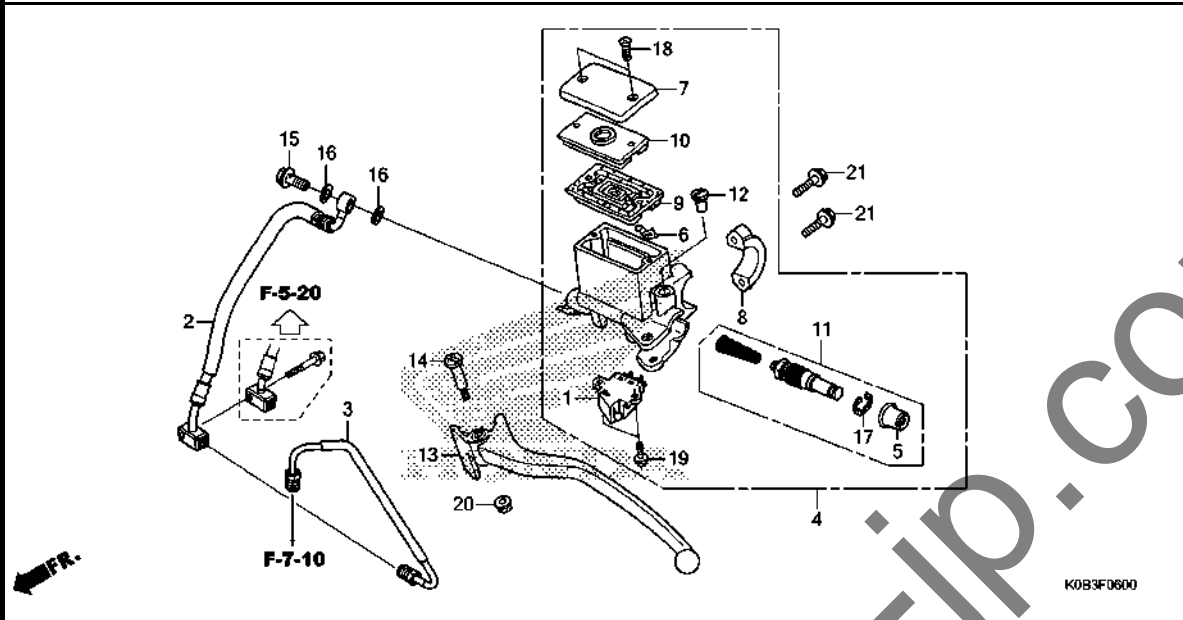
FRONT BRAKE MASTER CYLINDER



Ref. No.	Part No.	Description	Reqd. QTY			Serial No.	Parts catalogue code
			J	K	L		
22	93600-04012-16	SCREW, FLAT, 4X12	2	2	2		
23	93893-04012-17	SCREW-WASHER, 4X12	1	1	1		
24	94050-06000	NUT, FLANGE, 6MM	1	1	1		
25	95701-06025-00	BOLT, FLANGE, 6X25	1	1	1		
26	95701-06040-00	BOLT, FLANGE, 6X40	1	1	1		
27	96001-06012-00	BOLT, FLANGE, 6X12	1	1	1		
28	96001-06014-07	BOLT, FLANGE, 6X14	1	1	1		
29	96001-06022-00	BOLT, FLANGE, 6X22	2	2	2		

F-6

REAR BRAKE MASTER CYLINDER



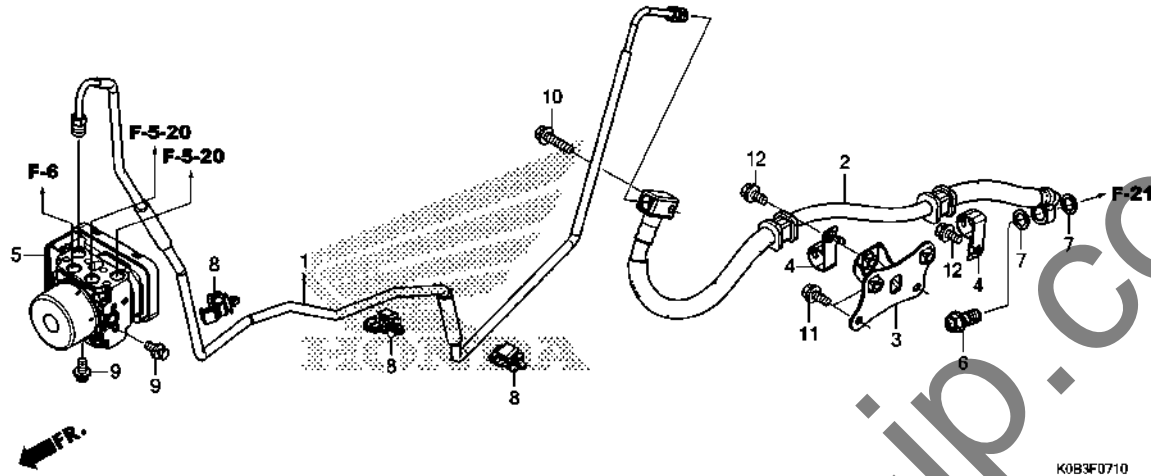
Ref. No.	L.O.N.	(Relative ref. Number) Description	F.R.T.
1	6151B3	SWITCH, REAR STOP :LEVER SIDE	0.3
	6151B6	SWITCH, STOP :BOTH	0.5
2	712180	HOSE A, REAR BRAKE	2.7
		.INCLUDES: Bleed brakes	
3	7121D8	PIPE B, REAR BRAKE	1.4
		.INCLUDES: Bleed brakes	
4	712125	CYLINDER, REAR BRAKE MASTER	0.8
		.INCLUDES: Bleed brakes	
9	7121G7	DIAPHRAGM, REAR BRAKE MASTER CYLINDER	0.1
11	7121H0	PISTON SET, REAR BRAKE MASTER	0.8
		.INCLUDES: Bleed brakes	
13	8101C6	LEVER, HANDLE :LEFT	0.1
	8101F5	LEVER, HANDLE :BOTH	0.2

3

Ref. No.	Part No.	Description	Reqd. QTY			Serial No.	Parts catalogue code
			J	K	L		
1	35340-K40-F01	SWITCH ASSY., L. HANDLE STOP (WATER PROOF)	1	1	1		
2	43311-K40-F11	HOSE COMP. A, RR. BRAKE	1	1	1		
3	43312-K0B-T00	PIPE COMP. B, RR. BRAKE	1	1	1		
4	43510-K0B-T01	CYLINDER SUB ASSY., RR. BRAKE MASTER(NISSIN)	1	1	1		
5	45504-410-003	BOOT COMP.	1	1	1		
6	45512-MA6-006	PROTECTOR	1	1	1		
7	45513-KK1-771	CAP, MASTER CYLINDER	1	1	1		
8	45517-166-006	HOLDER, MASTER CYLINDER	1	1	1		
9	45520-MG7-006	DIAPHRAGM	1	1	1		
10	45521-HA2-006	PLATE, DIAPHRAGM	1	1	1		
11	45530-KVS-M21	CYLINDER SET, FR. MASTER (NISSIN)					
		(FOR RR.)	1	1	1		
12	53174-463-770	PLUG, HANDLE LEVER BRACKET	1	1	1		
13	53178-K04-931	LEVER, L. HANDLE	1	1	1		
14	90114-MA5-671	BOLT, HANDLE LEVER PIVOT	1	1	1		
15	90145-MS9-612	BOLT, OIL, 10X22(SAGA)	1	1	1		
16	90545-300-000	WASHER, OIL BOLT	2	2	2		
17	90651-K03-M61	CIRCLIP, INTERNAL, 18.8	1	1	1		
18	93600-04012-16	SCREW, FLAT, 4X12	2	2	2		
19	93893-04012-17	SCREW-WASHER, 4X12	2	2	2		
20	94050-06000	NUT, FLANGE, 6MM	1	1	1		
21	96001-06022-00	BOLT, FLANGE, 6X22	2	2	2		

F-7-10

REAR BRAKE PIPE

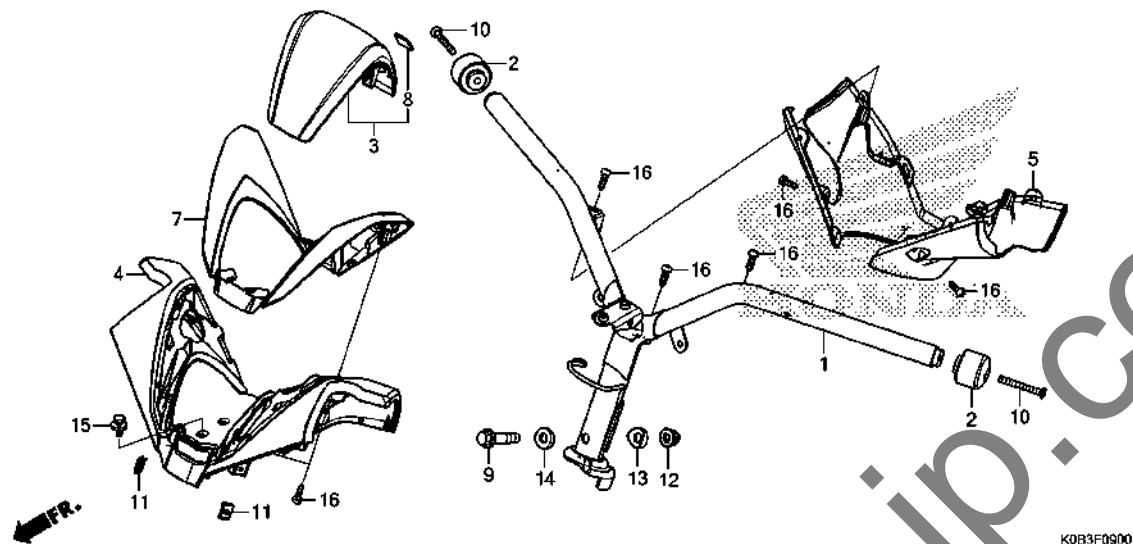


Ref. No.	L.O.N.	(Relative ref. Number) Description	F.R.T.
1	7121D9	PIPE C, REAR BRAKEINCLUDES: Bleed brakes	2.9
2	7121B2	HOSE D, REAR BRAKEINCLUDES: Bleed brakes	1.3
5	7111H1	MODULATOR, ABSINCLUDES: Bleed brakes	1.8

Ref. No.	Part No.	Description	Reqd. QTY			Serial No.	Parts catalogue code
			J	K	L		
1	43313-KOB-T00	PIPE COMP. C, RR. BRAKE	1	1	1		
2	43314-KOB-T01	HOSE COMP. D, RR. BRAKE	1	1	1		
3	43320-KOB-T00	STAY COMP., RR. BRAKE HOSE ..	1	1	1		
4	43355-KOB-T00	CLAMPER, RR. BRAKE HOSE	2	2	2		
5	57110-KOB-T01	MODULATOR ASSY.	1	1	1		
6	90145-MS9-612	BOLT, OIL, 10X22(SAGA)	1	1	1		
7	90545-300-000	WASHER, OIL BOLT	2	2	2		
8	90661-MGS-D71	CLAMP, BRAKE PIPE(7.0)	3	3	3		
9	93401-06012-08	BOLT-WASHER, 6X12	2	2	2		
10	95701-06025-00	BOLT, FLANGE, 6X25	1	1	1		
11	95801-06014-07	BOLT, FLANGE, 6X14	2	2	2		
12	96001-06012-07	BOLT, FLANGE, 6X12	2	2	2		

F-9

STEERING HANDLE/HANDLE COVER



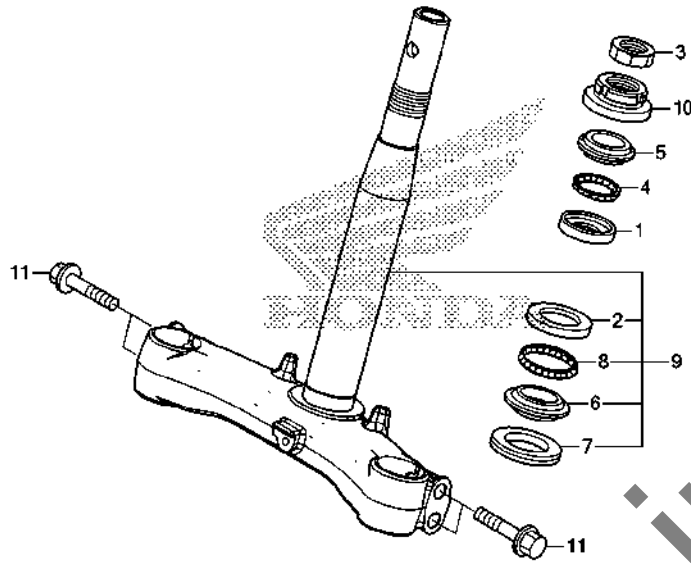
Ref. No.	L.O.N.	(Relative ref. Number) Description	F.R.T.
1	810100	PIPE, STEERING HANDLE	1.7
3	413175	COVER, HANDLE	0.1
4		(7)	
	4131X1	COVER, HANDLE :UPPER	0.2
5	4131X2	COVER, HANDLE :LOWER	0.2
	4131U1	COVER, HANDLE :BOTH	0.2

K0B3F0900

Ref. No.	Part No.	Description	Reqd. QTY			Serial No.	Parts catalogue code
			J	K	L		
1	53100-KOB-T00	HANDLE COMP., STEERING	1	1	1		
2	53102-KOB-T00	WEIGHT A, HANDLE	2	2	2		
3	53204-KOB-T00ZA	COVER SET, HANDLE TOP					
	NH1BLACK	1	1	1		
4	53205-KOB-T00ZA	COVER, HANDLE UPPER					
	NH1BLACK	1	1	1		
5	53206-KOB-T00ZA	COVER, HANDLE LOWER					
	NH1BLACK	1	1	1		
7	53208-KOB-T00ZE	GARNISH, HANDLE COVER					
	NHB99M	PREMIUM SILVER METALLIC	1	1	1		
	53208-KOB-T00ZC	*NH487M*					
		KNIGHT SILVER METALLIC	1	1	-		
	53208-KOB-T00ZD	*NHC10M*					
		MAT AGILE GRAY METALLIC	1	1	-	----- K0	
			-	-	1		
8	86150-GFC-901	EMBLEM, PRODUCT(MARUI)	1	1	1		
	86150-GFC-902	EMBLEM, PRODUCT(UEHARA)	1	1	1		
	86150-KYS-940	EMBLEM, PRODUCT(SHINKO ASIA)	1	1	1		
9	90102-KWW-640	BOLT, FLANGE, 10X48	1	1	1		
10	90191-KOB-T00	SCREW, OVAL, 6X50	2	2	2		
11	90302-KWW-A00	NUT, SPRING, 4MM	2	2	2		
12	90304-KGH-901	NUT, U, 10MM	1	1	1		
13	90501-KPH-880	COLLAR A, HANDLE SETTING	1	1	1		
14	90505-KPH-880	COLLAR B, HANDLE SETTING	1	1	1		
15	93404-06012-08	BOLT-WASHER, 6X12	1	1	1		
16	93903-34480	SCREW, TAPPING, 4X16	7	7	7		

F-10

STEERING STEM



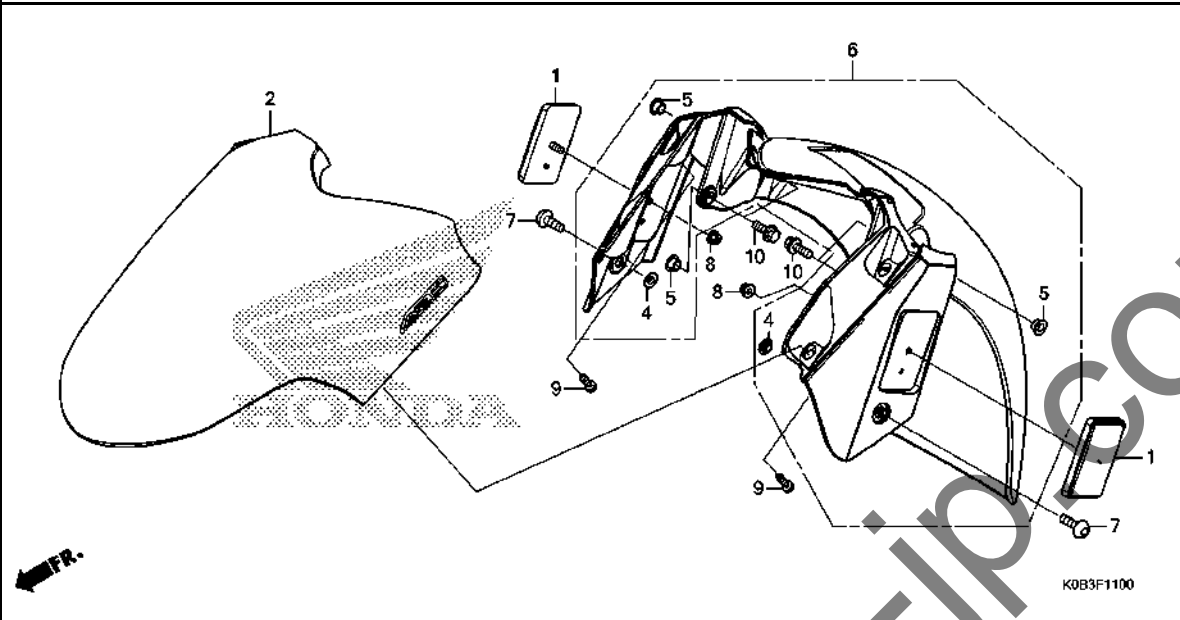
K0B3F1000

Ref. No.	L.O.N.	(Relative ref. Number) Description	F.R.T.
1		(4)	
5101A0		RACE, STEERING BALL :UPPER ...	2.7
2		5101A1 RACE, STEERING BALL :LOWER ...	2.9
		5101C9 RACE, STEERING BALL :BOTH	2.9
5		5101A9 RACE, STEERING TOP CONE	2.7
6		(7,8)	
		5101B0 RACE, STEERING BOTTOM CONE ...	2.9
9		510100 STEM OR SHAFT ASSY., STEERING	2.7
10		5101B2 THREAD, STEERING HEAD TOP	2.5

Ref. No.	Part No.	Description	Reqd. QTY			Serial No.	Parts catalogue code
			J	K	L		
1	50301-GN5-901	RACE, STEERING TOP BALL	1	1	1		
2	50302-GN5-900	RACE, STEERING BOTTOM BALL ..	1	1	1		
3	50306-GN5-900	NUT, STEERING STEM LOCK	1	1	1		
4	53210-KVR-C00	BALL ASSY., STEERING STEEL, #6X21	1	1	1		
5	53211-GN5-900	RACE, STEERING TOP CONE	1	1	1		
6	53212-K40-F00	RACE, STEERING BOTTOM CONE ..	1	1	1		
7	53214-GN5-900	DUST SEAL, STEERING HEAD	1	1	1		
8	53215-KVR-C00	BALL ASSY., STEERING STEEL, #6X26	1	1	1		
9	53219-K0B-T00	STEM SUB ASSY., STEERING	1	1	1		
10	53220-GN5-850	THREAD COMP., STEERING HEAD TOP	1	1	1		
11	90108-KTF-980	BOLT, FLANGE, 10X55	4	4	4		

F-11

FRONT FENDER



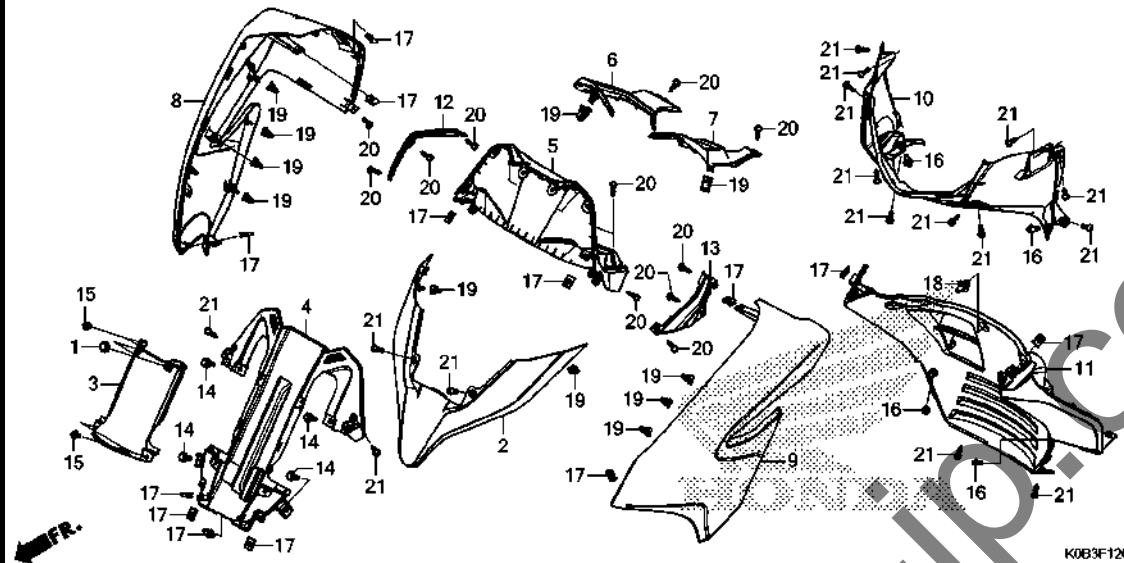
Ref. No.	L.O.N.	(Relative ref. Number) Description	F.R.T.
2	413103	FENDER A, FRONT	0.4
6	413104	FENDER B, FRONT	0.4

3

Ref. No.	Part No.	Description	Reqd. QTY			Serial No.	Parts catalogue code
			J	K	L		
1	33741-K0B-T01	REFLECTOR, FR. REFLEX (AMBER)	2	2	2		
2	61110-K0B-T00ZB	FENDER SET A, FR. (WL)					
	61110-K0B-T00ZD	*TYPE3*	1	1	-		
	61110-K0B-T00ZC	*TYPE1*	1	1	-		
	61110-K0B-T00ZA	*TYPE2*	1	1	-		FO, MA
	61110-K0B-T10ZA	*TYPE4*	1	1	-		KO
	61110-K0B-T10ZB	*TYPE4*	-	-	1		2FO, FO, KO
	61110-K0B-T10ZB	*TYPE3*	-	-	1		2FO, FO, KO
	61110-K0B-T10ZC	*TYPE2*	-	-	1		
	61110-K0B-T10ZD	*TYPE1*	-	-	1		
4	61112-K0B-T00	COLLAR, FR. FENDER	2	2	2		
5	61112-K97-T00	COLLAR, FR. FENDER	4	4	4		
6	61121-K0B-T00	FENDER COMP. B, FR.	1	1	1		
7	90132-KZZ-900	SCREW, PAN, 6X18	2	2	2		
8	90301-KWN-901	NUT, U, 5MM	2	2	2		
9	93903-35320	SCREW, TAPPING, 5X16	4	4	4		
10	95701-06016-08	BOLT, FLANGE, 6X16	4	4	4		

F-12

FRONT COVER/METER PANEL

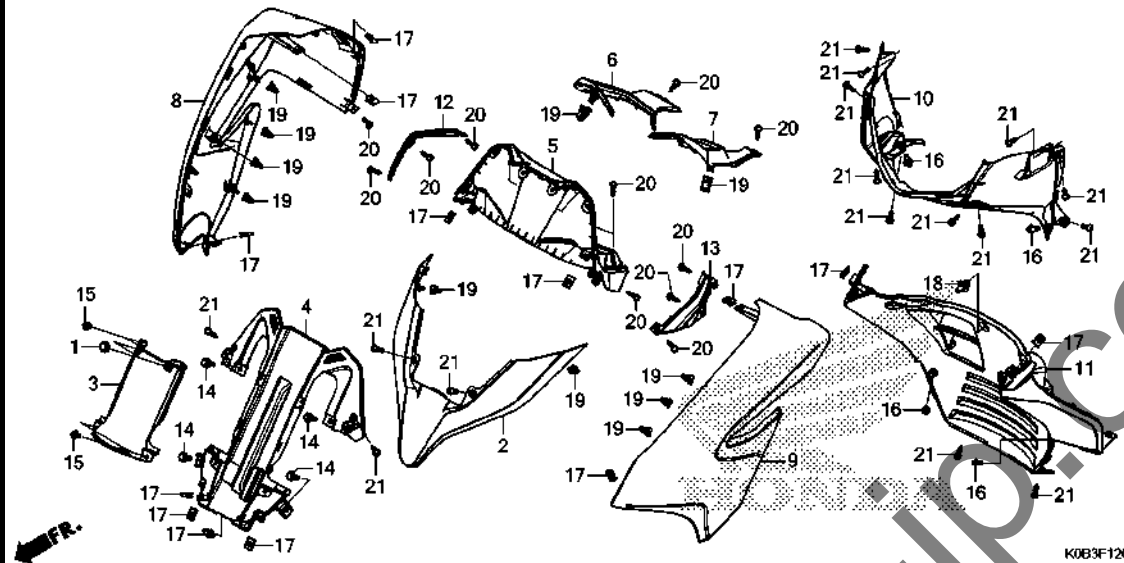


Ref. No.	L.O.N.	(Relative ref. Number) Description	F.R.T.
2	4111M3	GARNISH, WINDSCREEN	0.2
4		(3)	
	812140	PANEL, METER	0.4
5	8121B9	PANEL, METER :REAR	0.8
6	8121F9	COVER, METER :RIGHT	0.1
7	8121F8	COVER, METER :LEFT	0.1
	8121JD	COVER, METER :BOTH	0.1
8		(12)	
	4111U8	COVER, FRONT :RIGHT	0.3
9		(13)	
	4111U7	COVER, FRONT :LEFT	0.3
	4111U9	COVER, FRONT :BOTH	0.5
10	413122	COVER, FRONT CENTER	0.5
11	413130	COVER, FRONT LOWER	0.9

Ref. No.	Part No.	Description	Reqd. QTY			Serial No.	Parts catalogue code
			J	K	L		
1	47117-196-000	RUBBER, STOPPER	2	-	-		
	47117-KOB-T01		-	2	2		
2	64305-KOB-T00ZE	GARNISH, SCREEN	1	1	1		
	PB413P.MAT PEARL AGILE BLUE						
	NH487M						
	64305-KOB-T00ZF	KNIGHT SILVER METALLIC	1	1	-		
	NHB99M						
	64305-KOB-T00ZH	PREMIUM SILVER METALLIC	1	1	-	FO,MA	
	NHC10M						
	64305-KOB-T00ZG	MAT AGILE GRAY METALLIC	1	1	-	KO	
	NHB99M						
	64305-KOB-T00ZH	PREMIUM SILVER METALLIC	-	-	1	2FO,FO,KO	
	NHC10M						
	64305-KOB-T00ZG	MAT AGILE GRAY METALLIC	-	-	1		
3	64335-KOB-T00ZA	DUCT, FR. METER PANEL	1	1	1		
	NH1	BLACK					
4	64336-KOB-T00ZA	PANEL, FR. METER	1	1	1		
	NH1	BLACK					
5	64337-KOB-T00ZA	PANEL, RR. METER	1	1	1		
	NH1	BLACK					
6	64345-KOB-T00ZC	GARNISH, R. METER	1	1	1		
	NHB99M						
	64345-KOB-T00ZA	PREMIUM SILVER METALLIC	1	1	1		
	NH487M						
	64345-KOB-T00ZA	KNIGHT SILVER METALLIC	1	1	-		

F-12

FRONT COVER/METER PANEL

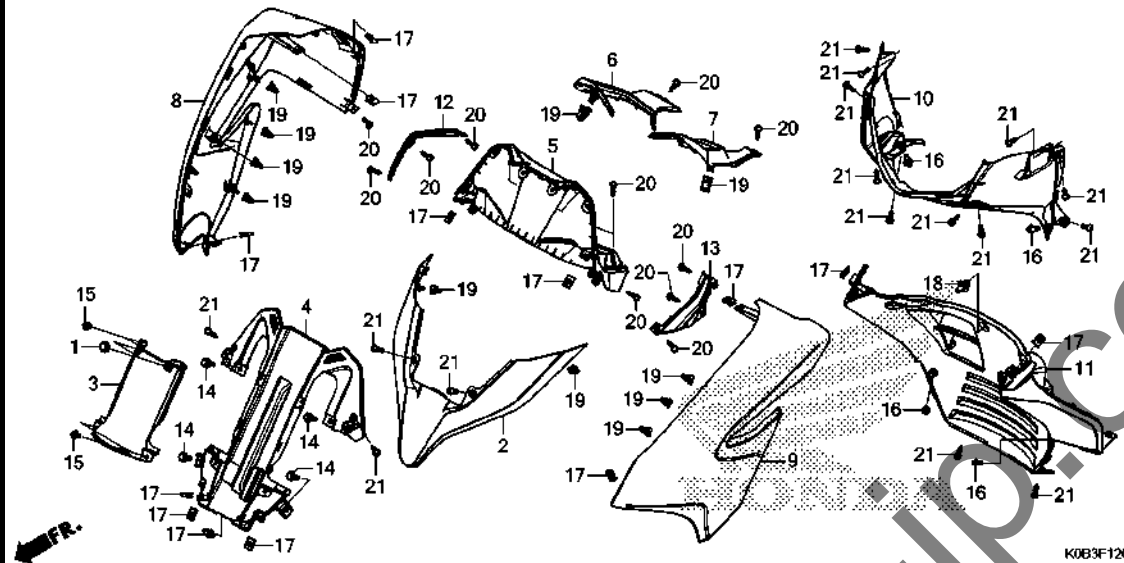


K0B3F1200

Ref. No.	Part No.	Description	Reqd. QTY			Serial No.	Parts catalogue code
			NSS300A	J	K		
(6)	64345-K0B-T00ZB	GARNISH, R. METER *NHC10M* MAT AGILE GRAY METALLIC	1	1	-	-	----- K0
7	64346-K0B-T00ZC	GARNISH, L. METER *NHB99M* PREMIUM SILVER METALLIC	1	1	1		
	64346-K0B-T00ZA	*NH487M* KNIGHT SILVER METALLIC	1	1	-		
	64346-K0B-T00ZB	*NHC10M* MAT AGILE GRAY METALLIC	1	1	-	-	----- K0
8	64501-K0B-T00ZG	COVER, R. FR. SIDE *NHB61P*..PEARL HORIZON WHITE	1	1	1		
	64501-K0B-T00ZH	*NHA95M*SWORD SILVER METALLIC	1	1	-		
	64501-K0B-T00ZJ	*NHA35M* ASTEROID BLACK METALLIC	1	1	-	-	----- F0,MA
	64501-K0B-T00ZF	*NH436M* MAT GUNPOWDER BLACK METALLIC	1	1	-	-	----- K0
	64501-K0B-T00ZM	*R340C*.....CANDY ROSY RED	-	-	1	-	----- 2F0,F0,K0
	64501-K0B-T00ZN	*PB399M* AEROSPACE BLUE METALLIC	-	-	1	-	----- 2F0,F0,K0
	64501-K0B-T00ZF	*NH436M* MAT GUNPOWDER BLACK METALLIC	-	-	1		
9	64502-K0B-T00ZG	COVER, L. FR. SIDE *NHB61P*..PEARL HORIZON WHITE	1	1	1		
	64502-K0B-T00ZH	*NHA95M*SWORD SILVER METALLIC	1	1	-		
	64502-K0B-T00ZJ	*NHA35M* ASTEROID BLACK METALLIC	1	1	-	-	----- F0,MA

F-12

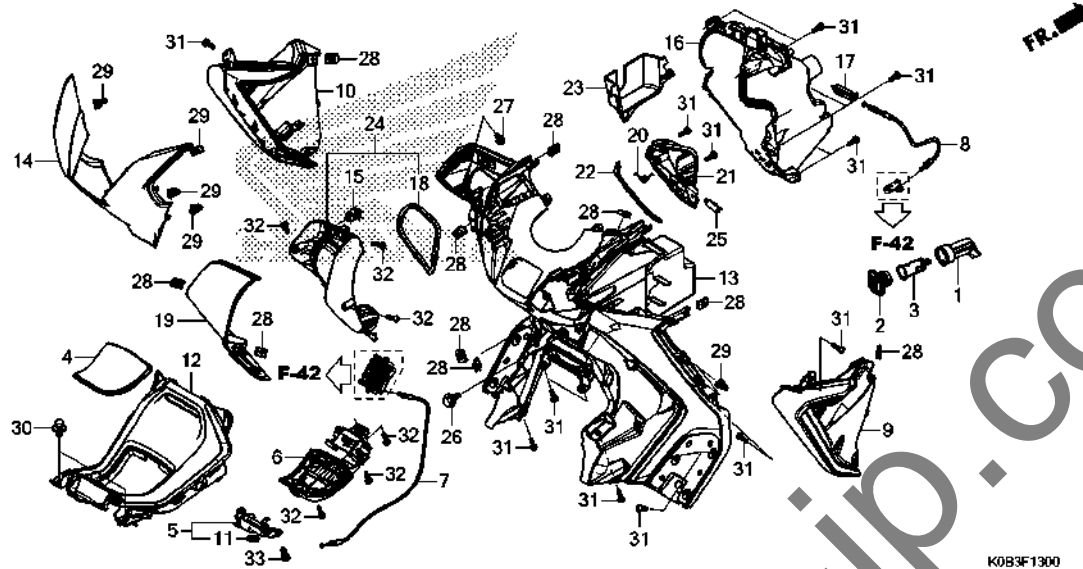
FRONT COVER/METER PANEL



Ref. No.	Part No.	Description	Reqd. QTY			Serial No.	Parts catalogue code
			NSS300A	J	K		
(9)	64502-KOB-T00ZF	COVER, L. FR. SIDE *NH436M* MAT GUNPOWDER BLACK METALLIC	1	1	-	-	K0
	64502-KOB-T00ZM	*R340C*.....CANDY ROSY RED	-	-	1	-	2F0,F0,K0
	64502-KOB-T00ZN	*PB399M* AEROSPACE BLUE METALLIC	-	-	1	-	2F0,F0,K0
	64502-KOB-T00ZF	*NH436M* MAT GUNPOWDER BLACK METALLIC	-	-	1	-	
10	64510-KOB-T00ZA	COVER, FR. CENTER *NH1*.....BLACK	1	1	1		
11	64520-KOB-T00ZA	COVER, FR. LOWER *NH1*.....BLACK	1	1	1		
12	64570-KOB-T00	GARNISH, R. LENS	1	1	1		
13	64580-KOB-T00	GARNISH, L. LENS	1	1	1		
14	90111-162-000	BOLT, FLANGE, 6MM	4	4	4		
15	90116-K0A-E11	RIVET, PUSH, 6MM	4	4	4		
16	90116-SP0-003	CLIP, BUMPER SEAL	4	4	4		
17	90302-KWW-A00	NUT, SPRING, 4MM	13	13	13		
18	90601-PV3-003	CLIP, AIR INTAKE DUCT PUSH	1	1	1		
19	90666-K59-A11	CLIP, SNAP FITTING(PO)	11	11	11		
20	93903-34420	SCREW, TAPPING, 4X16	13	13	13		
21	93903-34480	SCREW, TAPPING, 4X16	16	16	16		

F-13

INNER COVER



K0B3F1300

Ref. No.	L.O.N.	(Relative ref. Number) Description	F.R.T.
3		(2)	
	8121A0	SOCKET, ACCESSORY	1.2
4	3101B8	LID, FUEL	0.1
5	3101B7	LOCK, FUEL LID	2.3
6	4131V0	HINGE, FUEL LID	2.3
7	8111B6	CABLE, FUEL LID	2.3
8	8111C4	CABLE, INNER POCKET OPENER ...	2.3
9	4131Z1	COVER, FRONT INNER :RIGHT	0.5
10	4131Z2	COVER, FRONT INNER :LEFT	0.5
	4131Z3	COVER, FRONT INNER :BOTH	0.6
12	4131Z7	COVER, CENTER	2.3
13	411150	PANEL, INNER	2.4
14	4111V2	PANEL, INNER COVER	0.1
16	4111CF	POCKET, INNER	2.3
19	4111F2	COVER, POCKET :LEFT	0.1
24	4101R5	LID, INNER BOX	2.4

3

Ref. No.	Part No.	Description	Reqd. QTY			Serial No.	Parts catalogue code
			J	K	L		
1	32107-K04-930	COVER, ACCESSORY SOCKET	1	1	1		
2	39620-K04-931	CAP ASSY.(ACCESSORY)	1	1	1		
3	39624-SZ3-L01	SOCKET ASSY.	1	1	1		
4	64405-K0B-T00ZA	LID, FUEL *NH1*.....BLACK	1	1	1		
5	64440-K0B-T00	LOCK ASSY., FUEL LID	1	1	1		
6	64450-K0B-T01	HINGE ASSY., FUEL LID	1	1	1		
7	64455-K0B-T01	CABLE COMP., FUEL LID	1	1	1		
8	64485-K0B-T01	CABLE COMP., L. LID OPENER ...	1	1	1		
9	64530-K0B-T00ZC	COVER, R. FR. SIDE INNER *NHB99M*	1	1	1		
	64530-K0B-T00ZA	PREMIUM SILVER METALLIC *NH487M*	1	1	1		
	64530-K0B-T00ZB	KNIGHT SILVER METALLIC *NHC10M*	1	1	-		
		MAT AGILE GRAY METALLIC	1	1	-	-----	KO
10	64540-K0B-T00ZC	COVER, L. FR. SIDE INNER *NHB99M*	1	1	1		
	64540-K0B-T00ZA	PREMIUM SILVER METALLIC *NH487M*	1	1	1		
	64540-K0B-T00ZB	KNIGHT SILVER METALLIC *NHC10M*	1	1	-		
		MAT AGILE GRAY METALLIC	1	1	-	-----	KO
11	77234-KRJ-900	SPRING, SEAT LOCK	1	1	1		

F-13

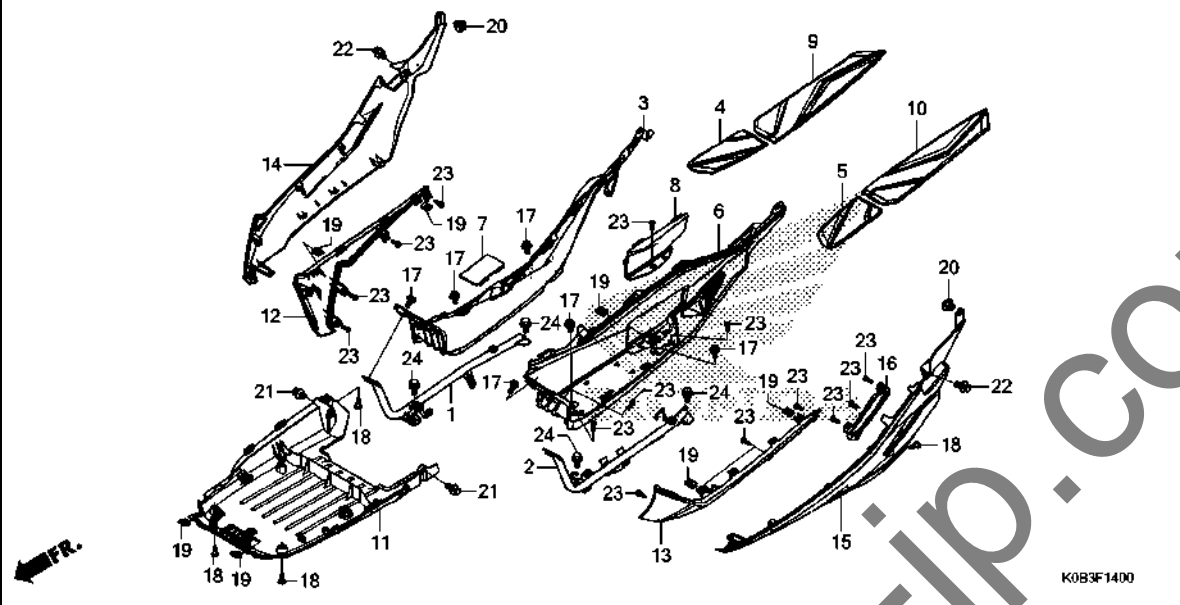
INNER COVER

Ref. No.	Part No.	Description	Reqd. QTY			Serial No.	Parts catalogue code
			J	K	L		
12	81121-KOB-T00ZA	COVER, CENTER *NH1*.....BLACK	1	1	1		
13	81130-KOB-T00ZA	COVER, INNER *NH1*.....BLACK	1	1	1		
14	81135-KOB-T00ZE	COVER, NECK GUARD *NHB99M*					
	81135-KOB-T00ZC	PREMIUM SILVER METALLIC *NH487M*	1	1	1		
	81135-KOB-T00ZD	KNIGHT SILVER METALLIC *NHC10M*	1	1	-		
		MAT AGILE GRAY METALLIC	1	1	-	-----	----- KO
15	81142-K01-901	LATCH	1	1	1		
16	81150-KOB-T00	BOX, INNER	1	1	1		
17	81151-KOB-T00	LOCK, INNER BOX LID	1	1	1		
18	81154-KOB-T00	SEAL, INNER BOX LID	1	1	1		
19	81155-KOB-T00ZB	COVER, INNER BOX LID *NHB61P*..PEARL HORIZON WHITE	1	1	1		
	81155-KOB-T00ZC	*NHA95M*SWORD SILVER METALLIC	1	1	-		
	81155-KOB-T00ZD	*NHA35M* ASTEROID BLACK METALLIC	1	1	-	-----	----- FO,MA
	81155-KOB-T00ZA	*NH436M* MAT GUNPOWDER BLACK METALLIC	1	1	-	-----	----- KO
	81155-KOB-T00ZM	*R340C*.....CANDY ROSY RED	-	-	1	-----	----- 2FO,FO,KO
	81155-KOB-T00ZN	*PB399M* AEROSPACE BLUE METALLIC	-	-	1	-----	----- 2FO,FO,KO
	81155-KOB-T00ZA	*NH436M* MAT GUNPOWDER BLACK METALLIC	-	-	1		
20	81156-KOB-T00	SPRING, INNER BOX LID	1	1	1		
21	81157-KOB-T00	COVER, INNER BOX HINGE	1	1	1		
22	81158-KOB-T00	SEAL, HINGE COVER	1	1	1		
23	81159-KOB-T00	SEPARATOR, INNER BOX	1	1	1		
24	81220-KOB-T00ZA	LID ASSY., INNER BOX *NH1*.....BLACK	1	1	1		
25	83534-K35-V01	DAMPER, R. LID	1	1	1		
26	90111-162-000	BOLT, FLANGE, 6MM	1	1	1		
27	90116-SPO-003	CLIP, BUMPER SEAL	2	2	2		
28	90302-KWW-A00	NUT, SPRING, 4MM	10	10	10		
29	90666-K59-A11	CLIP, SNAP FITTING(PO)	8	8	8		
30	93404-06012-08	BOLT-WASHER, 6X12	2	2	2		
31	93903-34420	SCREW, TAPPING, 4X16	22	22	22		
32	93903-34480	SCREW, TAPPING, 4X16	10	10	10		
33	93903-35320	SCREW, TAPPING, 5X16	2	2	2		

3

F-14

FLOOR STEP



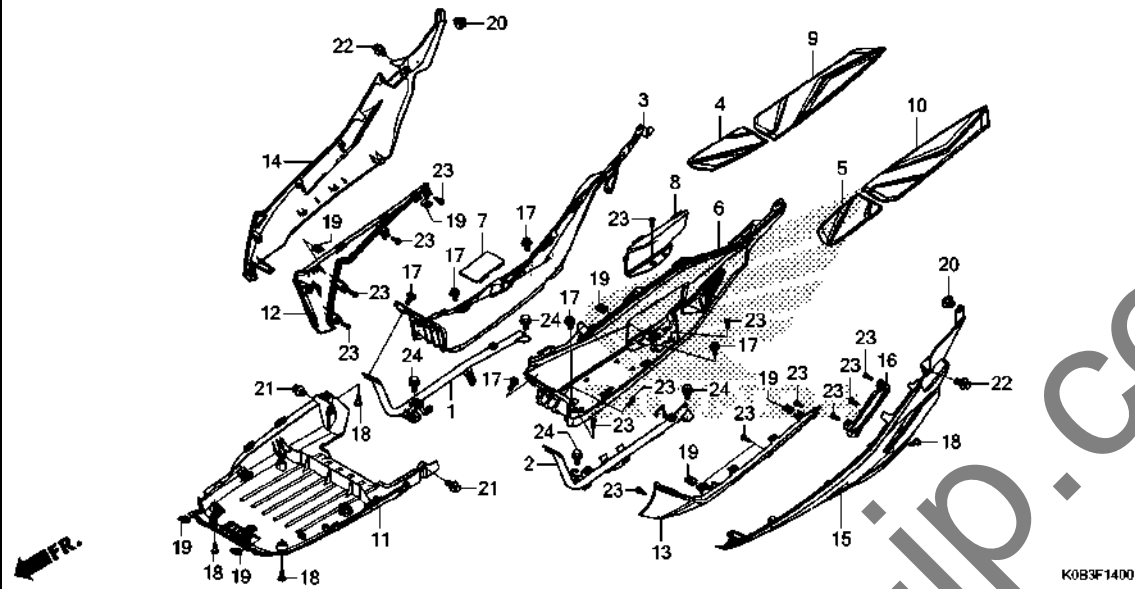
Ref. No.	L.O.N.	(Relative ref. Number) Description	F.R.T.
1	4101D2	STAY, FLOOR :RIGHT	0.8
2	4101D1	STAY, FLOOR :LEFT	1.0
	4101P3	STAY, FLOOR :BOTH	1.3
3	4131V3	STEP, FLOOR :RIGHT	0.8
4	4151A1	MAT, FLOOR :RIGHT	0.1
5	4151A0	MAT, FLOOR :LEFT	0.1
	4151B7	MAT, FLOOR :BOTH	0.1
6	4131V2	STEP, FLOOR :LEFT	0.8
	4131V4	STEP, FLOOR :BOTH	1.1
9	4151A5	MAT, FLOOR :RIGHT MIDDLE	0.1
10	4151A4	MAT, FLOOR :LEFT MIDDLE	0.1
	4151C7	MAT, FLOOR :BOTH MIDDLE	0.1
11	4131B4	COVER, UNDER	0.4
12	4131J6	COVER, FLOOR SIDE :RIGHT	0.2
13	4131J5	COVER, FLOOR SIDE :LEFT	0.2
	4131X0	COVER, FLOOR SIDE :BOTH	0.4
14	4131KU	COVER, FLOOR SIDE :RIGHT REAR	0.2
15	4131KT	COVER, FLOOR SIDE :LEFT REAR	0.2
	4131KV	COVER, FLOOR SIDE :BOTH REAR	0.4

3

Ref. No.	Part No.	Description	Reqd. QTY			Serial No.	Parts catalogue code
			J	K	L		
1	50610-KOB-T00	PIPE COMP., R. FLOOR	1	1	1		
2	50620-KOB-T00	PIPE COMP., L. FLOOR	1	1	1		2FO,F0
	50620-KOB-K00		1	1	1		KO,MA,U
3	64311-KOB-T00ZA	STEP, R. FLOOR	1	1	1		
	NH1BLACK	1	1	1		
4	64315-KOB-T00	MAT, R. FR. FLOOR	1	1	1		
5	64316-KOB-T00	MAT, L. FR. FLOOR	1	1	1		
6	64321-KOB-T00ZA	STEP, L. FLOOR	1	1	1		
	NH1BLACK	1	1	1		
7	64322-K04-930	LID, RESERVE TANK MAINTENANCE	1	1	1		
8	64323-KOB-T00ZA	LID, PLUG MAINTENANCE	1	1	1		
	NH1BLACK	1	1	1		
9	64325-KOB-T00	MAT, R. RR. FLOOR	1	1	1		
10	64326-KOB-T00	MAT, L. RR. FLOOR	1	1	1		
11	64350-KOB-T01	COVER, UNDER	1	1	1		
12	64431-KOB-T00ZG	COVER, R. FR. FLOOR SIDE	1	1	1		
	NHB61PPEARL HORIZON WHITE	1	1	1		
	64431-KOB-T00ZJ	*NHA95M*.....SWORD SILVER METALLIC	1	1	-		
	64431-KOB-T00ZL	*NHA35M*.....ASTEROID BLACK METALLIC	1	1	-		F0,MA
	64431-KOB-T00ZC	*NH436M*.....MAT GUNPOWDER BLACK METALLIC	1	1	-		KO
	64431-KOB-T00ZM	*R340C*.....CANDY ROSY RED	-	-	1		2FO,F0,KO
	64431-KOB-T00ZN	*PB399M*.....AEROSPACE BLUE METALLIC	-	-	1		2FO,F0,KO
	64431-KOB-T00ZC	*NH436M*.....MAT GUNPOWDER BLACK METALLIC	-	-	1		

F-14

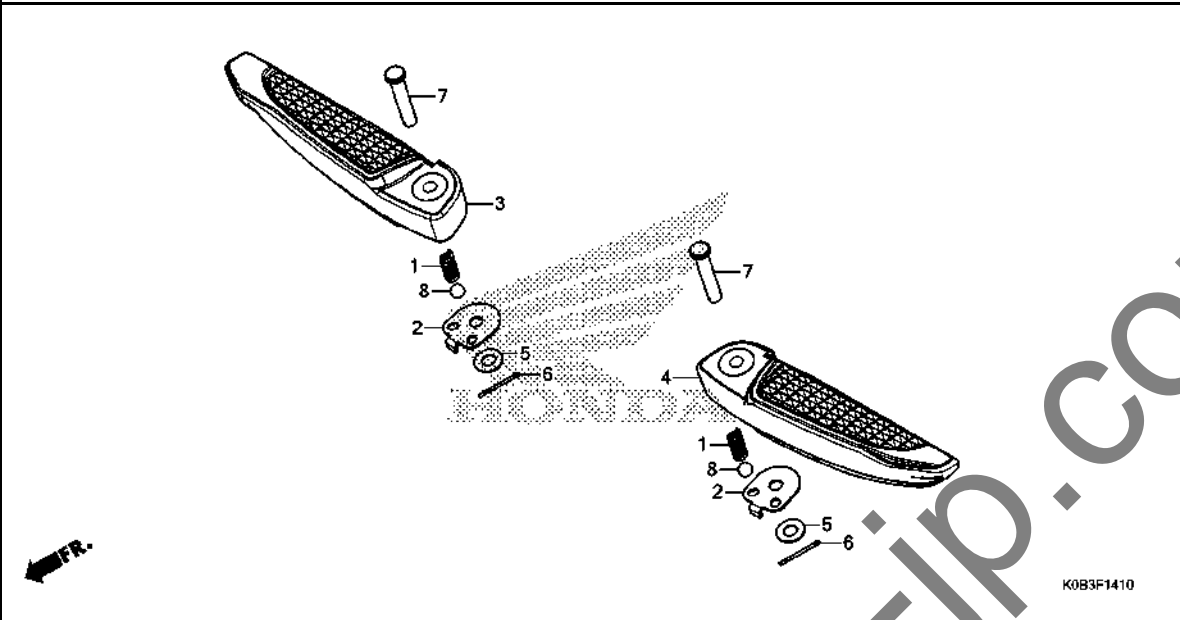
FLOOR STEP



Ref. No.	Part No.	Description	Reqd. QTY			Serial No.	Parts catalogue code
			J	K	L		
13	64432-KOB-T00ZG	COVER, L. FR. FLOOR SIDE *NHB61P*..PEARL HORIZON WHITE	1	1	1		
	64432-KOB-T00ZJ	*NHA95M*SWORD SILVER METALLIC	1	1	-		
	64432-KOB-T00ZL	*NHA35M* ASTEROID BLACK METALLIC	1	1	-	-----	FO,MA
	64432-KOB-T00ZC	*NH436M* MAT GUNPOWDER BLACK METALLIC	1	1	-	-----	KO
	64432-KOB-T00ZM	*R340C*.....CANDY ROSY RED	-	-	1	-----	2FO,F0,KO
	64432-KOB-T00ZN	*PB399M* AEROSPACE BLUE METALLIC	-	-	1	-----	2FO,F0,KO
	64432-KOB-T00ZC	*NH436M* MAT GUNPOWDER BLACK METALLIC	-	-	1		
14	64433-KOB-T00ZB	COVER, R. RR. FLOOR SIDE *NH303M* MAT AXIS GRAY METALLIC	1	1	1		
15	64434-KOB-T00ZB	COVER, L. RR. FLOOR SIDE *NH303M* MAT AXIS GRAY METALLIC	1	1	1		
16	64435-KOB-T00	COVER, L. FLOOR SIDE(INNER)	1	1	1		
17	90111-162-000	BOLT, FLANGE, 6MM	6	6	6		
18	90116-SP0-003	CLIP, BUMPER SEAL	4	4	4		
19	90302-KWW-A00	NUT, SPRING, 4MM	7	7	7		
20	90601-PV3-003	CLIP, AIR INTAKE DUCT PUSH	2	2	2		
21	93404-06012-07	BOLT-WASHER, 6X12	2	2	2		
22	93404-06014-08	BOLT-WASHER, 6X14	2	2	2		
23	93903-34420	SCREW, TAPPING, 4X16	18	18	18		
24	95701-06012-08	BOLT, FLANGE, 6X12	4	4	4		

F-14-10

PILLION STEP



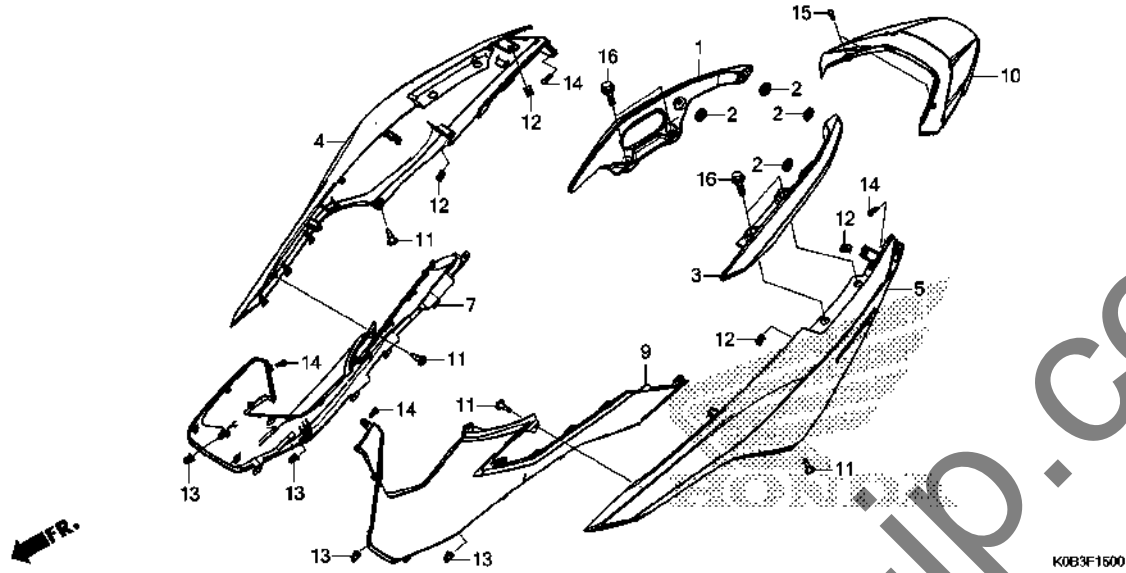
Ref. No.	L.O.N.	(Relative ref. Number) Description	F.R.T.
3	4101C8	BAR, PILLION STEP :RIGHT	0.8
4	4101C7	BAR, PILLION STEP :LEFT	0.8
	4101P4	BAR, PILLION STEP :BOTH	1.2

3

Ref. No.	Part No.	Description	Reqd. QTY			Serial No.	Parts catalogue code
			J	K	L		
1	28333-300-000	SPRING, KICK STARTER STOPPER	2	2	2		
2	50718-K40-F00	PLATE, PILLION STEP CLICK ...	2	2	2		
3	50720-K0B-T00	ARM, R. PILLION STEP	1	1	1		
4	50730-K0B-T00	ARM, L. PILLION STEP	1	1	1		
5	94101-06000	WASHER, PLAIN, 6MM	2	2	2		
6	94201-16150	PIN, SPLIT, 1.6X15	2	2	2		
7	95015-81000	PIN A, PILLION STEP	2	2	2		
8	96211-08000	BALL, STEEL, #8(1/4)	2	2	2		

F-15

BODY COVER/REAR GRIP



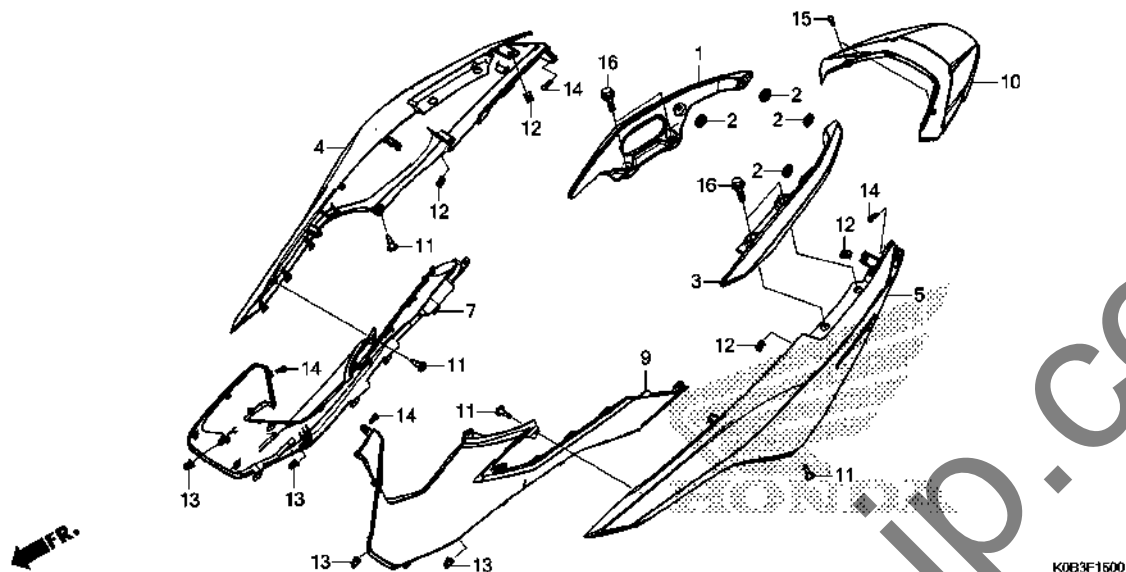
Ref. No.	L.O.N.	(Relative ref. Number) Description	F.R.T.
1	4131F4	RAIL, GRAB :RIGHT	0.1
3	4131F3	RAIL, GRAB :LEFT	0.1
	4131F5	RAIL, GRAB :BOTH	0.1
4	4131J0	COVER, BODY :RIGHT	0.6
5	4131H9	COVER, BODY :LEFT	0.6
	4131J1	COVER, BODY :BOTH	0.6
7	4131J4	COVER, BODY SIDE :RIGHT	0.6
9	4131J3	COVER, BODY SIDE :LEFT	0.6
	4131L6	COVER, BODY SIDE :BOTH	0.6
10	4131J8	COVER, REAR CENTER	0.1

Ref. No.	Part No.	Description	Reqd. QTY			Serial No.	Parts catalogue code
			NSS300A	J	K		
1	77330-KOB-T00ZA	GRIP, R. RR. *NH303M*					
		MAT AXIS GRAY METALLIC	1	1	1		
2	77331-K40-F00	CAP, RR. GRIP	4	4	4		
3	77340-KOB-T00ZA	GRIP, L. RR. *NH303M*					
		MAT AXIS GRAY METALLIC	1	1	1		
4	83200-KOB-T00ZB	COVER SET, R. BODY(WL) *NHB61P*..PEARL HORIZON WHITE	1	1	1	-----	FO,KO,MA,U
	83200-KOB-T00ZC	*NHA95M*SWORD SILVER METALLIC	1	1	-		
	83200-KOB-T00ZD	*NHA35M*					
	83200-KOB-T00ZA	ASTEROID BLACK METALLIC *NH436M*	1	1	-	-----	FO,MA
	83200-KOB-F20ZA	MAT GUNPOWDER BLACK METALLIC *NHB61P*..PEARL HORIZON WHITE	1	1	-	-----	KO
	83200-KOB-F20ZD	*R340C*.....CANDY ROSY RED	-	-	1	-----	2FO
	83200-KOB-F20ZE	*PB399M*	-	-	1	-----	2FO
	83200-KOB-F20ZF	AEROSPACE BLUE METALLIC *NH436M*	-	-	1	-----	2FO
	83200-KOB-T00ZE	MAT GUNPOWDER BLACK METALLIC *R340C*.....CANDY ROSY RED	-	-	1	-----	2FO
	83200-KOB-T00ZF	*PB399M*	-	-	1	-----	FO,KO
	83200-KOB-T00ZA	AEROSPACE BLUE METALLIC *NH436M*	-	-	1	-----	FO,KO
	83200-KOB-T00ZB	MAT GUNPOWDER BLACK METALLIC	-	-	1	-----	FO,KO,MA,U
5	83300-KOB-T00ZB	COVER SET, L. BODY(WL) *NHB61P*..PEARL HORIZON WHITE	1	1	1	-----	FO,KO,MA,U
	83300-KOB-T00ZC	*NHA95M*SWORD SILVER METALLIC	1	1	-		



F-15

BODY COVER/REAR GRIP



Ref. No.	Part No.	Description	Reqd. QTY			Serial No.	Parts catalogue code
			NSS300A	J	K		
(5)	83300-KOB-T00ZD	COVER SET, L. BODY(WL) *NHA35M*					
		ASTEROID BLACK METALLIC	1	1	-	-----	FO,MA
	83300-KOB-T00ZA	*NH436M*					
		MAT GUNPOWDER BLACK METALLIC	1	1	-	-----	KO
	83300-KOB-F20ZA	*NHB61P*..PEARL HORIZON WHITE	-	-	1	-----	2FO
	83300-KOB-F20ZD	*R340C*.....CANDY ROSY RED	-	-	1	-----	2FO
	83300-KOB-F20ZE	*PB399M*					
		AEROSPACE BLUE METALLIC	-	-	1	-----	2FO
	83300-KOB-F20ZF	*NH436M*					
		MAT GUNPOWDER BLACK METALLIC	-	-	1	-----	2FO
	83300-KOB-T00ZE	*R340C*.....CANDY ROSY RED	-	-	1	-----	FO,KO
	83300-KOB-T00ZF	*PB399M*					
		AEROSPACE BLUE METALLIC	-	-	1	-----	FO,KO
	83300-KOB-T00ZA	*NH436M*					
		MAT GUNPOWDER BLACK METALLIC	-	-	1	-----	FO,KO,MA,U
7	83520-KOB-T00ZA	COVER, R. FR. BODY *PB413P*.MAT PEARL AGILE BLUE	1	1	1		
	83520-KOB-T00ZC	*NH487M*					
		KNIGHT SILVER METALLIC	1	1	-		
	83520-KOB-T00ZH	*NHB99M*					
		PREMIUM SILVER METALLIC	1	1	-	-----	FO,MA
	83520-KOB-T00ZF	*NHC10M*					
		MAT AGILE GRAY METALLIC	1	1	-	-----	KO
	83520-KOB-T00ZH	*NHB99M*					
		PREMIUM SILVER METALLIC	-	-	1	-----	2FO,FO,KO
	83520-KOB-T00ZF	*NHC10M*					
		MAT AGILE GRAY METALLIC	-	-	1		

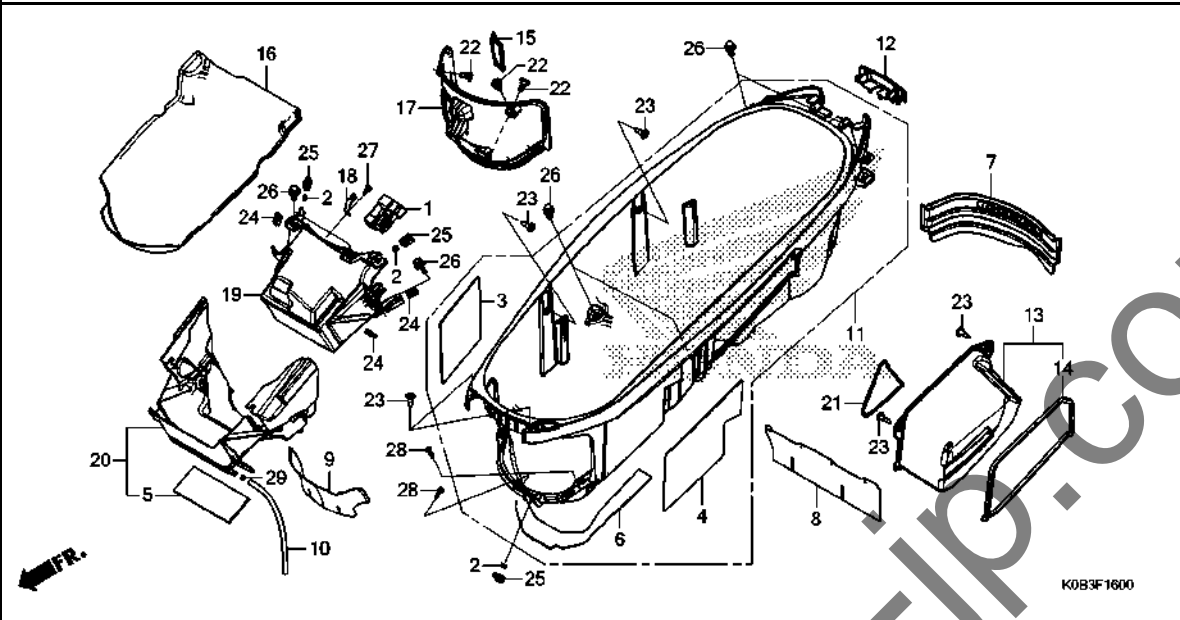
F-15

BODY COVER/REAR GRIP

Ref. No.	Part No.	Description	Reqd. QTY			Serial No.	Parts catalogue code
			J	K	L		
9	83620-KOB-T00ZA	COVER, L. FR. BODY *PB413P*.MAT PEARL AGILE BLUE	1	1	1		
	83620-KOB-T00ZC	*NH487M* KNIGHT SILVER METALLIC	1	1	-		
	83620-KOB-T00ZH	*NHB99M* PREMIUM SILVER METALLIC	1	1	-	FO,MA	
	83620-KOB-T00ZF	*NHC10M* MAT AGILE GRAY METALLIC	1	1	-	KO	
	83620-KOB-T00ZH	*NHB99M* PREMIUM SILVER METALLIC	-	-	1	2FO,F0,KO	
	83620-KOB-T00ZF	*NHC10M* MAT AGILE GRAY METALLIC	-	-	1		
10	83701-KOB-T00ZA	COVER, RR. CENTER UPPER *PB413P*.MAT PEARL AGILE BLUE	1	1	1		
	83701-KOB-T00ZD	*NH487M* KNIGHT SILVER METALLIC	1	1	-		
	83701-KOB-T00ZH	*NHB99M* PREMIUM SILVER METALLIC	1	1	-	FO,MA	
	83701-KOB-T00ZG	*NHC10M* MAT AGILE GRAY METALLIC	1	1	-	KO	
	83701-KOB-T00ZH	*NHB99M* PREMIUM SILVER METALLIC	-	-	1	2FO,F0,KO	
	83701-KOB-T00ZG	*NHC10M* MAT AGILE GRAY METALLIC	-	-	1		
11	90116-SPO-003	CLIP, BUMPER SEAL	4	4	4		
12	90302-KWW-A00	NUT, SPRING, 4MM	4	4	4		
13	90666-K59-A11	CLIP, SNAP FITTING(PO)	4	4	4		
14	93903-34420	SCREW, TAPPING, 4X16	4	4	4		
15	93903-34480	SCREW, TAPPING, 4X16	2	2	2		
16	95701-08025-07	BOLT, FLANGE, 8X25	4	4	4		

F-16

LUGGAGE BOX



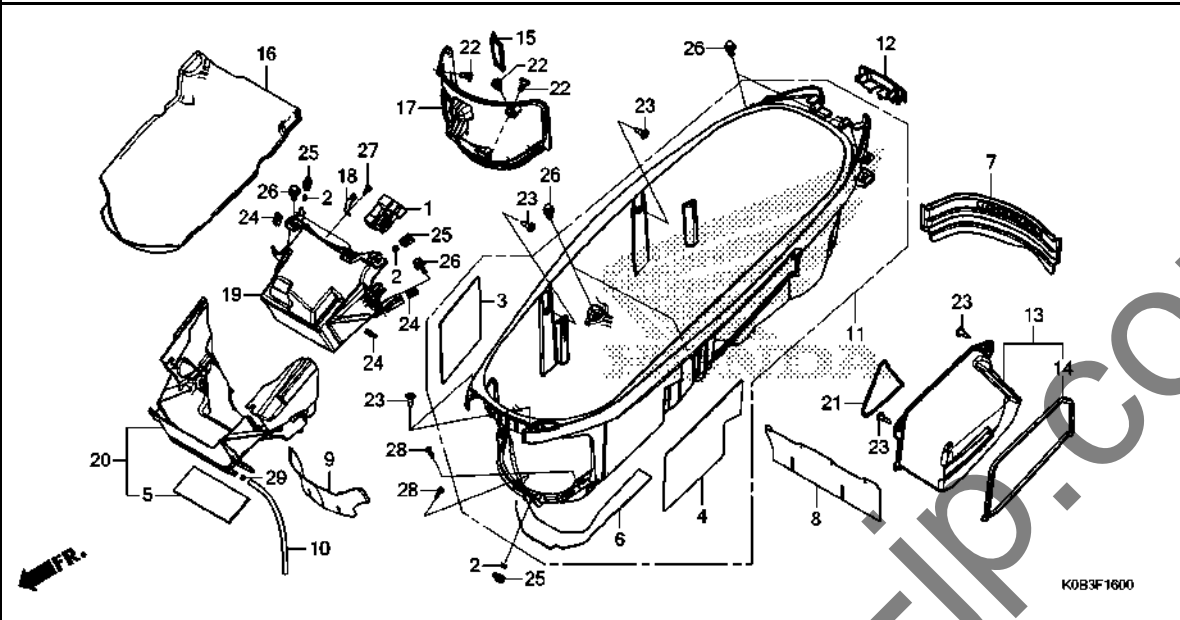
Ref. No.	L.O.N.	(Relative ref. Number) Description	F.R.T.
11	412102	BOX, LUGGAGE	0.3
13	4131EU	TRAY, TOOL	0.1
17	6101A1	COVER, BATTERY	0.1
19	410185	BOX, BATTERY	0.8
20	4101B0	HOLDER, BATTERY BOX	1.3

3

Ref. No.	Part No.	Description	Reqd. QTY			Serial No.	Parts catalogue code
			NSS300A	J	K		
1	32111-KOB-T00	SUSPENSION, CONNECTOR	1	1	1		
2	50531-K33-Y50	COLLAR, 6MM	3	3	3		
3	81251-KOB-T00	GUARD, LUGGAGE BOX HEAT(R.)	1	1	1		
4	81252-KOB-T00	GUARD, LUGGAGE BOX HEAT(L.)	1	1	1		
5	81253-KOB-T00	GUARD, BATTERY HEAT	1	1	1		
6	81254-KOB-T00	GUARD, LUGGAGE BOX HEAT (BOTTOM)	1	1	1		
7	81256-KOB-T00	PLATE, SEPARATOR	1	1	1		
8	81257-KOB-T00	GUARD A, SPLASH	1	1	1		
9	81258-KOB-T00	GUARD, HEAT	1	1	1		
10	81259-KOB-T00	TUBE, BATTERY DRAIN	1	1	1		
11	81260-KOB-T00	BOX COMP., LUGGAGE	1	1	1		
12	81261-KOB-T00	LID, FRAME NUMBER	1	1	1		
13	81262-KOB-T00	BOX ASSY., LUGGAGE SIDE	1	1	1		
14	81263-KOB-T00	SEAL, LUGGAGE BOX(SIDE)	1	1	1		
15	81264-KOB-T00	LID, BATTERY CABLE	1	1	1		
16	81272-KOB-T00	MAT, LUGGAGE BOX	1	1	1		
17	81300-KOB-T00	LID COMP., BATTERY BOX	1	1	1		
18	81310-KOB-T00	STAY, FUSE BOX	1	1	1		
19	81320-KOB-T00	BOX, BATTERY	1	1	1		
20	81325-KOB-T00	COVER COMP., BATTERY BOX	1	1	1		
21	89012-KZL-930	BAND, TOOL	1	1	1		
22	90112-K04-930	SCREW, BATTERY LID	3	3	3		
23	90116-SPO-003	CLIP, BUMPER SEAL	8	8	8		
24	90302-KWW-A00	NUT, SPRING, 4MM	3	3	3		

F-16

LUGGAGE BOX



K083F1600

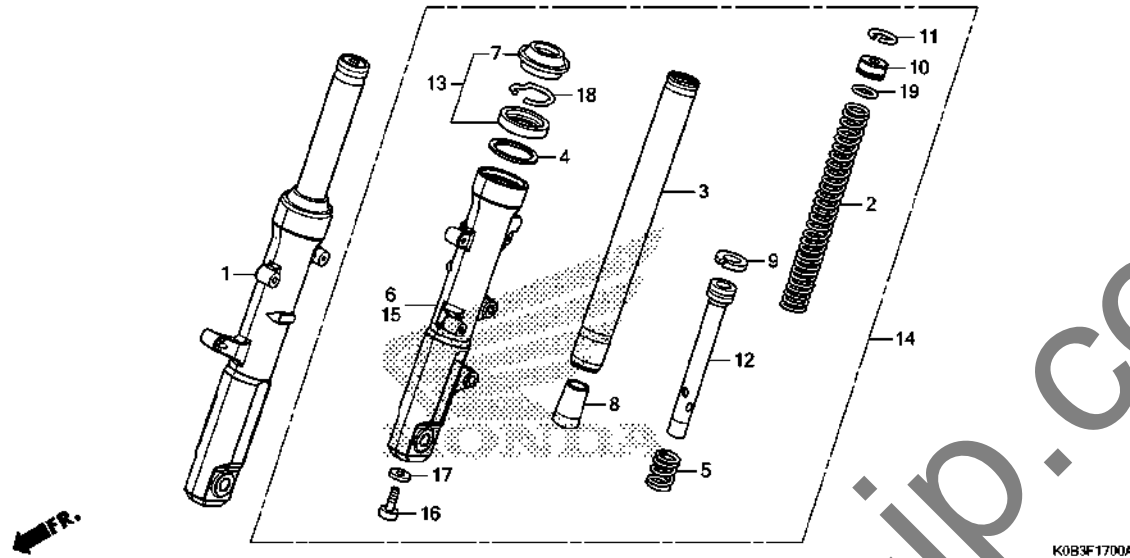
Ref. No.	Part No.	Description	Reqd. QTY			Serial No.	Parts catalogue code
			NSS300A	J	K		

25	90305-GEE-710	NUT, CLIP, 6MM	3	3	3		
26	93404-06014-08	BOLT-WASHER, 6X14	8	8	8		
27	93903-34320	SCREW, TAPPING, 4X12	1	1	1		
28	93903-34420	SCREW, TAPPING, 4X16	3	3	3		
29	95002-02080	CLIP, TUBE(B8)	1	1	1		

3

F-17

FRONT FORK



K083F1700A

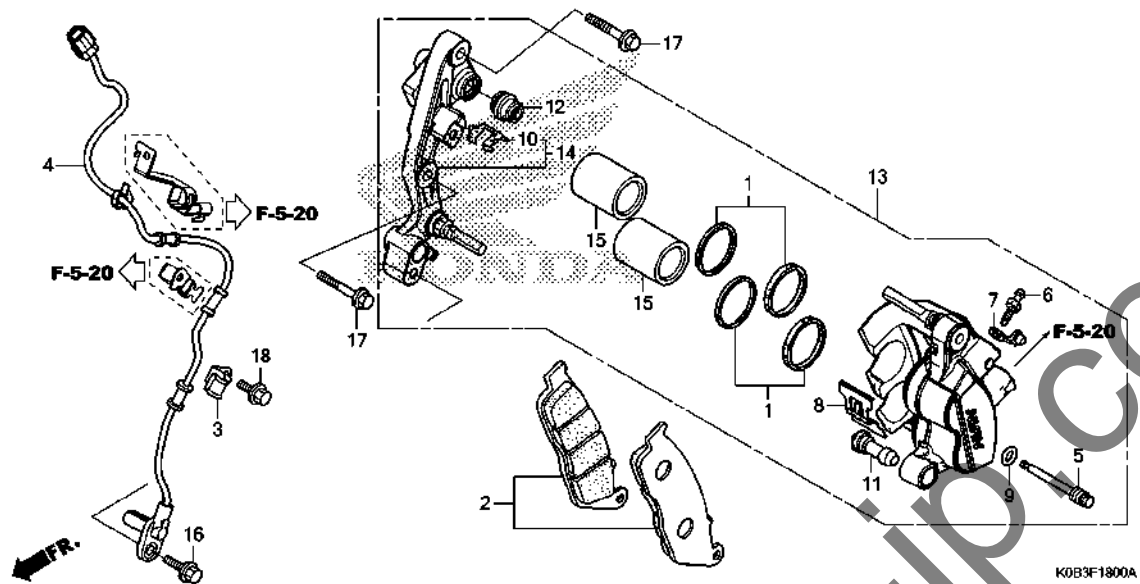
Ref. No.	L.O.N.	(Relative ref. Number) Description	F.R.T.
1	5111C3	FORK ASSY., FRONT :RIGHT	0.4
2	5111C5	SPRING, FRONT FORK :LEFT	0.6
	5111C6	SPRING, FRONT FORK :RIGHT	0.6
	5111C7	SPRING, FRONT FORK :BOTH	0.9
3		(5,8,9,12)	
	5111G2	PIPE, FRONT FORK :LEFT	0.8
	5111G3	PIPE, FRONT FORK :RIGHT	0.8
	5111G4	PIPE, FRONT FORK :BOTH	1.3
6	5111D2	CASE, BOTTOM :RIGHT	0.9
13	5111E7	SEAL SET, FRONT FORK :LEFT	0.9
	5111E8	SEAL SET, FRONT FORK :RIGHT	0.9
	5111E9	SEAL SET, FRONT FORK :BOTH	1.5
14	5111C2	FORK ASSY., FRONT :LEFT	0.4
	5111C4	FORK ASSY., FRONT :BOTH	0.5
15	5111D1	CASE, BOTTOM :LEFT	0.9
	5111D3	CASE, BOTTOM :BOTH	1.5

3

Ref. No.	Part No.	Description	Reqd. QTY			Serial No.	Parts catalogue code
			J	K	L		
1	51400-KOB-T02	FORK ASSY., R. FR. (SHOWA) ...	1	1	1		
2	51401-KOB-T01	SPRING, FR. FORK	2	2	2		
3	51410-K01-901	PIPE COMP., FR. FORK	2	2	2		
4	51412-GC4-731	RING, BACK UP	2	2	2		
5	51412-KFG-003	SPRING, REBOUND	2	2	2		
6	51420-KOB-T01	CASE COMP., R. FR. BOTTOM	1	1	1		
7	51425-KL8-901	SEAL, DUST	2	2	2		
8	51432-KTF-641	PIECE, OIL LOCK	2	2	2		
9	51437-KFG-003	RING, PISTON	2	2	2		
10	51454-K01-901	SEAT, SPRING UPPER	2	2	2		
11	51456-KFG-003	RING, STOPPER, 29.8X1.2	2	2	2		
12	51470-KTF-B21	PIPE, SEAT	2	2	2		
13	51490-KL8-900	SEAL SET, FR. FORK	2	2	2		
14	51500-KOB-T02	FORK ASSY., L. FR. (SHOWA) ...	1	1	1		
15	51520-KOB-T01	CASE COMP., L. FR. BOTTOM	1	1	1		
16	90116-383-721	BOLT, SOCKET, 8X27(SHOWA) ...	2	2	2		
17	90544-283-000	WASHER, SPECIAL, 8MM(SHOWA) ..	2	2	2		
18	90601-369-000	RING, OIL SEAL STOP	2	2	2		
19	91356-KFG-003	O-RING, 23.3X2.4	2	2	2		

F-18

FRONT BRAKE CALIPER



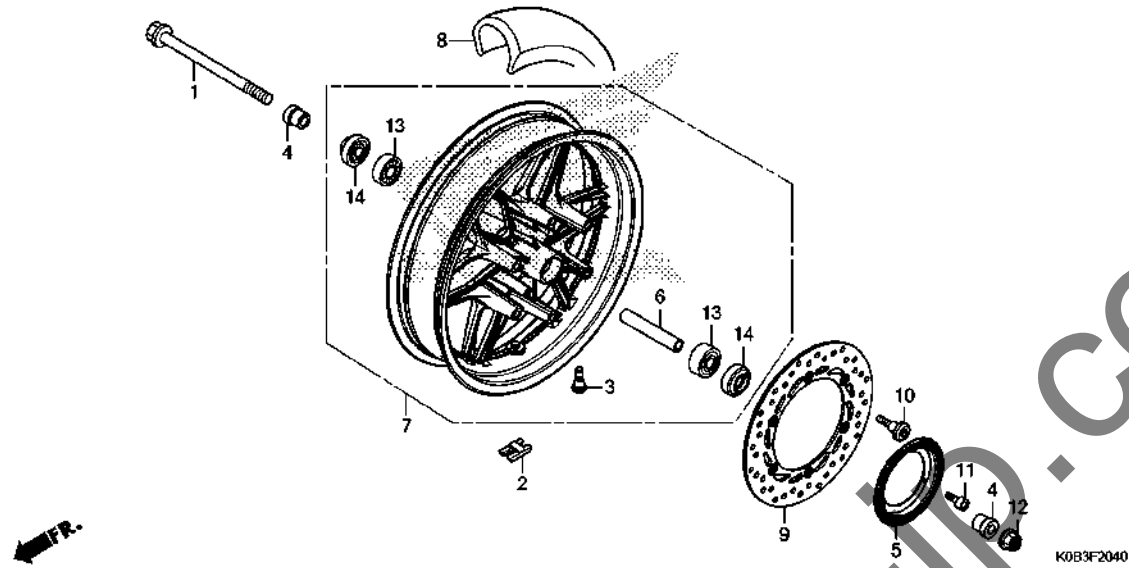
Ref. No.	L.O.N.	(Relative ref. Number) Description	F.R.T.
2	711115	SHOE(PAD) SET, BRAKE :FRONT ..	0.1
4	617196	SENSOR, WHEEL SPEED :FRONT ...	0.2
13	711130	CALIPER, FRONT BRAKE	0.4
14	7111G0	BRACKET, FRONT CALIPER	0.2
15	7111D1	PISTON, FRONT BRAKE CALIPER ..	0.5
.INCLUDES: Bleed brakes			
.NOTE: Same time for two units			

Ref. No.	Part No.	Description	Reqd. QTY			Serial No.	Parts catalogue code
			J	K	L		
1	06431-MA3-405	SEAL SET, PISTON	2	2	2		
2	06455-K31-901	PAD SET	1	1	1		
3	38515-KSV-J40	GUIDE, SENSOR CORD	1	1	1		
4	38520-KOB-T01	SENSOR, FR. WHEEL SPEED	1	1	1		
5	43215-KZ4-J41	PIN, HANGER	1	1	1		
6	43352-568-003	SCREW, BLEEDER(NISSIN)	1	1	1		
7	43353-461-771	CAP, BLEEDER	1	1	1		
8	45108-ML7-922	SPRING, PAD(NISSIN)	1	1	1		
9	45111-MAJ-G41	RING, STOPPER	1	1	1		
10	45112-ML7-921	RETAINER	1	1	1		
11	45132-166-016	BOOT, PIN BUSH(NISSIN)	1	1	1		
12	45133-MA3-006	BOOT B	1	1	1		
13	45150-KOB-T01	CALIPER SUB ASSY., L. FR. (NISSIN)	1	1	1		
14	45190-K40-F31	BRACKET SUB ASSY., L. FR.	1	1	1		
15	45218-MAJ-G41	PISTON B, 27X35	2	2	2		
16	90117-KZZ-J80	BOLT, FLANGE, 6X14	1	1	1		
17	90131-KBV-003	BOLT, FLANGE, 8X32(SAGA)	2	2	2		
18	96001-06014-07	BOLT, FLANGE, 6X14	1	1	1		



F-20-40

FRONT WHEEL



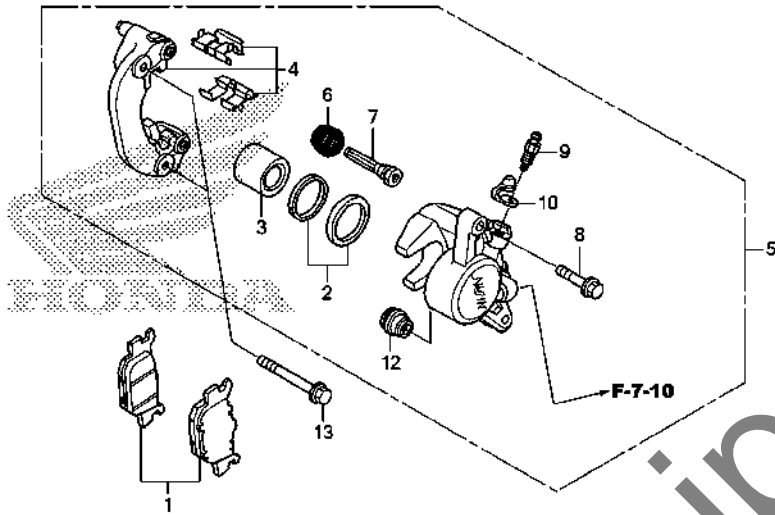
Ref. No.	L.O.N.	(Relative ref. Number) Description	F.R.T.
1		(14)	
1	710151	AXLE, FRONT WHEEL	0.2
2	7101A6	WEIGHT, BALANCE :FRONT	0.5
5	7101B0	RING, PULSER :FRONT	0.3
7	7101D4	FRONT WHEEL	0.9
8	710139	FRONT TIRE(ONE)	0.8
9	711120	DISC, FRONT BRAKE	0.3
13	710115	BEARING, FRONT WHEEL(ONE)	0.4
	710115G	.Replace 1 bearing add	0.1

3

Ref. No.	Part No.	Description	Reqd. QTY			Serial No.	Parts catalogue code
			J	K	L		
1	42301-KGH-900	AXLE, RR. WHEEL					
		(FOR FR.)	1	1	1		
2	42704-MER-D00	WEIGHT, BALANCE(10G)	N	N	N		
	42705-MER-D00	WEIGHT, BALANCE(20G)	N	N	N		
	42706-MER-D00	WEIGHT, BALANCE(30G)	N	N	N		
3	42753-GM9-743	VALVE, RIM(IRC)	1	1	1		
4	44311-K40-F00	COLLAR, FR. WHEEL SIDE	2	2	2		
5	44515-K40-F10	RING, FR. PULSER	1	1	1		
6	44620-K40-F00	COLLAR, FR. AXLE DISTANCE	1	1	1		
7	44650-K0B-T00	WHEEL SUB ASSY., FR.	1	1	1		
8	44711-K0B-T03	TIRE, FR.(PIRELLI)					
		(120/70-15 M/C 56S)	1	1	1	-----	2F0,F0,MA,U
	44711-K0B-T04	TIRE, FR.(IRC)					
		(120/70-15 M/C 56P)	1	-	-	-----	K0
	44711-K0B-T05	-	1	1	-----	K0
9	45351-K0B-T01	DISK, FR. BRAKE(SUNSTAR)	1	1	1		
10	90105-KGH-900	BOLT, BRAKE DISK, 8X24	6	6	6		
11	90131-KPB-751	BOLT, TORX, 5X10	3	3	3		
12	90306-KWN-701	NUT, U, 12MM	1	1	1		
13	91053-KWB-601	BEARING, RADIAL BALL, 6301U					
		(NTN)	2	2	2		
14	91251-K35-V01	DUST SEAL, 21X37X7(ARAI)	2	2	2		

F-21

REAR BRAKE CALIPER

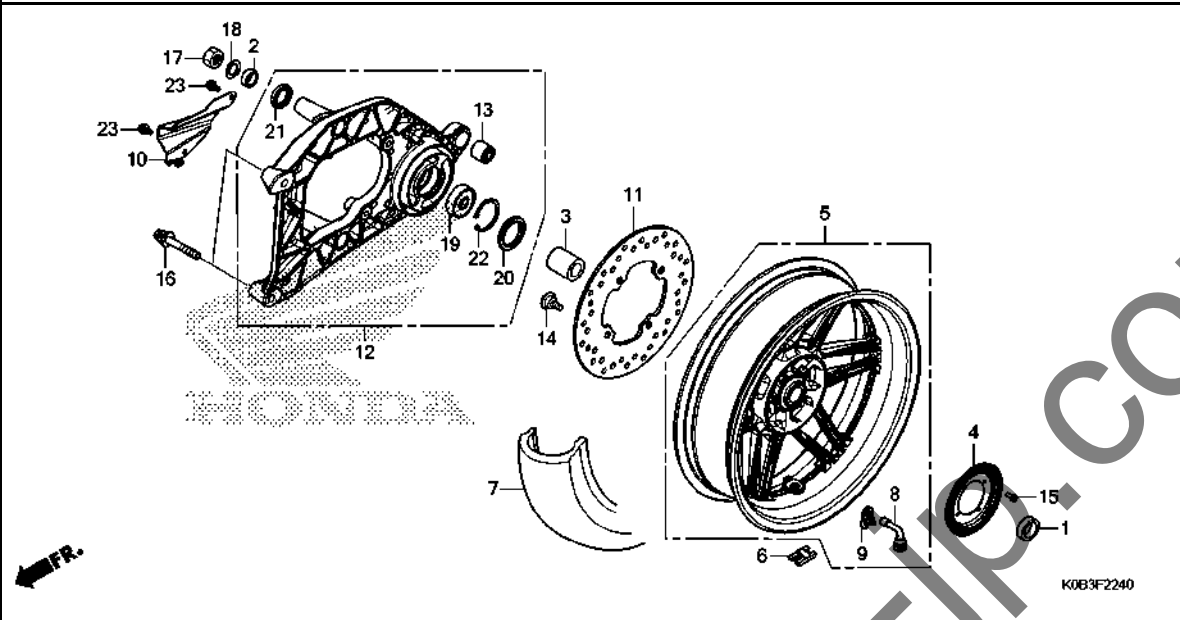


Ref. No.	L.O.N.	(Relative ref. Number) Description	F.R.T.
1	711140	SHOE(PAD) SET, BRAKE :REAR ... (2)	0.4
3	7111D5	PISTON, REAR BRAKE CALIPERINCLUDES: Bleed brakes	0.7
4	7111C1	BRACKET, REAR CALIPER	0.4
5	711155	CALIPER, REAR BRAKE	0.6
		.INCLUDES: Bleed brakes	

Ref. No.	Part No.	Description	Reqd. QTY			Serial No.	Parts catalogue code
			J	K	L		
1	06435-K0B-T01	PAD SET, RR. BRAKE	1	1	1		
2	06451-MA7-405	SEAL SET, PISTON	1	1	1		
3	43107-K40-F11	PISTON	1	1	1		
4	43110-KSV-J01	BRACKET COMP., RR.	1	1	1		
5	43150-K40-F11	CALIPER SUB ASSY., RR.(NISSIN)	1	1	1		
6	43234-S04-003	COVER, DUST	1	1	1		
7	43235-HP1-006	PIN B	1	1	1		
8	43240-KSV-J01	BOLT, FLANGE, 8X26	1	1	1		
9	43352-568-003	SCREW, BLEEDER(NISSIN)	1	1	1		
10	43353-461-771	CAP, BLEEDER	1	1	1		
12	45133-MA3-006	BOOT B	1	1	1		
13	90132-MY2-000	BOLT, FLANGE, 8X50	2	2	2		

F-22-40

REAR WHEEL/SWINGARM



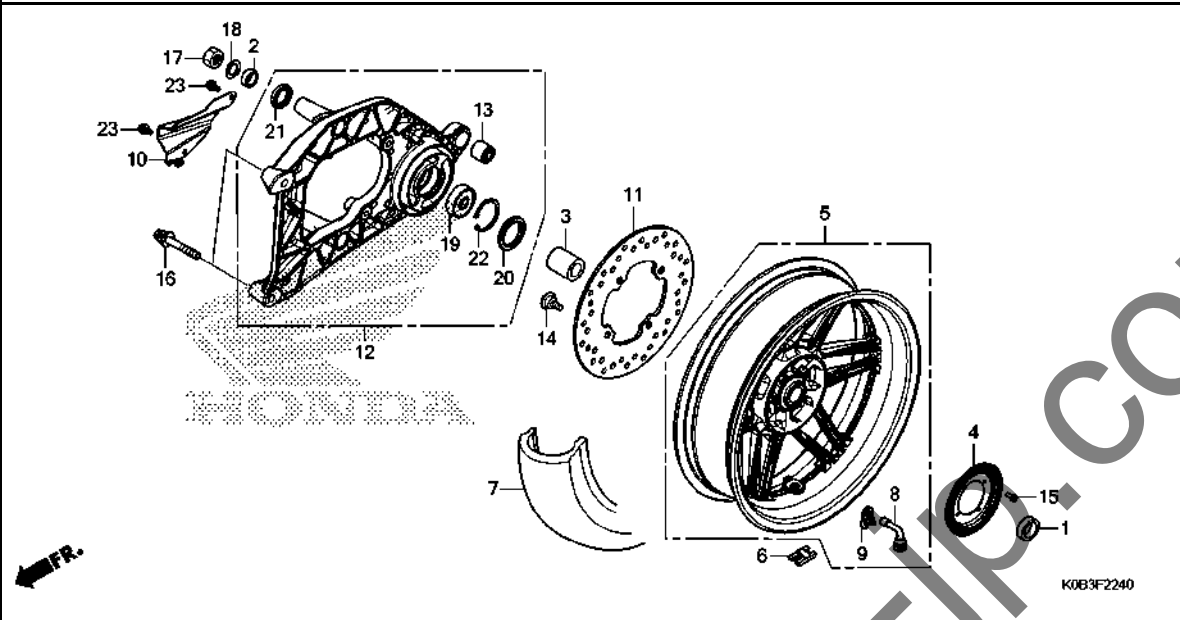
Ref. No.	L.O.N.	(Relative ref. Number) Description	F.R.T.
4	7101B1	RING, PULSER :REAR	0.4
5	710118	REAR WHEEL	1.0
		.INCLUDES: Balance	
6	7101E1	WEIGHT, BALANCE :REAR	0.6
7	710142	REAR TIRE(ONE)	0.9
		.INCLUDES: Balance	
10	7111S3	PROTECTOR, BRAKE HOSE	0.2
11	711145	DISC, REAR BRAKE	0.4
12		(20,21)	
	5121B0	SWINGARM ASSEMBLY	0.4
19	710133	BEARING, REAR WHEEL(ONE)	0.5

Ref. No.	Part No.	Description	Reqd. QTY			Serial No.	Parts catalogue code
			J	K	L		
1	42311-KSV-J00	COLLAR, RR. WHEEL SIDE	1	1	1		
2	42312-K04-930	COLLAR B, RR. AXLE	1	1	1		
3	42313-K04-932	COLLAR, RR. AXLE	1	1	1		
4	42515-MER-D01	RING, RR. PULSER	1	1	1		
5	42650-K0B-T00	WHEEL SUB ASSY., RR.	1	1	1		
6	42704-MER-D00	WEIGHT, BALANCE(10G)	N	N	N		
	42705-MER-D00	WEIGHT, BALANCE(20G)	N	N	N		
	42706-MER-D00	WEIGHT, BALANCE(30G)	N	N	N		
7	42711-K0B-T03	TIRE, RR.(PIRELLI)					
		(140/70-14 M/C 68S)	1	1	1	-----	2F0,F0,MA,U
	42711-K0B-T04	TIRE, RR.(IRC)					
		(140/70-14 M/C 62P)	1	-	-	-----	KO
	42711-K0B-T05		-	1	1	-----	KO
8	42753-KJ9-005	VALVE, RIM(IRC)	1	1	1		
9	42754-MN5-000	HOLDER, RIM VALVE	1	1	1		
10	43156-K0B-T00	PROTECTOR COMP., RR. BRAKE HOSE	1	1	1		
11	43251-K0B-T01	DISK, RR. BRAKE(SUNSTAR)	1	1	1		
12	52100-K0B-T00	SWINGARM ASSY., RR.	1	1	1		
13	52108-KTW-B00	BUSH, DAMPER	1	1	1		
14	90105-KGH-900	BOLT, BRAKE DISK, 8X24	4	4	4		
15	90131-KPB-751	BOLT, TORX, 5X10	4	4	4		
16	90132-KSV-J00	BOLT-WASHER, 10X60	2	2	2		
17	90305-KWN-701	NUT, U, 16MM	1	1	1		
18	90505-K04-930	WASHER, 16MM	1	1	1		
19	91051-KS4-003	BEARING, RADIAL BALL, 6303	1	1	1		

3

F-22-40

REAR WHEEL/SWINGARM

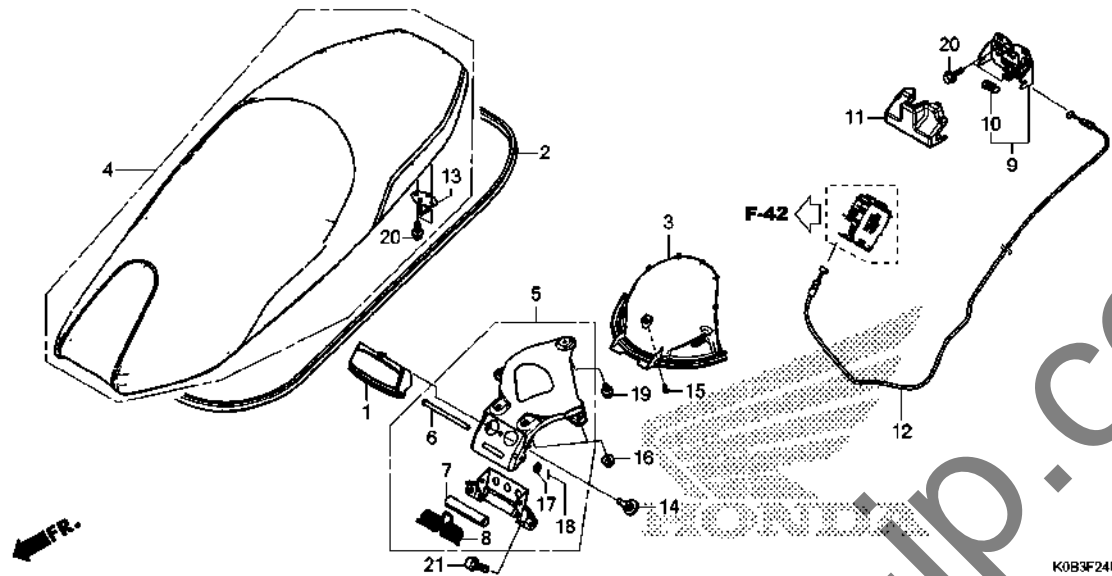


Ref. No.	Part No.	Description	Reqd. QTY			Serial No.	Parts catalogue code
			J	K	L		

20	91252-147-003	OIL SEAL, 34X47X5	1	1	1		
21	91258-HB3-003	DUST SEAL, 37X25X6	1	1	1		
22	94520-47000	CIRCLIP, INTERNAL, 47MM	1	1	1		
23	96001-06012-07	BOLT, FLANGE, 6X12	2	2	2		

F-24

SEAT



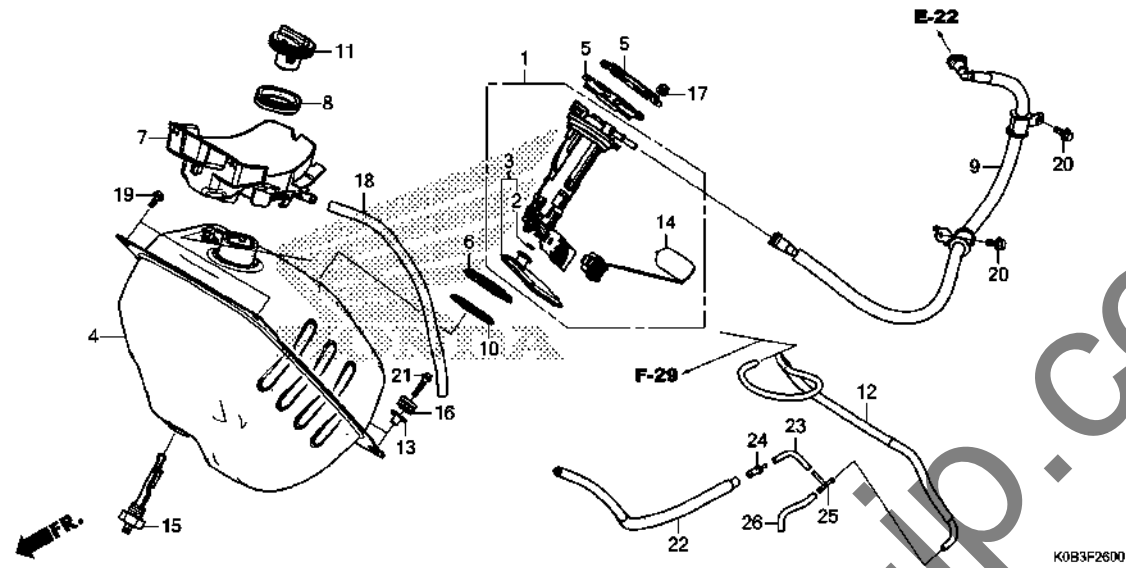
Ref. No.	L.O.N.	(Relative ref. Number) Description	F.R.T.
1	4131N6	COVER, SEAT HINGE :FRONT	0.6
3	4131N7	COVER, SEAT HINGE :REAR	0.7
4	4131E4	SEAT :DOUBLE	0.7
5	4131P0	HINGE, SEAT	0.7
8	4131JD	SPRING, SEAT STOPPER	0.8
9	4131E8	CATCH, SEAT :REAR SIDE	0.4
12	811175	CABLE, SEAT LOCK	2.4

3

Ref. No.	Part No.	Description	Reqd. QTY			Serial No.	Parts catalogue code
			J	K	L		
1	77110-K0B-T00ZA	COVER, SEAT HINGE *NH1*.....BLACK	1	1	1		
2	77115-K40-F00	RUBBER, SEAL	1	1	1		
3	77160-K0B-T00	COVER, SEAT HINGE UNDER	1	1	1		
4	77200-K0B-T00ZB	SEAT COMP., DOUBLE *TYPE1*.....	1	1	1		
	77200-K0B-T00ZA	*TYPE2*.....	1	1	-		
5	77210-K0B-T00	HINGE ASSY., SEAT	1	1	1		----- 2F0,F0,K0
6	77215-K40-F00	PIN, SEAT HINGE	1	1	1		
7	77216-K40-F00	COLLAR, SEAT HINGE	1	1	1		
8	77217-K0B-T00	SPRING, SEAT HINGE	1	1	1		
9	77230-K35-V00	CATCH COMP., SEAT	1	1	1		
10	77234-K35-V00	SPRING, SEAT LOCK	1	1	1		
11	77237-K35-V00	COVER, SEAT CATCH	1	1	1		
12	77240-K0B-T01	CABLE COMP., SEAT LOCK	1	1	1		
13	77247-K0B-T00	PLATE, SEAT LOCK	1	1	1		
14	90116-K0A-E11	RIVET, PUSH, 6MM	1	1	1		
15	93903-24380	SCREW, TAPPING, 4X12	1	1	1		
16	94050-06000	NUT, FLANGE, 6MM	4	4	4		
17	94101-08000	WASHER, PLAIN, 8MM	1	1	1		
18	94201-16120	PIN, SPLIT, 1.6X12	1	1	1		
19	95701-06008-00	BOLT, FLANGE, 6X8	1	1	1		
20	95701-06012-08	BOLT, FLANGE, 6X12	4	4	4		
21	95701-08016-08	BOLT, FLANGE, 8X16	2	2	2		

F-26

FUEL TANK



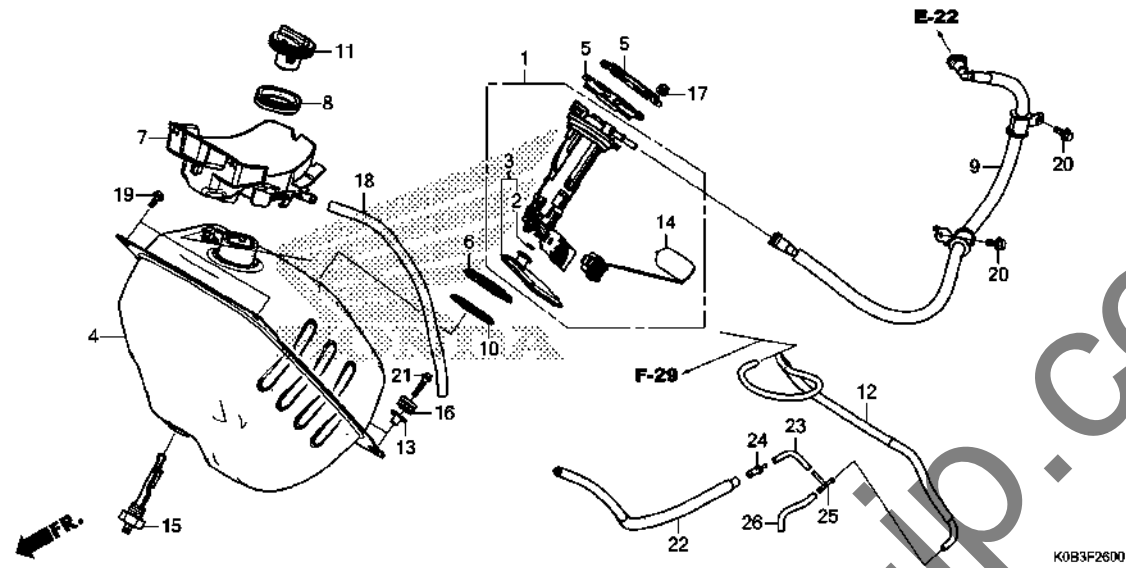
Ref. No.	L.O.N.	(Relative ref. Number) Description	F.R.T.
1		(6,10)	
1	3101A0	PUMP, FUEL	2.0
3		(2)	
3	3101C7	FILTER, FUEL	2.0
4	310100	TANK, FUEL	3.2
7	3101A7	TRAY, FUEL TANK	2.3
9	310162	HOSE, FUEL FEED	1.9
14	617105	FUEL TANK SENDING UNIT	2.1
15	6171B0	SENSOR, FUEL RESERVE	0.5

Ref. No.	Part No.	Description	Reqd. QTY			Serial No.	Parts catalogue code
			J	K	L		
1	16700-KOB-T01	PUMP ASSY., FUEL	1	1	1		
2	16706-GGL-J01	O-RING, 6.8X1.9	1	1	1		
3	16707-KOB-T01	FILTER SET	1	1	1		
4	17510-KOB-T00	TANK COMP., FUEL	1	1	1		
5	17517-K04-930	RETAINER, FUEL PUMP	2	2	2		
6	17518-GHB-601	SEAL, DUST(OHTUKA POLY-TECH)	1	1	1		
7	17525-KOB-T00	TRAY, FUEL	1	1	1		
8	17527-K35-V00	RUBBER, FUEL SEAL	1	1	1		
9	17528-KOB-T01	HOSE COMP., FUEL FEED	1	1	1		
10	17572-GHB-601	O-RING, FUEL PUMP (ARAI)	1	1	1		
11	17620-KWN-981	CAP COMP., FUEL FILLER	1	1	1		
12	17412-KOB-K00	TUBE, BREATHER	1	1	1	----- KO,MA,U	
13	18356-K53-D00	COLLAR, SILENCER	2	2	2		
14	37800-KOB-T01	FUEL UNIT	1	1	1		
15	37810-KOB-T01	SENSOR, FUEL RESERVE	1	1	1		
16	38119-MM8-000	GROMMET, HORN STAY	2	2	2		
17	94050-06000	NUT, FLANGE, 6MM	4	4	4		
18	95003-23038-31	TUBE, VINYL, 8X12X380					
		(95003-23001-60M)	1	1	1		
19	95701-06012-08	BOLT, FLANGE, 6X12	2	2	2		
20	95701-06016-08	BOLT, FLANGE, 6X16	2	2	2		
21	95701-06025-08	BOLT, FLANGE, 6X25	2	2	2		
22	17413-KOB-K00	TUBE A, AIR	1	1	1	----- KO,MA,U	
23	17415-KOB-K00	TUBE B, AIR	1	1	1	----- KO,MA,U	
24	19126-KM1-010	JOINT, TUBE	1	1	1	----- KO,MA,U	



F-26

FUEL TANK



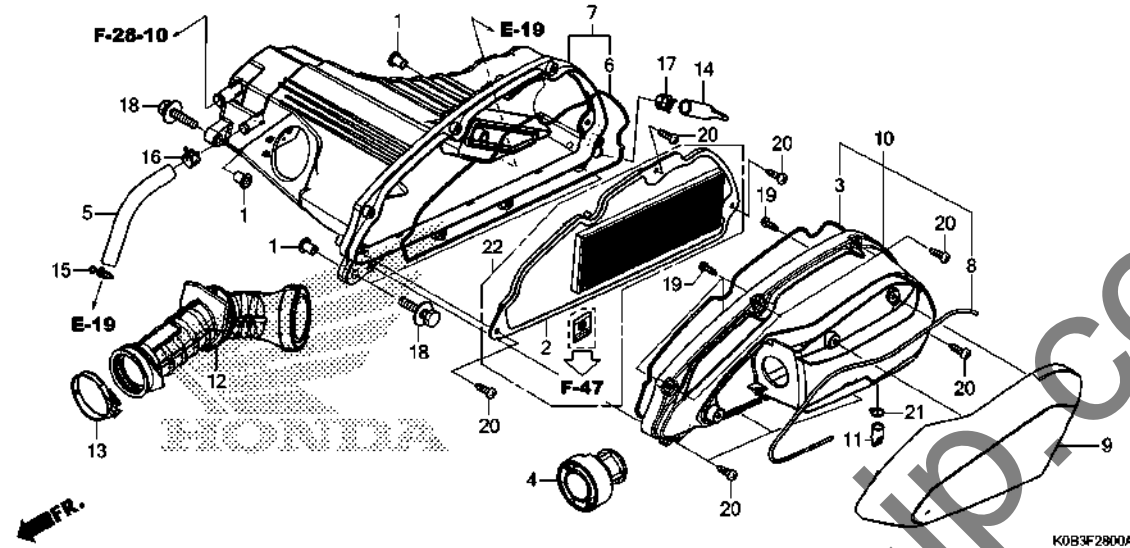
K0B3F2600

Ref. No.	Part No.	Description	Reqd. QTY			Serial No.	Parts catalogue code
			NSS300A	J	K		
25	36191-KV3-700	JOINT, AIR FILTER	1	1	1	-----	K0,MA,U
26	95001-45090-40	TUBE, FUEL, 4.5X90 (95001-45001-60M)	1	1	1	-----	K0,MA,U

3

F-28

AIR CLEANER

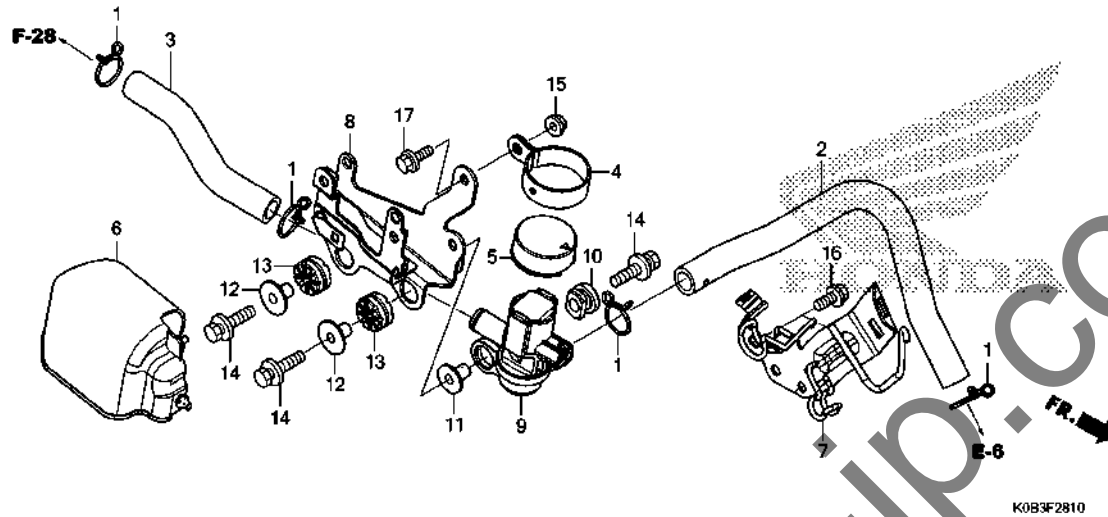


Ref. No.	L.O.N.	(Relative ref. Number) Description	F.R.T.
7	3121A5	CASE, AIR CLEANER	0.7
9	3121L7	COVER, AIR CLEANER	0.2
10	3121O2	COVER, AIR CLEANER CASE	0.3
12	3121B6	TUBE, AIR CLEANER CONNECTING ..	0.7
22	3121O5	ELEMENT, AIR CLEANER	0.2

Ref. No.	Part No.	Description	Reqd. QTY			Serial No.	Parts catalogue code
			J	K	L		
1	17208-GR1-010	COLLAR, AIR CLEANER SETTING ..	3	3	3		
2	17210-KOB-T00	ELEMENT COMP., AIR CLEANER ..	1	1	1	----- 2F0,F0,K0,U	
3	17213-KTW-900	SEAL, AIR CLEANER	1	1	1		
4	17215-KOB-T00	DUCT, AIR CLEANER	1	1	1		
5	17218-KOB-T00	TUBE, BREATHER	1	1	1		
6	17218-KFG-000	SEAL, AIR CLEANER	1	1	1		
7	17225-KOB-T00	CASE SUB ASSY., AIR CLEANER ..	1	1	1		
8	17233-KOB-T00	SEAL, AIR CLEANER DUCT	1	1	1		
9	17234-KOB-T00	COVER, AIR CLEANER DUCT	1	1	1		
10	17235-KOB-T00	COVER SUB ASSY., AIR CLEANER ..	1	1	1		
11	17236-KVB-900	PLUG, AIR CLEANER DRAIN	1	1	1		
12	17253-KOB-T00	TUBE, AIR CLEANER CONNECTING ..	1	1	1		
13	17256-K53-D00	BAND, AIR CLEANER CONNECTING ..	1	1	1		
14	17261-KSV-J00	TUBE, DRAIN	1	1	1		
15	90661-GHB-630	CLAMP B, TUBE, 14.5MM	1	1	1		
16	90682-SAO-671	CLAMP, CANISTER HOSE	1	1	1		
17	91406-MS8-000	CLAMP, TUBE(D14.5)	1	1	1		
18	93404-06030-07	BOLT-WASHER, 6X30	3	3	3		
19	93903-24480	SCREW, TAPPING, 4X16	4	4	4		
20	93903-25480	SCREW, TAPPING, 5X20	10	10	10		
21	95002-80000	CLIP, TUBE(C12)	1	1	1		
22	17220-KOB-M00	ELEMENT SET, AIR CLEANER(WL) ..	1	-	1	----- MA	

F-28-10

AIR INJECTION SOLENOID VALVE



Ref. No.	L.O.N. (Relative ref. Number)	Description	F.R.T.
9	314130	VALVE, SECONDARY AIR CONTROL	0.5

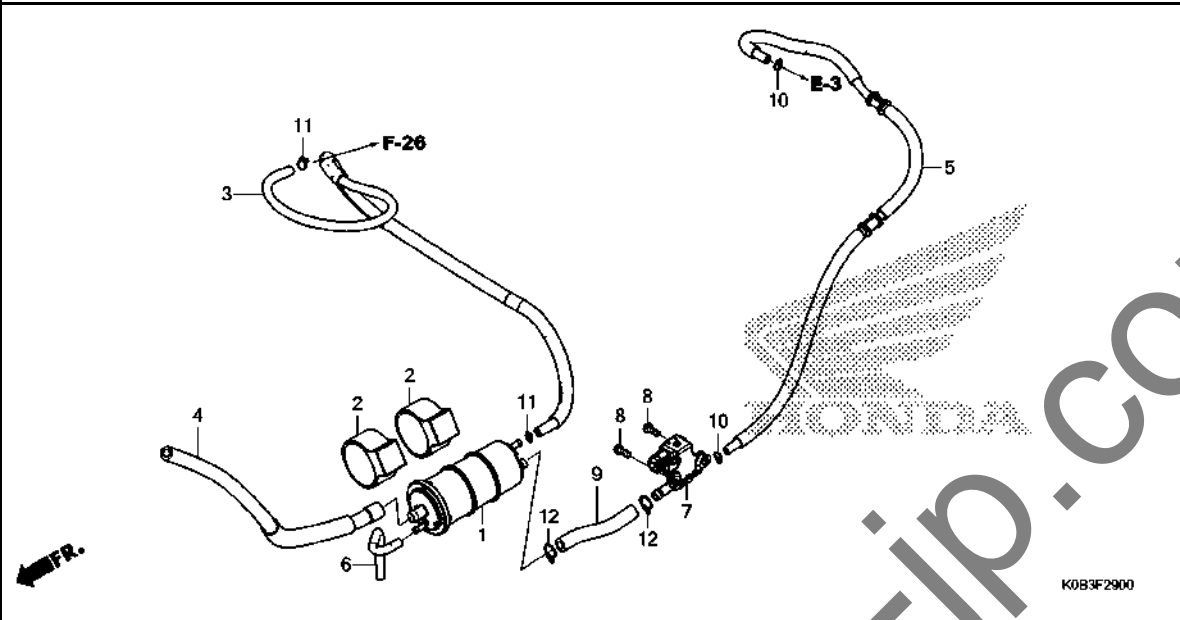
K083F2810

3

Ref. No.	Part No.	Description	Reqd. QTY			Serial No.	Parts catalogue code
			J	K	L		
1	17724-102-700	CLIP, SUB TANK HOSE	4	4	4		
2	18651-KTW-900	TUBE A, AIR INJECTION CONTROL VALVE	1	1	1		
3	18652-K0B-T00	TUBE B, AIR INJECTION SOLENOID VALVE	1	1	1		
4	19342-K04-930	BAND, AIR INJECTION CONTROL VALVE	1	1	1		
5	19343-KTW-900	CAP, AIR INJECTION CONTROL VALVE	1	1	1		
6	30520-K0B-T00	COVER, IGNITION COIL	1	1	1		
7	32115-K0B-T00	STAY COMP., HARNESS	1	1	1		
8	32116-K0B-T00	STAY COMP., IGNITION COIL	1	1	1		
9	36450-KTW-901	VALVE ASSY., AIR INJECTION SOLENOID	1	1	1		
10	43516-MR5-000	RUBBER, MOUNTING	1	1	1		
11	50324-425-010	COLLAR, 6.3X13	1	1	1		
12	61104-428-730	COLLAR, FR. FENDER(BLACK)	2	2	2		
13	84703-K04-930	RUBBER C, MOUNTING	2	2	2		
14	93404-06025-07	BOLT-WASHER, 6X25	3	3	3		
15	94050-06000	NUT, FLANGE, 6MM	1	1	1		
16	95701-06014-00	BOLT, FLANGE, 6X14	2	2	2		
17	95801-06014-08	BOLT, FLANGE, 6X14	1	1	1		

F-29

CANISTER



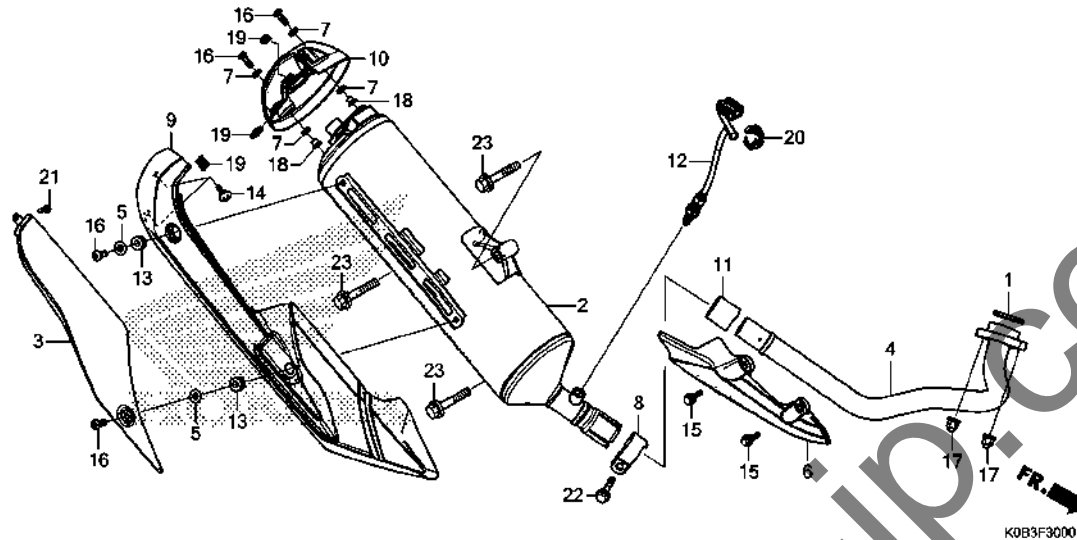
Ref. No.	L.O.N.	(Relative ref. Number) Description	F.R.T.
1	3141A4	CANISTER	1.0
7	3141A9	VALVE, PURGE CONTROL	1.1

Ref. No.	Part No.	Description	Reqd. QTY			Serial No.	Parts catalogue code
			J	K	L		
1	17310-K0B-T01	CANISTER COMP.	1	1	1	-----	2F0,F0
2	17311-GFM-K00	RUBBER, CANISTER MOUNTING ...	2	2	2	-----	2F0,F0
3	17412-K0B-T00	TUBE, CHARGE	1	1	1	-----	2F0,F0
4	17413-K0B-T00	TUBE, AIR	1	1	1	-----	2F0,F0
5	17414-K0B-T00	TUBE, PURGE	1	1	1	-----	2F0,F0
6	17417-K0B-T00	TUBE, DRAIN	1	1	1	-----	2F0,F0
7	36162-KPN-A71	VALVE, PURGE CONTROL SOLENOID	1	1	1	-----	2F0,F0
8	93500-05012-0H	SCREW, PAN, 5X12	2	2	2	-----	2F0,F0
9	95001-75085-40	TUBE, FUEL, 7.3X85 (95001-75001-60M)	1	1	1	-----	2F0,F0
10	95002-02070	CLIP, TUBE(B7)	2	2	2	-----	2F0,F0
11	95002-02080	CLIP, TUBE(B8)	2	2	2	-----	2F0,F0
12	95002-02120	CLIP, TUBE(B12)	2	2	2	-----	2F0,F0

3

F-30

EXHAUST MUFFLER



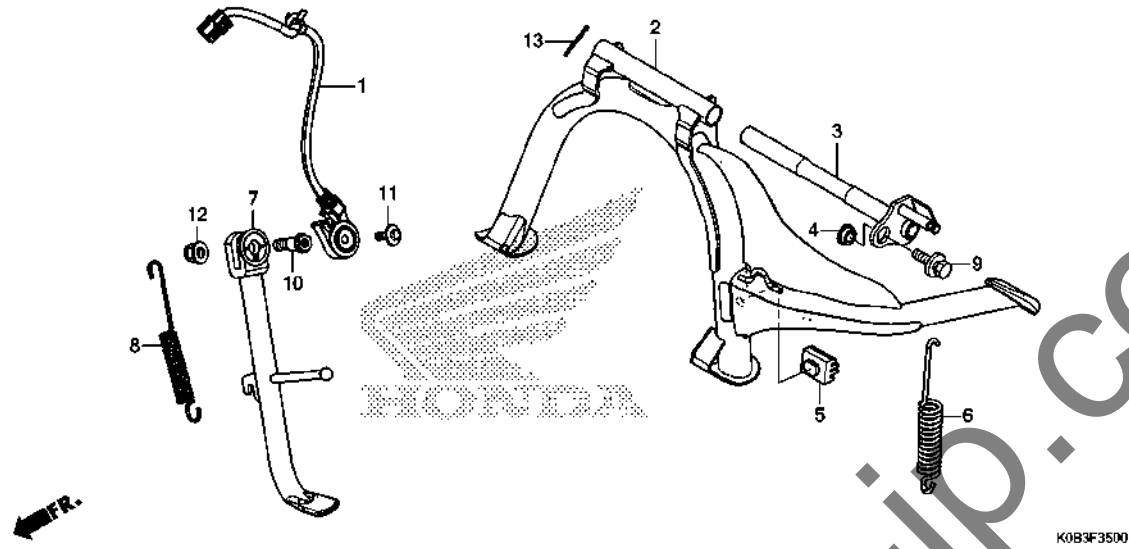
Ref. No.	L.O.N.	(Relative ref. Number) Description	F.R.T.
1	3131B4	GASKET, EXHAUST PIPE	0.4
2	313120	MUFFLER	0.3
3		(9)	
	313121	PROTECTOR, MUFFLER	0.1
4	313110	PIPE, EXHAUST	0.4
6	3131A6	PROTECTOR, EXHAUST PIPE	0.1
10	3131F2	CAP, MUFFLER END	0.1
11	3131C4	GASKET, MUFFLER	0.2
12	617121	SENSOR, OXYGEN	0.4

3

Ref. No.	Part No.	Description	Reqd. QTY			Serial No.	Parts catalogue code
			J	K	L		
1	18291-MN4-920	GASKET, EX. PIPE	1	1	1		
2	18300-KOB-T00	MUFFLER COMP., EX.	1	1	1		
3	18318-KOB-T00	PROTECTOR A, MUFFLER	1	1	1		
4	18320-KOB-T00	PIPE COMP., EX.	1	1	1		
5	18353-K04-930	COLLAR, TAIL CAP MOUNTING ...	2	2	2		
6	18360-KOB-T00	PROTECTOR, EX. PIPE	1	1	1		
7	18365-MEE-D00	WASHER, RUBBER, 8.5X13X2.5 ..	4	4	4		
8	18373-K04-930	BAND, EX. PIPE	1	1	1		
9	18380-KOB-T00	PROTECTOR COMP., MUFFLER(B) ..	1	1	1		
10	18381-KOB-F00	COVER COMP., TAIL CAP	1	1	1	-----	2F0,F0
	18381-KOB-T00	1	1	1	-----	KO,MA,U
11	18391-MN1-670	PACKING, MUFFLER	1	1	1		
12	36531-KOB-T01	SENSOR, OXYGEN	1	1	1		
13	80107-GE0-710	RUBBER, RR. FENDER SETTING ..	2	2	2		
14	90104-K04-930	SCREW, SPECIAL, 5MM	2	2	2		
15	90107-KTW-900	BOLT, SPECIAL, M6	2	2	2		
16	90132-MFJ-D00	BOLT, SPECIAL, 6X18(SUS)	4	4	4		
17	90304-KPH-700	NUT, HEX. CAP, 8MM	2	2	2		
18	90501-GN5-830	COLLAR, 8.5X7	2	2	2		
19	90677-KAN-T00	NUT, CLIP, 5MM	3	3	3		
20	90690-MEF-800	CLAMP, HARNESS	1	1	1		
21	93500-05012-0A	SCREW, PAN, 5X12	1	1	1		
22	95701-08035-02	BOLT, FLANGE, 8X35	1	1	1		
23	95701-10060-07	BOLT, FLANGE, 10X60	3	3	3		

F-35

STAND



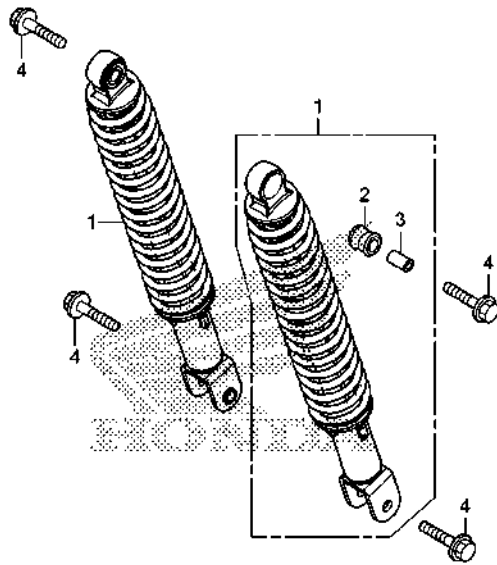
Ref. No.	L.O.N.	(Relative ref. Number) Description	F.R.T.
1	615195	SWITCH, SIDE STAND	0.9
2		(3)	
	410175	STAND, MAIN	0.4
6	410176	SPRING, MAIN STAND	0.2
7	410180	BAR, SIDE STAND	0.4
8	410182	SPRING, SIDE STAND	0.1

Ref. No.	Part No.	Description	Reqd. QTY			Serial No.	Parts catalogue code
			J	K	L		
1	35700-K0B-T01	SWITCH ASSY., SIDE STAND	1	1	1		
2	50500-K0B-T00	STAND COMP., MAIN	1	1	1		
3	50503-K53-D00	SHAFT, MAIN STAND	1	1	1		
4	50504-K04-930	COLLAR, MAIN STAND SHAFT	1	1	1		
5	50505-GR1-710	RUBBER, STAND STOPPER	1	1	1		
6	50522-K53-D00	SPRING, MAIN STAND	1	1	1		
7	50530-K0B-T00	BAR COMP., SIDE STAND	1	1	1		
8	50540-K01-900	SPRING, SIDE STAND	1	1	1		
9	90105-K04-930	BOLT-WASHER, 8X25	1	1	1		
10	90108-MK6-670	BOLT, SIDE STAND PIVOT	1	1	1		
11	90132-KYJ-960	BOLT, SPECIAL, 6X16	1	1	1		
12	90203-KVB-900	NUT, SIDE STAND	1	1	1		
13	94201-25250	PIN, SPLIT, 2.5X25	1	1	1		



F-36

REAR CUSHION



FR.

K0B3F3800

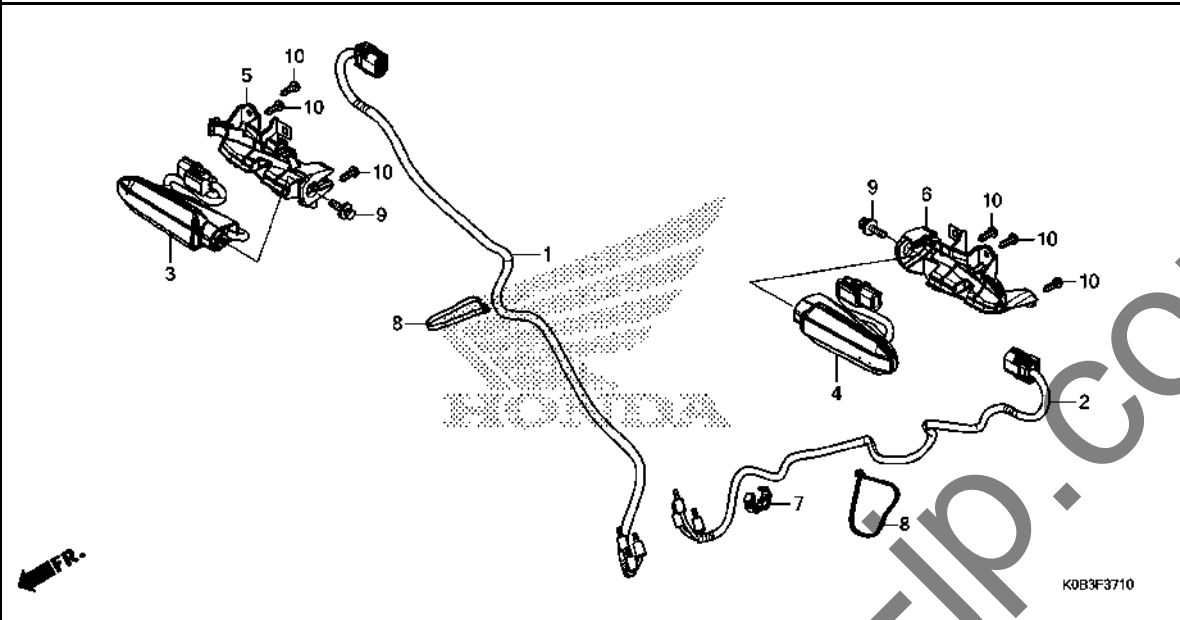
Ref. No.	L.O.N.	(Relative ref. Number) Description	F.R.T.
1	5121B6	CUSHION ASSY., REAR :LEFT	0.6
	5121B7	CUSHION ASSY., REAR :RIGHT ...	0.6
	5121B8	CUSHION ASSY., REAR :BOTH	0.6

3

Ref. No.	Part No.	Description	Reqd. QTY			Serial No.	Parts catalogue code
			J	K	L		
1	52400-K0B-T01	CUSHION ASSY., RR.(SHOWA) ...	2	2	2		
2	52485-088-901	BUSH, RR. CUSHION RUBBER (SHOWA)	2	2	2		
3	52486-GA7-003	COLLAR, RUBBER BUSH(SHOWA) ..	2	2	2		
4	95801-10040-08	BOLT, FLANGE, 10X40	4	4	4		

F-37-10

FRONT WINKER

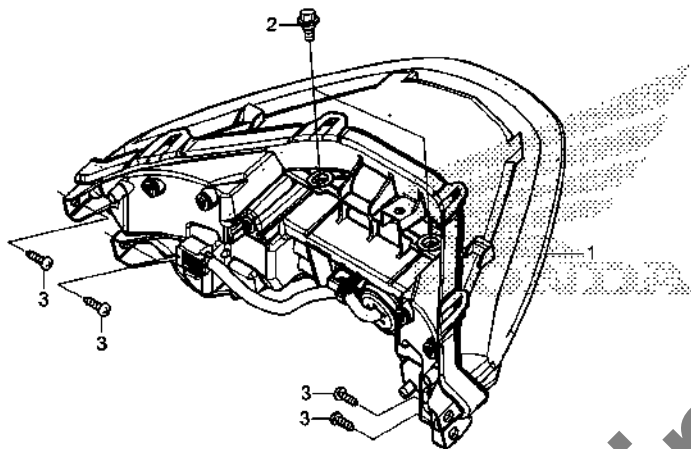


Ref. No.	L.O.N.	(Relative ref. Number) Description	F.R.T.
1	6161BU	SUB HARNESS, WINKER :RIGHT ...	1.0
2	6161BT	SUB HARNESS, WINKER :LEFT	1.0
	6161BV	SUB HARNESS, WINKER :BOTH	1.3
3	6161C4	WINKER :RIGHT FRONT	1.1
4	6161C3	WINKER :LEFT FRONT	1.1
	6161C5	WINKER :BOTH FRONT	1.4

Ref. No.	Part No.	Description	Reqd. QTY			Serial No.	Parts catalogue code
			J	K	L		
1	32107-KOB-T00	SUB HARNESS, R. FR. WINKER ..	1	1	1		
2	32108-KOB-T00	SUB HARNESS, L. FR. WINKER ..	1	1	1		
3	33400-KOB-T01	WINKER ASSY., R. FR.	1	1	1		
4	33450-KOB-T01	WINKER ASSY., L. FR.	1	1	1		
5	88116-KOB-T00	BRACKET, R. WINKER	1	1	1		
6	88126-KOB-T00	BRACKET, L. WINKER	1	1	1		
7	90690-MEF-800	CLAMP, HARNESS	1	1	1		
8	91570-MS8-600	TY-RAP, CABLE	2	2	2		
9	93404-05016-08	BOLT-WASHER, 5X16	2	2	2		
10	93903-34420	SCREW, TAPPING, 4X16	6	6	6		

F-38-10

REAR COMBINATION LIGHT



K083F3810

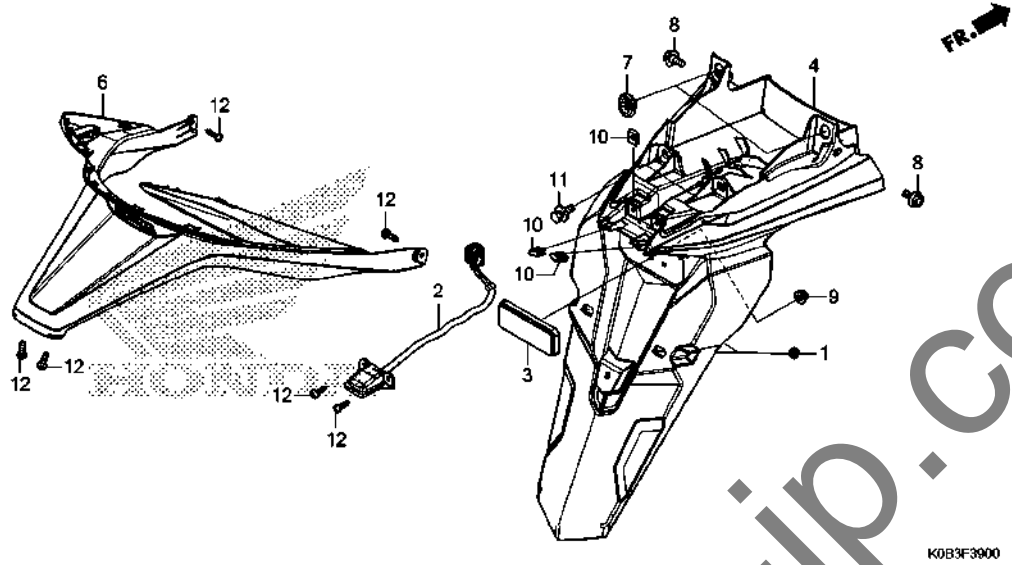
Ref. No.	L.O.N.	(Relative ref. Number) Description	F.R.T.
1	6161D5	TAILLIGHT UNIT	0.6

Ref. No.	Part No.	Description	Reqd. QTY			Serial No.	Parts catalogue code
			J	K	L		
1	33700-K0B-T01	LIGHT ASSY., RR. COMBINATION	1	1	1		
2	90111-162-000	BOLT, FLANGE, 6MM	2	2	2		
3	93903-35320	SCREW, TAPPING, 5X16	4	4	4		

3

F-39

REAR FENDER

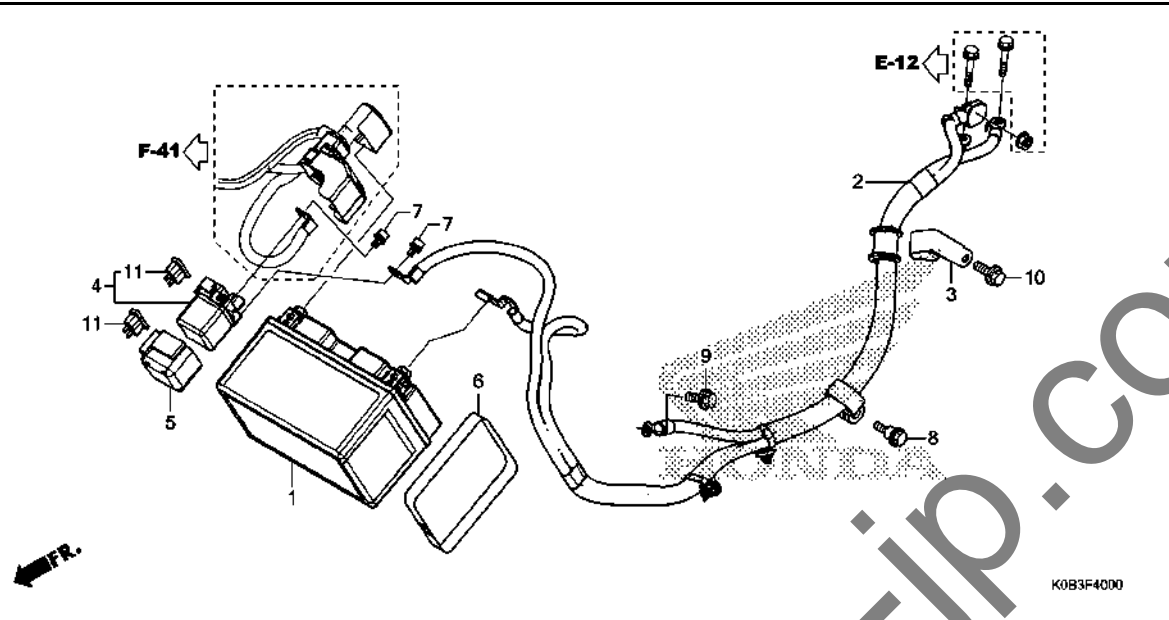


Ref. No.	L.O.N.	(Relative ref. Number) Description	F.R.T.
2	6161D8	LIGHT, LICENSE	0.6
4	413105	FENDER A, REAR	0.6
6	6161AD	COVER, TAILLIGHT :UNDER	0.6

Ref. No.	Part No.	Description	Reqd. QTY			Serial No.	Parts catalogue code
			NSS300A	J	K		
1	19416-KEY-900	COLLAR	2	2	2		
2	33720-KOB-T01	LIGHT ASSY., LICENSE	1	1	1		
3	33741-KWN-901	REFLECTOR, REFLEX	1	1	1		
4	80101-KOB-K00	FENDER A, RR.	1	1	1		2F0,F0,K0,U
	80101-KOB-T00	1	-	1		MA
6	80110-KOB-T00ZA	COVER SET, LICENSE LIGHT(WL) *TYPE1*.....	1	1	1		
7	83551-GE2-000	GROMMET, AIR CLEANER CASE ..	2	2	2		
8	90111-162-000	BOLT, FLANGE, 6MM	2	2	2		
9	90301-KWN-901	NUT, U, 5MM	1	1	1		
10	90302-KWW-A00	NUT, SPRING, 4MM	4	4	4		
11	93404-06012-08	BOLT-WASHER, 6X12	2	2	2		
12	93903-34480	SCREW, TAPPING, 4X16	6	6	6		

F-40

BATTERY



Ref. No.	L.O.N.	(Relative ref. Number) Description	F.R.T.
1	610100	BATTERY	0.2
2	610110	CABLE, NEGATIVE BATTERY	1.2
4	615113	SWITCH, STARTER MAGNETIC	0.2

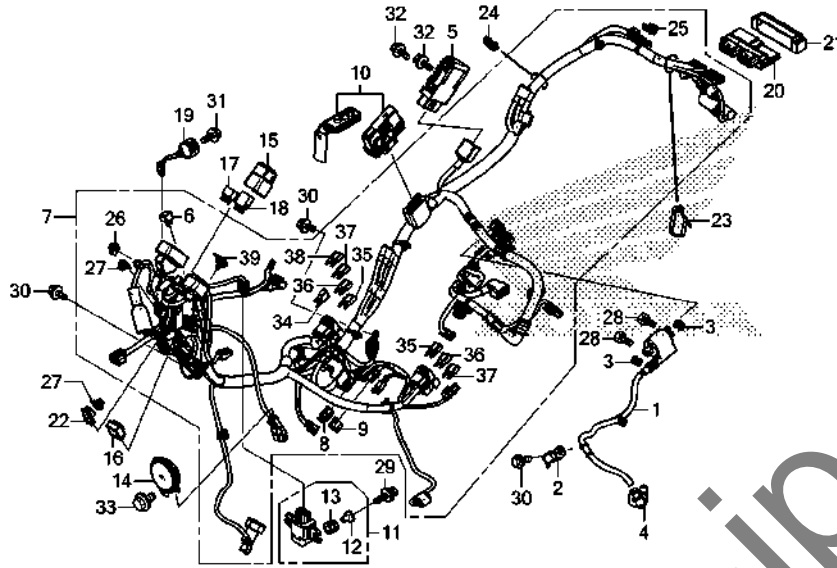
K0B3F4000

3

Ref. No.	Part No.	Description	Reqd. QTY			Serial No.	Parts catalogue code
			J	K	L		
1	31500-MGZ-A01 31500-MGZ-G01	BATTERY (FTZ10S) (FURUKAWA)	1	1	1	----- 2F0,F0,MA,U ----- KO	
2	32610-K0B-T00	CABLE, BATTERY EARTH	1	1	1		
3	32611-K04-930	CLAMP, BATTERY EARTH CABLE ..	1	1	1		
4	35850-MR5-007	SWITCH ASSY., STARTER MAGNETIC	1	1	1		
5	35856-MBG-003	RUBBER, SHOCK	1	1	1		
6	50328-KSV-J00	TAPE, BATTERY LIFT	1	1	1		
7	90111-MR5-000	BOLT, SOCKET, 5X9	2	2	2		
8	90112-KTW-900	BOLT, FLANGE, 6MM	1	1	1		
9	95701-06014-00	BOLT, FLANGE, 6X14	1	1	1		
10	95701-06016-00	BOLT, FLANGE, 6X16	1	1	1		
11	98200-33000	FUSE, BLADE(30A)	2	2	2		

F-41

WIRE HARNESS

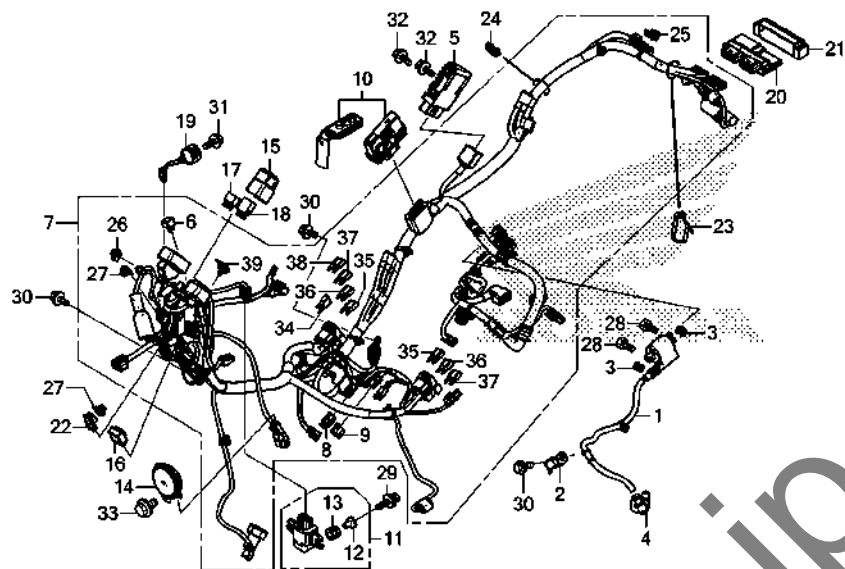


Ref. No.	L.O.N.	(Relative ref. Number) Description	F.R.T.
1	614105	COIL, IGNITION	0.7
4	6141E3	CAP, NOISE SUPPRESSOR	0.4
5	6131B2	RECTIFIER, REGULATE	0.7
6	6131B3	RECTIFIER, SILICON	0.7
7	611100	HARNESS, WIRE	3.7
10	6181D3	CONTROL UNIT, SMART	1.1
		.INCLUDES: Authentication ID number memorization	
11	617125	SENSOR, BANK ANGLE	0.9
14	616169	HORN	0.2
16	6111C3	RELAY, WINKER	0.4
17	6111D9	RELAY, FAN CONTROL	0.6
	6111G1	RELAY, FUEL PUMP	0.6
	6111K6	RELAY, SCREEN UP	0.6
	6111K7	RELAY, SCREEN DOWN	0.6
19	6161AB	BUZZER, ELECTRON	0.9
20	618135	ENGINE CONTROL MODULE(ECM) ...	1.1
		.INCLUDES: Authentication ID number memorization	
22	617166	SENSOR, OPEN AIR TEMP	0.4

Ref. No.	Part No.	Description	Reqd. QTY			Serial No.	Parts catalogue code
			J	K	L		
1	30510-KOB-T01	COIL COMP., IGNITION	1	1	1		
2	30511-K04-930	CLAMPER, HIGH TENSION CORD ..	1	1	1		
3	30520-GFM-900	SPACER, IGNITION COIL	2	2	2		
4	30700-KTW-901	CAP ASSY., NOISE SUPPRESSOR ..	1	1	1		
5	31600-MJJ-D31	RECTIFIER ASSY., REGULATOR ..	1	1	1		
6	31700-MM8-610	RECTIFIER COMP., SILICON	1	1	1		
7	32100-KOB-F00	HARNESS, WIRE	1	1	1	-----	2F0,F0
	32100-KOB-U00	1	1	1	-----	KO,MA,U
8	32605-KCW-J91	CAP, DUMMY(2P)(BLUE)	1	1	1		
9	32606-GEV-761	CAP, DUMMY(4P)(RED)	1	1	1		
10	35141-KOB-F01	CONTROL UNIT, SMART	1	1	1	-----	2F0,F0
	35141-KOB-K01	1	1	1	-----	KO
	35141-KOB-U01	1	-	-	-----	U
	35141-KOB-M01	1	-	-	-----	MA
	35141-KOB-M02	-	-	1	-----	MA
11	35160-KPP-T01	SENSOR ASSY., BANK ANGLE	1	1	1		
12	35162-MGC-003	COLLAR	2	2	2		
13	35163-MGC-003	GROMMET	2	2	2		
14	38110-K27-M01	HORN COMP.(HIGH)	1	1	1	-----	2F0,F0,MA,U
	38110-KOB-K01	1	1	1	-----	KO
15	38200-KOB-T00	SUSPENSION, RELAY CASE(2P) ..	1	1	1		
16	38301-KZZ-J01	RELAY COMP., WINKER(LED)	1	1	1		
17	38501-KWN-901	RELAY COMP., POWER (MICRO ISO 4P)(OMRON)	2	2	2		
18	38502-GGZ-J01	RELAY COMP., POWER (MICRO ISO 5P)(MITSUBA)	2	2	2		

F-41

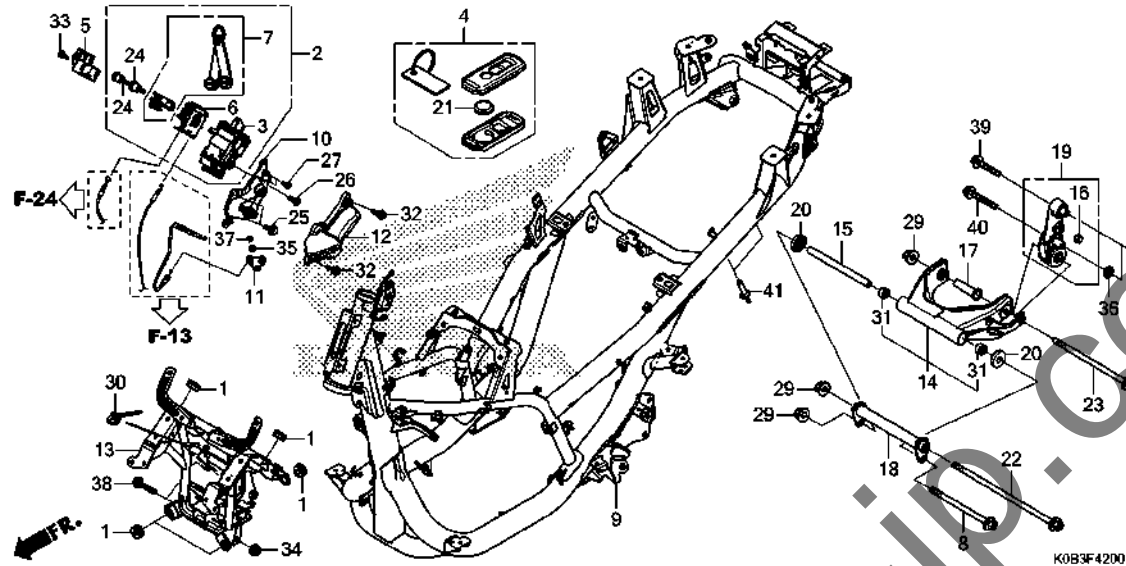
WIRE HARNESS



Ref. No.	Part No.	Description	Reqd. QTY			Serial No.	Parts catalogue code
			J	K	L		
19	38720-K66-V11	BUZZER ASSY.	1	1	1	-----	KO,MA,U
20	38770-KOB-T01	PGM-FI UNIT	1	1	1	-----	2FO,FO
	38770-KOB-M01	1	1	1	-----	KO,MA,U
21	38771-MJN-A00	SUSPENSION, PGM-FI UNIT	1	1	1	-----	
22	80525-TBA-A01	SENSOR ASSY., AMBIENT	1	1	1	-----	
23	90620-SB2-003	BAND, WIRE HARNESS	1	1	1	-----	
24	90652-HC4-003	CLAMP, HARNESS	1	1	1	-----	
25	91535-TA0-003	CLIP, COUPLER (DARK BROWN)	1	1	1	-----	
26	91536-STK-003	CLIP, RELAY HOLDER (NATURAL)	1	1	1	-----	
27	91565-SEL-003	CLIP, COUPLER (BLACK)	2	2	2	-----	
28	92101-06020-4J	BOLT, HEX., 6X20	2	2	2	-----	
29	93403-06025-00	BOLT-WASHER, 6X25	2	2	2	-----	
30	95701-06012-00	BOLT, FLANGE, 6X12	3	3	3	-----	
31	95701-06014-07	BOLT, FLANGE, 6X14	1	1	1	-----	KO,MA,U
32	95701-06022-00	BOLT, FLANGE, 6X22	2	2	2	-----	
33	95701-08014-00	BOLT, FLANGE, 8X14	1	1	1	-----	
34	98200-40500	FUSE, MINI (5A)	2	2	2	-----	
35	98200-40750	FUSE, MINI (7.5A)	7	7	7	-----	
36	98200-41000	FUSE, MINI (10A)	3	3	3	-----	
37	98200-41500	FUSE, MINI (15A)	4	4	4	-----	
38	98200-43000	FUSE, MINI (30A)	3	3	3	-----	
39	91565-S3Y-003	CLIP, COUPLER (GRAY)	1	1	1	-----	

F-42

FRAME BODY

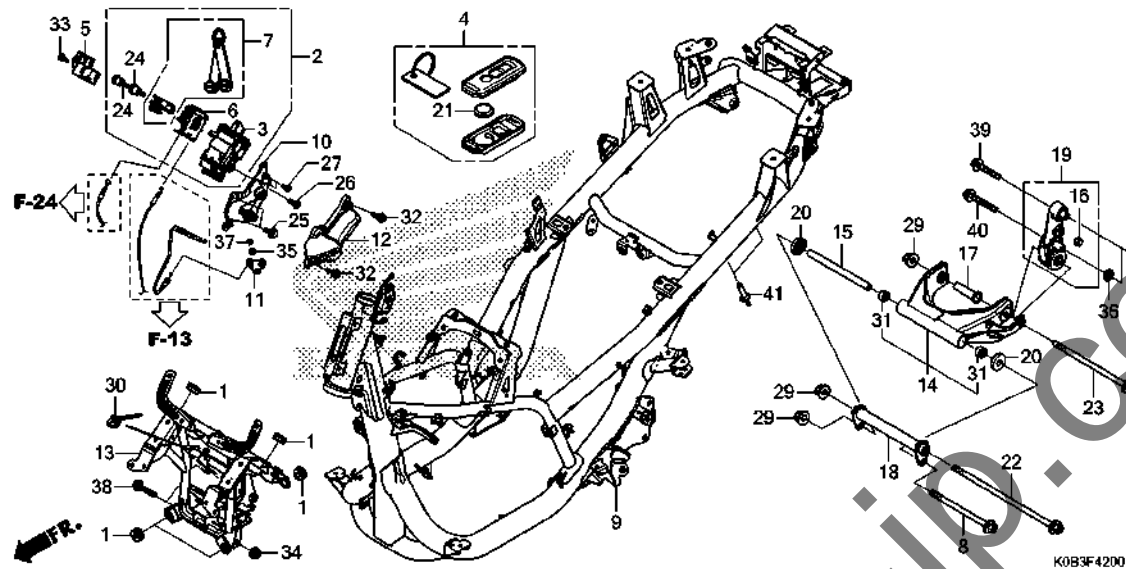


Ref. No.	L.O.N.	(Relative ref. Number) Description	F.R.T.
2		(3)	
6151K9		SWITCH, HANDLE LOCK	2.5
6		(7)	
6151E8		SWITCH, SEAT AND BOX	2.3
9	410100	BODY, FRAME	8.1
.INCLUDES: Engine removal and installation			
10	4101EG	LINK, HANDLE STOPPER	2.4
13	411105	STAY, FRONT COVER	3.5
14	4101L4	BRACKET B, ENGINE HANGER	3.5
.INCLUDES: Engine removal and installation			
18	4101L3	BRACKET A, ENGINE HANGER	3.5
.INCLUDES: Engine removal and installation			
19	4101X7	ROD, SWING	3.4
.INCLUDES: Engine removal and installation			

Ref. No.	Part No.	Description	Reqd. QTY			Serial No.	Parts catalogue code
			NSS300A	J	K		
1	19051-KA4-000	RUBBER, RADIATOR MOUNTING ...	6	6	6		
2	35100-KOB-F01	SWITCH ASSY., HANDLE LOCK	1	1	1	----- 2FO,FO	
	35100-KOB-T01	1	1	1	----- KO,MA,U	
3	35101-KOB-F01	SWITCH COMP., HANDLE LOCK	1	1	1	----- 2FO,FO	
	35101-KOB-T01	1	1	1	----- KO,MA,U	
4	35121-KOB-F01	FOB ASSY.	1	1	1	----- 2FO,FO	
	35121-KOB-K01	1	1	1	----- KO	
	35121-KOB-M01	1	1	1	----- MA	
	35121-KOB-U01	1	1	1	----- U	
5	35191-K53-D01	COVER, CABLE	1	1	1		
6	35193-KOB-T01	SWITCH ASSY., SEAT OPENER ...	1	1	1		
7	35194-K53-D01	KEY SET, EMERGENCY	1	1	1		
8	42301-K04-930	AXLE, RR. WHEEL	1	1	1		
9	50100-KOB-T00	BODY COMP., FRAME	1	1	1		
10	50200-KOB-T01	LINK COMP., HANDLE STOPPER ..	1	1	1		
11	50209-KOB-T00	ARM, LID LOCK	1	1	1		
12	50210-KOB-T00	COVER, HANDLE STOPPER	1	1	1		
13	50310-KOB-T00	STAY COMP., FR. COVER	1	1	1		
14	50349-K04-930	BRACKET SUB ASSY. B, ENGINE HANGER	1	1	1		
15	50352-KTW-900	COLLAR B, ENGINE HANGER	1	1	1		
16	50354-428-000	RUBBER B, STOPPER	1	1	1		
17	50354-K04-930	COLLAR, ENGINE PIVOT DISTANCE	1	1	1		
18	50360-K04-930	BRACKET ASSY. A, ENGINE HANGER	1	1	1		
19	50380-K04-930	ROD COMP., SWING	1	1	1		
20	52144-GF5-003	DUST SEAL, 31X38.5X7(NOK) ...	2	2	2		

F-42

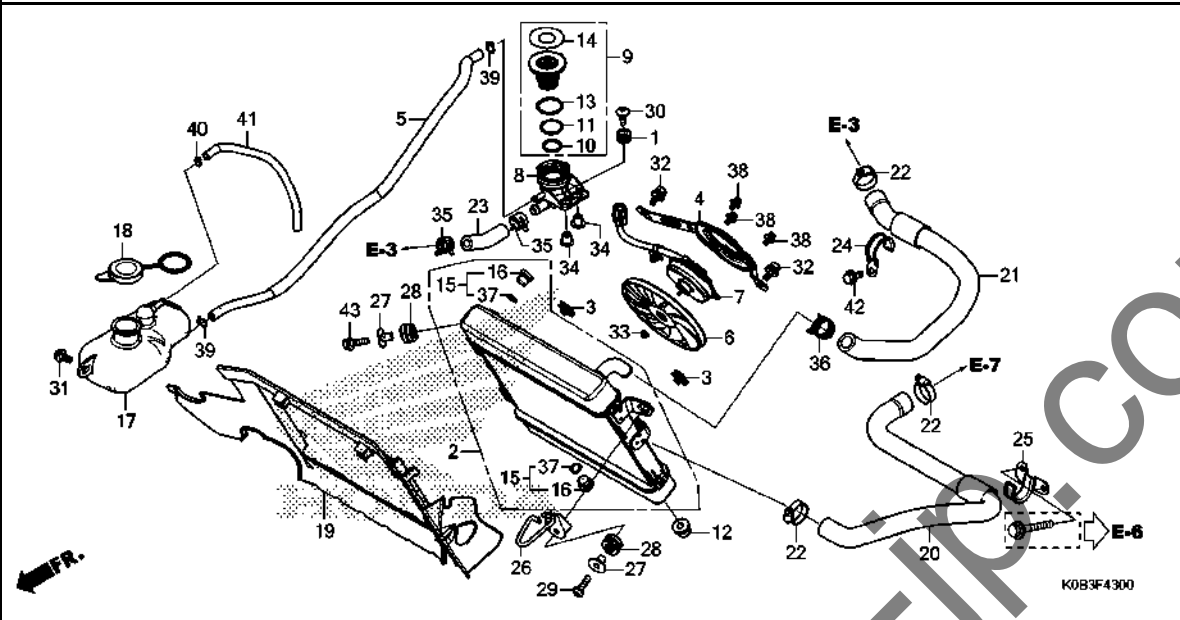
FRAME BODY



Ref. No.	Part No.	Description	Reqd. QTY			Serial No.	Parts catalogue code
			J	K	L		
21	72148-S04-000	BATTERY (CR2032)	1	1	1		
22	90101-K0B-T00	BOLT, FLANGE, 12X345	1	1	1		
23	90103-KTW-900	BOLT, FLANGE, 12X280	1	1	1		
24	90104-K53-D01	SCREW, OPENER SET	2	2	2		
25	90112-GW3-000	BOLT, FLANGE, 6X14	2	2	2		
26	90113-K40-F00	SCREW, PAN, 5X15	1	1	1		
27	90164-KZL-A00	SCREW, U-LOCK FLAT, 6X12	2	2	2		
28	90304-KGH-901	NUT, U, 10MM	2	2	2		
29	90306-KF0-003	NUT, FLANGE, 12MM(FUSE RASHI)	3	3	3		
30	90651-KV6-003	BAND, WIRE, 165MM(BLACK)	1	1	1		
31	91071-KS6-004	BEARING, SWINGARM PIVOT (NTN)	2	2	2		
32	91509-GE2-760	SCREW, PAN, 5X11.5	2	2	2		
33	93901-24320	SCREW, TAPPING, 4X12	1	1	1		
34	94050-08080	NUT, FLANGE, 8MM	1	1	1		
35	94101-06800	WASHER, PLAIN, 6MM	1	1	1		
36	94102-10000	WASHER, PLAIN, 10MM	1	1	1		
37	94540-05018	E-RING, 5MM	1	1	1		
38	95801-08045-08	BOLT, FLANGE, 8X45	2	2	2		
39	95801-10065-00	BOLT, FLANGE, 10X65	1	1	1		
40	95801-10075-00	BOLT, FLANGE, 10X75	1	1	1		
41	90841-KM1-670	RIVET, PLATE	2	-	2	-----	U

F-43

RADIATOR



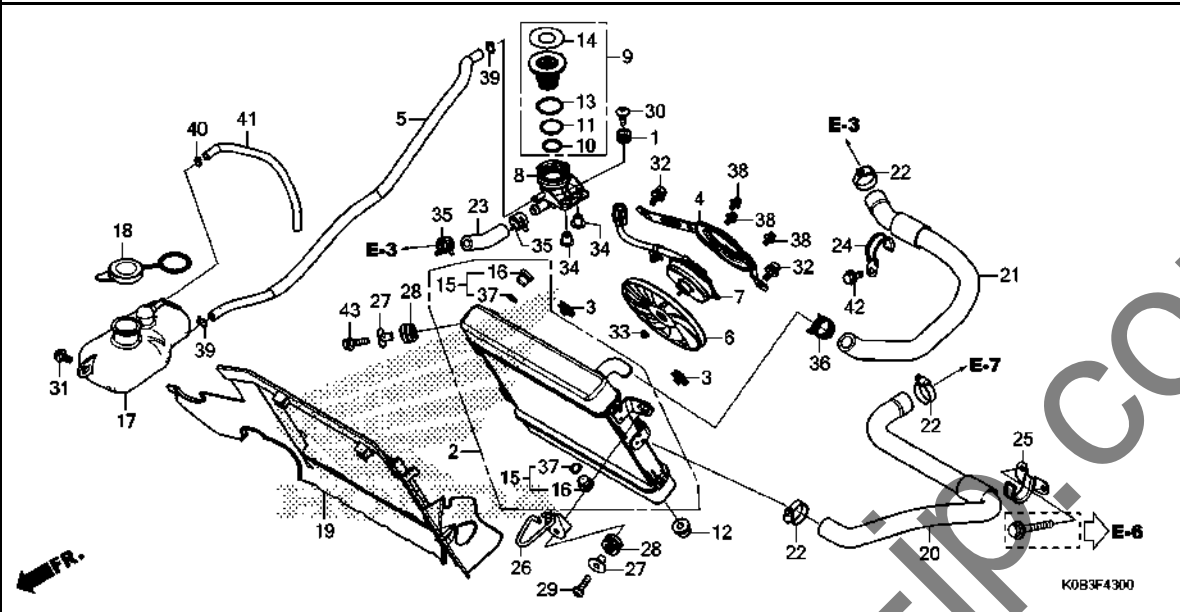
Ref. No.	L.O.N.	(Relative ref. Number) Description	F.R.T.
2	1151C3	RADIATOR	1.7
4	115125	SHROUD, RADIATOR	1.4
5	1151E5	TUBE, RADIATOR RESERVE TANK ..	0.9
6	1151A6	FAN, COOLING	1.3
7	1151A7	MOTOR, FAN	1.5
8	1151D4	NECK, FILLER	0.6
9		(10,11,13)	
	1151B8	CAP, RADIATOR	0.3
17	115110	TANK, RADIATOR RESERVE	0.4
20	114130	HOSE A, WATER	0.8
21	114131	HOSE B, WATER	1.6
23	1151B9	HOSE, FILLER NECK	0.7

Ref. No.	Part No.	Description	Reqd. QTY			Serial No.	Parts catalogue code
			J	K	L		
1	11356-KWN-700	RUBBER, L. SIDE OUTER COVER ..	2	2	2		
2	19010-KOB-T01	RADIATOR COMP.	1	1	1		
3	19014-KEA-003	NUT, SETTING(6MM)	2	2	2		
4	19015-KOB-T01	SHROUD COMP.	1	1	1		
5	19017-KOB-T00	TUBE, RESERVE TANK	1	1	1		
6	19020-KVZ-631	FAN COMP., COOLING	1	1	1		
7	19030-KOB-T01	MOTOR ASSY., FAN	1	1	1		
8	19035-KOB-T01	NECK, FILLER	1	1	1		
9	19037-K40-F01	CAP COMP., RADIATOR(T.RAD) ..	1	1	1	-----	2F0,F0,U
	19037-K12-941	CAP COMP., RADIATOR	1	1	1	-----	KO
	19037-K27-V51	1	-	1	-----	MA
10	19049-K27-V51	O-RING A	1	1	1		
11	19051-K27-V51	O-RING B	1	1	1		
12	19051-MB2-000	RUBBER, RADIATOR MOUNTING ..	1	1	1		
13	19052-K27-V51	O-RING C	1	1	1		
14	19055-K12-941	LABEL, RADIATOR CAP	1	1	1	-----	KO
	19055-K27-V51	1	-	1	-----	MA
15	19070-MEC-003	COCK ASSY., DRAIN	2	2	2		
16	19071-MEC-003	COCK, DRAIN	2	2	2		
17	19101-KOB-T00	TANK, RESERVE	1	1	1		
18	19104-MB0-700	CAP, RESERVE TANK	1	1	1		
19	19122-KOB-T00	SHROUD, RADIATOR	1	1	1	-----	2F0,F0
	19122-KOB-K00	1	1	1	-----	KO,MA,U
20	19501-KOB-T00	HOSE A, WATER	1	1	1		
21	19502-KOB-T00	HOSE B, WATER	1	1	1		



F-43

RADIATOR

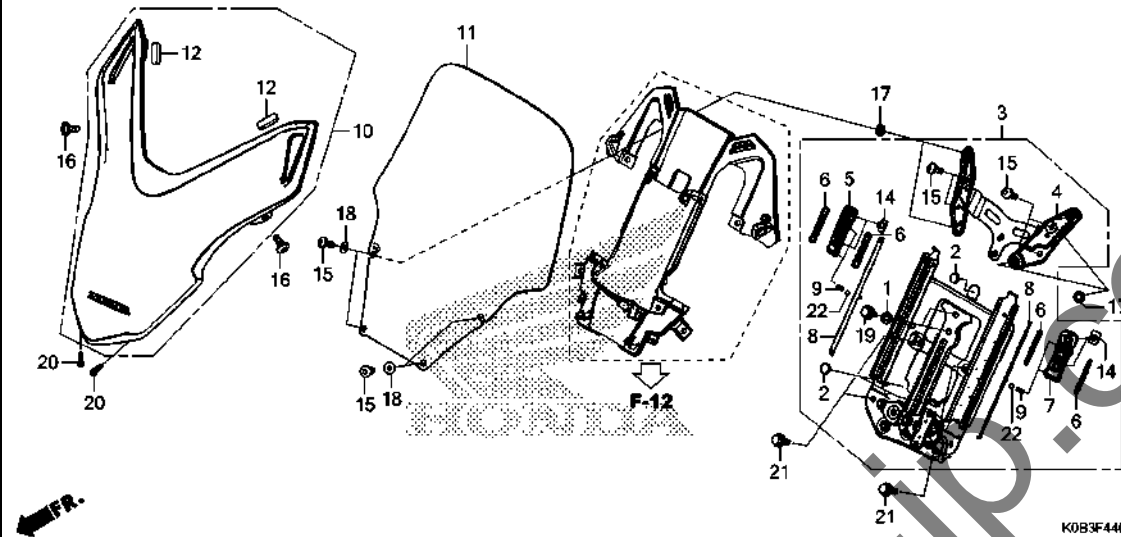


Ref. No.	Part No.	Description	Reqd. QTY			Serial No.	Parts catalogue code
			J	K	L		
22	19507-KA3-830	CLAMP B, WATER HOSE	3	3	3		
23	19526-KOB-T00	HOSE, WATER FILLER	1	1	1		
24	19531-KTW-900	CLAMPER A, WATER HOSE	1	1	1		
25	19532-KTW-900	CLAMPER B, WATER HOSE	1	1	1		
26	31330-KOB-T00	STAY, HARNESS	1	1	1		
27	61104-428-730	COLLAR, FR. FENDER(BLACK)	2	2	2		
28	61304-415-000	RUBBER, HEADLIGHT CASE MOUNTING	2	2	2		
29	90003-KWN-900	BOLT, SPECIAL, 6X23.5	1	1	1		
30	90085-MZ1-000	BOLT, SPECIAL, 6X17	2	2	2		
31	90111-162-000	BOLT, FLANGE, 6MM	1	1	1		
32	90120-GHB-601	BOLT-WASHER, 6X12	2	2	2		
33	90315-MFL-003	NUT, FLANGE, 3MM	1	1	1		
34	90401-KOB-T00	COLLAR, FILLER NECK	2	2	2		
35	90678-MR1-690	CLIP, HOSE	2	2	2		
36	90701-KWN-901	CLAMP, WATER HOSE, 24MM	1	1	1		
37	91353-MEC-003	O-RING, 9.8X1.9	2	2	2		
38	93891-04006-07	SCREW-WASHER, 4X6	3	3	3		
39	95002-02100	CLIP, TUBE(B10)	2	2	2		
40	95002-50000	CLIP, TUBE(C9)	1	1	1		
41	95005-50200-30	TUBE, 5X200(95005-50001-30M)	1	1	1		
42	95701-06012-00	BOLT, FLANGE, 6X12	1	1	1		
43	95701-06022-08	BOLT, FLANGE, 6X22	1	1	1		

3

F-44

FRONT VISOR/WINDSCREEN

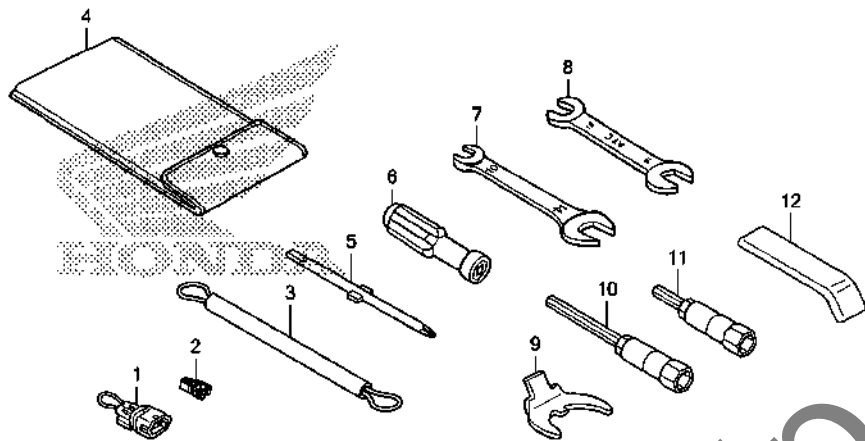


Ref. No.	L.O.N.	(Relative ref. Number) Description	F.R.T.
3	411116	ADJUSTER, WINDSCREEN	0.5
4	4111A9	STAY, WINDSCREEN	0.5
5		(6,9)	
7	4111B3	BRACKET, WINDSCREEN :RIGHT ...	0.5
		(6,9)	
	4111B2	BRACKET, WINDSCREEN :LEFT	0.5
	4111L7	BRACKET, WINDSCREEN :BOTH	0.5
10	4111BZ	VISOR :FRONT	0.1
11	4111Y7	SCREEN, WIND	0.1

Ref. No.	Part No.	Description	Reqd. QTY			Serial No.	Parts catalogue code
			J	K	L		
1	17627-467-000	RUBBER, FUEL TANK FR.	2	2	2		
2	64334-K0B-T00	MAT, FR. METER PANEL	3	3	3		
3	64600-K0B-T01	RAIL ASSY., SCREEN ADJUST ...	1	1	1		
4	64620-K0B-T01	STAY COMP., WINDSCREEN	1	1	1		
5	64621-K40-F00	SLIDER, R. WINDSCREEN	1	1	1		
6	64625-K40-F00	GUIDE, SCREEN SLIDER	4	4	4		
7	64631-K40-F00	SLIDER, L. WINDSCREEN	1	1	1		
8	64640-K0B-T00	PLATE, CLICK	2	2	2		
9	64640-MEW-D20	SPRING, CLICK	4	4	4		
10	67100-K0B-T00ZA	VISOR SET, FR.(WL)					
	NH1BLACK	1	1	1		
11	67101-K0B-T01	WINDSCREEN	1	1	1		
12	67104-K0B-T00	MAT, SCREEN STOPPER	2	2	2		
14	80104-KJ2-000	NUT, RR. FENDER	4	4	4		
15	90106-MAV-000	SCREW, PAN, 6X12	8	8	8		
16	90134-KPP-T00	SCREW, PAN, 5X14	2	2	2		
17	90504-K40-F00	COLLAR, 9.2X17	4	4	4		
18	90525-030-000	WASHER B, HANDLE HOLDER					
		SETTING	4	4	4		
19	93414-06010-00	BOLT-WASHER, 6X10	2	2	2		
20	93903-34420	SCREW, TAPPING, 4X16	2	2	2		
21	95701-06012-08	BOLT, FLANGE, 6X12	4	4	4		
22	96211-08000	BALL, STEEL, #8(1/4)	4	4	4		

F-46

TOOLS



K0B3F4600

Ref. L.O.N. (Relative ref. Number) F.R.T.
No. Description

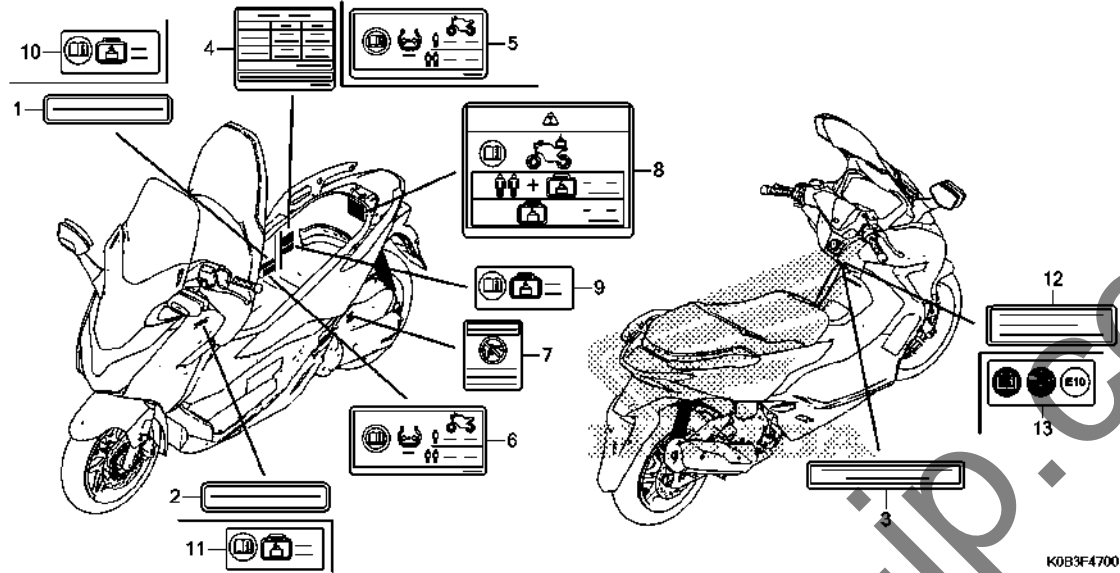
NO INFORMATION

3

Ref. No.	Part No.	Description	Reqd. QTY			Serial No.	Parts catalogue code
			J	K	L		
1	35102-KVZ-630	COUPLER, ENTRY MODE	1	1	1		
2	38235-SNA-A01	PULLER, MINI FUSE	1	1	1		
3	77236-K04-930	WIRE, HELMET SETTING	1	1	1		
4	89101-MC7-000	BAG, TOOL	1	1	1		
5	89102-538-000	DRIVER, SCREW(NO.2 + -)	1	1	1		
6	89103-538-000	GRIP	1	1	1		
7	89211-KWW-640	SPANNER, 10X14	1	1	1		
	99001-10140	(1)	(1)	(1)		
8	89213-KWW-601	SPANNER, 12X14(ATC)	1	1	1		
9	89215-KSV-J00	SPANNER, PIN	1	1	1		
10	89216-KOB-T00	WRENCH, BOX(P14)	1	1	1		
11	89216-KTW-901	WRENCH, BOX(P14)	(1)	(1)	(1)		
12	89219-KSV-J00	HANDLE, EYE WRENCH	1	1	1		

F-47

CAUTION LABEL



Ref. L.O.N. (Relative ref. Number) F.R.T.
 No. Description

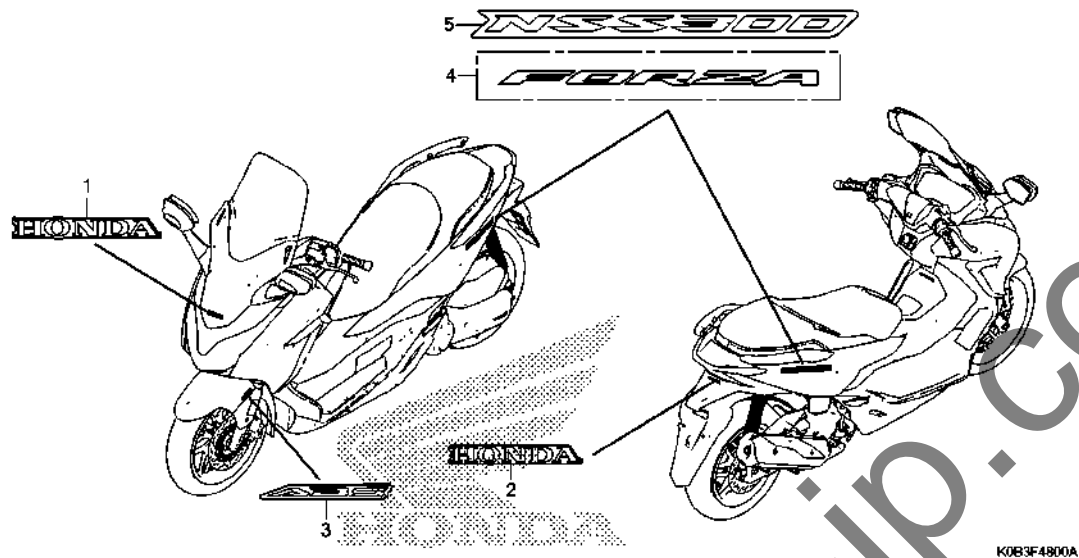
NO INFORMATION

K0B3F4700

Ref. No.	Part No.	Description	Reqd. QTY			Serial No.	Parts catalogue code
			NSS300A	J	K		
1	81218-KPB-B21	LABEL, CARGO LIMIT(10KG) (KOREAN)	1	1	1	-----	KO
2	81219-KPB-B21	LABEL, CARGO LIMIT(1.5KG) (KOREAN)	1	1	1	-----	KO
3	87125-GB0-900	PLATE, NAME	1	1	1	-----	KO
4	87505-KOB-K00	LABEL, TIRE(KOREAN)	1	1	1	-----	KO
5	87505-KOB-U00	LABEL, TIRE(PICTOGRAPH)	1	1	1	-----	2F0,F0,MA
6	87505-KOB-U00	LABEL, TIRE(PICTOGRAPH)	1	-	1	-----	U
7	87509-KWP-900	LABEL, AIR CLEANER ELEMENT NOTICE	1	-	1	-----	MA
8	87512-KOB-U00	LABEL, ACCESSORIES & LOADING (PICTOGRAPH)	1	-	1	-----	U
9	87520-GEZ-D00	LABEL, CARGO LIMIT(10.0KG) (PICTOGRAPH)	1	1	1	-----	2F0,F0
10	87520-GEZ-D00	LABEL, CARGO LIMIT(10.0KG) (PICTOGRAPH)	1	-	1	-----	U
11	87521-GEZ-D00	LABEL, CARGO LIMIT(1.5KG) (PICTOGRAPH)	1	1	1	-----	2F0,F0,U
12	87560-MBR-871	LABEL, DRIVE CAUTION(KOREAN)	1	1	1	-----	KO
13	87586-MJN-D10	LABEL, FUEL & DRIVE (PICTOGRAPH)	1	1	1	-----	2F0,F0,MA,U

F-48

MARK/EMBLEM



Ref. L.O.N. (Relative ref. Number) F.R.T.
No. Description

NO INFORMATION

3

Ref. No.	Part No.	Description	Reqd. QTY			Serial No.	Parts catalogue code
			NSS300A	J	K		
1	86101-K40-F30ZA	MARK, HONDA (80MM) *TYPE1*	1	1	1		
2	86102-K40-F00ZA	MARK, HONDA (70MM) *TYPE1*	1	1	1		
3	86611-MGZ-D10ZC	MARK, ABS *TYPE1*	1	1	1		
	86611-MGZ-D10ZB	*TYPE2*	1	1	-		FO,MA
	86611-MGZ-D10ZA	*TYPE3*	1	1	-		KO
	86611-MGZ-D10ZB	*TYPE2*	-	-	1		2FO,FO,KO
	86611-MGZ-D10ZA	*TYPE3*	-	-	1		
4	86831-K0B-T00ZA	EMBLEM (FORZA) *TYPE1*	2	2	2		FO,KO,MA,U
5	86831-K04-A20ZA	MARK (NSS300) *TYPE1*	-	-	2		2FO

PART NO. INDEX

Part Number	Page	Ref.	Part Number	Page	Ref.	Part Number	Page	Ref.	Part Number	Page	Ref.	Part Number	Page	Ref.
90401-K0B-T00	130	34	91000			91565-S3Y-003	126	39	94000			95701-06014-07	124	9
90401-KTW-900	71	8				91565-SEL-003	126	27				95701-06016-00	126	31
90402-KTW-900	67	6	91002-GA7-701	72	21	91570-MS8-600	121	8	94001-12200-0S	73	26	95701-06016-08	124	10
90411-KTW-B00	74	6	91002-GA7-702	72	21				94050-06000	87	24		84	14
90412-K04-930	74	7	91002-KPB-003	72	22	92000				88	20		92	10
90421-KAB-003	64	9	91005-K53-D01	77	28					112	16		113	20
	80	1	91006-K53-D01	74	8	92101-06020-4J	126	28		113	17	95701-06020-00	59	25
90423-KJ9-000	66	14	91007-K04-931	74	9	92900-08022-0E	59	22		116	15		65	9
90441-706-000	59	19	91007-K53-D01	74	10				94050-08080	128	34	95701-06022-00	64	10
	66	15	91008-K53-D01	70	19	93000			94101-05800	77	39		126	32
	80	1	91009-K53-D01	77	29				94101-06000	100	5	95701-06022-08	130	43
	81	1	91051-KS4-003	110	19	93401-06012-08	89	9	94101-06800	128	35	95701-06025-00	69	21
90454-MC7-000	59	20	91053-KWB-601	108	13	93403-06025-00	126	29	94101-08000	112	17		79	19
	80	1	91071-KS6-004	128	31	93404-05010-08	84	12	94102-10000	128	36		87	25
90456-333-000	68	8	91105-KTW-901	77	30	93404-05016-08	121	9	94109-12000	77	40		89	10
90474-333-000	77	26	91201-K53-D01	77	32	93404-06012-07	99	21		81	1	95701-06025-08	113	21
	81	1	91202-K0B-T01	66	18	93404-06012-08	90	15	94201-16120	112	18	95701-06028-00	60	26
90501-GN5-830	118	18	91202-KTW-901	66	18				94201-16150	100	6		65	10
90501-KPH-880	90	13	91203-K53-D01	77	31	93404-06014-08	99	22	94201-25250	119	13	95701-06030-00	60	27
90504-K40-F00	131	17	91203-KSV-J21	71	9				94301-08140	66	21		68	11
90505-K04-930	110	18	91204-K53-D01	74	11	93404-06016-00	105	26		68	10	95701-06040-00	87	26
90505-KPH-880	90	14	91211-K53-D01	73	23	93404-06025-07	116	14	94301-10160	66	22	95701-06050-00	68	12
90508-MGE-D00	85	7	91251-K35-V01	108	14	93404-06030-07	115	18		77	41	95701-06055-00	77	47
90525-030-000	131	18	91252-147-003	111	20	93414-06010-00	131	19	94301-12160	74	13	95701-06080-00	77	48
90543-MV9-670	58	4	91258-HB3-003	111	21	93500-03008-0A	68	9	94301-12200	59	23	95701-08012-00	77	49
	80	1	91301-GGL-J01	79	16	93500-05012-0A	118	21		65	7	95701-08014-00	126	33
90544-283-000	106	17	91301-K04-930	73	24	93500-05012-0H	117	8	94520-12000	77	42	95701-08016-08	112	21
90545-300-000	86	20				93600-04012-1G	87	22	94520-47000	111	22	95701-08025-00	77	50
	88	16	91302-KVZ-631	59	21				94540-05018	128	37	95701-08025-07	103	16
	89	7				93891-04006-07	130	38	94601-16000	77	43	95701-08035-02	118	22
90599-767-C10	66	16	91303-377-000	66	19	93892-05012-08	69	19	94601-17000	78	10	95701-08060-00	77	51
90601-369-000	106	18				93892-05012-18	79	18				95701-10060-07	118	23
90601-K04-930	77	27	91303-K04-930	77	33	93892-05020-07	85	8	95000			95801-06014-07	89	11
90601-PV3-003	95	18				93893-04012-17	87	23				95801-06014-08	116	17
	99	20	91304-K04-930	77	34				95001-45090-40	114	26	95801-08045-08	128	38
90603-KSV-J10	72	19				93901-24320	88	19	95001-75085-40	117	9	95801-10040-08	120	4
90605-166-720	72	20	91305-K04-930	77	35	93903-24380	112	15	95002-02070	117	10	95801-10065-00	128	39
90620-SB2-003	126	23				93903-24480	115	19	95002-02080	105	29	95801-10075-00	128	40
90651-K03-M61	86	21	91307-035-000	66	20	93903-25480	115	20		117	11	96000		
	88	17				93903-34320	105	27	95002-02100	130	39			
90651-KV6-003	128	30	91307-K04-930	77	36	93903-34380	84	13	95002-02120	117	12	96001-06012-00	87	27
90652-HC4-003	126	24				93903-34420	95	20	95002-41000-08	77	44	96001-06012-07	89	12
90661-GHB-630	115	15	91309-425-003	69	17				95002-50000	130	40		111	23
90661-MGS-D71	89	8							95002-80000	115	21	96001-06014-07	77	52
90666-K59-A11	95	19	91309-PX4-003	81	1				95003-23038-31	113	18		87	28
	97	29							95005-50200-30	130	41		107	18
	103	13	91313-K04-930	81	1				95005-55120-20	77	45	96001-06016-00	67	7
90677-KAN-T00	84	11							95015-81000	100	7	96001-06022-00	87	29
	118	19	91320-MB0-000	69	18	93903-34480	90	16	95701-06008-00	112	19		88	21
90678-MR1-690	66	17	91352-KM1-003	73	25				95701-06012-00	59	24	96001-06032-00	67	8
	130	35								126	30	96211-08000	100	8
90682-SAO-671	115	16	91352-KM1-005	73	25				95701-06012-08	99	24		131	22
90690-MEF-800	118	20								112	20	96220-30178	77	53
	121	7	91353-MEC-003	130	37	93903-35320	83	7		113	19	96220-40158	68	13
	121	7	91356-KFG-003	106	19					131	21	98000		
90701-KWN-901	130	36	91406-MS8-000	115	17				95701-06014-00	69	20			
90741-HN5-670	78	9	91509-GE2-760	128	32					116	16	98200-33000	124	11
90841-KM1-670	128	41	91535-TA0-003	126	25									
			91536-STK-003	126	26									

PART NAME INDEX

Part name	Page	Ref.	Part name	Page	Ref.	Part name	Page	Ref.
[A]			BEARING, RADIAL BALL, 6205 ----	77	28	BOLT, FLANGE, 6X12	130	42
ADJUSTER, CAM CHAIN	64	4	BEARING, RADIAL BALL, 6205UU ..	74	8		131	21
ARM COMP., EX. VALVE ROCKER ..	61	7	BEARING, RADIAL BALL, 6301U ...	108	13	BOLT, FLANGE, 6X14	63	17
ARM COMP., IN. VALVE ROCKER ..	61	6	BEARING, RADIAL BALL, 6302 ----	74	9		69	20
ARM COMP., L. BACK MIRROR ----	84	6	BEARING, RADIAL BALL, 6302ST ..	74	10		77	52
ARM COMP., R. BACK MIRROR ----	84	3	BEARING, RADIAL BALL, 6303 ----	110	19		87	28
ARM, LID LOCK	127	11	BEARING, RADIAL BALL, 6902U ...	72	21		89	11
ARM, L. PILLION STEP	100	4	BEARING, SWINGARM PIVOT	128	31		107	16
ARM, R. PILLION STEP	100	3	BELT, DRIVE	72	7			18
AXLE, RR. WHEEL	108	1	BODY COMP., FRAME	127	9		116	16
	127	8	BODY SET	79	8			17
[B]			BOLT-WASHER, 10X60	110	16		124	9
BAG, TOOL	132	4	BOLT-WASHER, 4X8	77	24	BOLT, FLANGE, 6X16	67	7
BALL ASSY., STEERING STEEL, #6X21	91	4	BOLT-WASHER, 5X10	84	12		84	14
BALL ASSY., STEERING STEEL, #6X26	91	8	BOLT-WASHER, 5X16	121	9		92	10
BALL, STEEL, #8	100	8	BOLT-WASHER, 6X10	131	19		113	20
	131	22	BOLT-WASHER, 6X12	89	9		124	10
BAND, AIR CLEANER CONNECTING TUBE	115	13		90	15	BOLT, FLANGE, 6X20	59	25
BAND, AIR INJECTION CONTROL VALVE	116	4	BOLT-WASHER, 6X14	99	21		65	9
BAND, EX. PIPE	118	8		123	11	BOLT, FLANGE, 6X22	64	10
BAND, INSULATOR	59	8	BOLT-WASHER, 6X16	130	32		87	29
BAND, TOOL	104	21	BOLT-WASHER, 6X25	105	26		88	21
BAND, WIRE HARNESS	126	23	BOLT-WASHER, 8X25	82	3		126	32
BAND, WIRE, 165MM	128	30	BOLT-WASHER, 9X155	116	14	BOLT, FLANGE, 6X25	69	21
BAR COMP., SIDE STAND	119	7	BOLT-WASHER, 6X30	126	29		79	19
BATTERY	124	1	BOLT-WASHER, 8X25	119	9		87	25
	128	21	BOLT-WASHER, 9X155	59	18		89	10
BEARING A, CONNECTING ROD ----	78	6	BOLT, BRAKE DISK, 8X24	108	10		113	21
BEARING A, CRANKSHAFT L. SIDE	75	9		110	14	BOLT, FLANGE, 6X28	60	26
BEARING A, CRANKSHAFT R. SIDE	75	8	BOLT, CONNECTING ROD	78	5		65	10
BEARING B, CONNECTING ROD ----	78	6	BOLT, DRAIN PLUG, 12MM	77	23	BOLT, FLANGE, 6X30	60	27
BEARING B, CRANKSHAFT L. SIDE	75	9	BOLT, FLANGE, 10MM	67	5		68	11
BEARING B, CRANKSHAFT R. SIDE	75	8	BOLT, FLANGE, 10X40	71	7	BOLT, FLANGE, 6X32	66	10
BEARING C, CONNECTING ROD ----	78	6	BOLT, FLANGE, 10X48	120	4		67	8
BEARING C, CRANKSHAFT L. SIDE	76	9	BOLT, FLANGE, 10X55	90	9		70	17
BEARING C, CRANKSHAFT R. SIDE	75	8	BOLT, FLANGE, 10X60	91	11	BOLT, FLANGE, 6X40	59	16
BEARING D, CONNECTING ROD ----	78	6	BOLT, FLANGE, 10X65	118	23		66	11
BEARING D, CRANKSHAFT L. SIDE	76	9	BOLT, FLANGE, 10X75	128	39		70	14
BEARING D, CRANKSHAFT R. SIDE	75	8	BOLT, FLANGE, 12X280	128	40	BOLT, FLANGE, 6X50	68	12
BEARING E, CONNECTING ROD ----	78	6	BOLT, FLANGE, 12X345	128	22		70	15
BEARING E, CRANKSHAFT L. SIDE	76	9	BOLT, FLANGE, 6MM	95	14	BOLT, FLANGE, 6X55	77	47
BEARING E, CRANKSHAFT R. SIDE	75	8		97	26	BOLT, FLANGE, 6X75	66	12
BEARING F, CRANKSHAFT L. SIDE	76	9	BOLT, FLANGE, 6X8	99	17		112	19
BEARING F, CRANKSHAFT R. SIDE	75	8	BOLT, FLANGE, 6X80	122	2	BOLT, FLANGE, 6X80	77	48
BEARING G, CRANKSHAFT L. SIDE	76	9	BOLT, FLANGE, 8X12	123	8		77	49
BEARING G, CRANKSHAFT R. SIDE	75	8	BOLT, FLANGE, 8X14	124	8	BOLT, FLANGE, 8X14	126	33
BEARING H, CRANKSHAFT L. SIDE	76	9	BOLT, FLANGE, 8X16	130	31	BOLT, FLANGE, 8X16	112	21
BEARING H, CRANKSHAFT R. SIDE	75	8	BOLT, FLANGE, 8X25	59	24		77	50
BEARING, NEEDLE, 14X22X20 ----	77	30		87	27	BOLT, FLANGE, 8X26	103	16
BEARING, NEEDLE, 25X33X18 ----	72	22	BOLT, FLANGE, 6X12	89	12		109	8
BEARING, RADIAL BALL, 6004UU -	70	19		99	24	BOLT, FLANGE, 8X32	107	17
BEARING, RADIAL BALL, 6204 ...	77	29		111	23	BOLT, FLANGE, 8X35	118	22
				112	20	BOLT, FLANGE, 8X45	128	38
				113	19	BOLT, FLANGE, 8X50	109	13
				126	30	BOLT, FLANGE, 8X60	77	51

PART NAME INDEX

Part name	Page	Ref.	Part name	Page	Ref.	Part name	Page	Ref.
BOLT, HANDLE LEVER PIVOT	86	18	CABLE COMP. B, THROTTLE	85	2	CLAMP, WATER HOSE, 24MM	130	36
	88	14	CABLE COMP., FUEL LID	96	7	CLIP, AIR INTAKE DUCT PUSH	95	18
BOLT, HEAD COVER	58	3	CABLE COMP., L. LID OPENER	96	8		99	20
BOLT, HEX., 6X20	126	28	CABLE COMP., SEAT LOCK	112	12	CLIP, BUMPER SEAL	95	16
BOLT, KNOCK, 6MM	63	18	CABLE, BATTERY EARTH	124	2		97	27
BOLT, OIL, 10X22	86	19	CALIPER SUB ASSY., L. FR.	107	13		99	18
	88	15	CALIPER SUB ASSY., RR.	109	5		103	11
	89	6	CAMSHAFT COMP.	61	4	CLIP, COUPLER	104	23
BOLT, RECESSED, 5X22	59	17	CANISTER COMP.	117	1		126	25
BOLT, SETTING	69	10	CAP ASSY.	96	2		27	27
BOLT, SIDE STAND PIVOT	119	10	CAP ASSY., NOISE SUPPRESSOR ..	125	4		39	39
BOLT, SOCKET, 5X9	124	7	CAP COMP., FUEL FILLER	113	11	CLIP, HOSE	66	17
BOLT, SOCKET, 6MM	67	4	CAP COMP., RADIATOR	129	9		130	35
BOLT, SOCKET, 6X18	70	12	CAP, 14MM	66	13	CLIP, PISTON PIN, 16MM	77	43
BOLT, SOCKET, 6X22	70	13	CAP, AIR INJECTION CONTROL			CLIP, PISTON PIN, 17MM	78	10
BOLT, SOCKET, 8X27	106	16		116	5	CLIP, RELAY HOLDER	126	26
BOLT, SPECIAL OIL PUMP	68	5	CAP, BLEEDER	107	7	CLIP, SNAP FITTING	95	19
BOLT, SPECIAL, 6X16	119	11		109	10		97	29
BOLT, SPECIAL, 6X17	130	30	CAP, DUCT COVER	70	8	CLIP, SUB TANK HOSE	116	1
BOLT, SPECIAL, 6X18	70	16	CAP, DUMMY	125	8	CLIP, TUBE	105	29
	118	16		86	9		115	21
BOLT, SPECIAL, 6X23.5	130	29	CAP, MASTER CYLINDER	86	11		117	10
BOLT, SPECIAL, M6	118	15		88	7			11
BOLT, STUD, 8X22	59	22	CAP, RESERVE TANK	129	18			12
BOLT, TENSIONER PIVOT	64	3	CAP, RR. GRIP	101	2			12
BOLT, TERMINAL	69	11	CARTRIDGE, OIL FILTER	76	15		130	39
BOLT, TORX, 5X10	108	11	CASE ASSY., UNDER	83	4			40
	110	15	CASE COMP., L. FR. BOTTOM	106	15	COCK ASSY., DRAIN	129	15
BOOT B	107	12	CASE COMP., R. FR. BOTTOM	106	6	COCK, DRAIN	129	16
	109	12	CASE SUB ASSY., AIR CLEANER ..	115	7	COIL COMP., IGNITION	125	1
BOOT COMP.	86	8	CASE, MISSION	74	1	COLLAR	70	10
	88	5	CATCH COMP., SEAT	112	9		123	1
BOOT, PIN BUSH	107	11	CHAIN, CAM	64	1		125	12
BOSS B, DRIVE FACE	71	3	CHAIN, OIL PUMP	68	6	COLLAR A, HANDLE SETTING	90	13
BOSS, OIL FILTER	77	25	CIRCLIP, 7MM	72	20	COLLAR A, SPRING GUIDE	72	15
BOX ASSY., LUGGAGE SIDE	104	13	CIRCLIP, INTERNAL, 12MM	77	42	COLLAR B, ENGINE HANGER	127	15
BOX COMP., LUGGAGE	104	11	CIRCLIP, INTERNAL, 18.8	86	21	COLLAR B, HANDLE SETTING	90	14
BOX, BATTERY	104	19		88	17	COLLAR B, RR. AXLE	110	2
BOX, INNER	97	16	CIRCLIP, INTERNAL, 28MM	72	19	COLLAR B, SPRING GUIDE	72	16
BRACKET ASSY. A, ENGINE HANGER	127	18	CIRCLIP, INTERNAL, 47MM	111	22	COLLAR, 6MM	104	2
BRACKET COMP., RR.	109	4	CIRCLIP, INTERNAL, 65	77	27	COLLAR, 6.3X13	116	11
BRACKET SUB ASSY. B, ENGINE			CLAMPER A, WATER HOSE	130	24	COLLAR, 8.5X7	118	18
HANGER	127	14	CLAMPER B, WATER HOSE	130	25	COLLAR, 9.2X17	131	17
BRACKET SUB ASSY., L. FR.	107	14	CLAMPER COMP. A, FR. BRAKE			COLLAR, AIR CLEANER SETTING ..	115	1
BRACKET, L. WINKER	121	6		86	6	COLLAR, DRIVE SHAFT	72	17
BRACKET, R. WINKER	121	5	CLAMPER COMP. B, FR. BRAKE			COLLAR, ENGINE PIVOT DISTANCE ..	127	17
BRUSH SET A, CARBON	69	6		86	7	COLLAR, FILLER NECK	130	34
BRUSH SET B, CARBON	69	7	CLAMPER, HIGH TENSION CORD	125	2	COLLAR, FR. AXLE DISTANCE	108	6
BUSH, DAMPER	76	22	CLAMPER, RR. BRAKE HOSE	89	4	COLLAR, FR. FENDER	92	4
	110	13	CLAMP B, TUBE, 14.5MM	115	15			5
BUSH, INNER ENGINE HANGER	75	4	CLAMP B, WATER HOSE	130	22		116	12
BUSH, L. OUTER ENGINE HANGER ..	75	3	CLAMP, BATTERY EARTH CABLE	124	3		130	27
BUSH, RR. CUSHION RUBBER	120	2	CLAMP, BRAKE PIPE	89	8	COLLAR, FR. WHEEL SIDE	108	4
BUSH, R. OUTER ENGINE HANGER ..	75	2	CLAMP, CANISTER HOSE	115	16	COLLAR, MAIN STAND SHAFT	119	4
BUZZER ASSY.	126	19	CLAMP, HARNESS	118	20	COLLAR, O-RING	76	11
				121	7			12
				126	24	COLLAR, RR. AXLE	110	3
[C]			CLAMP, TUBE	77	44	COLLAR, RR. WHEEL SIDE	110	1
CABLE COMP. A, THROTTLE	85	1		115	17	COLLAR, RUBBER BUSH	120	3

PART NAME INDEX

Part name	Page	Ref.	Part name	Page	Ref.	Part name	Page	Ref.
COLLAR, SEAL	72	14	CRANKSHAFT	78	8	FUEL UNIT	113	14
COLLAR, SEAT HINGE	112	7	CUSHION ASSY., RR.	120	1	FUSE, BLADE	124	11
COLLAR, SILENCER	113	13	CYLINDER COMP.	65	1	FUSE, MINI	126	34
COLLAR, TAIL CAP MOUNTING	118	5	CYLINDER SET, FR. MASTER	86	15			35
CONTROL UNIT, SMART	125	10		88	11			36
COTTER, VALVE	61	15	CYLINDER SUB ASSY., FR. BRAKE					37
COUPLER, ENTRY MODE	132	1	MASTER	86	9			38
COVER ASSY., R.	66	1	CYLINDER SUB ASSY., RR. BRAKE					
COVER COMP., BATTERY BOX	104	20	MASTER	88	4			
COVER COMP., TAIL CAP	118	10				[G]		
COVER COMP., THERMOSTAT	59	10	[D]			GARNISH, HANDLE COVER	90	7
COVER COMP., WATER PUMP	66	6	DAMPER, R. LID	97	25	GARNISH, L. LENS	95	13
COVER SET, HANDLE TOP	90	3	DIAPHRAGM	86	13	GARNISH, L. METER	94	7
COVER SET, LICENSE LIGHT	123	6		88	9	GARNISH, R. LENS	95	12
COVER SET, L. BODY	101	5	DISK, FR. BRAKE	108	9	GARNISH, R. METER	93	6
	102	5	DISK, RR. BRAKE	110	11		94	6
COVER SET, R. BODY	101	4	DOWEL PIN, 10X16	66	22	GARNISH, SCREEN	93	2
COVER SUB ASSY., AIR CLEANER	115	10		77	41	GASKET KIT A	80	1
COVER, ACCESSORY SOCKET	96	1	DOWEL PIN, 12X20	59	23	GASKET KIT B	81	1
COVER, AIR CLEANER DUCT	115	9		65	7	GASKET, CAM CHAIN ADJUSTER	64	7
COVER, CABLE	127	5	DOWEL PIN, 8X14	66	21		80	1
COVER, CENTER	97	12		68	10	GASKET, CYLINDER	65	2
COVER, CYLINDER HEAD	58	1	DRIVER, SCREW	70	21		80	1
COVER, DUST	109	6	DUCT, AIR CLEANER	132	5	GASKET, CYLINDER HEAD	59	3
COVER, FR. CENTER	95	10	DUCT, BELT COVER	115	4		80	1
COVER, FR. LOWER	95	11	DUCT, FR. METER PANEL	70	6	GASKET, EX. PIPE	80	1
COVER, HANDLE LOWER	90	5	DUST SEAL, 21X37X7	93	3		118	1
COVER, HANDLE STOPPER	127	12	DUST SEAL, 31X38.5X7	108	14	GASKET, HEAD COVER	58	2
COVER, HANDLE UPPER	90	4	DUST SEAL, 34X46X8	127	20		80	1
COVER, IGNITION COIL	116	6	DUST SEAL, 37X25X6	74	12	GASKET, L. CRANKCASE COVER	70	5
COVER, INNER	97	13	DUST SEAL, STEERING HEAD	111	21		81	1
COVER, INNER BOX HINGE	97	21		91	7	GASKET, OIL PATH	75	7
COVER, INNER BOX LID	97	19	[E]				81	1
COVER, L.	70	1	ELEMENT COMP., AIR CLEANER	115	2	GASKET, R. CRANKCASE COVER	66	2
COVER, L. BACK MIRROR	84	4	ELEMENT SET, AIR CLEANER	115	22		81	1
COVER, L. FLOOR SIDE	99	16	ELEMENT, BELT COVER DUCT	70	7	GASKET, WATER PUMP COVER	66	7
COVER, L. FR. BODY	103	9	EMBLEM	134	4		81	1
COVER, L. FR. FLOOR SIDE	99	13	EMBLEM, PRODUCT	90	8	GAUGE, OIL LEVEL	66	3
COVER, L. FR. SIDE	94	9	E-RING, 5MM	128	37	GEAR COMP., FINAL	74	5
COVER, L. FR. SIDE INNER	95	9	[F]			GEAR COMP., STARTER DRIVEN	69	2
COVER, L. MIRROR BASE	84	8	FACE COMP. B, MOVABLE DRIVE	71	5	GEAR, COUNTER	74	4
COVER, L. RR. FLOOR SIDE	99	15	FACE SET, DRIVEN	72	8	GEAR, STARTER REDUCTION	69	4
COVER, NECK GUARD	97	14	FACE SET, MOVABLE DRIVEN	72	9	GRIP	132	6
COVER, REED VALVE	65	3	FACE, DRIVE	71	2	GRIP COMP., THROTTLE	85	5
COVER, RR. CENTER UPPER	103	10	FAN COMP., COOLING	129	6	GRIP, L. HANDLE	85	6
COVER, R. BACK MIRROR	84	2	FENDER A, RR.	123	4	GRIP, L. RR.	101	3
COVER, R. FR. BODY	102	7	FENDER COMP. B, FR.	92	6	GRIP, R. RR.	101	1
COVER, R. FR. FLOOR SIDE	98	12	FENDER SET A, FR.	92	2	GROMMET	125	13
COVER, R. FR. SIDE	94	8	FILTER SET	113	3	GROMMET, AIR CLEANER CASE	123	7
COVER, R. FR. SIDE INNER	96	9	FILTER SET, OIL	77	54	GROMMET, HORN STAY	113	16
COVER, R. MIRROR BASE	84	7	FLYWHEEL COMP.	67	2	GUARD A, SPLASH	104	8
COVER, R. RR. FLOOR SIDE	99	14	FOB ASSY.	127	4	GUARD, BATTERY HEAT	104	5
COVER, SEAT CATCH	112	11	FORK ASSY., L. FR.	106	14	GUARD, HEAT	104	9
COVER, SEAT HINGE	112	1	FORK ASSY., R. FR.	106	1	GUARD, LUGGAGE BOX HEAT	104	3
COVER, SEAT HINGE UNDER	112	3					4	4
COVER, UNDER	98	11				GUIDE, CAM CHAIN	64	8
CRANKCASE COMP., L.	75	6				GUIDE, OIL PRESSURE SWITCH		
CRANKCASE COMP., R.	75	1				CORD	76	21



PART NAME INDEX

Part name	Page	Ref.	Part name	Page	Ref.	Part name	Page	Ref.
GUIDE, SCREEN SLIDER	131	6	LABEL, FUEL & DRIVE	133	13	NUT, FLANGE, 8MM	128	34
GUIDE, SENSOR CORD	107	3	LABEL, RADIATOR CAP	129	14	NUT, HEX. CAP, 8MM	118	17
GUIDE, STARTING DRIVEN GEAR ..	69	3	LABEL, TIRE	133	4	NUT, HEX., 12MM	73	26
GUIDE, VALVE	59	2				NUT, RR. FENDER	131	14
[H]						NUT, SETTING	129	3
HANDLE COMP., STEERING	90	1	LATCH	97	15	NUT, SIDE STAND	119	12
HANDLE, EYE WRENCH	132	12	LENS	83	3	NUT, SPECIAL, 30MM	72	18
HARNESS, WIRE	125	7	LEVER, L. HANDLE	88	13	NUT, SPRING, 4MM	82	2
HEADLIGHT ASSY.	82	1	LEVER, R. HANDLE	86	17			
HEAD COMP., CYLINDER	59	1	LID ASSY., INNER BOX	97	24			
HINGE ASSY., FUEL LID	96	6	LID COMP., BATTERY BOX	104	17			
HINGE ASSY., SEAT	112	5	LID, BATTERY CABLE	104	15			
HOLDER, BRUSH	69	8	LID, FRAME NUMBER	104	12			
HOLDER, MASTER CYLINDER	86	12	LID, FUEL	96	4			
	88	8	LID, PLUG MAINTENANCE	98	8			
HOLDER, RIM VALVE	110	9	LID, RESERVE TANK MAINTENANCE ..	98	7	NUT, SQUARE, 5MM	59	4
HORN COMP.	125	14	LIGHT ASSY., LICENSE	123	2	NUT, STEERING STEM LOCK	91	3
HOSE A, WATER	129	20	LIGHT ASSY., RR. COMBINATION ..	122	1	NUT, U, 10MM	90	12
HOSE B, WATER	129	21	LINK COMP., HANDLE STOPPER ..	127	10			
HOSE COMP. A, FR. BRAKE	86	2	LOCK ASSY., FUEL LID	96	5	NUT, U, 12MM	128	28
HOSE COMP. A, RR. BRAKE	88	2	LOCK, INNER BOX LID	97	17	NUT, U, 16MM	108	12
HOSE COMP. D, FR. BRAKE	86	5	[M]			NUT, U, 5MM	92	8
HOSE COMP. D, RR. BRAKE	89	2	MARK	134	5		123	9
HOSE COMP., FUEL FEED	113	9	MARK, ABS	134	3	[O]		
HOSE, WATER BYPASS	66	9	MARK, HONDA	134	1	OIL SEAL, 12X26X5	66	18
HOSE, WATER FILLER	130	23				OIL SEAL, 25X35X5	77	32
[I]			MAT, FR. METER PANEL	131	2	OIL SEAL, 30X37X3.5	71	9
IMPELLER, WATER PUMP	66	4	MAT, LUGGAGE BOX	104	16	OIL SEAL, 33X64X7	77	31
INJECTOR ASSY., FUEL	79	12	MAT, L. FR. FLOOR	98	5	OIL SEAL, 34X47X5	111	20
INSULATOR	69	13	MAT, L. RR. FLOOR	98	10	OIL SEAL, 34X52X5	74	11
INSULATOR, IN. PIPE	59	7	MAT, R. FR. FLOOR	98	4	O-RING A	129	10
INSULATOR, THROTTLE BODY	59	6	MAT, R. RR. FLOOR	98	9	O-RING B	129	11
[J]			MAT, SCREEN STOPPER	131	12	O-RING C	129	13
JOINT COMP., INJECTOR	79	14	METER ASSY., COMBINATION	83	1	O-RING, 13.8X2.5	66	19
JOINT, AIR FILTER	114	25	METER COMP., COMBINATION	83	2		81	1
JOINT, TUBE	113	24	MIRROR COMP., L. BACK	84	5	O-RING, 14.7X2.2	77	38
[K]			MIRROR COMP., R. BACK	84	1		81	1
KEY SET, EMERGENCY	127	7	MODULATOR ASSY.	89	5	O-RING, 14.8X2.4	77	33
KEY, SPECIAL WOODRUFF, 25X14 ..	78	9	MOTOR ASSY., FAN	129	7		81	1
[L]			MOTOR ASSY., STARTER	69	5	O-RING, 15.8X2.4	77	34
LABEL, ACCESSORIES & LOADING ..	133	8	MUFFLER COMP., EX.	118	2		81	1
LABEL, AIR CLEANER ELEMENT			[N]			O-RING, 16X2.1	81	1
			NECK, FILLER	129	8	O-RING, 16.5X1.5	73	24
LABEL, CARGO LIMIT	133	1	NUT-WASHER, 6MM	69	16		81	1
			NUT, CLIP, 5MM	84	11	O-RING, 16.5X2.5	77	35
				118	19		81	1
LABEL, DRIVE CAUTION	133	12	NUT, CLIP, 6MM	105	25	O-RING, 18X3	66	20
			NUT, CONNECTING ROD	78	7		81	1
			NUT, FLANGE, 12MM	128	29	O-RING, 23.3X2.4	106	19
			NUT, FLANGE, 3MM	130	33		69	17
			NUT, FLANGE, 6MM	87	24	O-RING, 24.4X3.1	81	1
				88	20		73	25
				112	16	O-RING, 4X2	69	18
				113	17	O-RING, 6.3X2.2	79	16
				116	15	O-RING, 6.8X1.9	113	2

PART NAME INDEX

Part name	Page	Ref.	Part name	Page	Ref.	Part name	Page	Ref.
O-RING, 9.8X1.9	130	37	PLATE, SEPARATOR	104	7	RUBBER, CLUTCH DAMPER	72	6
O-RING, 9.8X2.4	77	36	PLUG, ADJUSTER	64	5	RUBBER, FUEL SEAL	113	8
	81	1	PLUG, AIR CLEANER DRAIN	115	11	RUBBER, FUEL TANK FR.	131	1
O-RING, FUEL PUMP	113	10	PLUG, HANDLE LEVER BRACKET	86	16	RUBBER, HEADLIGHT CASE		
O-RING, IN. PIPE	59	21		88	12	MOUNTING	130	28
	80	1	PLUG, SPARK	59	12	RUBBER, L. SIDE OUTER COVER	129	1
O-RING, THROTTLE BODY	79	4	PROTECTOR	86	10	RUBBER, MOUNTING	58	4
OUTER COMP., CLUTCH	72	1		88	6		80	1
OUTER COMP., STARTING CLUTCH	67	1	PROTECTOR A, MUFFLER	118	3		116	10
[P]			PROTECTOR COMP., MUFFLER	118	9	RUBBER, RADIATOR MOUNTING	127	1
			PROTECTOR COMP., RR. BRAKE				129	12
			HOSE	110	10	RUBBER, RR. FENDER SETTING	118	13
PACKING, MUFFLER	118	11	PROTECTOR, EX. PIPE	118	6	RUBBER, SEAL	112	2
PAD SET	107	2	PROTECTOR, SPEED SENSOR	70	11	RUBBER, SHOCK	124	5
PAD SET, RR. BRAKE	109	1	PULLER, MINI FUSE	132	2	RUBBER, STAND STOPPER	119	5
PANEL, FR. METER	93	4	PUMP ASSY., FUEL	113	1	RUBBER, STOPPER	93	1
PANEL, RR. METER	93	5	PUMP ASSY., OIL	68	1			
PGM-FI UNIT	126	20	[R]			[S]		
PIECE SET, SLIDE	71	1	RACE, STEERING BOTTOM BALL	91	2	SCREEN, OIL FILTER	76	16
PIECE, OIL LOCK	106	8	RACE, STEERING BOTTOM CONE	91	6	SCREW-WASHER, 4X12	87	23
PIN A, DOWEL, 12X16	74	13	RACE, STEERING TOP BALL	91	1		88	19
PIN A, PILLION STEP	100	7	RACE, STEERING TOP CONE	91	5	SCREW-WASHER, 4X6	130	38
PIN B	109	7	RADIATOR COMP.	129	2	SCREW-WASHER, 5X12	69	19
PIN, 10X44	69	1	RAIL ASSY., SCREEN ADJUST	131	3		79	18
PIN, HANGER	107	5	RECTIFIER ASSY., REGULATOR	125	5	SCREW-WASHER, 5X20	85	8
PIN, PISTON	78	3	RECTIFIER COMP., SILICON	125	6	SCREW-WASHER, 5X25	85	7
PIN, ROLLER GUIDE	72	10	REFLECTOR, FR. REFLEX	92	1	SCREW, BATTERY LID	104	22
PIN, SEAT HINGE	112	6	REFLECTOR, REFLEX	123	3	SCREW, BLEEDER	107	6
PIN, SPLIT, 1.6X12	112	18	RELAY COMP., POWER	125	17		109	9
PIN, SPLIT, 1.6X15	100	6				SCREW, FLAT, 4X12	87	22
PIN, SPLIT, 2.5X25	119	13	RELAY COMP., WINKER	125	16		88	18
PIPE COMP. B, FR. BRAKE	86	3	RETAINER	107	10	SCREW, OPENER SET	128	24
PIPE COMP. B, RR. BRAKE	88	3	RETAINER, FUEL PUMP	113	5	SCREW, OVAL, 6X50	90	10
PIPE COMP. C, FR. BRAKE	86	4	RETAINER, VALVE SPRING	61	13	SCREW, PAN, 3X8	68	9
PIPE COMP. C, RR. BRAKE	89	1	RING	69	12	SCREW, PAN, 5X11.5	128	32
PIPE COMP., EX.	118	4	RING SET, PISTON	78	1	SCREW, PAN, 5X12	117	8
PIPE COMP., FR. FORK	106	3	RING, BACK UP	106	4		118	21
PIPE COMP., IN.	59	5	RING, FR. PULSER	108	5	SCREW, PAN, 5X14	131	16
PIPE COMP., L. FLOOR	98	2	RING, OIL SEAL STOP	106	18	SCREW, PAN, 5X15	128	26
PIPE COMP., R. FLOOR	98	1	RING, PISTON	106	9	SCREW, PAN, 6X12	131	15
PIPE, IN.	59	5	RING, RR. PULSER	110	4	SCREW, PAN, 6X18	92	7
PIPE, SEAT	106	12	RING, SEAL	79	13	SCREW, SPECIAL, 5MM	118	14
PISTON	78	2	RING, STOPPER	107	9	SCREW, TAPPING, 3X14	83	6
	109	3	RING, STOPPER, 29.8X1.2	106	11	SCREW, TAPPING, 4X12	84	13
PISTON B, 27X35	107	15	RIVET, PLATE	128	41		105	27
PLATE ASSY., REFLECTING	83	5	RIVET, PUSH, 6MM	95	15		112	15
PLATE COMP., DRIVE	72	2		112	14	SCREW, TAPPING, 4X16	90	16
PLATE, CAM STOPPER	61	3	ROD ASSY., CONNECTING	78	4		95	20
PLATE, CLICK	131	8	ROD COMP., SWING	127	19			21
PLATE, CLUTCH SIDE	72	3	ROLLER SET, WEIGHT	71	4			97
PLATE, DIAPHRAGM	86	14	ROLLER, 3X17.8	77	53			32
	88	10	ROLLER, 4X15.8	68	13			99
PLATE, IDLE AIR CONTROL VALVE	79	10	ROLLER, GUIDE	72	11			103
PLATE, NAME	133	3	ROTOR SET, OIL PUMP	68	14			15
PLATE, OIL SEPARATOR	68	7	RUBBER B, STOPPER	127	16			105
PLATE, PILLION STEP CLICK	100	2	RUBBER C, MOUNTING	116	13			115
PLATE, PORT	65	4	RUBBER, CANISTER MOUNTING	117	2			121
PLATE, RAMP	71	6						19
PLATE, SEAT LOCK	112	13						10



PART NAME INDEX

Part name	Page	Ref.	Part name	Page	Ref.	Part name	Page	Ref.
SCREW, TAPPING, 4X16	123	12	SPANNER, PIN	132	9	TENSIONER, CAM CHAIN	64	2
	131	20	SPRING, CAM CHAIN ADJUSTER	64	6	THERMOSTAT	59	9
SCREW, TAPPING, 5X16	83	7	SPRING, CARBON BRUSH	69	9	THREAD COMP., STEERING HEAD		
	92	9	SPRING, CLICK	131	9	TOP	91	10
	97	33	SPRING, CLUTCH	72	4	THROTTLE BODY ASSY.	79	7
	122	3	SPRING, DRIVEN FACE	72	12	TIRE, FR.	108	8
SCREW, TAPPING, 5X20	115	20	SPRING, FR. FORK	106	2	TIRE, RR.	110	7
SCREW, TORX	79	11	SPRING, INNER BOX LID	97	20	TRAY, FUEL	113	7
SCREW, TORX, 5X17	79	3	SPRING, KICK STARTER STOPPER ..	100	1	TUBE A, AIR	113	22
SCREW, TORX, 5X8.7	79	2	SPRING, MAIN STAND	119	6	TUBE A, AIR INJECTION CONTROL		
SCREW, TRUSS, 5X6	84	9	SPRING, PAD	107	8	VALVE	116	2
SCREW, U-LOCK FLAT, 6X12	128	27	SPRING, REBOUND	106	5	TUBE B, AIR	113	23
SEAL SET, FR. FORK	106	13	SPRING, ROCKER ARM SIDE	61	9	TUBE B, AIR INJECTION SOLENOID		
SEAL SET, PISTON	107	1	SPRING, SEAT HINGE	112	8	VALVE	116	3
	109	2	SPRING, SEAT LOCK	96	11	TUBE, 5X200	130	41
SEAL, AIR CLEANER	115	3		112	10	TUBE, 5.3X120	77	45
		6	SPRING, SIDE STAND	119	8	TUBE, AIR	117	4
SEAL, AIR CLEANER DUCT	115	8	SPRING, VALVE	61	12	TUBE, AIR CLEANER CONNECTING ..	115	12
SEAL, BELT COVER DUCT	70	9	SPROCKET, CAM	61	5	TUBE, BATTERY DRAIN	104	10
	81	1	SPROCKET, OIL PUMP DRIVEN	68	4	TUBE, BREATHER	113	12
SEAL, DRIVEN FACE, 40X47X4 ...	73	23	STAND COMP., MAIN	119	2		115	5
SEAL, DUST	106	7	STATOR COMP.	67	3	TUBE, CHARGE	117	3
	113	6	STAY COMP., FR. COVER	127	13	TUBE, DRAIN	115	14
SEAL, EX. VALVE STEM	61	1	STAY COMP., HARNESS	116	7		117	6
SEAL, HINGE COVER	97	22	STAY COMP., IGNITION COIL	116	8	TUBE, FUEL, 4.5X90	114	26
SEAL, INNER BOX LID	97	18	STAY COMP., RR. BRAKE HOSE	89	3	TUBE, FUEL, 7.3X85	117	9
SEAL, LUGGAGE BOX	104	14	STAY COMP., WINDSCREEN	131	4	TUBE, PURGE	117	5
SEAL, MECHANICAL	66	5	STAY, FILLER NECK	59	11	TUBE, RESERVE TANK	129	5
SEAL, VALVE STEM	61	2	STAY, FUSE BOX	104	18	TUBE, VINYL, 8X12X380	113	18
SEAT COMP., DOUBLE	112	4	STAY, HARNESS	79	15	TY-RAP, CABLE	121	8
SEAT, DRIVEN FACE SPRING	72	13		130	26			
SEAT, SPRING UPPER	106	10	STAY, WIRE	79	5	[V]		
SEAT, VALVE SPRING	61	14	STEM SUB ASSY., STEERING	91	9	VALVE ASSY., AIR INJECTION		
SENSOR ASSY., AMBIENT	126	22	STEP, L. FLOOR	98	6	SOLENOID	116	9
SENSOR ASSY., BANK ANGLE	125	11	STEP, R. FLOOR	98	3	VALVE ASSY., IDLE AIR CONTROL ..	79	9
SENSOR ASSY., WATER			STOPPER, TERMINAL	69	14	VALVE ASSY., RELIEF	76	13
TEMPERATURE	59	15	STRAINER, OIL	76	10	VALVE COMP., REED	65	6
SENSOR SET	79	1	SUB HARNESS, L. FR. WINKER	121	2		75	5
SENSOR, FR. WHEEL SPEED	107	4	SUB HARNESS, R. FR. WINKER	121	1	VALVE, EX.	61	11
SENSOR, FUEL RESERVE	113	15	SUSPENSION, CONNECTOR	104	1	VALVE, IN.	61	10
SENSOR, OXYGEN	118	12	SUSPENSION, PGM-FI UNIT	126	21	VALVE, PURGE CONTROL SOLENOID ..	117	7
SENSOR, RR. WHEEL SPEED	76	20	SUSPENSION, RELAY CASE	125	15	VALVE, RELIEF	76	14
SEPARATOR, INNER BOX	97	23	SWINGARM ASSY., RR.	110	12	VALVE, RIM	108	3
SHAFT, COUNTER	74	3	SWITCH ASSY., ENGINE STOP	85	3		110	8
SHAFT, DRIVE	74	2	SWITCH ASSY., FR. STOP	86	1	[W]		
SHAFT, MAIN STAND	119	3	SWITCH ASSY., HANDLE LOCK	127	2	WASHER	69	15
SHAFT, ROCKER ARM	61	8	SWITCH ASSY., L. HANDLE STOP ..	88	1	WASHER B, HANDLE HOLDER		
SHAFT, WATER PUMP	66	8	SWITCH ASSY., OIL PRESSURE	76	19	SETTING	131	18
SHIM, TAPPET	61	16	SWITCH ASSY., SEAT OPENER	127	6	WASHER, 10MM	67	6
	62	16	SWITCH ASSY., SIDE STAND	119	1	WASHER, 10.5X29X4	71	8
	63	16	SWITCH ASSY., STARTER MAGNETIC ..	124	4	WASHER, 14X42X1	74	6
SHROUD COMP.	129	4	SWITCH ASSY., WINKER	85	4	WASHER, 16MM	110	18
SHROUD, RADIATOR	129	19	SWITCH ASSY., HANDLE LOCK	127	3	WASHER, 7.2X13X1.2	66	14
SLIDER, L. WINDSCREEN	131	7	[T]			WASHER, DRAIN PLUG, 12MM	77	40
SLIDER, R. WINDSCREEN	131	5	TANK COMP., FUEL	113	4		81	1
SOCKET ASSY.	96	3	TANK, RESERVE	129	17			
SPACER, IGNITION COIL	125	3	TAPE, BATTERY LIFT	124	6			
SPANNER, 10X14	132	7						
SPANNER, 12X14	132	8						

PART NAME INDEX

Part name	Page	Ref.	Part name	Page	Ref.	Part name	Page	Ref.
WASHER, OIL BOLT	86	20						
	88	16						
	89	7						
WASHER, PLAIN, 10MM	128	36						
WASHER, PLAIN, 5MM	77	39						
WASHER, PLAIN, 6MM	100	5						
	128	35						
WASHER, PLAIN, 8MM	112	17						
WASHER, RUBBER, 8.5X13X2.5 ...	118	7						
WASHER, SEALING, 11X19X2	64	9						
	80	1						
WASHER, SEALING, 6MM	59	19						
	66	15						
	80	1						
	81	1						
WASHER, SEALING, 8MM	77	26						
	81	1						
WASHER, SIDE, 14MM	74	7						
WASHER, SPECIAL, 12MM	59	20						
	80	1						
WASHER, SPECIAL, 8MM	106	17						
WASHER, THRUST, 11MM	68	8						
WASHER, THRUST, 12X23X2	66	16						
WEIGHT A, HANDLE	90	2						
WEIGHT SET, CLUTCH	72	5						
WEIGHT, BALANCE	108	2						
	110	6						
WHEEL SUB ASSY., FR.	108	7						
WHEEL SUB ASSY., RR.	110	5						
WINDSCREEN	131	11						
WINKER ASSY., L. FR.	121	4						
WINKER ASSY., R. FR.	121	3						
WIRE, HELMET SETTING	132	3						
WRENCH, BOX	132	10						
		11						

Jumbo-jp.com

1

FOREWORD INDEX

2

ENGINE GROUP

3

FRAME GROUP

4

PART NUMBER INDEX

5

PART NAME INDEX

Jumbo-jp.com

Jumbo-IP.com

HONDA
The Power of Dreams