

***CRF250L / M***

**CRF250L<sub>D</sub>**  
**CRF250L<sub>E</sub>**  
**CRF250M<sub>E</sub>**

**PARTS CATALOGUE**

**2**

YUMBO-JP.COM

---

FOREWORD INDEX

**1**

---

ENGINE GROUP

**2**

---

FRAME GROUP

**3**

---

PART NUMBER INDEX

**4**

---

PART NAME INDEX

**5**

---

YUMBO-JP.COM

**Instruction for use of parts catalogue**

- **This parts catalogue has been created as of April 20, 2013.**
  - Since this date, the sales practice for repair parts may have been changed or the parts may have been eliminated (listed for those not for sale).
  - The modified information is reflected on the latest Electronic Parts Catalogue (EPC). Also, refer to the parts catalogue news for any change.
  - See the parts catalogue news for any revision that is made after April 20, 2013.
- **Always specify the part number when ordering a part.**
  - Check the model, type, serial numbers, color, maker, and the size as needed before ordering a part.
  - Note that the illustrations (part drawings) can differ from the actual parts in shape. They are given just to help you to refer to the parts.
- **When modifications or additions to this parts catalogue are made, a revised edition will be issued at an appropriate time, with successively progressing revision numbers on the cover. We recommend obtaining such revisions in order to keep your parts catalogue up-to-date at all times. To check whether a parts catalogue revision has been issued, please contact your Honda distributor.**

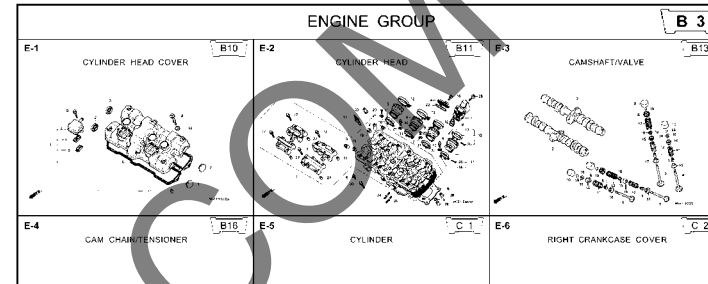
Initial version issue date  
 May 10, 2012  
**Honda Motor Co., Ltd.**

**CONTENTS**

	Page	Address No.	
● Instruction for use of parts catalogue .....	1	B 1	<b>1</b>
● How to refer to the part information .....	2	B 2	
● Part catalogue structure .....	3	B 3	
● When the parts were revised .....	4	B 4	
● Abbreviations used in the parts catalogue .....	4	B 4	
● Part block and serial number check .....	5	B 5	
● Color label attachment position check .....	5	B 5	
● Models, parts catalogue codes and applicable serial numbers .....	6	B 6	
● Color label .....	7	B 7	
● Color chart .....	8	B 8	
● Fuel hose, general purpose hoses and vinyl hose .....	14	B14	
● FLAT RATE SERVICE TIME .....	18	C 2	
● Illustrated index .....	23	C 7	
● ENGINE GROUP .....	30	D 1	<b>2</b>
● FRAME GROUP .....	53	F 1	<b>3</b>
● PART NO. INDEX .....	104	J 1	<b>4</b>
● PART NAME INDEX .....	109	K 1	<b>5</b>

How to refer to the part information

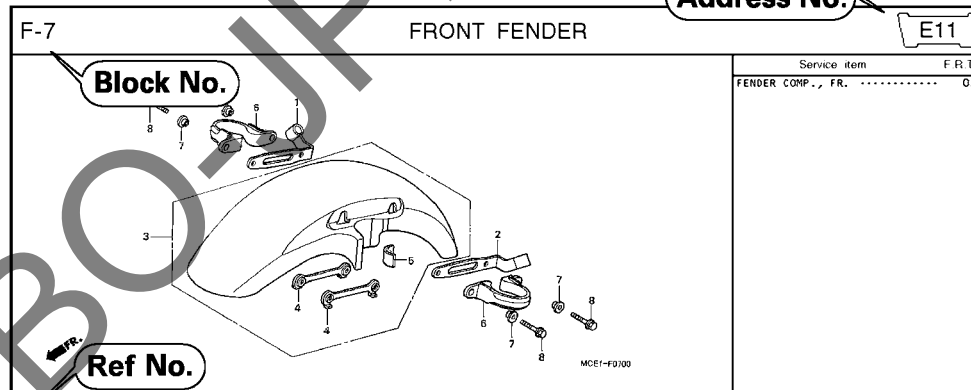
A Reference with "Illustrated index"



B Reference with "Part number index"

PART NO. INDEX							
Part Number	Address	Page	Ref.	Part Number	Address	Page	Ref.
04000				13323-MY9-751	C12	28	10
04911-MCE-000	C10	26	1	13324-MY9-751	C12	28	10
				13325-MY9-751	C12	28	10
				13327-MY9-751	C12	28	10
06000				14000			
06405-MY9-P00	F13	67	3	14100-MCE-000	B13	13	2
06405-MY9-P10	F13	67	3	14200-MCE-000	B13	13	3
06410-MY9-860	F2	56	1	14321-MCE-000	B16	16	2
06435-MCE-006	F1	55	1	14401-MCE-003	B16	16	3
06451-769-405	E13	51	2	14510-MBE-000	B16	16	4
06451-443-405	F1	55	2	14520-MY9-691	B16	16	5
06451-MA7-405	E13	51	1	14524-MY9-690	B16	16	6
06455-MCE-006	E13	51	3	14546-MCE-000	B16	16	7
				14620-MY9-691	B16	16	8
11000				14711-MCE-000	B13	13	4
11210-MCE-000	C9	25	1	14712-MCE-000	B13	13	5
11330-MCE-305	C2	18	1	14721-MCE-000	B13	13	6
11333-KT8-000	C6	22	1	14722-MCE-000	B13	13	7
11335-MCE-000	C2	18	2	14730-MCE-000	B13	13	8
11360-MCE-000	C7	23	1	14731-MCE-000	B13	13	9
11365-MCE-000	C7	23	2	14731-MY9-751	B13	13	10
11396-MY9-000	C2	18	3	14751-KY2-000	B13	13	11
11631-MCE-000	C5	21	1	14751-MCE-000	B13	13	12
11691-MY9-000	C5	21	2	14761-MCE-000	B13	13	13

Address No.



C Reference with "Part name index"

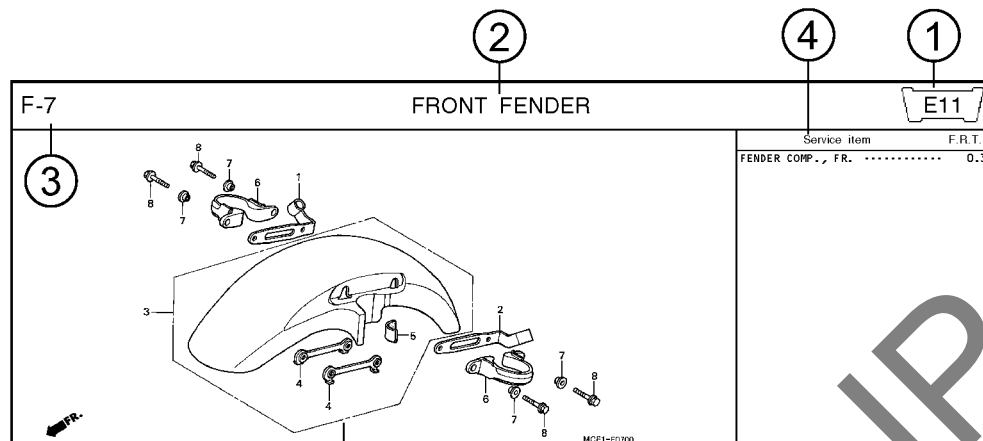
PART NAME INDEX							
Part name	Address	Page	Ref.	Part name	Address	Page	Ref.
[ A ]				BOLT , CHANG I			
ADJUSTER , CHAIN	F13	67	5	BOLT , CLUTC H			
ARM COMP. , SEA R CHANGE	F10	64	3	BOLT , CONNECT			
ARM , L MAIN STEP	F11	65	8	BOLT , DISK S			
ARM , L PILLI O STEP	F11	65	12	BOLT , DRAIN I			
ARM , R MAIN STEP	F11	65	5	BOLT , FLANG E			
ARM , R PILLI O STEP	F11	65	11	BOLT , FLANG E			
AUT O DOC K ASSY , FUEL	F4	58	2	BOLT , FLANG E			
AXLE , FR. WHEEL	E14	52	3	BOLT , FLANG E			
AXLE , RR. WHEEL	F2	56	5	BOLT , FLANG E			
[ B ]				BOLT , FLANG E			
BAG , AIR PRESSUR E GAUGE	F7	77	4	BOLT , FLANG E			
BAG , SERVICE BOOK	F7	77	5	BOLT , FLANG E			
BAG , TOOL	F7	77	3	BOLT , FLANG E			
BALL , STEEL	F11	65	20	BOLT , FLANG E			
BAND A , INSULATOR	B11	11	11	BOLT , FLANG E			
BAND B , INSULATOR	B11	11	12	BOLT , FLANG E			
BAND , AIR CLEANER CONNECTING				BOLT , FLANG E			
BAND , U-LOCK	F8	62	22	BOLT , FLANG E			
BAND , WIRE	F16	70	5	BOLT , FLANG E			
	C10	26	14				
	E5	43	21				
	G4	74	1R				

Ret No	Part No	Description	Reqd QTY	Serial No.	Parts catalogue code
			CR400 SFX SFY		
1	45156-MCE-000	CLAMPER, R. FR. BRAKE HOSE	1		
2	45157-MCE-000	CLAMPER, L. FR. BRAKE HOSE	1		
3	61100-MCE-000A	FENDER COMP., FR. *NH411*F0RCE SILVER METALLIC	1		3J,4J
			1		
	61100-MCE-000B	*PB284C*...CANDY PHOENIX BLUE	1		J,2J
4	61101-MCE-000	PLATE, FR. FENDER	2	1008000	
	61101-MCE-010	FLANGE	2		
5	61102-MCE-300	CUSHION, FR. FENDER (BLACK)	2	1008001	
6	61105-MCE-000	STAY, FR. FENDER MOUNTING	2		
7	61107-MR7-000	COLLAR (6.5)	4		
8	96001-06020-00	BOLT, FLANGE, 6X20	4		

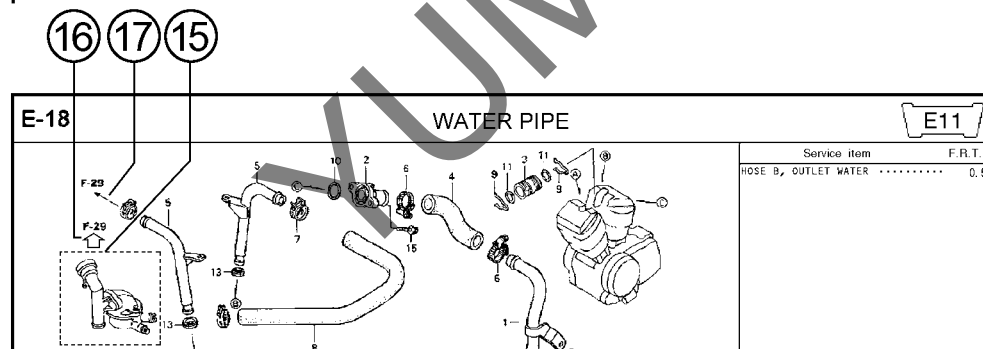
Page No.

2000.09.01 E

Part catalogue structure



Ref. No.	Part No.	Description	Reqd. QTY		Serial No.	Parts catalogue code
			CB400 SFX	SFY		
1	45156-MCE-000	CLAMPER, R. FR. BRAKE HOSE ..	1	1		
2	45157-MCE-000	CLAMPER, L. FR. BRAKE HOSE ..	1	1		
3	61100-MCE-000ZA	FENDER COMP., FR. *NH411M*FORCE SILVER METALLIC	1	-	3J, 4J	
	61100-MCE-000ZB	*PB284C*...CANDY PHOENIX BLUE	1	-	J, 2J	
4	61101-MCE-000	PLATE, FR. FENDER .....	2	2	1008000	
	61101-MCE-010	.....	2	2	1008001	
5	61102-MCE-300	CUSHION, FR. FENDER .....	2	2		
		(BLACK)				



① Address number

• Address No. is provided (in place of the page No.) to help you refer to the part with the part No. or part name.

② Block title

③ Block number

④ Service item/Flat rate time

⑤ Reference number

• Title number marked with the parenthesis or parentheses indicates that it continues from the previous page.

⑥ Part number

⑦ Honda color code

⑧ Description

⑨ Assemblies

• Sections framed with broken lines in the exploded view drawings are available as complete assemblies. (Their individual parts can also be obtained.)

⑩ Color description

⑪ Note

• Notes are shown with the parentheses in the part name column.

⑫ Required quantity

• Reqd. QTY shown in the parenthesis or parentheses indicates the optional part.

• Reqd. QTY marked with "N" indicates the optional part that should be selected as needed.

• Reqd. QTY indicates the number of the part used in the block.

⑬ Serial number

⑭ Parts catalogue code

• When the parts catalogue code column is blank, it indicates that the part is applicable to all codes.

⑮

• Parts enclosed within a dotted line are covered in a different block.


⑯

• A hollow arrow indicates the block No. for the parts enclosed within a dotted line.

⑰

• A solid arrow indicates the block No. the part in question is connected to.

**When the parts were revised**



**Abbreviations used in the parts catalogue**



Ref. No.	Part No.	Description	Reqd. QTY		Serial No.
			CB400	SFX SFY	
1	45156-MCE-000	CLAMPER, R. FR. BRAKE HOSE ..	1	1	
2	45157-MCE-000	CLAMPER, L. FR. BRAKE HOSE ..	1	1	
3	61100-MCE-000ZA	FENDER COMP., FR. *NH411M*FORCE SILVER METALLIC	1	-	-----3J,4J
	61100-MCE-000ZB	*PB284C*...CANDY PHOENIX BLUE	1	-	-----J,2J
4	61101-MCE-000	PLATE, FR. FENDER (###).....	2	2	-----1008000
	61101-MCE-010	.....	2	2	-----1008001
5	61102-MCE-300	CUSHION, FR. FENDER ..... (BLACK)	2	2	
6	61105-MCE-000	STAY, FR. FENDER MOUNTING ...	2	2	
7	61107-MR7-000	COLLAR (6.5) .....	4	4	
8	96001-06020-00	BOLT, FLANGE, 6X20 .....	4	4	

The number has been used from the initial model without revision.

When shown at the left side, it is applicable to the models of No.1008001 and the subsequent numbers.

When shown at the right side, it is applicable to the models up to No.1008000.

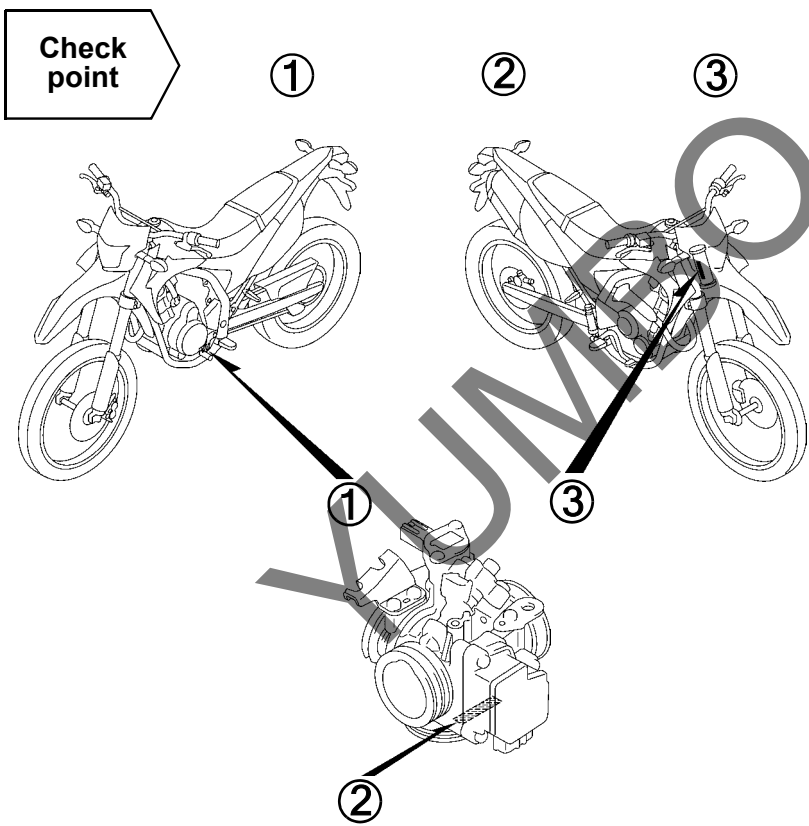
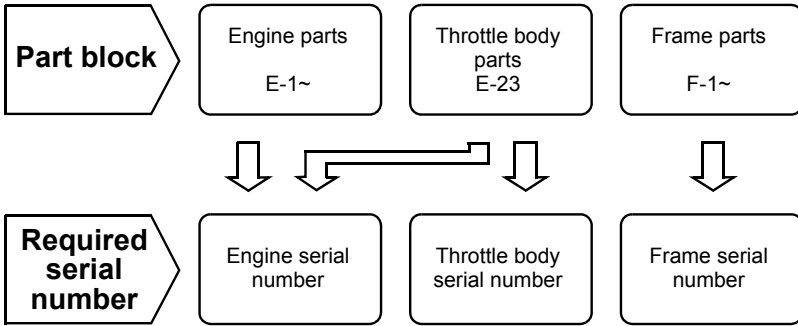
The parts listed with "###" at the end of the parts name have limited supply period (parts not for sale).

\* "L." or "R." in the description of a part stands for the LEFT hand side or the RIGHT hand side. Determine the left or right as if you were in the motorcycle seat.


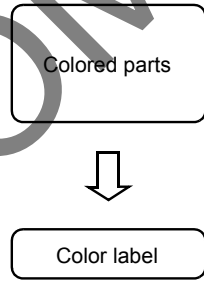
**The following abbreviations are used in this parts catalogue.**

- A ..... Ampere
- ABS ..... Anti-lock brake system
- A.C. .... Alternating current
- A.M. .... Attaching mark
- ASSY. .... Assembly
- C.D.I. .... Capacitive discharge ignition
- COMP. ... Complete
- D.C. .... Direct current
- EX. .... Exhaust
- FR. .... Front
- G ..... Gram
- HEX. .... Hexagonal
- IN. .... Inlet
- KPH ..... Kilometers per hour
- L. ....Left
- L (100L) .Link (100 Links)
- L.E.D. ....Light emitted diode
- MM .....Millimeter
- MPH .....Miles per hour
- R. ....Right
- RR. ....Rear
- STD. ....Standard
- T (22T) ...Tooth (22 Teeth)
- TCS .....Traction control system
- T.M. ....Transcript mark
- V .....Volt
- W .....Watt
- WL .....With labelling
- WOL .....Without labelling

Part block and serial number check



Color label attachment position check



### Models, parts catalogue codes and applicable serial numbers

Models, parts catalogue codes and applicable serial Nos. given in this parts catalogue can be identified as follows.

Parts with parts catalogue codes are exclusive for models destined for countries designated.

If no area codes are listed, parts are for common use.

Model	Area code	Type	Applicable engine serial No.	Applicable frame serial No.	Applicable throttle body identification No.
CRF250Ld	2BR	Brazil	MD38E-1000001~1099999	MLHMD389*D5000001~D5099999	GQ32A A
	BR				
	E	England	MD38E-2000001~2099999	MLHMD38A*D5000001~D5099999	
	ED	European direct sales			
	F	France			
	LA	Latin America	MD38E-1000001~1099999	MLHMD389*D5000001~D5099999	
	PH	Philippines	MD38E-2000001~2099999		
U	Australia	MLHMD38U*D5000001~D5099999			
CRF250LE	KO	Korea	MD38E-2100001~	MLHND38K*D5000001~	GQ32A A
CRF250ME	2ED	European direct sales	MD38E-2100001~	MLHND38B*E5000001~	GQ32A A
	3E	England			
	E				
	ED	European direct sales			

\* Of carburetor/throttle body identification numbers, only the portions underlined in the example below are used for registration.

GQ32A A KC 7

**Color label**

- When ordering parts, check the model name, main color, and code by observing the “COLOR LABEL” on the vehicle.
- When ordering a colored part, use the color chart in the instruction for use of parts catalogue.

<p><b>VFR800FIW</b></p> <p>COLOR <b>R-157</b></p> <p>CODE <b>R157</b></p>		MODEL		VFR800FIW			
		COLOR	Sparkling silver metallic	Mute black metallic	Applicable model		Applicable Re
	No.	CODE	NH-295M	NH-359M	Initial applicable model	Final applicable model	
	Name of colored parts	Basic part No.	NH295	NH359			
1							
2							
3							
4							
5							
6							
7							
8							
9							
10							

YUMBO-JP.COM

## Color chart

- When ordering a colored part, refer to the chart below and use a part number consisting of the relevant basic part number to which has been added a part color code.

CRF250L (CRF250LD).....2BR,BR

No.	MODEL		CRF250LD				
	COLOR		Extreme red	Applicable model		Applicable block No.	Ref. No.
	CODE		R-292R	Initial applicable model	Final applicable model		
	Name of colored parts	Basic part No.	R292				
1	BODY COMP., FRAME	50100-KZZ-900	ZB			F-39	4
2	BODY COMP., RR. FRAME	50200-KZZ-900	ZB			F-39	6
3	COVER, FR. MUFFLER	18360-KZZ-900	ZB			F-27	10
4	COVER, L. SIDE	83601-KZZ-900	ZC			F-24	5
5	COVER, R. SIDE	83501-KZZ-900	ZC			F-24	3
6	COVER, TOOL BOX	83602-KZZ-900	ZB			F-24	6
7	FENDER SET, RR.	80010-KZZ-900	ZD			F-34	6
8	FENDER SUB ASSY., FR.	61200-KZZ-900	ZB			F-10	2
9	MARK, HONDA	86101-KZZ-900	ZC			F-50	1
10	MARK, HONDA	86102-KZZ-900	ZC			F-50	2
11	PROTECTOR, L. FR. FORK	51620-KZZ-900	ZC			F-11	23
12	PROTECTOR, R. FR. FORK	51610-KZZ-900	ZC			F-11	22
13	SEAT ASSY., DOUBLE	77200-KZZ-900	ZD			F-23	1
14	SHROUD SET, L. FR.	19090-KZZ-900	ZD			F-22	4
15	SHROUD SET, L. RR.	19095-KZZ-900	ZD			F-22	5

## CRF250L (CRF250LD).....2BR,BR

No.	MODEL		CRF250LD				
	COLOR		Extreme red	Applicable model		Applicable block No.	Ref. No.
	CODE		R-292R	Initial applicable model	Final applicable model		
	Name of colored parts	Basic part No.	R292				
16	SHROUD SET, R. FR.	19070-KZZ-900	ZD			F-22	2
17	SHROUD SET, R. RR.	19075-KZZ-900	ZD			F-22	3
18	STRIPE, L. FR. SHROUD	86192-KZZ-900	ZD			F-50	4
19	STRIPE, L. RR. SHROUD	86194-KZZ-900	ZD			F-50	6
20	STRIPE, R. FR. SHROUD	86191-KZZ-900	ZD			F-50	3
21	STRIPE, R. RR. SHROUD	86193-KZZ-900	ZD			F-50	5
22	TANK ASSY., FUEL	17500-KZZ-900	ZB			F-21	2
23	VISOR SET, FR.	61140-KZZ-900	ZD			F-1	9

## CRF250L (CRF250LD).....E,ED,F,LA,PH,U

No.	MODEL		CRF250LD				Ref. No.
	COLOR		Extreme red	Applicable model		Applicable block No.	
	CODE		R-292R	Initial applicable model	Final applicable model		
	Name of colored parts	Basic part No.	R292				
1	BODY COMP., FRAME	50100-KZZ-900	ZB			F-39	4
2	BODY COMP., RR. FRAME	50200-KZZ-900	ZB			F-39	6
3	COVER, FR. MUFFLER	18360-KZZ-900	ZB			F-27	10
4	COVER, L. SIDE	83601-KZZ-900	ZC			F-24	5
5	COVER, R. SIDE	83501-KZZ-900	ZC			F-24	3
6	COVER, TOOL BOX	83602-KZZ-900	ZB			F-24	6
7	FENDER SET, RR.	80010-KZZ-900	ZD			F-34	6
8	FENDER SUB ASSY., FR.	61200-KZZ-900	ZB			F-10	2
9	MARK, HONDA	86101-KZZ-900	ZC			F-50	1
10	MARK, HONDA	86102-KZZ-900	ZC			F-50	2
11	PROTECTOR, L. FR. FORK	51620-KZZ-900	ZC			F-11	23
12	PROTECTOR, R. FR. FORK	51610-KZZ-900	ZC			F-11	22
13	SEAT ASSY., DOUBLE	77200-KZZ-900	ZD			F-23	1
14	SHROUD SET, L. FR.	19090-KZZ-900	ZD			F-22	4
15	SHROUD SET, L. RR.	19095-KZZ-900	ZD			F-22	5
16	SHROUD SET, R. FR.	19070-KZZ-900	ZD			F-22	2
17	SHROUD SET, R. RR.	19075-KZZ-900	ZD			F-22	3
18	STRIPE, L. FR. SHROUD	86192-KZZ-900	ZD			F-50	4
19	STRIPE, L. RR. SHROUD	86194-KZZ-900	ZD			F-50	6
20	STRIPE, R. FR. SHROUD	86191-KZZ-900	ZD			F-50	3
21	STRIPE, R. RR. SHROUD	86193-KZZ-900	ZD			F-50	5
22	TANK ASSY., FUEL	17500-KZZ-900	ZB			F-21	2
23	VISOR SET, FR.	61140-KZZ-900	ZD			F-1	9

## CRF250L (CRF250LE)

No.	MODEL		CRF250LE				Ref. No.
	COLOR		Extreme red	Applicable model		Applicable block No.	
	CODE		R-292R	Initial applicable model	Final applicable model		
	Name of colored parts	Basic part No.	R292				
1	BODY COMP., FRAME	50100-KZZ-900	ZB			F-39	4
2	BODY COMP., RR. FRAME	50200-KZZ-900	ZB			F-39	6
3	COVER, FR. MUFFLER	18360-KZZ-900	ZB			F-27	10
4	COVER, L. SIDE	83601-KZZ-900	ZC			F-24	5
5	COVER, R. SIDE	83501-KZZ-900	ZC			F-24	3
6	COVER, TOOL BOX	83602-KZZ-900	ZB			F-24	6
7	FENDER SET, RR.	80010-KZZ-900	ZD			F-34	6
8	FENDER SUB ASSY., FR.	61200-KZZ-900	ZB			F-10	2
9	MARK, HONDA	86101-KZZ-900	ZC			F-50	1
10	MARK, HONDA	86102-KZZ-900	ZC			F-50	2
11	PROTECTOR, L. FR. FORK	51620-KZZ-900	ZC			F-11	23
12	PROTECTOR, R. FR. FORK	51610-KZZ-900	ZC			F-11	22
13	SEAT ASSY., DOUBLE	77200-KZZ-900	ZD			F-23	1
14	SHROUD SET, L. FR.	19090-KZZ-900	ZD			F-22	4
15	SHROUD SET, L. RR.	19095-KZZ-900	ZD			F-22	5
16	SHROUD SET, R. FR.	19070-KZZ-900	ZD			F-22	2
17	SHROUD SET, R. RR.	19075-KZZ-900	ZD			F-22	3
18	STRIPE, L. FR. SHROUD	86192-KZZ-900	ZD			F-50	4
19	STRIPE, L. RR. SHROUD	86194-KZZ-900	ZD			F-50	6
20	STRIPE, R. FR. SHROUD	86191-KZZ-900	ZD			F-50	3
21	STRIPE, R. RR. SHROUD	86193-KZZ-900	ZD			F-50	5
22	TANK ASSY., FUEL	17500-KZZ-900	ZB			F-21	2
23	VISOR SET, FR.	61140-KZZ-900	ZD			F-1	9

## CRF250M (CRF250ME)

No.	MODEL		CRF250ME					Ref. No.
	COLOR		Extreme red	Black	Applicable model		Applicable block No.	
	CODE		R-292R	NH-1	Initial applicable model	Final applicable model		
	Name of colored parts	Basic part No.	R292	NH1				
1	BODY COMP., FRAME	50100-KZZ-900	ZC	ZC			F-39	4
2	BODY COMP., RR. FRAME	50200-KZZ-900	ZC	ZC			F-39	6
3	COVER SET, L. SIDE	83600-KZZ-A20	ZB	-			F-24	18
4	COVER SET, R. SIDE	83500-KZZ-A20	ZB	-			F-24	17
5	COVER, FR. MUFFLER	18360-KZZ-900	ZC	ZC			F-27	10
6	COVER, L. SIDE	83601-KZZ-900	-	ZD			F-24	5
7	COVER, R. SIDE	83501-KZZ-900	-	ZD			F-24	3
8	COVER, TOOL BOX	83602-KZZ-900	ZC	ZC			F-24	6
9	FENDER SET, RR.	80010-KZZ-A20	ZB	ZA			F-34	6
10	FENDER SUB ASSY., FR.	61200-KZZ-900	ZB	ZD			F-10	2
11	MARK, HONDA	86101-KZZ-A20	ZA	ZA			F-50-1	1
12	MARK, HONDA	86102-KZZ-A20	ZA	ZA			F-50-1	2
13	SEAT ASSY., DOUBLE	77200-KZZ-900	ZB	-			F-23	1
14	SEAT ASSY., DOUBLE	77200-KZZ-A20	-	ZA			F-23	1
15	SHROUD SET, L. FR.	19090-KZZ-A20	ZB	ZA			F-22	4
16	SHROUD SET, L. RR.	19095-KZZ-A20	ZB	ZA			F-22	5
17	SHROUD SET, R. FR.	19070-KZZ-A20	ZB	ZA			F-22	2
18	SHROUD SET, R. RR.	19075-KZZ-A20	ZB	ZA			F-22	3
19	STRIPE, L. FR. SHROUD	86192-KZZ-A20	ZB	ZA			F-50-1	4
20	STRIPE, L. RR. FENDER	86802-KZZ-A20	ZB	ZA			F-50-1	8

## CRF250M (CRF250ME)

No.	MODEL		CRF250ME					Ref. No.
	COLOR		Extreme red	Black	Applicable model		Applicable block No.	
	CODE		R-292R	NH-1	Initial applicable model	Final applicable model		
	Name of colored parts	Basic part No.	R292	NH1				
21	STRIPE, L. RR. SHROUD	86194-KZZ-A20	ZB	ZA			F-50-1	6
22	STRIPE, L. SIDE COVER	86832-KZZ-A20	ZA	-			F-50-1	10
23	STRIPE, R. FR. SHROUD	86191-KZZ-A20	ZB	ZA			F-50-1	3
24	STRIPE, R. RR. FENDER	86801-KZZ-A20	ZB	ZA			F-50-1	7
25	STRIPE, R. RR. SHROUD	86193-KZZ-A20	ZB	ZA			F-50-1	5
26	STRIPE, R. SIDE COVER	86831-KZZ-A20	ZA	-			F-50-1	9
27	TANK ASSY., FUEL	17500-KZZ-900	ZC	ZC			F-21	2
28	VISOR SET, FR.	61140-KZZ-A20	ZA	ZA			F-1	9

## Fuel hose, general purpose hoses and vinyl hose

1

- The standard part fuel hose, general purpose hose and vinyl hose may be substituted by the coiled bulk part.
- When ordering the standard part fuel hose, general purpose hose and vinyl hose use the bulk part number written in the parts catalogue in brackets ( ) underneath the part name, or use the catalogue below.  
(The bulk part standard length is 1 m, however, those displayed in the catalogue < > are available in 3 m and 8 m lengths.)
- When exchanging the hose, cut and use at the specified length as mentioned in the part name.  
(For the method of cutting the bulk part, and method of filling out orders etc., please refer to the service manual and the instructions issued with the bulk part.)
- The list below is a catalogue of the standard part numbers and bulk part numbers. Note that those numbers are applicable to the listed replacement parts only.

Fuel hoses/Tubes			
Standard part No.	Bulk part No.	Bulk part	
		Inner diameter (mm)	Length (m)
95001-30xxx-2x	95001-30001-20M	3.0	1
95001-30xxx-3x	95001-30001-30M	3.0	1
95001-30xxx-4x	95001-30001-40M	3.0	1
95001-35xxx-2x	95001-35001-50M <95001-35003-50M>	3.5	1 3
95001-35xxx-3x	95001-35001-60M <95001-35003-60M>	3.5	1 3
95001-35xxx-4x	95001-35001-60M <95001-35003-60M>	3.5	1 3
95001-35xxx-5x	95001-35001-50M <95001-35003-50M>	3.5	1 3
95001-35xxx-6x	95001-35001-60M <95001-35003-60M>	3.5	1 3
95001-45xxx-2x	95001-45001-50M <95001-45003-50M>	4.5	1 3
95001-45xxx-3x	95001-45001-60M <95001-45003-60M> <95001-45008-60M>	4.5	1 3 8
95001-45xxx-4x	95001-45001-60M <95001-45003-60M> <95001-45008-60M>	4.5	1 3 8
95001-45xxx-5x	95001-45001-50M <95001-45003-50M>	4.5	1 3
95001-45xxx-6x	95001-45001-60M <95001-45003-60M> <95001-45008-60M>	4.5	1 3 8
95001-55xxx-2x	95001-55001-50M <95001-55003-50M> <95001-55008-50M>	5.5	1 3 8

Fuel hoses/Tubes			
Standard part No.	Bulk part No.	Bulk part	
		Inner diameter (mm)	Length (m)
95001-55xxx-3x	95001-55001-60M <95001-55003-60M> <95001-55008-60M>	5.5	1 3 8
95001-55xxx-4x	95001-55001-60M <95001-55003-60M> <95001-55008-60M>	5.5	1 3 8
95001-55xxx-5x	95001-55001-50M <95001-55003-50M> <95001-55008-50M>	5.5	1 3 8
95001-55xxx-6x	95001-55001-60M <95001-55003-60M> <95001-55008-60M>	5.5	1 3 8
95001-75xxx-2x	95001-75001-50M <95001-75003-50M>	7.5	1 3
95001-75xxx-3x	95001-75001-60M <95001-75003-60M> <95001-75008-60M>	7.5	1 3 8
95001-75xxx-4x	95001-75001-60M <95001-75003-60M> <95001-75008-60M>	7.5	1 3 8
95001-75xxx-5x	95001-75001-50M <95001-75003-50M>	7.5	1 3
95001-75xxx-6x	95001-75001-60M <95001-75003-60M> <95001-75008-60M>	7.5	1 3 8
95001-80xxx-2x	95001-80001-50M	8.0	1
95001-80xxx-3x	95001-80001-60M	8.0	1
95001-80xxx-4x	95001-80001-60M	8.0	1
95001-80xxx-5x	95001-80001-50M	8.0	1
95001-80xxx-6x	95001-80001-60M	8.0	1

Vinyl tube				
Standard part No.	Bulk part No.	Bulk part		
		Inner dia- meter (mm)	Outer dia-meter (mm)	Length (m)
95003-01xxx-3x	95003-01001-60M <95003-01003-60M>	2.9	6.8	1 3
95003-01xxx-60	95003-01001-60M <95003-01003-60M>	2.9	6.8	1 3
95003-03xxx-3x	95003-03001-60M <95003-03003-60M>	3.0	6.0	1 3
95003-03xxx-60	95003-03001-60M <95003-03003-60M>	3.0	6.0	1 3
95003-05xxx-3x	95003-05001-60M <95003-05003-60M> <95003-05008-60M>	3.5	6.5	1 3 8
95003-05xxx-60	95003-05001-60M <95003-05003-60M> <95003-05008-60M>	3.5	6.5	1 3 8
95003-07xxx-1x	95003-07001-10M <95003-07003-10M> <95003-07008-10M>	4.0	7.0	1 3 8
95003-07xxx-20	95003-07001-10M <95003-07003-10M> <95003-07008-10M>	4.0	7.0	1 3 8
95003-07xxx-3x	95003-07001-60M <95003-07003-60M> <95003-07008-60M>	4.0	7.0	1 3 8
95003-07xxx-60	95003-07001-60M <95003-07003-60M> <95003-07008-60M>	4.0	7.0	1 3 8
95003-07xxx-7x	95003-07001-70M <95003-07003-70M> <95003-07008-70M>	4.0	7.0	1 3 8
95003-08xxx-1x	95003-08001-10M <95003-08003-10M> <95003-08008-10M>	4.5	6.5	1 3 8
95003-09xxx-3x	95003-09001-60M <95003-09003-60M>	4.5	8.0	1 3
95003-09xxx-60	95003-09001-60M <95003-09003-60M>	4.5	8.0	1 3
95003-10xxx-1x	95003-10001-10M <95003-10003-10M>	5.0	8.0	1 3
95003-10xxx-20	95003-10001-10M <95003-10003-10M>	5.0	8.0	1 3
95003-10xxx-3x	95003-10001-60M <95003-10003-60M>	5.0	8.0	1 3
95003-10xxx-60	95003-10001-60M <95003-10003-60M>	5.0	8.0	1 3
95003-11xxx-3x	95003-11001-60M <95003-11003-60M> <95003-11008-60M>	5.0	9.0	1 3 8
95003-11xxx-60	95003-11001-60M <95003-11003-60M> <95003-11008-60M>	5.0	9.0	1 3 8
95003-12xxx-1x	95003-12001-10M <95003-12003-10M> <95003-12008-10M>	5.0	7.0	1 3 8
95003-12xxx-20	95003-12001-10M <95003-12003-10M> <95003-12008-10M>	5.0	7.0	1 3 8

Vinyl tube				
Standard part No.	Bulk part No.	Bulk part		
		Inner dia- meter (mm)	Outer dia-meter (mm)	Length (m)
95003-14xxx-1x	95003-14001-10M <95003-14003-10M>	6.0	9.0	1 3
95003-14xxx-20	95003-14001-10M <95003-14003-10M>	6.0	9.0	1 3
95003-14xxx-3x	95003-14001-60M <95003-14003-60M>	6.0	9.0	1 3
95003-17xxx-1x	95003-17001-10M <95003-17003-10M>	7.0	9.0	1 3
95003-19xxx-1x	95003-19001-10M <95003-19003-10M> <95003-19008-10M>	7.0	11.0	1 3 8
95003-19xxx-20	95003-19001-10M <95003-19003-10M> <95003-19008-10M>	7.0	11.0	1 3 8
95003-19xxx-3x	95003-19001-60M <95003-19003-60M> <95003-19008-60M>	7.0	11.0	1 3 8
95003-19xxx-60	95003-19001-60M <95003-19003-60M> <95003-19008-60M>	7.0	11.0	1 3 8
95003-21xxx-1x	95003-21001-10M <95003-21003-10M>	8.0	9.0	1 3
95003-21xxx-20	95003-21001-10M <95003-21003-10M>	8.0	9.0	1 3
95003-23xxx-1x	95003-23001-10M <95003-23003-10M>	8.0	12.0	1 3
95003-23xxx-20	95003-23001-10M <95003-23003-10M>	8.0	12.0	1 3
95003-23xxx-3x	95003-23001-60M <95003-23003-60M> <95003-23008-60M>	8.0	12.0	1 3 8
95003-23xxx-60	95003-23001-60M <95003-23003-60M> <95003-23008-60M>	8.0	12.0	1 3 8
95003-25xxx-1x	95003-25001-10M <95003-25003-10M>	9.0	11.0	1 3
95003-25xxx-20	95003-25001-10M <95003-25003-10M>	9.0	11.0	1 3
95003-25xxx-3x	95003-25001-60M <95003-25003-60M>	9.0	11.0	1 3
95003-25xxx-7x	95003-25001-70M <95003-25003-70M>	9.0	11.0	1 3
95003-27xxx-1x	95003-27001-10M <95003-27003-10M>	9.0	13.0	1 3
95003-27xxx-20	95003-27001-10M <95003-27003-10M>	9.0	13.0	1 3
95003-27xxx-3x	95003-27001-60M <95003-27003-60M>	9.0	13.0	1 3
95003-27xxx-60	95003-27001-60M <95003-27003-60M>	9.0	13.0	1 3
95003-33xxx-1x	95003-33001-10M <95003-33003-10M>	10.0	14.0	1 3
95003-33xxx-20	95003-33001-10M <95003-33003-10M>	10.0	14.0	1 3

Vinyl tube				
Standard part No.	Bulk part No.	Bulk part		
		Inner dia- meter (mm)	Outer dia-meter (mm)	Length (m)
95003-36xxx-1x	95003-36001-10M <95003-36003-10M> <95003-36008-10M>	11.0	13.0	1 3 8
95003-36xxx-20	95003-36001-10M <95003-36003-10M> <95003-36008-10M>	11.0	13.0	1 3 8
95003-37xxx-3x	95003-37001-60M <95003-37003-60M>	11.0	15.0	1 3
95003-37xxx-60	95003-37001-60M <95003-37003-60M>	11.0	15.0	1 3
95003-38xxx-1x	95003-38001-10M <95003-38003-10M>	12.0	13.0	1 3
95003-38xxx-20	95003-38001-10M <95003-38003-10M>	12.0	13.0	1 3
95003-39xxx-1x	95003-39001-10M <95003-39003-10M>	12.0	14.0	1 3
95003-39xxx-20	95003-39001-10M <95003-39003-10M>	12.0	14.0	1 3
95003-40xxx-20	95003-40001-10M <95003-40003-10M>	12.0	16.0	1 3
95003-40xxx-3x	95003-40001-60M <95003-40003-60M>	12.0	16.0	1 3
95003-40xxx-60	95003-40001-60M <95003-40003-60M>	12.0	16.0	1 3
95003-43xxx-1x	95003-43001-10M <95003-43003-10M> <95003-43008-10M>	13.0	15.0	1 3 8
95003-43xxx-20	95003-43001-10M <95003-43003-10M> <95003-43008-10M>	13.0	15.0	1 3 8
95003-45xxx-1x	95003-45001-10M <95003-45003-10M> <95003-45008-10M>	14.0	18.0	1 3 8
95003-45xxx-20	95003-45001-10M <95003-45003-10M> <95003-45008-10M>	14.0	18.0	1 3 8
95003-50xxx-1x	95003-50001-10M <95003-50003-10M>	16.0	19.0	1 3
95003-50xxx-20	95003-50001-10M <95003-50003-10M>	16.0	19.0	1 3
95003-50xxx-3x	95003-50001-60M <95003-50003-60M>	16.0	19.0	1 3
95003-55xxx-1x	95003-55001-10M <95003-55003-10M>	17.5	20.5	1 3
95003-55xxx-20	95003-55001-10M <95003-55003-10M>	17.5	20.5	1 3
95003-60xxx-1x	95003-60001-10M <95003-60003-10M>	22.0	27.0	1 3
95003-60xxx-20	95003-60001-10M <95003-60003-10M>	22.0	27.0	1 3
95003-60xxx-3x	95003-60001-60M <95003-60003-60M>	22.0	27.0	1 3
95003-60xxx-60	95003-60001-60M <95003-60003-60M>	22.0	27.0	1 3

General purpose hoses			
Standard part No.	Bulk part No.	Bulk part	
		Inner diameter (mm)	Length (m)
95005-11xxx-3x	95005-11001-30M	11.0	1
95005-11xxx-5x	95005-11001-50M	11.0	1
95005-12xxx-1x	95005-12001-10M <95005-12003-10M>	12.0	1 3
95005-12xxx-2x	95005-12001-20M	12.0	1
95005-12xxx-3x	95005-12001-30M	12.0	1
95005-12xxx-5x	95005-12001-50M	12.0	1
95005-14xxx-1x	95005-14001-10M	14.0	1
95005-14xxx-2x	95005-14001-20M <95005-14003-20M>	14.0	1 3
95005-14xxx-3x	95005-14001-30M	14.0	1
95005-14xxx-5x	95005-14001-50M	14.0	1
95005-17xxx-1x	95005-17001-10M	17.0	1
95005-17xxx-2x	95005-17001-20M	17.0	1
95005-17xxx-3x	95005-17001-30M	17.0	1
95005-17xxx-5x	95005-17001-50M	17.0	1
95005-30xxx-3x	95005-30001-30M	3.0	1
95005-30xxx-5x	95005-30001-50M	3.0	1
95005-35xxx-1x	95005-35001-10M <95005-35003-10M> <95005-35008-10M>	3.5	1 3 8
95005-35xxx-2x	95005-35001-20M	3.5	1
95005-35xxx-3x	95005-35001-30M	3.5	1
95005-35xxx-4x	95005-35001-10M <95005-35003-10M> <95005-35008-10M>	3.5	1 3 8
95005-35xxx-5x	95005-35001-50M	3.5	1
95005-45xxx-1x	95005-45001-10M <95005-45003-10M> <95005-45008-10M>	4.5	1 3 8
95005-45xxx-2x	95005-45001-20M	4.5	1
95005-45xxx-3x	95005-45001-30M	4.5	1

General purpose hoses			
Standard part No.	Bulk part No.	Bulk part	
		Inner diameter (mm)	Length (m)
95005-45xxx-4x	95005-45001-10M <95005-45003-10M> <95005-45008-10M>	4.5	1 3 8
95005-45xxx-5x	95005-45001-50M	4.5	1
95005-50xxx-3x	95005-50001-30M <95005-50003-30M>	5.0	1 3
95005-50xxx-5x	95005-50001-50M	5.0	1
95005-55xxx-1x	95005-55001-10M <95005-55003-10M> <95005-55008-10M>	5.3	1 3 8
95005-55xxx-2x	95005-55001-20M <95005-55003-20M>	5.3	1 3
95005-55xxx-4x	95005-55001-10M <95005-55003-10M> <95005-55008-10M>	5.3	1 3 8
95005-65xxx-1x	95005-65001-10M <95005-65003-10M>	6.5	1 3
95005-65xxx-2x	95005-65001-20M	6.5	1
95005-70xxx-3x	95005-70001-30M <95005-70003-30M>	7.0	1 3
95005-70xxx-5x	95005-70001-50M	7.0	1
95005-75xxx-1x	95005-75001-10M <95005-75003-10M>	7.3	1 3
95005-75xxx-2x	95005-75001-20M	7.3	1
95005-80xxx-1x	95005-80001-10M <95005-80003-10M>	8.0	1 3
95005-80xxx-2x	95005-80001-20M	8.0	1
95005-80xxx-3x	95005-80001-30M	8.0	1
95005-80xxx-5x	95005-80001-50M	8.0	1
95005-91xxx-3x	95005-91001-30M	12.0	1
95005-91xxx-5x	95005-91001-50M	12.0	1
95005-92xxx-3x	95005-92001-30M	12.0	1
95005-92xxx-5x	95005-92001-50M	12.0	1

NOTE: X is displayed to represent the omitted numerals and letters of the roman alphabet.

⊙ **CAUTION: It is DANGEROUS to confuse the fuel hose with the general purpose hose or vinyl hose.**

Never use a general purpose hose or vinyl hose in place of a fuel hose or vice versa. Always use the correct bulk part in the parts catalogue, according to the service manual or the instructions issued with the bulk part.

• Bulk part number of fuel hose, general purpose hose and vinyl hose.

(Example)

9 5 0 0 1 - 7 5 0 0 1 - 5 0 M

**Bulk part number:** Refers to the bulk part.

**Marking code (hose type):** (fuel hose and general purpose hose)

**Change code (for added hose):** (Vinyl hose)

- Indicates number mark or change sequence, however, the code for the bulk part must be strictly 0 (zero).

**Types of code:**

- Fuel hose
  - 2: Red outside braid (3 mm inside dia. only)
  - 5: Black inside braid
  - 3: Red (3 mm inside dia. only)
  - 4: Ash gray with red stripe (3 mm inside dia. only)
  - 6: Black

- Vinyl hose
  - 1: Clear
  - 2: Black
  - 3: Light red
  - 6: Light red
  - 7: Pale black

- General hose
  - 1: Ash gray
  - 2: Ash gray
  - 3: Black
  - 5: Black

**Lengths:** 001: 1 m (standard)  
003: 3 m  
008: 8 m

**I.D code:** (fuel hose and general purpose hose)

- |                    |                                |
|--------------------|--------------------------------|
| 30: 3.0 mm         | 11: 11 mm                      |
| 35: 3.5 mm         | 91: 12 mm (outside dia. 15) mm |
| 45: 4.5 mm         | 92: 12 mm (outside dia. 16) mm |
| 50: 5.0 mm         | 12: 12 mm (outside dia. 17) mm |
| 55: 5.3 mm, 5.5 mm | 14: 14 mm                      |
| 65: 6.5 mm         | 17: 17 mm                      |
| 70: 7.0 mm         |                                |
| 75: 7.3 mm, 7.5 mm |                                |
| 80: 8.0 mm         |                                |

**ID./OD. code:** (vinyl hose)

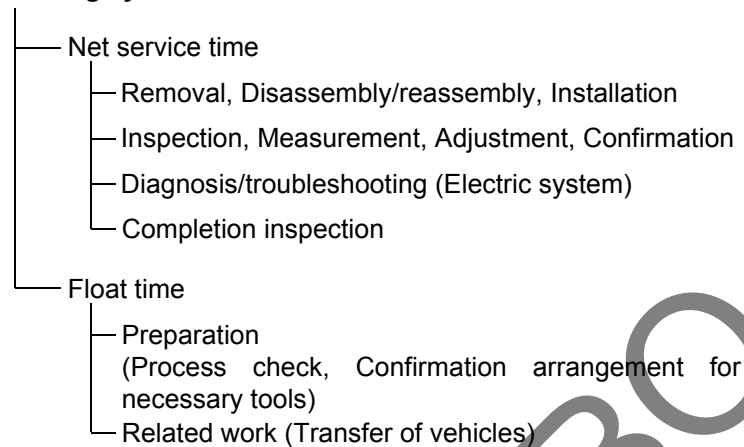
- |                         |                           |                           |
|-------------------------|---------------------------|---------------------------|
| 01: ID. 2.9, OD. 6.8 mm | 14: ID. 6.0, OD. 9.0 mm   | 37: ID. 11.0, OD. 15.0 mm |
| 03: ID. 3.0, OD. 6.0 mm | 17: ID. 7.0, OD. 9.0 mm   | 38: ID. 12.0, OD. 13.0 mm |
| 05: ID. 3.5, OD. 6.5 mm | 19: ID. 7.0, OD. 11.0 mm  | 39: ID. 12.0, OD. 14.0 mm |
| 07: ID. 4.0, OD. 7.0 mm | 21: ID. 8.0, OD. 9.0 mm   | 40: ID. 12.0, OD. 16.0 mm |
| 08: ID. 4.5, OD. 6.5 mm | 23: ID. 8.0, OD. 12.0 mm  | 43: ID. 13.0, OD. 15.0 mm |
| 09: ID. 4.5, OD. 8.0 mm | 25: ID. 9.0, OD. 11.0 mm  | 45: ID. 14.0, OD. 18.0 mm |
| 12: ID. 5.0, OD. 7.0 mm | 27: ID. 9.0, OD. 13.0 mm  | 50: ID. 16.0, OD. 19.0 mm |
| 10: ID. 5.0, OD. 8.0 mm | 33: ID. 10.0, OD. 14.0 mm | 55: ID. 17.5, OD. 20.5 mm |
| 11: ID. 5.0, OD. 9.0 mm | 36: ID. 11.0, OD. 13.0 mm | 60: ID. 22.0, OD. 27.0 mm |

**Hose type:** 1: Fuel hose  
3: Vinyl hose  
5: General hose

## FLAT RATE SERVICE TIME

Flat rate service time (FRT) means the standard time required to service a MC, which is listed in this manual to help the dealers control the actual working process and calculate the service charge by using it as a guide.

### FRT setting system



\* Float time is set by multiplying the net service time by a given coefficient.

### Editorial style

The service items shown in the text are listed with the exchange work time for the repair sales parts as the subject. Other representative service items not using repair parts (removal/installation, adjustment, inspection/measuring, and other work) are listed collectively in the list in the preface, classified according to the work.

### FRT setting standard

- Decimal system (in unit of 0.1) is adopted to set FRT as it is convenient to calculate the wage.  
Example: (0.1) → 6 minutes, (0.2) → 12 minutes  
[Labor cost per hour] x [FRT] = [Wage]
- FRT is set with a hand tool.
- Service items and FRT can be subject to change depending on development of tools and service equipment and improvement in service procedure.

**Work procedure**

- As the work procedure is set with the work time according to the method in the separate Service Manual, refer to this Manual as required.
- Work methods permitting servicing in the shortest time still permitting assurance of safe work and product warranty are used for the setting of service items not listed in the Service Manual.
- Work basically is to be performed by one person, and when two or more people are required, setting is done as the total time for the number of people.
- The set value for the technological level of the workers uses a person with three years of experience in the repair of Honda vehicles as the standard.
- Special tools and service equipment used to set FRT are those specified or recommended in Service Manual.

**Service item whose FRT is not presented**

- Accessories and service parts that are not listed to use in this manual.
- Locations with little aging deterioration or breakage during normal use.
- Service work that can be finished by one touch.
- Service work that is seldom done (i.e. extremely small causes of trouble and service frequency).

\* When FRT is not presented, please calculate wages based on appropriate actual work time

**Operation not included of FRT**

- Oil and coolant water draining, Waiting time for warming up operation and etc..
- Additional operation that involves removal/installation of standard exterior equipment.
- Indirect time spent for service by visiting the customer, trade-in, and delivery of a MC.
- Indirect time required for ordering and delivery of parts.
- Cost for grease, adhesive agent, etc. used for service work.

**Explanation of FRT by using an example  
(The example may differ from the actual presented items)**

Ref. No.	L.O.N.	(Relative ref. Number) Description	F.R.T.
① ②	111118	(1, 3, 4, 7) CAMSHAFT ..... 4.5	②
③	111118A	⑥ • Includes: Valve clearance adjustment Replace rocker arm add ..... 1.0	⑤

- ① Reference No. of the illustration of part that shows location of the replacement work.
- ② FRT is an abbreviation of Flat Rate Time indicating the standard service time required for the replacement.
- ③ LON is an abbreviation of Labor Operation Number, and it is a classification of the service items by the work unit code.

The same operation code is used regardless of the models.

Standard operation is indicated with 6 digits code, and additional operation is indicated with 7 digits code.

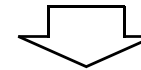
- ④ Indicating the camshaft replacement and FRT4.5.
- ⑤ Indicating FRT1.0 that will be added when additional operation (replace rocker arm) is done in association with camshaft replacement.

- ⑥ Indicating work contents that are included in the service item.
- ⑦ Indicating a reference No. whose operation and time are the same as FRT4.5 for the camshaft.

(The application range is limited to the service items without an LON setting within a same block.)

**How to refer to the service item by using the sample  
(camshaft replacement)**

Open to the page of the block where the camshaft's spare part illustration is shown.



Look for the camshaft illustration, and refer to the service item and FRT that agree with the reference No.

Indication mark for the listing of service items that continues to the following page

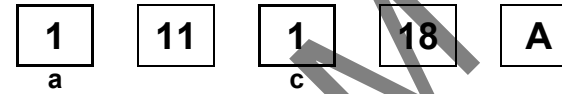
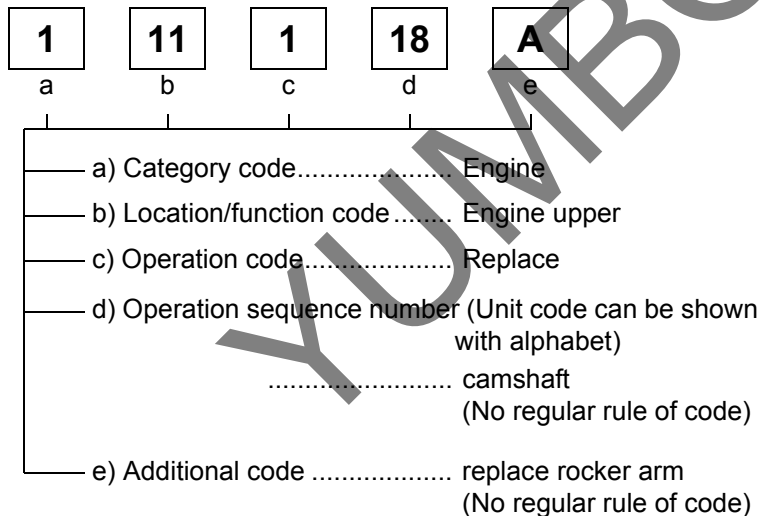
Ref. No.	L.O.N.	(Relative ref. Number) Description	F.R.T.
2	111118	CAMSHAFT .....	4.5
	.	.	.
	.	.	.

+  
Mark indicated at the last line.

Indication of the block with no setting of FRT

Ref. No.	L.O.N.	(Relative ref. Number) Description	F.R.T.
NO INFORMATION .....			

• LON code system



a) Category codes and classification

Code	Category
1	Engine
2	Transmission
3	Fuel & Exhaust
4	Frame & Body
5	Steering/Suspension
6	Electrical
7	Wheels/Brakes
8	Controls/instrument
9	-
0	-

c) Operation codes and classification

Code	Operation category
1	Replace, Removal/Installation, Change
2	Overhaul
3	Adjust, Balance
4	(Paint-related work: Top-coat)
5	Test, Inspect/diagnose, Measurement, Check
6	(Overhaul-related work: Rebore)
7	(Overhaul-related work: Reseal)
8	(Resurface)
9	(Paint-related work: Refinish)
0	Repair, Cleaning, Air bleeding

Major service items without using spare parts

(1) Removal/Installation, (2) Adjustment,  
(3) Inspection/M Measurement, (5) Other work

[ E: Engine, F: Frame ]

### \* OPERATIONS OTHER THAN REPLACING PARTS

#### (1) Removal and installation

Set for the configuration with the parts removed from the vehicle.

	LON	DESCRIPTION	FRT
E	1101E5	<b>TILTING ENGINE ASSEMBLY-REMOVAL/INSTALLATION</b> INCLUDES: All necessary adjustment	2.4
	1111K0	<b>CYLINDER HEAD ASSEMBLY-REMOVAL/INSTALLATION</b> INCLUDES: Engine removal and installation	3.0
	3111D5	<b>THROTTLE BODY ASSEMBLY-REMOVAL/INSTALLATION</b>	0.7
	1101E6	<b>CRANKCASE SEPARATION</b> INCLUDES: Engine removal and installation	4.7
F	1151E6	<b>RADIATOR ASSEMBLY-REMOVAL/INSTALLATION</b>	0.3

#### (2) Adjustment

	LON	DESCRIPTION	FRT
E	2123A0	<b>CLUTCH-ADJUSTMENT</b> INCLUDES: Clutch lever adjustment	0.1
	1113A0	<b>VALVE CLEARANCE-ADJUSTMENT</b> NOTE: For 1 vehicle	0.8
F	6163A0	<b>HEADLIGHT-AIMING</b>	0.1
	2133A0	<b>DRIVE CHAIN-ADJUSTMENT</b>	0.1
	3113A3	<b>THROTTLE OPERATION-ADJUSTMENT</b>	0.1

#### (3) Inspection, Measurement

	LON	DESCRIPTION	FRT
E	1115A0	<b>COMPRESSION PRESSURE-MEASUREMENT</b>	0.1
	6145A0	<b>IGNITION TIMING-INSPECTION</b>	0.2
F	6105A0	<b>BATTERY-CHECKING OF ELECTROLYTE LEVEL &amp; CHARGE</b>	0.2

#### (5) Other work

	LON	DESCRIPTION	FRT
E	1130A1	<b>OIL FILTER SCREEN-CLEANING</b>	0.8
F	7110A0	<b>FRONT BRAKE-AIR BLEEDING</b>	0.2
	7110A1	<b>REAR BRAKE-AIR BLEEDING</b>	0.2
	1151E7	<b>RADIATOR COOLANT-CHANGE</b>	0.3

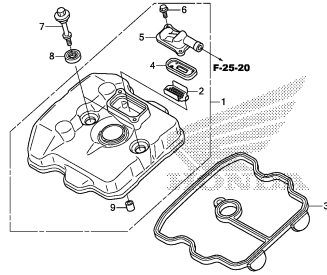
# ENGINE GROUP

C 7

E-1

CYLINDER HEAD COVER

D 1

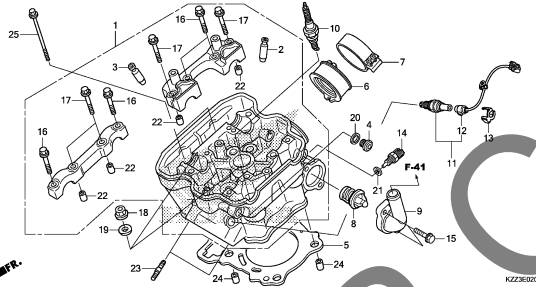


KZZ3E100

E-2

CYLINDER HEAD

D 2

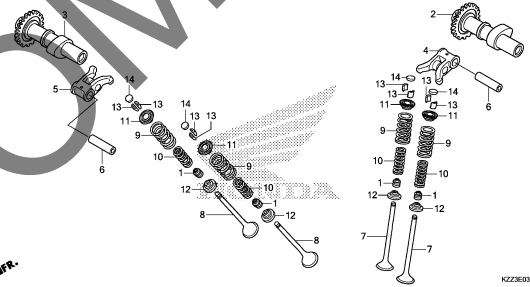


KZZ3E000

E-3

CAMSHAFT/VALVE

D 4

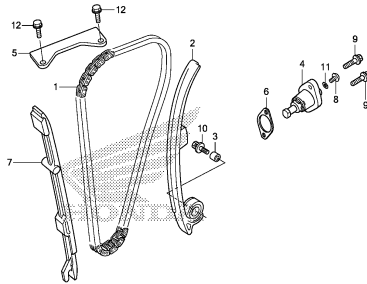


KZZ3E000

E-4

CAM CHAIN/TENSIONER

D 7

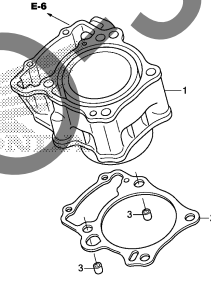


KZZ3E040

E-5

CYLINDER

D 8

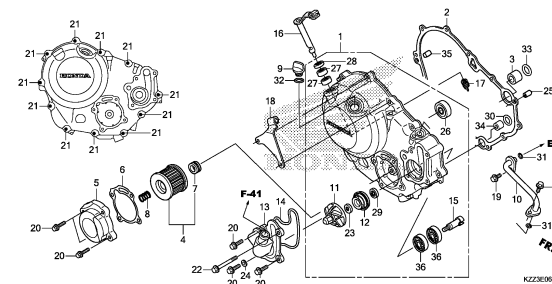


KZZ3E000

E-6

RIGHT CRANKCASE COVER

D 9

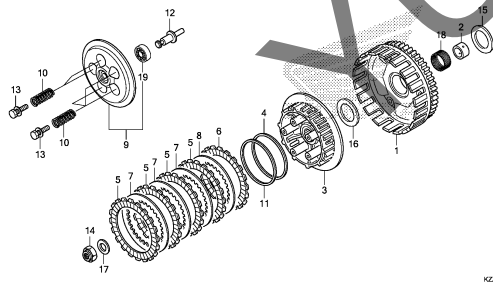


KZZ3E000

E-8

CLUTCH

D11

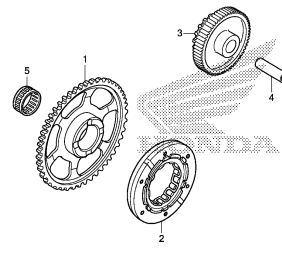


KZZ3E000

E-9

STARTING CLUTCH

D12

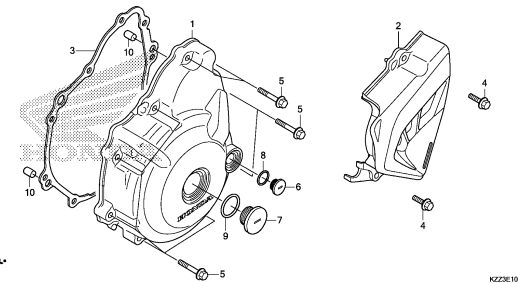


KZZ3E000

E-10

LEFT CRANKCASE COVER

D13



KZZ3E100

2

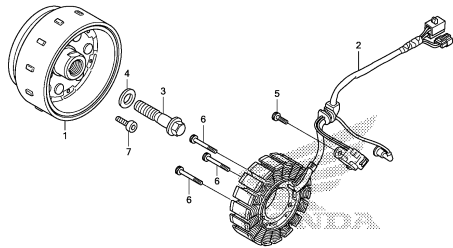
# ENGINE GROUP

C 8

E-11

GENERATOR

D14

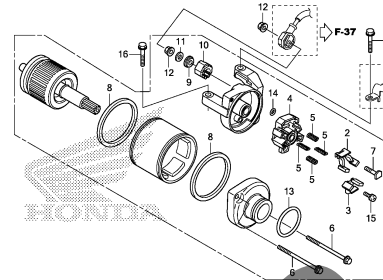


KZZ3E1100

E-13

STARTER MOTOR

D15

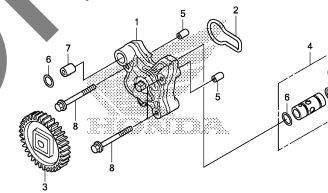


KZZ3E1300

E-14

OIL PUMP

D16

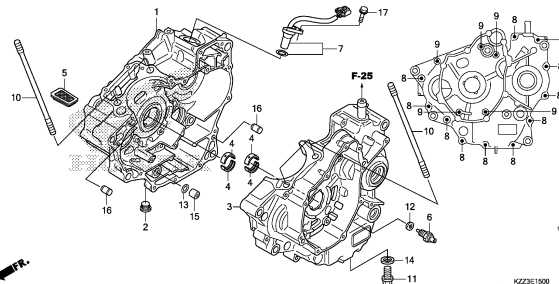


KZZ3E1400

E-15

CRANKCASE

E 1

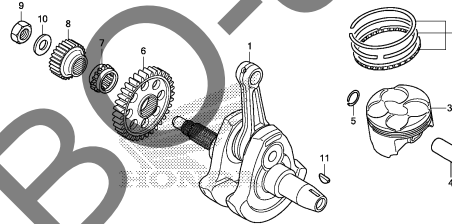


KZZ3E1500

E-16

CRANKSHAFT/PISTON

E 2

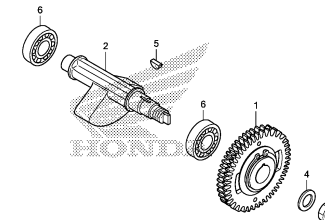


KZZ3E1600

E-16-10

BALANCER SHAFT

E 3

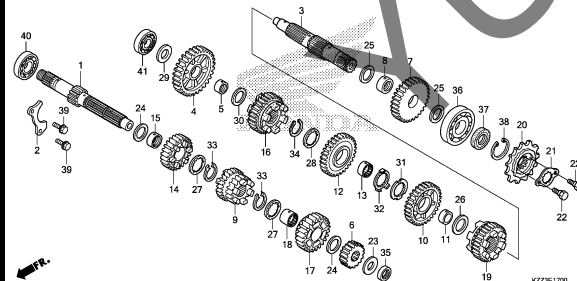


KZZ3E1610

E-17

TRANSMISSION

E 4

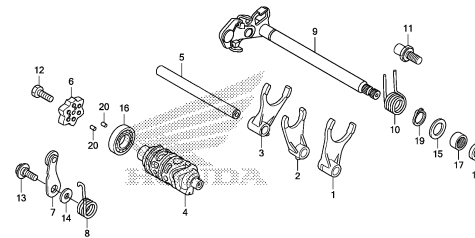


KZZ3E1700

E-19

GEARSHIFT DRUM

E 6

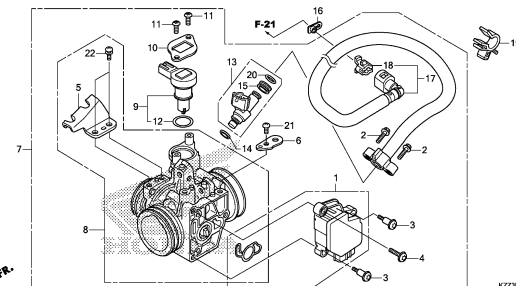


KZZ3E1900

E-23

THROTTLE BODY

E 7



KZZ3E2300

2

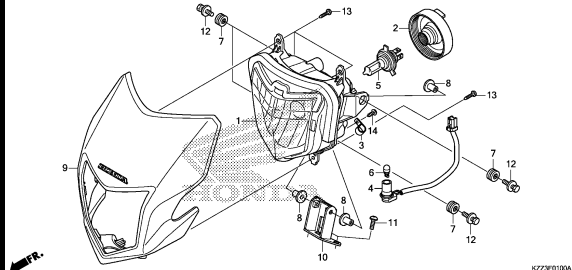
# FRAME GROUP

C 9

F-1

HEADLIGHT

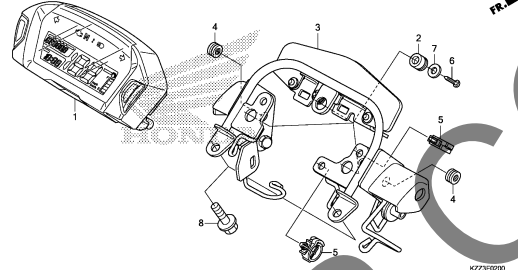
F 1



F-2

METER

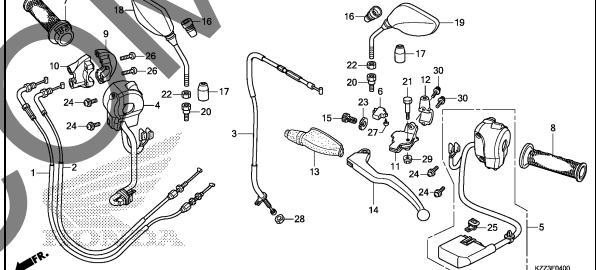
F 2



F-4

HANDLE LEVER/SWITCH/CABLE/MIRROR

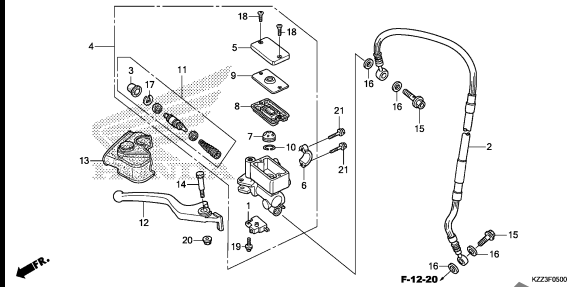
F 3



F-5

FRONT BRAKE MASTER CYLINDER

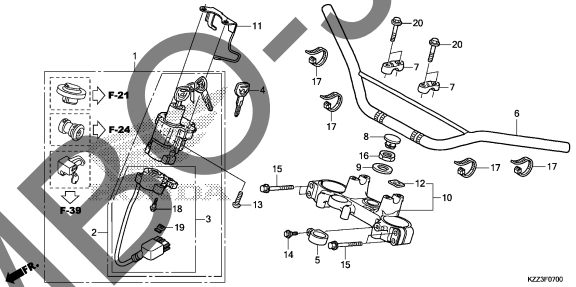
F 5



F-7

HANDLE PIPE/TOP BRIDGE

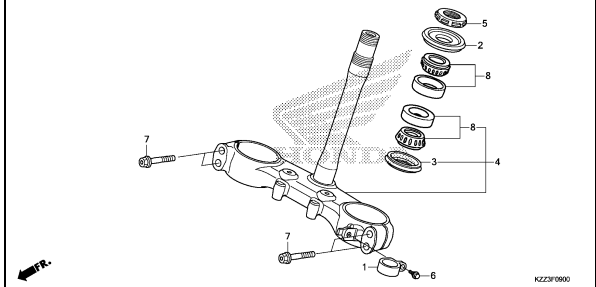
F 6



F-9

STEERING STEM

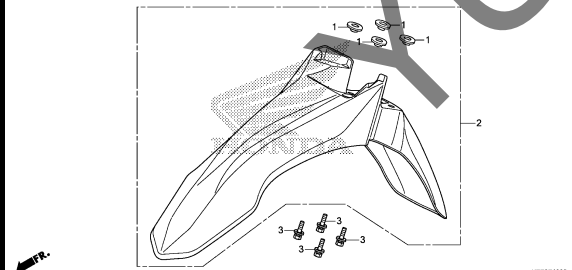
F 7



F-10

FRONT FENDER

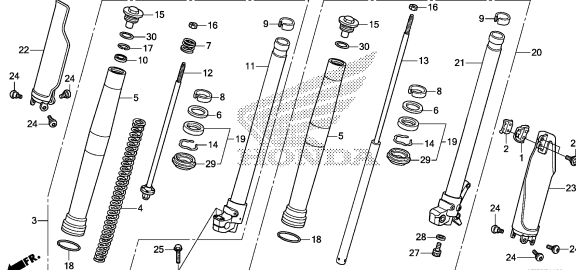
F 8



F-11

FRONT FORK

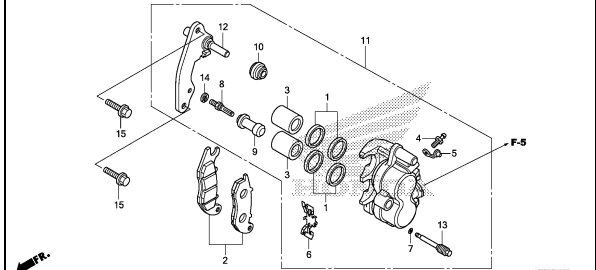
F 9



F-12-20

FRONT BRAKE CALIPER

F 11



3

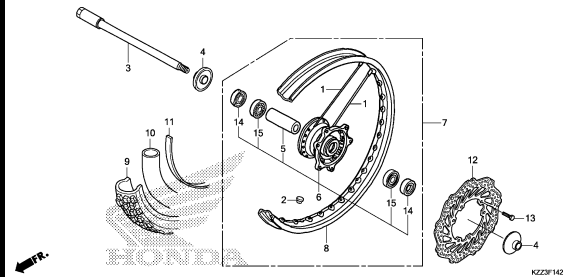
# FRAME GROUP

**C10**

**F-14-20**

FRONT WHEEL(CRF250L)

**F12**

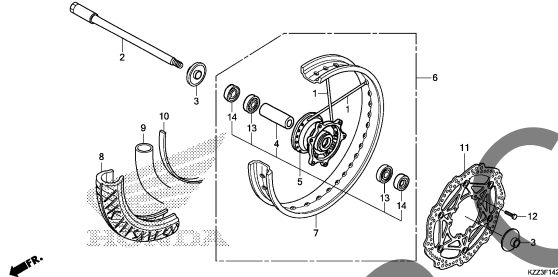


KZZ3F1420

**F-14-21**

FRONT WHEEL(CRF250M)

**F13**

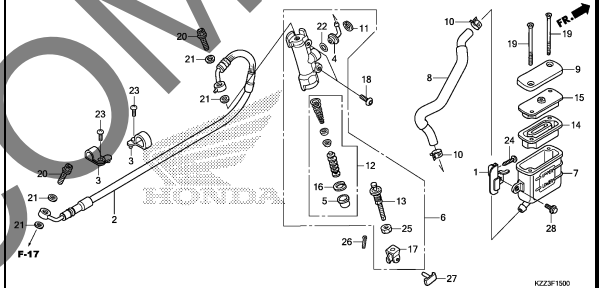


KZZ3F1421

**F-15**

REAR BRAKE MASTER CYLINDER

**F14**

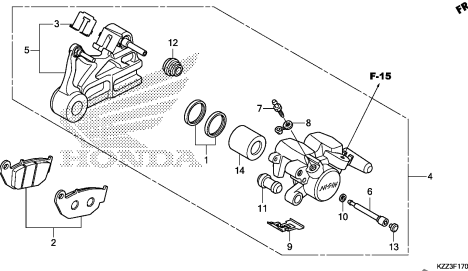


KZZ3F1500

**F-17**

REAR BRAKE CALIPER

**F16**

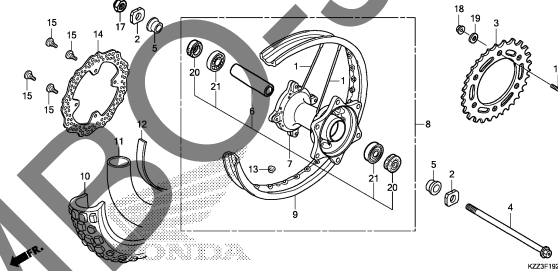


KZZ3F1700

**F-19-20**

REAR WHEEL(CRF250L)

**G 1**

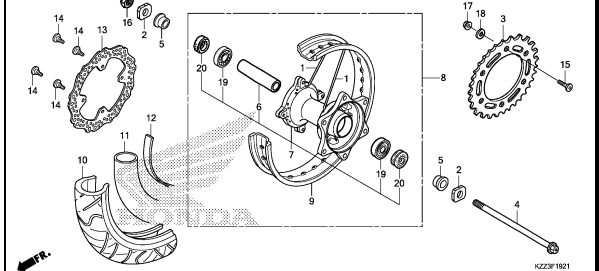


KZZ3F1920

**F-19-21**

REAR WHEEL(CRF250M)

**G 2**

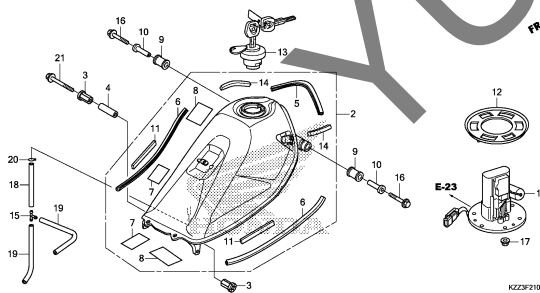


KZZ3F1921

**F-21**

FUEL TANK

**G 3**

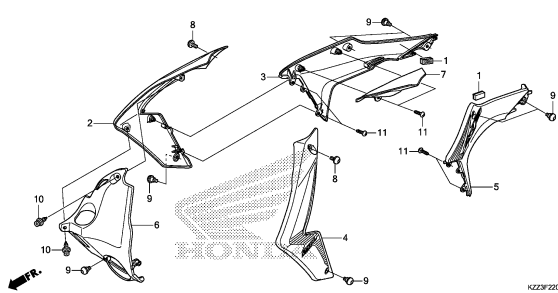


KZZ3F2100

**F-22**

RADIATOR SHROUD

**G 4**

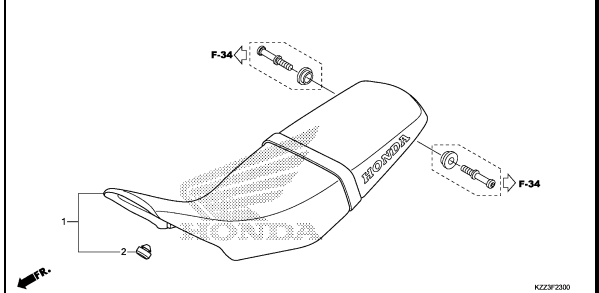


KZZ3F2200

**F-23**

SEAT

**G 5**



KZZ3F2300

**3**

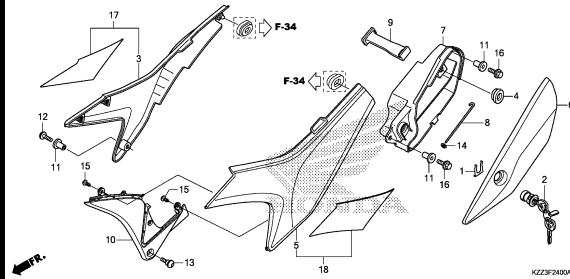
# FRAME GROUP

C11

F-24

SIDE COVER

G 6

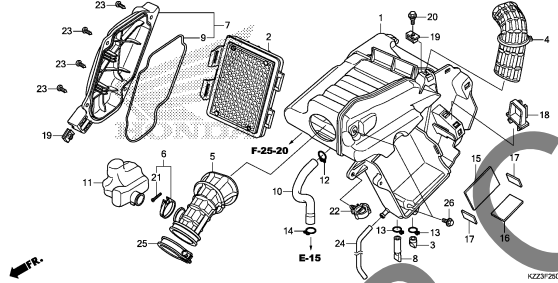


KZZ3F2400A

F-25

AIR CLEANER

G 7

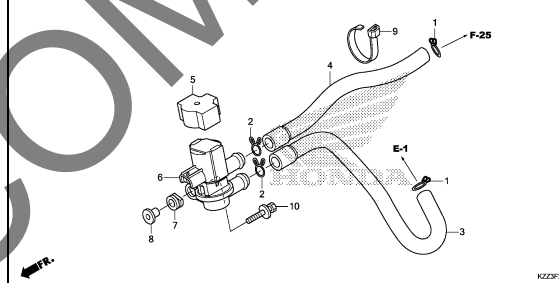


KZZ3F2500

F-25-20

AIR INJECTION SOLENOID VALVE

G 9

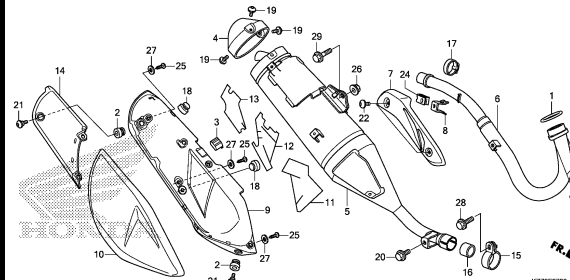


KZZ3F2520

F-27

EXHAUST MUFFLER

G10

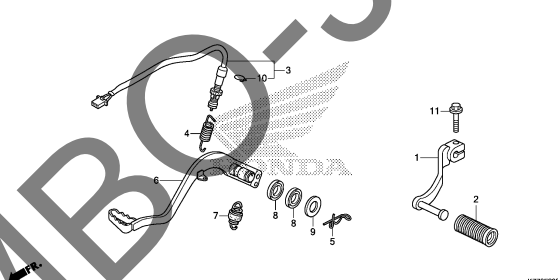


KZZ3F2700

F-29

PEDAL

G12

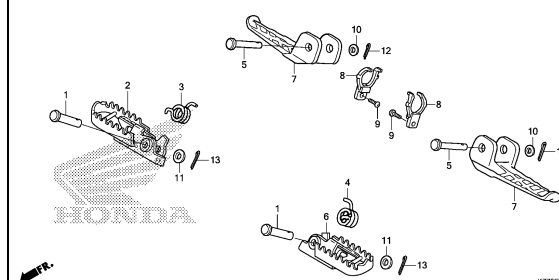


KZZ3F2900

F-30

STEP

G13

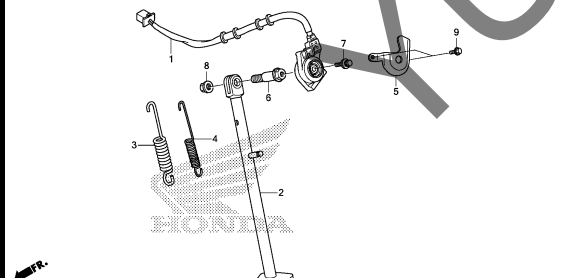


KZZ3F3000

F-31

STAND

G14

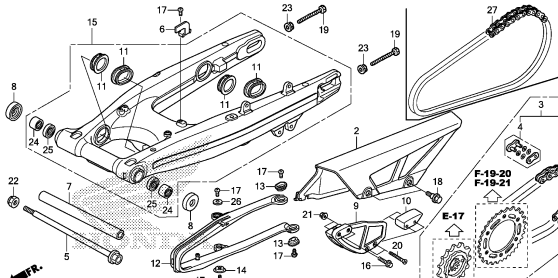


KZZ3F3100

F-32

SWINGARM

G15

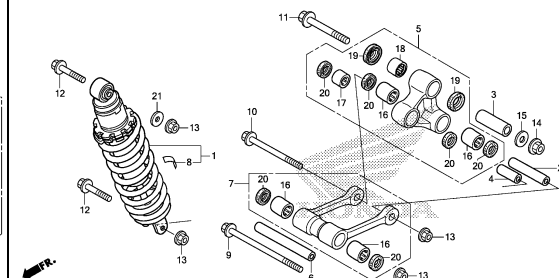


KZZ3F3200

F-33

REAR CUSHION

H 1



KZZ3F3300A

3

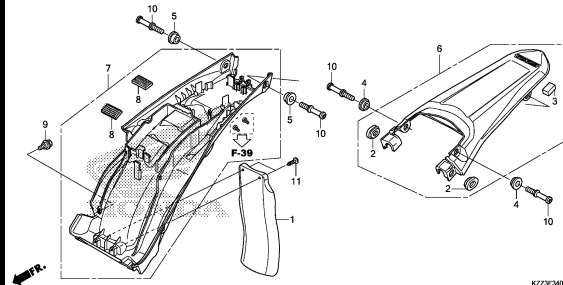
# FRAME GROUP

C12

F-34

REAR FENDER

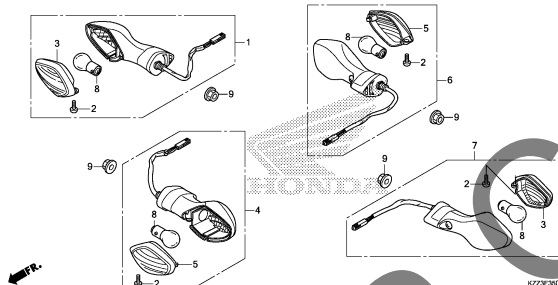
H 3



F-35

WINKER

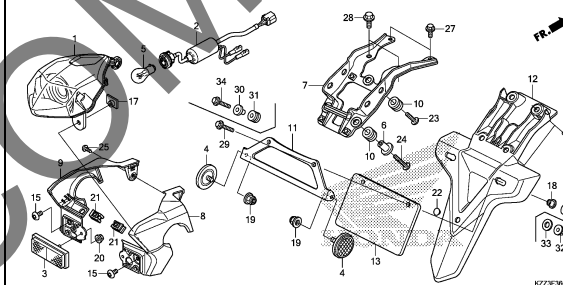
H 4



F-36

TAILLIGHT

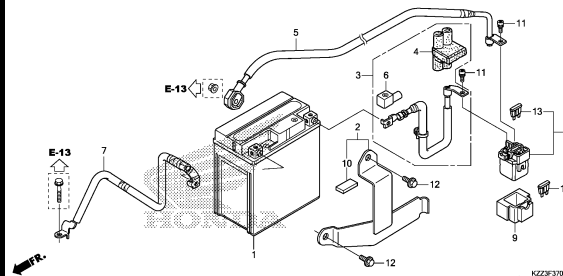
H 5



F-37

BATTERY

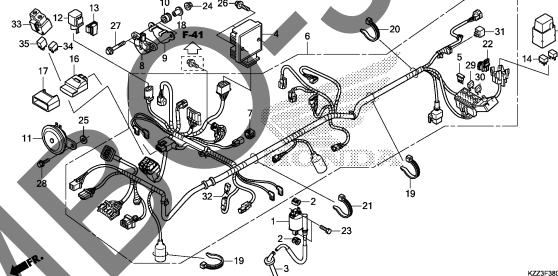
H 7



F-38

WIRE HARNESS

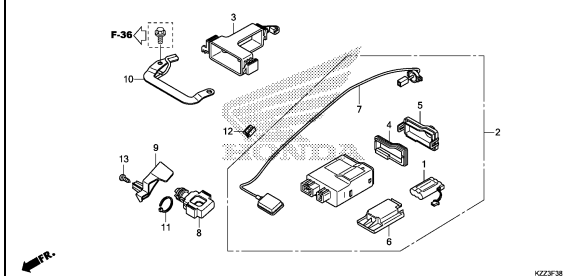
H 8



F-38-30

TRACKING CONTROL UNIT

H10



F-39

FRAME BODY

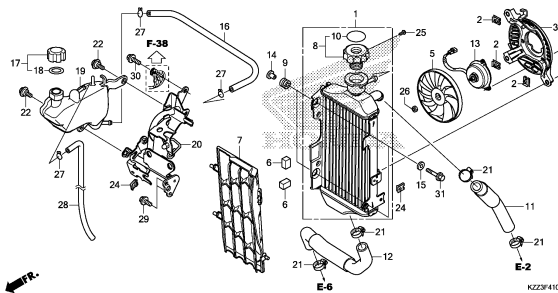
H11



F-41

RADIATOR

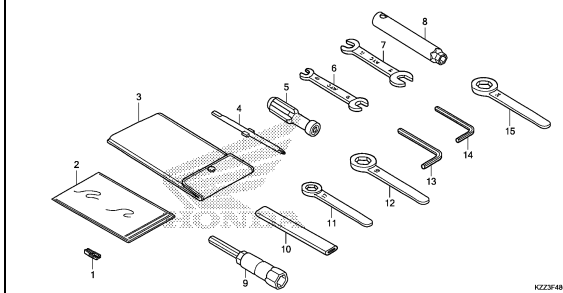
H13



F-48

TOOLS

H15



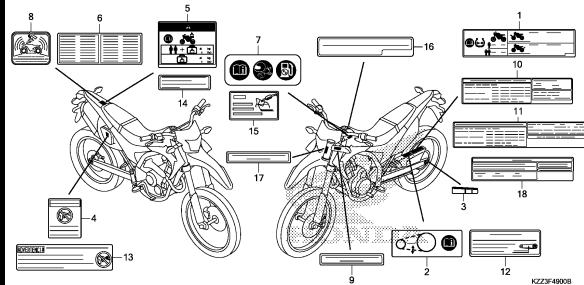
# FRAME GROUP

**C13**

**F-49**

CAUTION LABEL

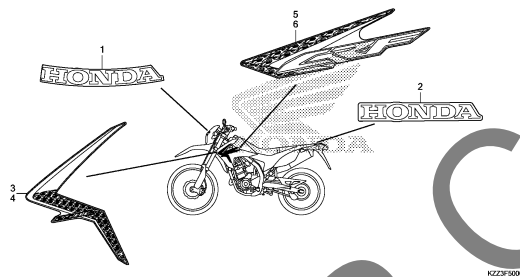
**H16**



**F-50**

MARK/STRIPE(CRF250L)

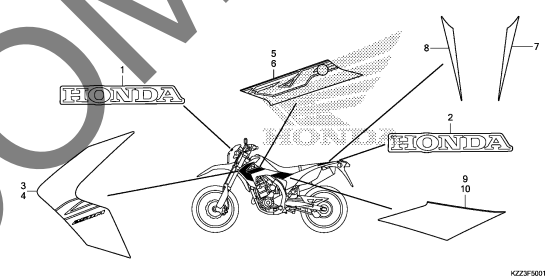
**1 2**



**F-50-1**

MARK/STRIPE(CRF250M)

**1 3**



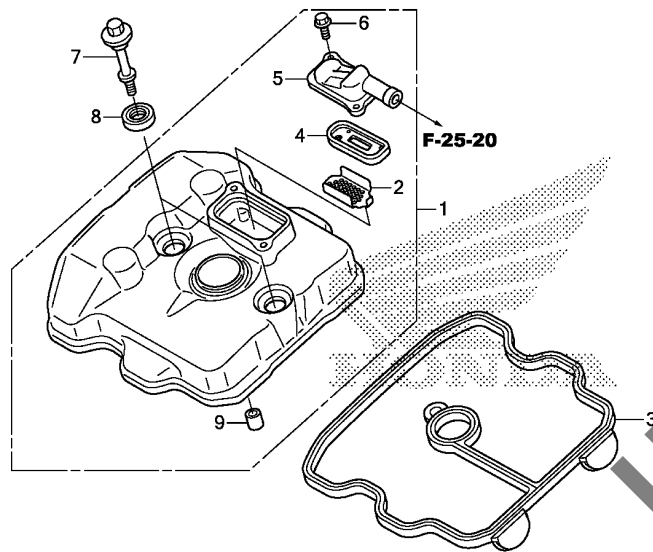
YUMBO-JP.COM

**3**

E-1

CYLINDER HEAD COVER

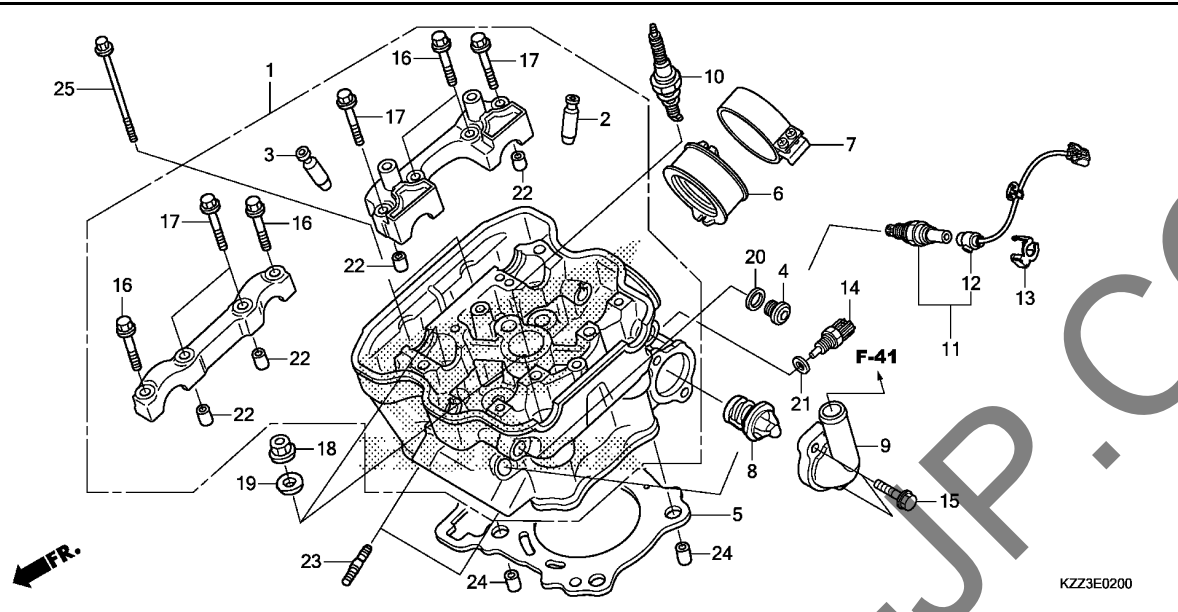
D 1



Ref. No.	L.O.N.	(Relative ref. Number) Description	F.R.T.
1	1111C4	COVER, CYLINDER HEAD .....	0.5
3	1111D2	GASKET, CYLINDER HEAD COVER ..	0.5
4		(2)	
	314125	VALVE, PAIR CHECK .....	0.1

Ref. No.	Part No.	Description	Reqd. QTY			Serial No.	Parts catalogue code
			CRF 250L D	CRF 250L E	CRF 250M E		
1	12300-KZZ-900	COVER ASSY., CYLINDER HEAD ..	1	1	1		
2	12341-MAT-750	PLATE, PORT(AI) .....	1	1	1		
3	12391-KYJ-901	GASKET COMP., CYLINDER HEAD COVER	1	1	1		
4	18601-KEA-741	VALVE COMP., REED(ARAI) .....	1	1	1		
5	18612-KYJ-900	COVER, REED VALVE .....	1	1	1		
6	90002-KGH-900	BOLT, FLANGE, 5X14 .....	2	2	2		
7	90018-KYJ-900	BOLT, HEAD COVER .....	2	2	2		
8	90543-MV9-670	RUBBER, MOUNTING .....	2	2	2		
9	94301-10160	DOWEL PIN, 10X16 .....	1	1	1		

2



Ref. No.	L.O.N.	(Relative ref. Number) Description	F.R.T.
1	111106	HEAD, CYLINDER ..... .INCLUDES: Engine removal and installation .INCLUDES: Valve adjust and reface	4.3
2	1111L9	GUIDE, INTAKE VALVE(ONE) ..... .INCLUDES: Engine removal and installation .INCLUDES: Reaming .INCLUDES: Valve adjust and reface	3.9
	1111L9A	.Replace all intake valve guide add .....	0.3
3	1111M0	GUIDE, EXHAUST VALVE(ONE) ..... .INCLUDES: Engine removal and installation .INCLUDES: Reaming .INCLUDES: Valve adjust and reface	3.9
	1111MOA	.Replace all exhaust valve guide add .....	0.3
	1111M9	GUIDE, VALVE :FOR 1 VEHICLE .. .INCLUDES: Engine removal and installation .INCLUDES: Reaming	4.8

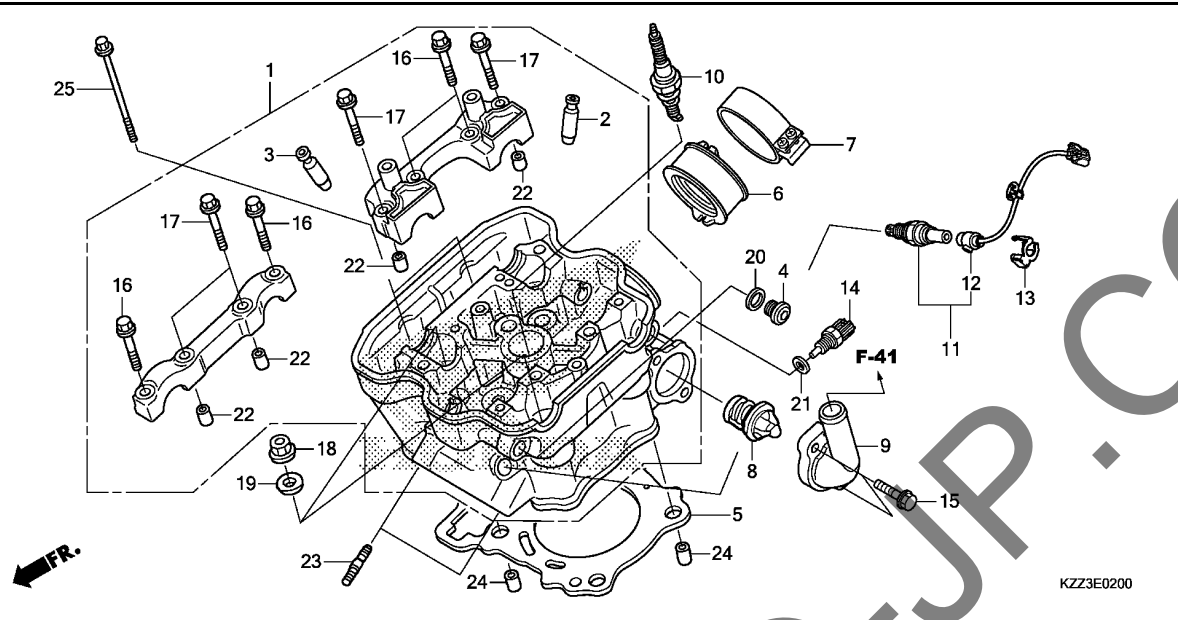
Ref. No.	Part No.	Description	Reqd. QTY			Serial No.	Parts catalogue code
			CRF 250L D	CRF 250L E	CRF 250M E		
1	12010-KZZ-921	HEAD ASSY., CYLINDER .....	1	1	1		
2	12204-KYJ-305	GUIDE, IN. VALVE(O.S.) .....	2	2	2		
3	12205-KYJ-305	GUIDE, EX. VALVE(O.S.) .....	2	2	2		
4	12207-KYJ-900	BOLT, SEALING, 12MM .....	2	2	2		
5	12251-KYJ-901	GASKET, CYLINDER HEAD .....	1	1	1		
6	16211-KZZ-900	INSULATOR, THROTTLE BODY .....	1	1	1		
7	16217-KYJ-900	BAND, INSULATOR .....	1	1	1		
8	19300-KGF-911	THERMOSTAT .....	1	1	1		
9	19321-KZZ-900	COVER, THERMOSTAT .....	1	1	1		
10	31916-MEH-003	PLUG, SPARK(SIMR8A9)(NGK) .....	1	1	1		
11	36532-KZZ-901	SENSOR, OXYGEN .....	1	1	1		
12	36533-KZZ-900	CORD COMP., OXYGEN SENSOR .....	1	1	1		
13	36538-KPP-T00	COVER, O2 SENSOR .....	1	1	1		
14	37870-KRJ-901	SENSOR ASSY., WATER TEMP .....	1	1	1		
15	90011-KYJ-900	BOLT, FLANGE, 6X22(NSHF) .....	2	2	2		
16	90017-KYJ-900	BOLT, FLANGE, 6X32 .....	4	4	4		
17	90019-KYJ-900	BOLT, FLANGE, 6X39.5 .....	4	4	4		
18	90204-634-000	NUT, FLANGE, 10MM .....	4	4	4		
19	90410-GCC-000	WASHER, 10MM .....	4	4	4		
20	90418-KYJ-900	WASHER, 12.2X17X1.5 .....	2	2	2		
21	90454-MC7-000	WASHER, SPECIAL, 12MM .....	1	1	1		
22	91105-KSP-910	DOWEL PIN, 8X14 .....	4	4	4		
	94301-08140	.....	4	4	4		
23	92900-08022-3E	BOLT, STUD, 8X22 .....	2	2	2		
24	94301-12160	PIN A, DOWEL, 12X16 .....	2	2	2		
25	95701-06120-00	BOLT, FLANGE, 6X120 .....	2	2	2		



E-2

CYLINDER HEAD

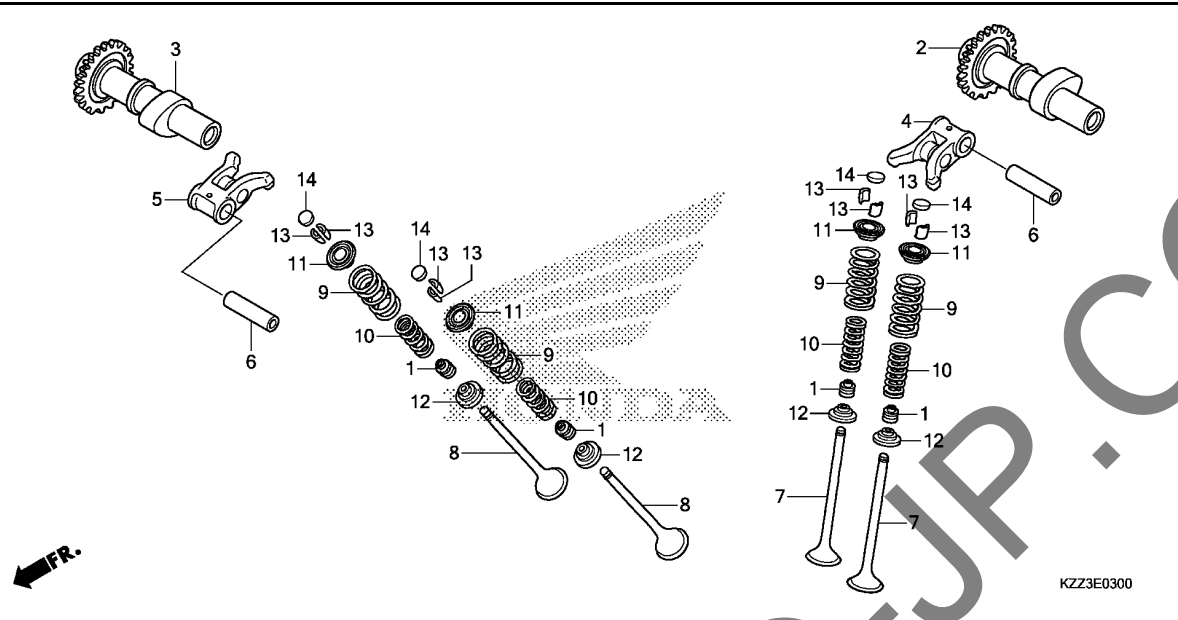
D 3



Ref. No.	L.O.N.	(Relative ref. Number) Description	F.R.T.
+ 3		.INCLUDES: Valve adjust and reface	
5	111115	GASKET, CYLINDER HEAD .....	3.0
		.INCLUDES: Engine removal and installation	
6	311131	INSULATOR, THROTTLE BODY/CARBURETOR .....	0.7
8	114116	THERMOSTAT .....	0.4
9	1141B3	COVER, THERMOSTAT .....	0.3
10	614130	PLUG, SPARK .....	0.1
11	617121	SENSOR, OXYGEN .....	0.2
12	6111P8	SUB CORD, OXYGEN SENSOR .....	0.1
14	6171A9	SENSOR, WATER TEMP .....	0.4

KZZ3E0200

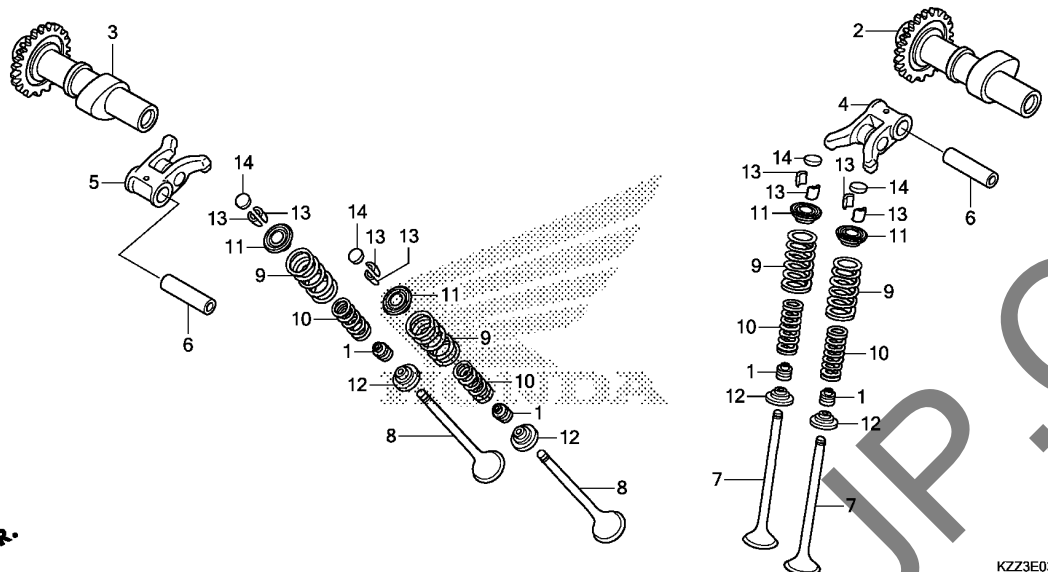
2



Ref. No.	L.O.N.	(Relative ref. Number) Description	F.R.T.
2	1111E5	CAMSHAFT :INTAKE ..... .INCLUDES: Valve clearance adjustment	1.1
3	1111E6	CAMSHAFT :EXHAUST ..... .INCLUDES: Valve clearance adjustment	1.1
	1111T4	CAMSHAFT :FOR 1 VEHICLE ..... .INCLUDES: Valve clearance adjustment	1.3
4	1111K8	ARM, INTAKE VALVE ROCKER(ONE) .INCLUDES: Valve adjustment	0.7
5	1111K9	ARM, EXHAUST VALVE ROCKER(ONE) .INCLUDES: Valve adjustment	0.7
	1111L8	ARM, VALVE ROCKER :FOR 1 VEHICLE ..... .INCLUDES: Valve adjustment	0.9
7	1111N0	VALVE, INTAKE(ONE) ..... .INCLUDES: Engine removal and installation	3.4
	1111NOA	.Replace all intake valve add	0.2
8	1111N1	VALVE, EXHAUST(ONE) ..... .INCLUDES: Engine removal and installation	3.4
	+	.INCLUDES: Refacing	

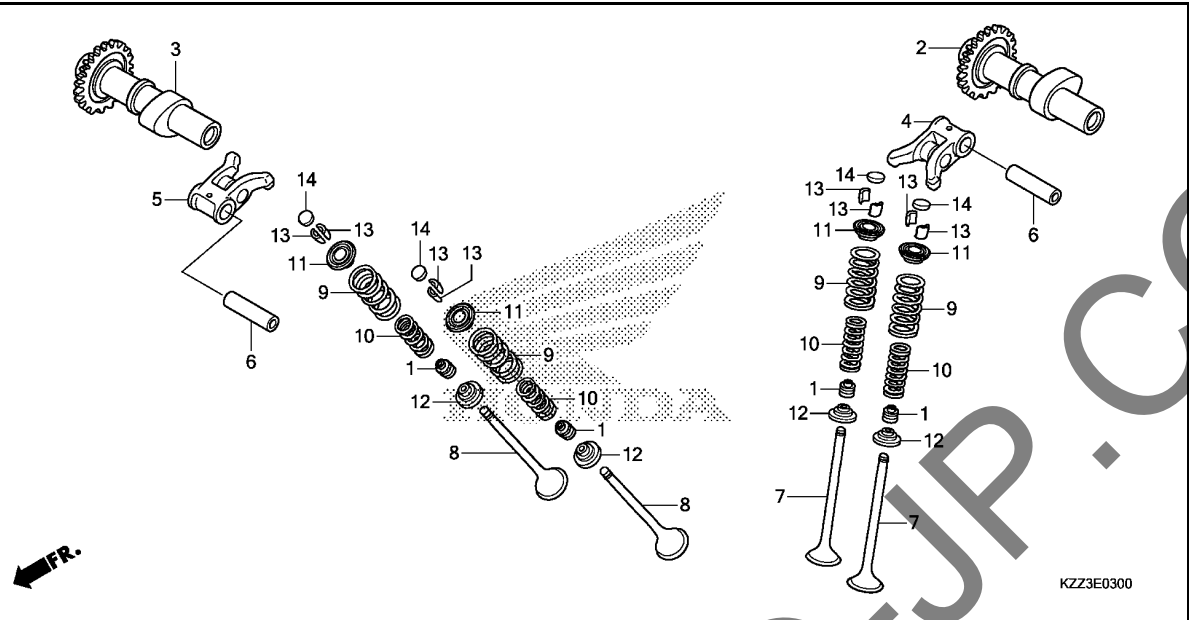
Ref. No.	Part No.	Description	Reqd. QTY			Serial No.	Parts catalogue code
			CRF 250L D	CRF 250L E	CRF 250M E		
1	12209-MLO-722	SEAL, VALVE STEM(ARAI) .....	4	4	4		
2	14110-KYJ-900	CAMSHAFT COMP., IN.(34T) ....	1	1	1		
3	14210-KYJ-900	CAMSHAFT COMP., EX.(34T) ....	1	1	1		
4	14430-KYJ-900	ARM COMP., IN. VALVE ROCKER ..	1	1	1		
5	14440-KYJ-900	ARM COMP., EX. VALVE ROCKER ..	1	1	1		
6	14451-KYJ-900	SHAFT, ROCKER ARM .....	2	2	2		
7	14711-KYJ-900	VALVE, IN. ....	2	2	2		
8	14721-KYJ-900	VALVE, EX. ....	2	2	2		
9	14751-KYJ-900	SPRING, VALVE OUTER .....	4	4	4		
10	14761-KYJ-900	SPRING, VALVE INNER .....	4	4	4		
11	14771-MFL-000	RETAINER, VALVE SPRING .....	4	4	4		
12	14775-KYJ-900	SEAT, VALVE SPRING .....	4	4	4		
13	14781-MLO-720	COTTER, VALVE .....	8	8	8		
14	14901-KT7-013	SHIM, TAPPET(1.200) .....	4	4	4		
	14902-KT7-013	SHIM, TAPPET(1.225) .....	4	4	4		
	14903-KT7-013	SHIM, TAPPET(1.250) .....	4	4	4		
	14904-KT7-013	SHIM, TAPPET(1.275) .....	4	4	4		
	14905-KT7-013	SHIM, TAPPET(1.300) .....	4	4	4		
	14906-KT7-013	SHIM, TAPPET(1.325) .....	4	4	4		
	14907-KT7-013	SHIM, TAPPET(1.350) .....	4	4	4		
	14908-KT7-013	SHIM, TAPPET(1.375) .....	4	4	4		
	14909-KT7-013	SHIM, TAPPET(1.400) .....	4	4	4		
	14910-KT7-013	SHIM, TAPPET(1.425) .....	4	4	4		
	14911-KT7-013	SHIM, TAPPET(1.450) .....	4	4	4		
	14912-KT7-013	SHIM, TAPPET(1.475) .....	4	4	4		
	14913-KT7-013	SHIM, TAPPET(1.500) .....	4	4	4		
	14914-KT7-013	SHIM, TAPPET(1.525) .....	4	4	4		



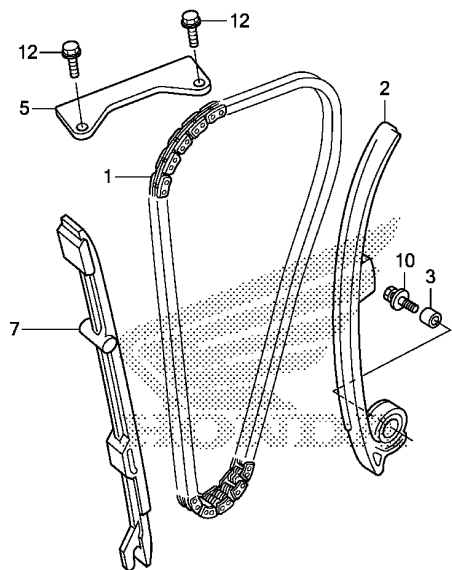


Ref. No.	L.O.N.	(Relative ref. Number) Description	F.R.T.
+ 8	1111N1A	.Replace all exhaust valve add	0.2
	1111P0	VALVE :FOR 1 VEHICLE ..... .INCLUDES: Engine removal and installation .INCLUDES: Refacing (1,10,11,12,13)	4.0
9	1111P2	INTAKE VALVE SPRING AND/OR STEM SEAL(ONE) .....	3.2
	1111P2A	.Replace all intake spring add	0.1
	1111P3	EXHAUST VALVE SPRING AND/OR STEM SEAL(ONE) .....	3.2
	1111P3A	.Replace all exhaust spring add .....	0.1
	1111Q2	VALVE SPRING AND/OR STEM SEAL :FOR 1 VEHICLE .....	3.5
		.INCLUDES: Engine removal and installation	

Ref. No.	Part No.	Description	Reqd. QTY			Serial No.	Parts catalogue code
			CRF 250L D	CRF 250L E	CRF 250M E		
14)	14915-KT7-013	SHIM, TAPPET(1.550) .....	4	4	4		
	14916-KT7-013	SHIM, TAPPET(1.575) .....	4	4	4		
	14917-KT7-013	SHIM, TAPPET(1.600) .....	4	4	4		
	14918-KT7-013	SHIM, TAPPET(1.625) .....	4	4	4		
	14919-KT7-013	SHIM, TAPPET(1.650) .....	4	4	4		
	14920-KT7-013	SHIM, TAPPET(1.675) .....	4	4	4		
	14921-KT7-013	SHIM, TAPPET(1.700) .....	4	4	4		
	14922-KT7-013	SHIM, TAPPET(1.725) .....	4	4	4		
	14923-KT7-013	SHIM, TAPPET(1.750) .....	4	4	4		
	14924-KT7-013	SHIM, TAPPET(1.775) .....	4	4	4		
	14925-KT7-013	SHIM, TAPPET(1.800) .....	4	4	4		
	14926-KT7-013	SHIM, TAPPET(1.825) .....	4	4	4		
	14927-KT7-013	SHIM, TAPPET(1.850) .....	4	4	4		
	14928-KT7-013	SHIM, TAPPET(1.875) .....	4	4	4		
	14929-KT7-013	SHIM, TAPPET(1.900) .....	4	4	4		
	14930-KT7-013	SHIM, TAPPET(1.925) .....	4	4	4		
	14931-KT7-013	SHIM, TAPPET(1.950) .....	4	4	4		
	14932-KT7-013	SHIM, TAPPET(1.975) .....	4	4	4		
	14933-KT7-013	SHIM, TAPPET(2.000) .....	4	4	4		
	14934-KT7-013	SHIM, TAPPET(2.025) .....	4	4	4		
	14935-KT7-013	SHIM, TAPPET(2.050) .....	4	4	4		
	14936-KT7-013	SHIM, TAPPET(2.075) .....	4	4	4		
	14937-KT7-013	SHIM, TAPPET(2.100) .....	4	4	4		
	14938-KT7-013	SHIM, TAPPET(2.125) .....	4	4	4		
	14939-KT7-013	SHIM, TAPPET(2.150) .....	4	4	4		
	14940-KT7-013	SHIM, TAPPET(2.175) .....	4	4	4		
	14941-KT7-013	SHIM, TAPPET(2.200) .....	4	4	4		
	14942-KT7-013	SHIM, TAPPET(2.225) .....	4	4	4		
	14943-KT7-013	SHIM, TAPPET(2.250) .....	4	4	4		



Ref. No.	Part No.	Description	Reqd. QTY			Serial No.	Parts catalogue code
			CRF 250L D	CRF 250L E	CRF 250M E		
14)	14944-KT7-013	SHIM, TAPPET(2.275)	4	4	4		
	14945-KT7-013	SHIM, TAPPET(2.300)	4	4	4		
	14946-KT7-013	SHIM, TAPPET(2.325)	4	4	4		
	14947-KT7-013	SHIM, TAPPET(2.350)	4	4	4		
	14948-KT7-013	SHIM, TAPPET(2.375)	4	4	4		
	14949-KT7-013	SHIM, TAPPET(2.400)	4	4	4		
	14950-KT7-013	SHIM, TAPPET(2.425)	4	4	4		
	14951-KT7-013	SHIM, TAPPET(2.450)	4	4	4		
	14952-KT7-013	SHIM, TAPPET(2.475)	4	4	4		
	14953-KT7-013	SHIM, TAPPET(2.500)	4	4	4		
	14954-KT7-013	SHIM, TAPPET(2.525)	4	4	4		
	14955-KT7-013	SHIM, TAPPET(2.550)	4	4	4		
	14956-KT7-013	SHIM, TAPPET(2.575)	4	4	4		
	14957-KT7-013	SHIM, TAPPET(2.600)	4	4	4		
	14958-KT7-013	SHIM, TAPPET(2.625)	4	4	4		
	14959-KT7-013	SHIM, TAPPET(2.650)	4	4	4		
	14960-KT7-013	SHIM, TAPPET(2.675)	4	4	4		
	14961-KT7-013	SHIM, TAPPET(2.700)	4	4	4		
	14962-KT7-013	SHIM, TAPPET(2.725)	4	4	4		
	14963-KT7-013	SHIM, TAPPET(2.750)	4	4	4		
	14964-KT7-013	SHIM, TAPPET(2.775)	4	4	4		
	14965-KT7-013	SHIM, TAPPET(2.800)	4	4	4		
	14966-KT7-013	SHIM, TAPPET(2.825)	4	4	4		
	14967-KT7-013	SHIM, TAPPET(2.850)	4	4	4		
	14968-KT7-013	SHIM, TAPPET(2.875)	4	4	4		
	14969-KT7-013	SHIM, TAPPET(2.900)	4	4	4		



KZZ3E0400

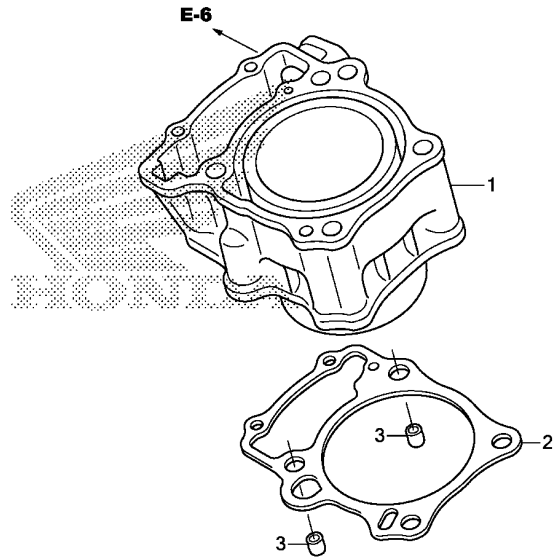
Ref. No.	L.O.N.	(Relative ref. Number) Description	F.R.T.
1	110140	CHAIN, CAM ..... -INCLUDES: Engine removal and installation	3.7
2	111130	TENSIONER, CAM CHAIN ..... -INCLUDES: Engine removal and installation	3.5
4	111133	LIFTER, TENSIONER ..... (6)	0.2
5	111169	GUIDE B, CAM CHAIN ..... (6)	0.5
7	111139	GUIDE, CAM CHAIN ..... -INCLUDES: Engine removal and installation	3.0

Ref. No.	Part No.	Description	Reqd. QTY			Serial No.	Parts catalogue code
			CRF 250L D	CRF 250L E	CRF 250M E		
1	14401-KYJ-901	CHAIN, CAM(128L)(DAIDO) .....	1	1	1		
2	14510-KYJ-900	TENSIONER COMP., CAM CHAIN ..	1	1	1		
3	14517-KYJ-900	COLLAR, TENSIONER .....	1	1	1		
4	14520-KZZ-901	LIFTER ASSY., TENSIONER .....	1	1	1		
5	14546-KYJ-900	GUIDE B, CAM CHAIN .....	1	1	1		
6	14560-KGH-900	GASKET, TENSIONER LIFTER .....	1	1	1		
7	14611-KYJ-900	GUIDE A, CAM CHAIN .....	1	1	1		
8	90005-KYJ-900	SCREW, PAN, 6X6 .....	1	1	1		
9	90011-KYJ-900	BOLT, FLANGE, 6X22(NSHF) .....	2	2	2		
10	90022-KYJ-900	BOLT-WASHER, 6X25 .....	1	1	1		
11	91306-MG3-000	O-RING, 1.5X9,5 .....	1	1	1		
12	95701-06014-00	BOLT, FLANGE, 6X14 .....	2	2	2		

E-5

CYLINDER

D 8

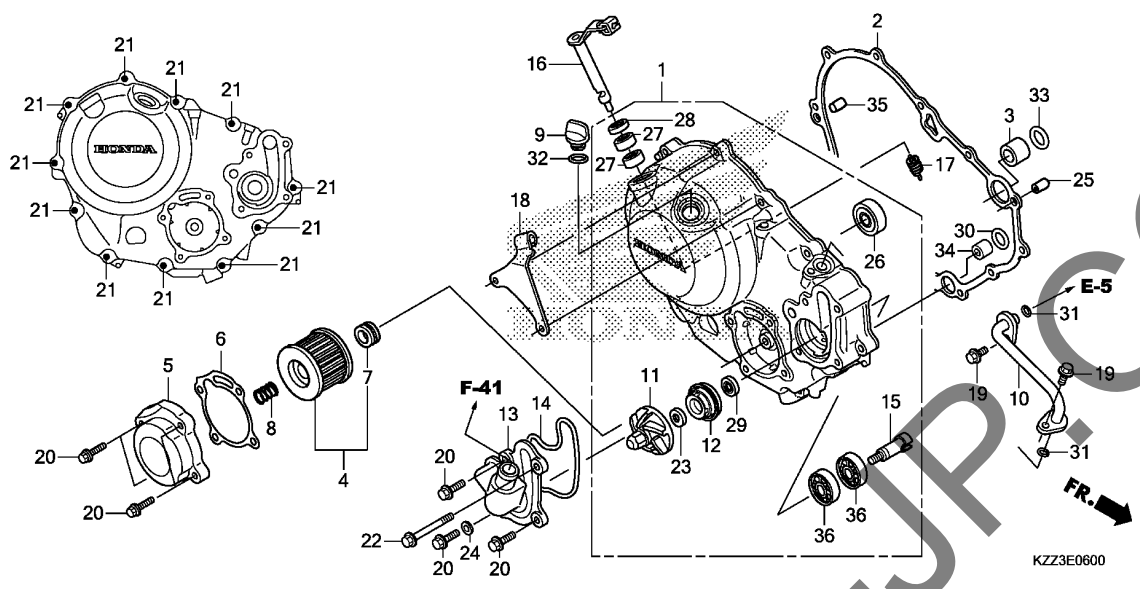


Ref. No.	L.O.N.	(Relative ref. Number) Description	F.R.T.
1	1111A5	CYLINDER ..... -INCLUDES: Engine removal and installation	3.4
2	1111D2	GASKET, CYLINDER ..... -INCLUDES: Engine removal and installation	3.3

Ref. No.	Part No.	Description	Reqd. QTY			Serial No.	Parts catalogue code
			CRF 250L D	CRF 250L E	CRF 250M E		
1	12100-KZZ-900	CYLINDER COMP. ....	1	1	1		
2	12191-KYJ-900	GASKET, CYLINDER ....	1	1	1		
3	94301-12160	PIN A, DOWEL, 12X16 ....	2	2	2		

2

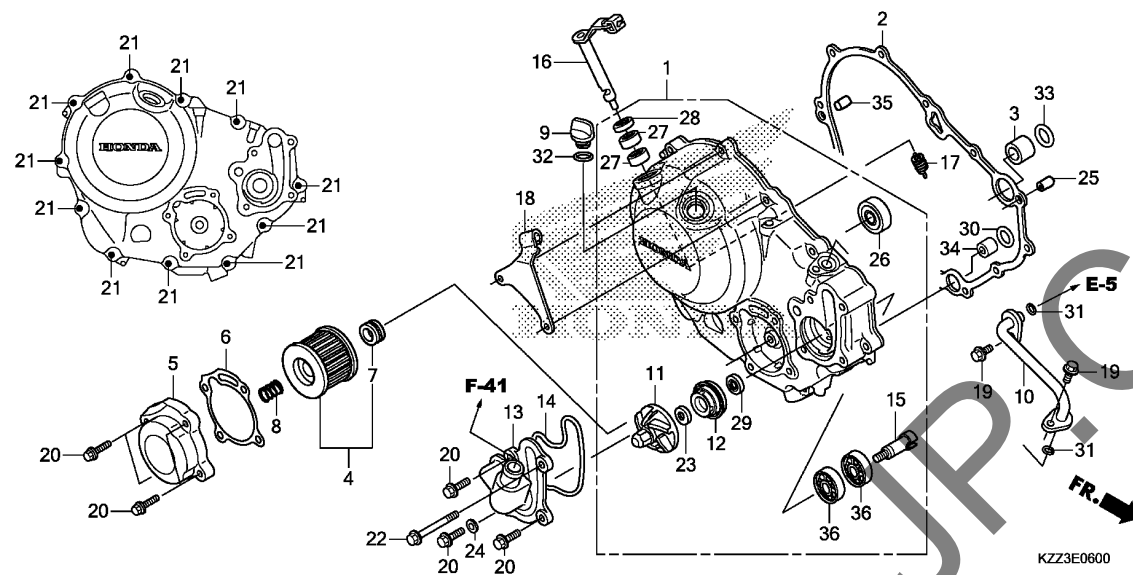
YUMBO-JP.COM



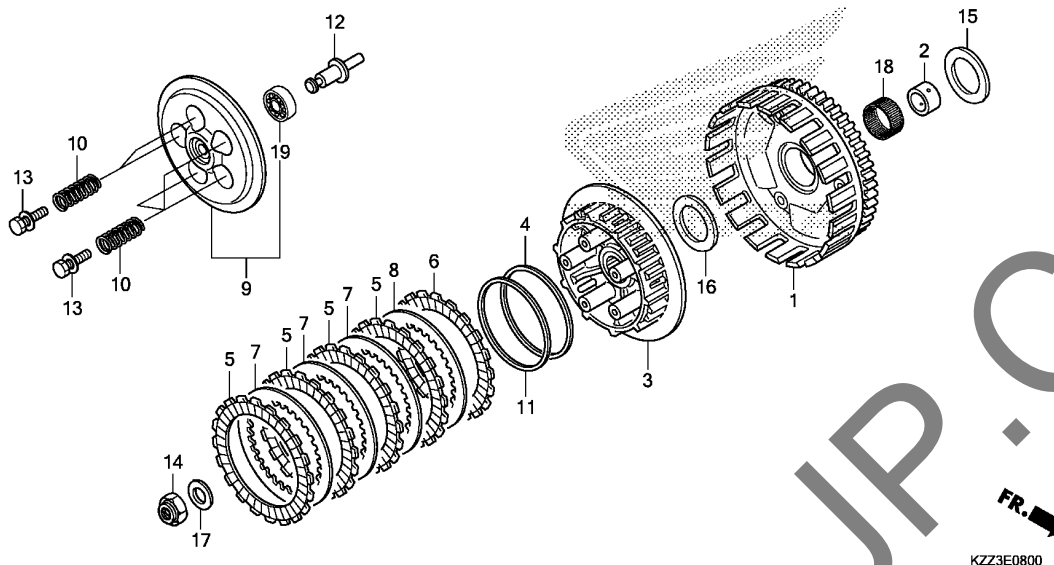
Ref. No.	L.O.N.	(Relative ref. Number) Description	F.R.T.
1	110159	COVER, CRANKCASE :RIGHT (30,33)	0.9
2	110158	GASKET, CRANKCASE COVER :RIGHT (6,7,8)	0.8
4	113127	ELEMENT, OIL FILTER (31)	0.3
10	114125	PIPE, WATER CONNECTING	0.3
11	114105	IMPELLER, WATER PUMP (29)	0.9
12	114110	MECHANICAL SEAL, WATER PUMP (14)	1.2
13	1141B0	COVER, WATER PUMP	0.3
15	1141E7	SHAFT, WATER PUMP	0.9
16	2121A7	LEVER, CLUTCH	0.9
26	1101V8	BEARING, CRANKSHAFT :CRANKCASE COVER SIDE	1.0
36	114144	BEARING, WATER PUMP	1.2

.NOTE: Same time for two units

Ref. No.	Part No.	Description	Reqd. QTY			Serial No.	Parts catalogue code
			CRF 250L D	CRF 250L E	CRF 250M E		
1	11300-KZZ-900	COVER ASSY., R. CRANKCASE	1	1	1		
2	11394-KYJ-900	GASKET, R. CRANKCASE COVER	1	1	1		
3	15326-KT7-000	COLLAR, OIL PATH, 18MM	1	1	1		
4	15410-KYJ-901	ELEMENT, OIL FILTER	1	1	1		
5	15411-KZZ-900	COVER, OIL FILTER	1	1	1		
6	15412-KYJ-901	GASKET, OIL FILTER COVER	1	1	1		
7	15413-MC8-000	RUBBER, FILTER	1	1	1		
8	15414-KF0-000	SPRING, OIL FILTER ELEMENT SETTING	1	1	1		
9	15611-KA4-710	CAP, OIL FILLER	1	1	1		
10	19120-KZZ-900	PIPE COMP., WATER	1	1	1		
11	19215-KGH-900	IMPELLER, WATER PUMP	1	1	1		
12	19217-P72-013	SEAL, MECHANICAL	1	1	1		
13	19220-KZZ-900	COVER COMP., WATER PUMP	1	1	1		
14	19226-KYJ-901	GASKET, WATER PUMP COVER	1	1	1		
15	19241-KYJ-900	SHAFT, WATER PUMP	1	1	1		
16	22810-KZZ-900	LEVER COMP., CLUTCH	1	1	1		
17	22815-KM7-700	SPRING, CLUTCH LEVER	1	1	1		
18	22821-KZZ-900	RECEIVER, CLUTCH CABLE	1	1	1		
19	90010-KYJ-900	BOLT, FLANGE, 6X16(NSHF)	2	2	2		
20	90012-KYJ-900	BOLT, FLANGE, 6X25(NSHF)	7	7	7		
21	90013-KYJ-900	BOLT, FLANGE, 6X30(NSHF)	11	11	11		
22	90015-KYJ-900	BOLT, FLANGE, 6X60(NSHF)	1	1	1		
23	90423-KW6-900	WASHER, 7X13X1.2	1	1	1		
24	90463-ML7-000	WASHER, SEALING, 6.5MM	1	1	1		



Ref. No.	Part No.	Description	Reqd. QTY			Serial No.	Parts catalogue code
			CRF 250L D	CRF 250L E	CRF 250M E		
25	90702-KFM-900	DOWEL PIN, 8X12	1	1	1		
26	91009-KYJ-901	BEARING, RADIAL BALL, 6001U	1	1	1		
27	91053-719-005	BEARING, NEEDLE, 12X16X10 (NTN)	2	2	2		
28	91204-KKO-003	OIL SEAL, 12X18X5 (ARAI)	1	1	1		
29	91205-KFO-003	OIL SEAL, 12X20X5 (ARAI)	1	1	1		
30	91301-KYJ-901	O-RING, 11.8X1.9	1	1	1		
31	91302-KYJ-901	O-RING, 9.8X2.4	2	2	2		
32	91307-035-000	O-RING, 18X3	1	1	1		
33	91322-PTO-004	O-RING, 17.8X1.9 (ARAI)	1	1	1		
34	94301-12160	PIN A, DOWEL, 12X16	1	1	1		
35	94302-08140	PIN B, DOWEL, 8X14	1	1	1		
36	96100-60013-00	BEARING, RADIAL BALL, 6001	2	2	2		



Ref. No.	L.O.N.	(Relative ref. Number) Description	F.R.T.
1		(18)	
1	2121A0	OUTER, CLUTCH .....	1.2
3	212112	CENTER, CLUTCH .....	1.2
5		(4,6,7,8,11)	
5	2121A1	DISC, CLUTCH FRICTION .....	1.0
		.NOTE: Same time for two units or more	
9		(19)	
9	2121A3	PLATE, CLUTCH PRESSURE .....	0.9
10	212107	SPRING, CLUTCH .....	0.9
		.NOTE: Same time for two units or more	
12	2121B6	ROD, CLUTCH LIFTER .....	0.9

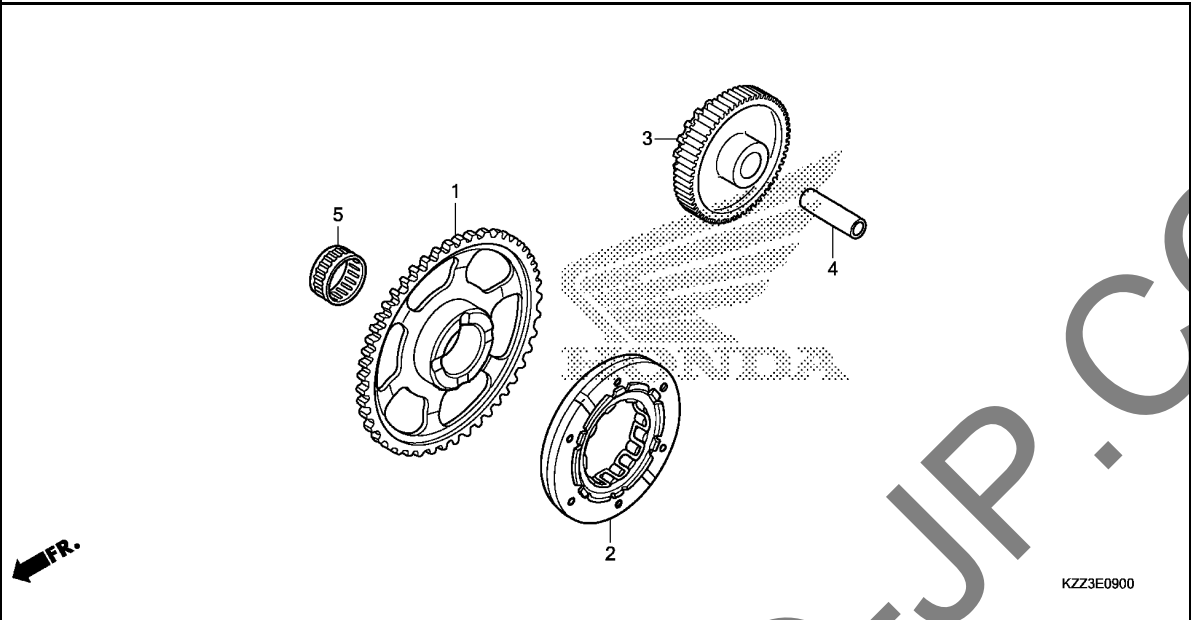
KZZ3E0800

Ref. No.	Part No.	Description	Reqd. QTY			Serial No.	Parts catalogue code
			CRF 250L D	CRF 250L E	CRF 250M E		
1	22100-KZZ-901	OUTER COMP., CLUTCH(73T) ....	1	1	1		
2	22116-KYJ-900	GUIDE, CLUTCH OUTER .....	1	1	1		
3	22121-KZZ-901	CENTER, CLUTCH .....	1	1	1		
4	22125-KZZ-901	SEAT, JUDDER SPRING .....	1	1	1		
5	22201-KYJ-902	DISK, CLUTCH FRICTION .....	4	4	4		
6	22202-KZZ-901	DISK B, CLUTCH FRICTION .....	1	1	1		
7	22321-KYJ-902	PLATE, CLUTCH .....	3	3	3		
8	22322-KZZ-901	PLATE B, CLUTCH .....	1	1	1		
9	22350-KYJ-902	PLATE COMP., CLUTCH PRESSURE	1	1	1		
10	22401-KYJ-902	SPRING, CLUTCH .....	5	5	5		
11	22402-KZZ-902	SPRING, JUDDER .....	1	1	1		
12	22847-KZZ-900	PIN, CLUTCH LIFTER .....	1	1	1		
13	90050-KYJ-902	BOLT, 6X1.0 .....	5	5	5		
14	90201-KYJ-900	NUT, SPECIAL, 16MM .....	1	1	1		
15	90404-KVK-900	WASHER, 20X40X2 .....	1	1	1		
16	90404-KYJ-902	WASHER, 20X40X2 .....	1	1	1		
17	90434-KPS-900	WASHER, 16MM .....	1	1	1		
18	91012-KYJ-901	BEARING, NEEDLE, 28X33X16.8	1	1	1		
19	96100-60010-00	BEARING, RADIAL BALL, 6001 ..	1	1	1		

E-9

STARTING CLUTCH

D12



Ref. No.	L.O.N.	(Relative ref. Number) Description	F.R.T.
1	612120	(5) GEAR, STARTER DRIVEN .....	0.6
2	612131	OUTER, STARTING CLUTCH .....	0.7
3	612125	GEAR, STARTER REDUCTION .....	0.4

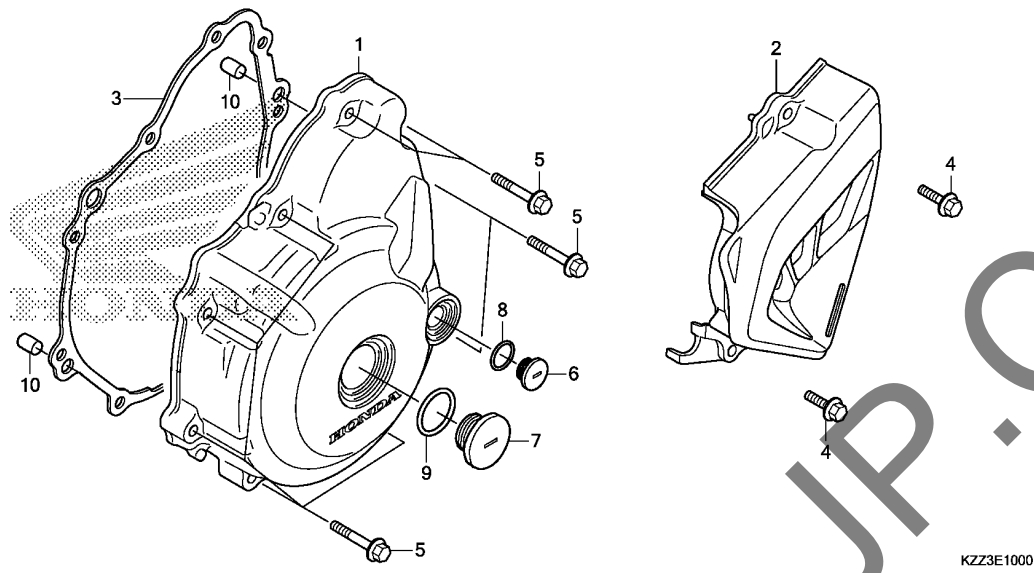
Ref. No.	Part No.	Description	Reqd. QTY			Serial No.	Parts catalogue code
			CRF 250L D	CRF 250L E	CRF 250M E		
1	28110-KYJ-900	GEAR COMP., STARTER DRIVEN (68T)	1	1	1		
2	28125-KYJ-901	OUTER COMP., STARTING CLUTCH	1	1	1		
3	28130-KYJ-900	GEAR, STARTER REDUCTION					
4	28132-MK5-000	SHAFT C, IDLE GEAR .....	1	1	1		
5	91107-KYJ-902	BEARING, NEEDLE, 29X34X24 ...	1	1	1		

2

E-10

LEFT CRANKCASE COVER

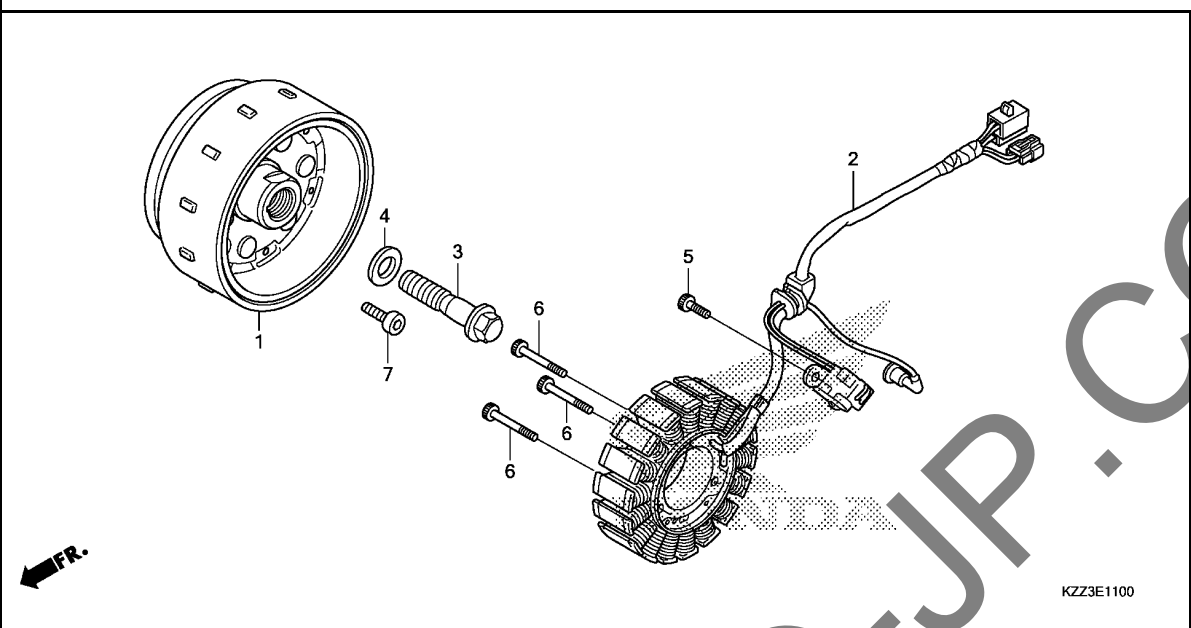
D13



Ref. No.	L.O.N.	(Relative ref. Number) Description	F.R.T.
1	1101A6	COVER, CRANKCASE :LEFT .....	0.5
2	1101B0	COVER, CRANKCASE :LEFT REAR ..	0.1
3	1101A3	GASKET, CRANKCASE COVER :LEFT	0.4

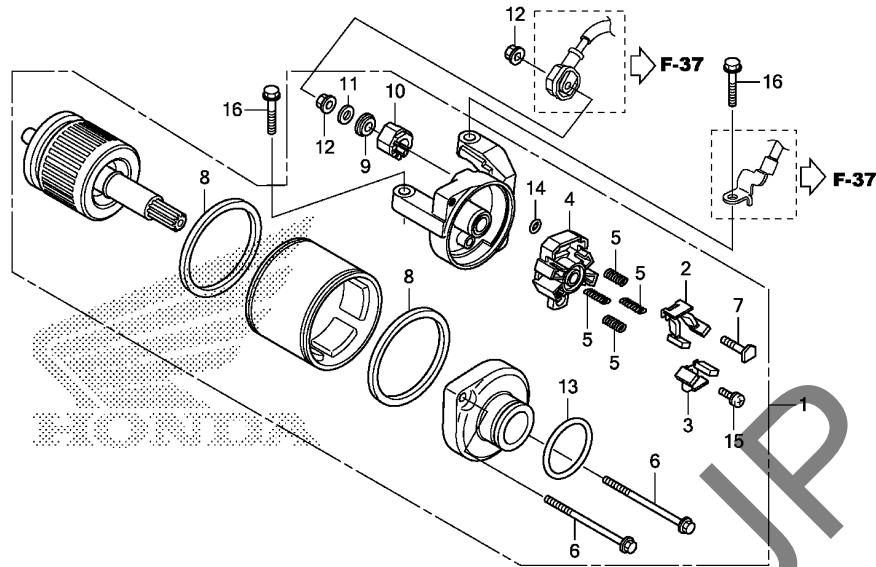
Ref. No.	Part No.	Description	Reqd. QTY			Serial No.	Parts catalogue code
			CRF 250L D	CRF 250L E	CRF 250M E		
1	11341-KZZ-900	COVER, L. CRANKCASE .....	1	1	1		
2	11360-KZZ-900	COVER COMP., L. RR. ....	1	1	1		
3	11395-KYJ-900	GASKET, L. CRANKCASE COVER ..	1	1	1		
4	90012-KYJ-900	BOLT, FLANGE, 6X25(NSHF) ....	2	2	2		
5	90013-KYJ-900	BOLT, FLANGE, 6X30(NSHF) ....	9	9	9		
6	90084-KPP-860	CAP, A.C. GENERATOR .....	1	1	1		
7	90087-KPP-860	CAP, 30MM .....	1	1	1		
8	91303-377-000	O-RING, 13.8X2.5 .....	1	1	1		
9	91356-KWV-000	O-RING, 30MM .....	1	1	1		
10	94302-08140	PIN B, DOWEL, 8X14 .....	2	2	2		

2



Ref. No.	L.O.N.	(Relative ref. Number) Description	F.R.T.
1	613105	ROTOR OR FLYWHEEL .....	0.7
2	6131A3	STATOR .....	0.7

Ref. No.	Part No.	Description	Reqd. QTY			Serial No.	Parts catalogue code
			CRF 250L D	CRF 250L E	CRF 250M E		
1	31110-KYJ-901	FLYWHEEL COMP. (DENSO) .....	1	1	1		
2	31120-KZZ-901	STATOR COMP. (DENSO) .....	1	1	1		
3	90023-KYJ-900	BOLT, FLANGE, 12X50 .....	1	1	1		
4	90401-KCY-670	WASHER, 12.5X30X5 .....	1	1	1		
5	96600-06016-00	BOLT, SOCKET, 6X16 .....	2	2	2		
6	96600-06035-00	BOLT, SOCKET, 6X35 .....	3	3	3		
7	96600-08020-10	BOLT, SOCKET, 8X20 .....	6	6	6		



Ref. No.	L.O.N.	(Relative ref. Number) Description	F.R.T.
1	(13)	MOTOR, STARTING .....	0.5
2	(3, 4, 5, 8)	TERMINAL, BRUSH(STARTER) .....	0.6

.NOTE: Same time for two units

← MFR.

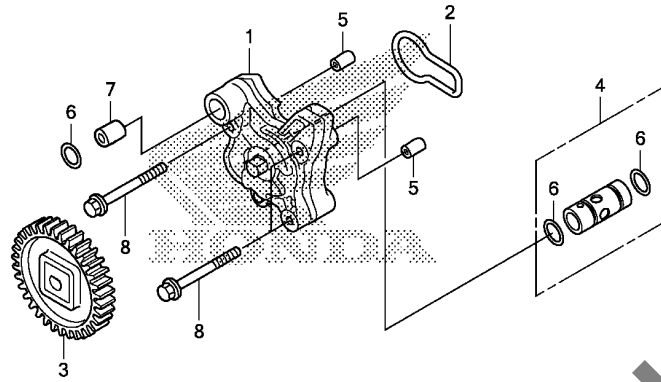
KZZ3E1300

Ref. No.	Part No.	Description	Reqd. QTY			Serial No.	Parts catalogue code
			CRF 250L D	CRF 250L E	CRF 250M E		
1	31200-KZZ-901	MOTOR ASSY., STARTER(MITSUBA)	1	1	1		
2	31201-MEW-921	BRUSH SET A, CARBON .....	1	1	1		
3	31202-MEW-921	BRUSH SET B, CARBON .....	1	1	1		
4	31203-MEW-921	HOLDER, BRUSH .....	1	1	1		
5	31204-MEW-921	SPRING, CARBON BRUSH .....	4	4	4		
6	31205-HP5-601	BOLT, SETTING .....	2	2	2		
7	31206-MEW-921	BOLT, TERMINAL .....	1	1	1		
8	31207-HP5-601	RING .....	2	2	2		
9	31208-MEW-921	INSULATOR .....	1	1	1		
10	31209-MEW-921	STOPPER, TERMINAL .....	1	1	1		
11	31210-MEW-921	WASHER .....	1	1	1		
12	90071-MB0-000	NUT-WASHER, 6MM .....	2	2	2		
13	91309-425-003	O-RING, 24.4X3.1(ARAI) .....	1	1	1		
14	91320-MB0-000	O-RING, 4X2 .....	1	1	1		
15	93892-05012-08	SCREW-WASHER, 5X12 .....	1	1	1		
16	95701-06025-00	BOLT, FLANGE, 6X25 .....	2	2	2		

E-14

OIL PUMP

D16

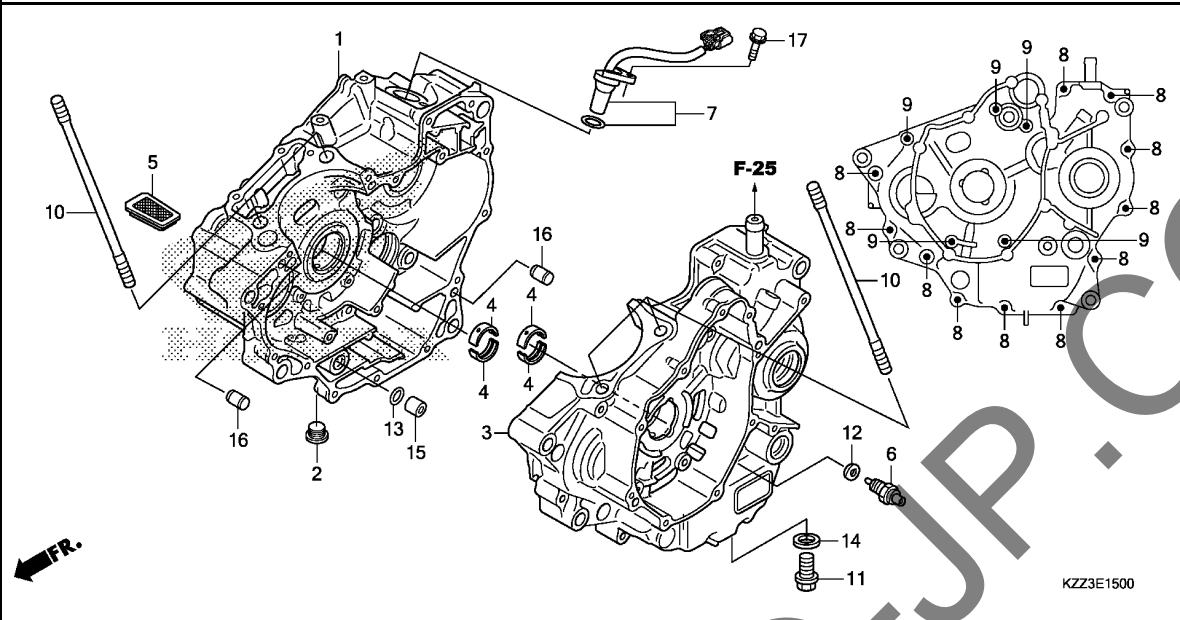


FR. →  
KZZ3E1400

Ref. No.	L.O.N.	(Relative ref. Number) Description	F.R.T.
1	(2)		
113105		PUMP ASSY., OIL .....	1.0
3	(6)		
1131A2		SPROCKET, OIL PUMP DRIVE .....	0.8
4	(6)		
113126		VALVE, RELIEF .....	1.0

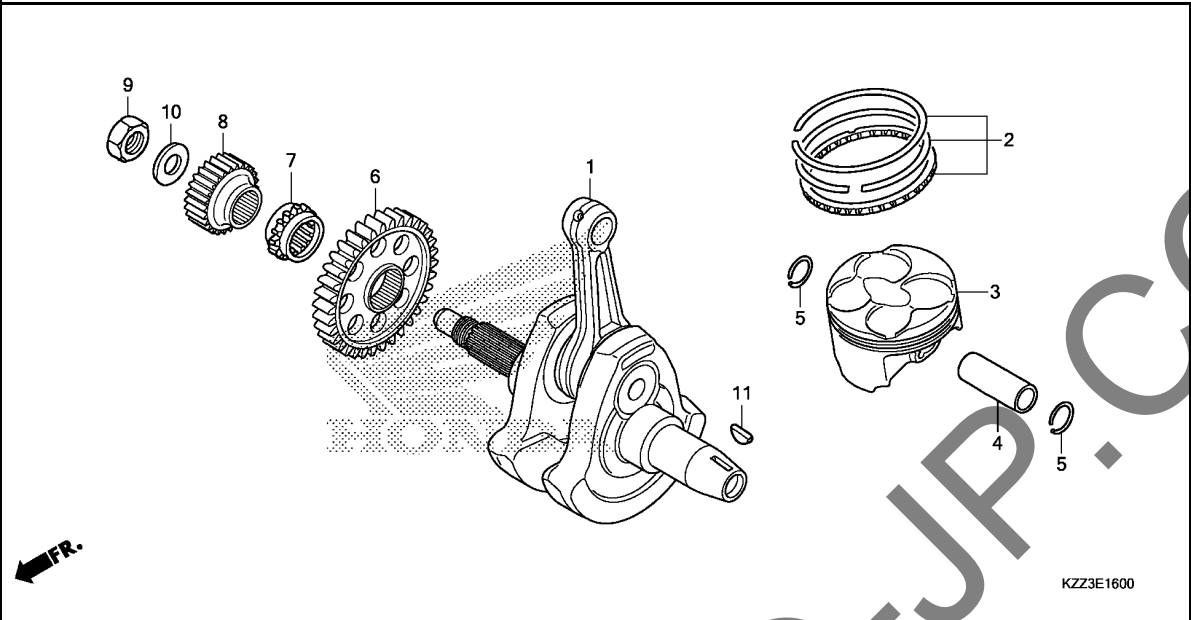
Ref. No.	Part No.	Description	Reqd. QTY			Serial No.	Parts catalogue code
			CRF 250L D	CRF 250L E	CRF 250M E		
1	15100-KYJ-900	PUMP ASSY., OIL .....	1	1	1		
2	15119-KYJ-901	GASKET, OIL PUMP .....	1	1	1		
3	15130-KYJ-900	GEAR COMP., OIL PUMP(32T) .....	1	1	1		
4	15220-KYJ-900	VALVE ASSY., RELIEF .....	1	1	1		
5	90702-KFM-900	DOWEL PIN, 8X12 .....	2	2	2		
6	91301-KYJ-901	O-RING, 11.8X1.9 .....	3	3	3		
7	94301-12160	PIN A, DOWEL, 12X16 .....	1	1	1		
8	95701-06045-00	BOLT, FLANGE, 6X45 .....	3	3	3		

2



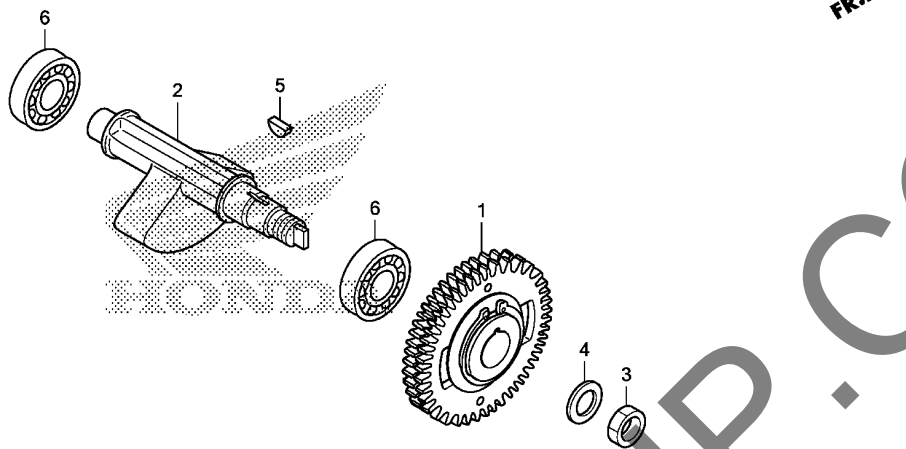
Ref. No.	L.O.N.	(Relative ref. Number) Description	F.R.T.
1	110120	CRANKCASE :RIGHT ..... .INCLUDES: Engine removal and installation	5.6
3	110115	CRANKCASE :LEFT ..... .INCLUDES: Engine removal and installation	5.6
	1101A2	CRANKCASE :BOTH ..... .INCLUDES: Engine removal and installation	6.2
4	1101B6	BEARING, CRANKSHAFT :LEFT .... .INCLUDES: Engine removal and installation	5.1
	1101B7	BEARING, CRANKSHAFT :RIGHT ... .INCLUDES: Engine removal and installation	5.1
	1101G0	BEARING, CRANKSHAFT :BOTH .... .INCLUDES: Engine removal and installation	5.3
5	1131B5	SCREEN, OIL FILTER .....	0.8
6	6151B8	SWITCH, NEUTRAL .....	0.2
7	617198	SENSOR, SPEEDOMETER .....	0.3

Ref. No.	Part No.	Description	Reqd. QTY			Serial No.	Parts catalogue code
			CRF 250L D	CRF 250L E	CRF 250M E		
1	11100-KZZ-900	CRANKCASE COMP., R. ....	1	1	1		
2	11107-KYJ-900	BOLT, SEALING, 16MM .....	1	1	1		
3	11200-KZZ-900	CRANKCASE COMP., L. ....	1	1	1		
4	13312-KYJ-901	BEARING A, CRANKSHAFT (BLUE) -	4	4	4		
	13313-KYJ-901	BEARING B, CRANKSHAFT (BLACK)	4	4	4		
	13314-KYJ-901	BEARING C, CRANKSHAFT (BROWN)	4	4	4		
	13315-KYJ-305	BEARING D, CRANKSHAFT (RED)	(4)	(4)	(4)		
	13316-KYJ-305	BEARING E, CRANKSHAFT (GREEN)	(4)	(4)	(4)		
	13317-KYJ-305	BEARING F, CRANKSHAFT (YELLOW)	(4)	(4)	(4)		
	13318-KYJ-305	BEARING G, CRANKSHAFT (PINK)	(4)	(4)	(4)		
5	15421-KYJ-900	SCREEN, OIL FILTER .....	1	1	1		
6	35600-HA0-003	SWITCH ASSY., NEUTRAL (TOYO) -	1	1	1		
7	37700-KZZ-901	SENSOR ASSY., SPEED .....	1	1	1		
8	90014-KYJ-900	BOLT, FLANGE, 6X40(NSHF) ....	11	11	11		
9	90016-KYJ-900	BOLT, FLANGE, 6X70(NSHF) ....	5	5	5		
10	90032-KYJ-900	BOLT, STUD, 10X178 .....	4	4	4		
11	90061-KYJ-900	BOLT, DRAIN PLUG, 12MM .....	1	1	1		
12	90443-KR0-000	WASHER, NEUTRAL SWITCH .....	1	1	1		
13	91301-KYJ-901	O-RING, 11.8X1.9 .....	1	1	1		
14	94109-12000	WASHER, DRAIN PLUG, 12MM ....	1	1	1		
15	94301-12160	PIN A, DOWEL, 12X16 .....	1	1	1		
16	94302-08140	PIN B, DOWEL, 8X14 .....	2	2	2		
17	95701-06018-00	BOLT, FLANGE, 6X18 .....	1	1	1		



Ref. No.	L.O.N.	(Relative ref. Number) Description	F.R.T.
1	1101B5	CRANKSHAFT ..... .INCLUDES: Engine removal and installation (2,4,5)	5.3
3	111103	PISTON RING AND/OR PISTON(ONE) ..... .INCLUDES: Engine removal and installation	3.5
6	110183	GEAR, BALANCER DRIVE ..... .INCLUDES: Engine removal and installation	3.7
7	1101C8	SPROCKET, TIMING ..... .INCLUDES: Engine removal and installation	3.7
8	211105	GEAR, PRIMARY DRIVE ..... .INCLUDES: Engine removal and installation	1.2

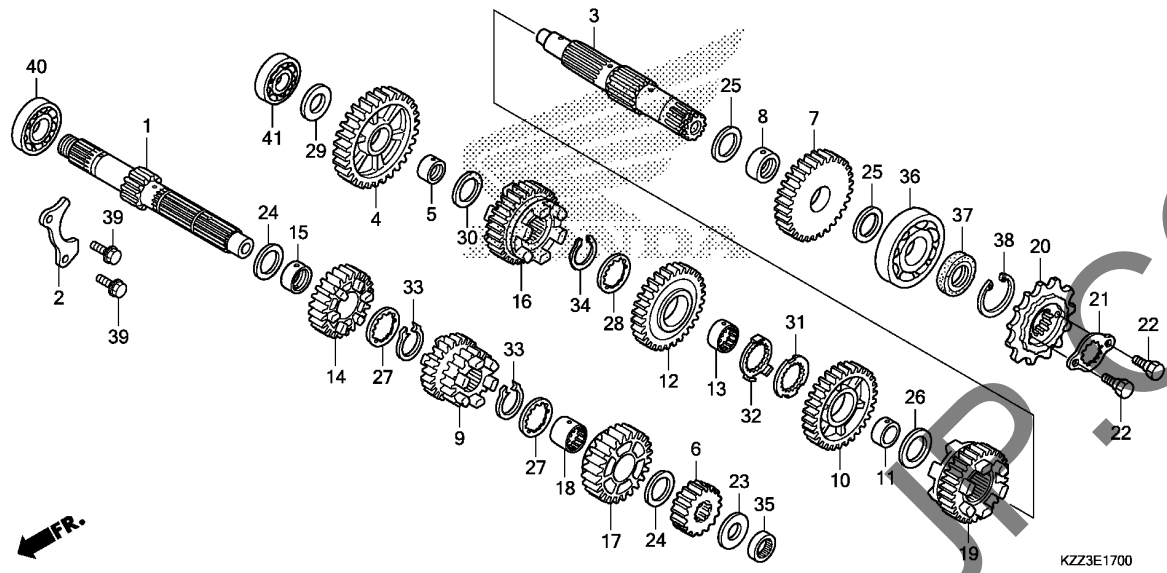
Ref. No.	Part No.	Description	Reqd. QTY			Serial No.	Parts catalogue code
			CRF 250L D	CRF 250L E	CRF 250M E		
1	13000-KYJ-902	CRANKSHAFT COMP. ....	1	1	1		
2	13010-KYJ-305	RING SET, PISTON(STD.) ....	1	1	1		
3	13101-KYJ-900	PISTON(STD.) ....	1	1	1		
4	13111-MEL-000	PIN, PISTON ....	1	1	1		
5	13112-KYJ-900	CLIP, PISTON PIN, 17MM ....	2	2	2		
6	13417-KYJ-900	GEAR, BALANCER DRIVE(34T) ...	1	1	1		
7	14311-KYJ-900	SPROCKET, TIMING(17T) ....	1	1	1		
8	23121-KYJ-900	GEAR, PRIMARY DRIVE(26T) ....	1	1	1		
9	90235-KYJ-900	NUT, LOCK, 16MM ....	1	1	1		
10	90434-KPS-900	WASHER, 16MM ....	1	1	1		
11	90742-KYJ-900	KEY, WOODRUFF, 25X18 ....	1	1	1		



KZZ3E1610

Ref. No.	L.O.N.	(Relative ref. Number) Description	F.R.T.
1	1101L5	GEAR, BALANCER DRIVEN ..... .INCLUDES: Engine removal and installation	3.8
2	110185	SHAFT, BALANCER ..... .INCLUDES: Engine removal and installation	4.7
6	1101G3	BEARING, BALANCER SHAFT :LEFT .INCLUDES: Engine removal and installation	4.9
	1101G4	BEARING, BALANCER SHAFT :RIGHT .INCLUDES: Engine removal and installation	4.9
	1101G5	BEARING, BALANCER SHAFT :BOTH .INCLUDES: Engine removal and installation	5.1

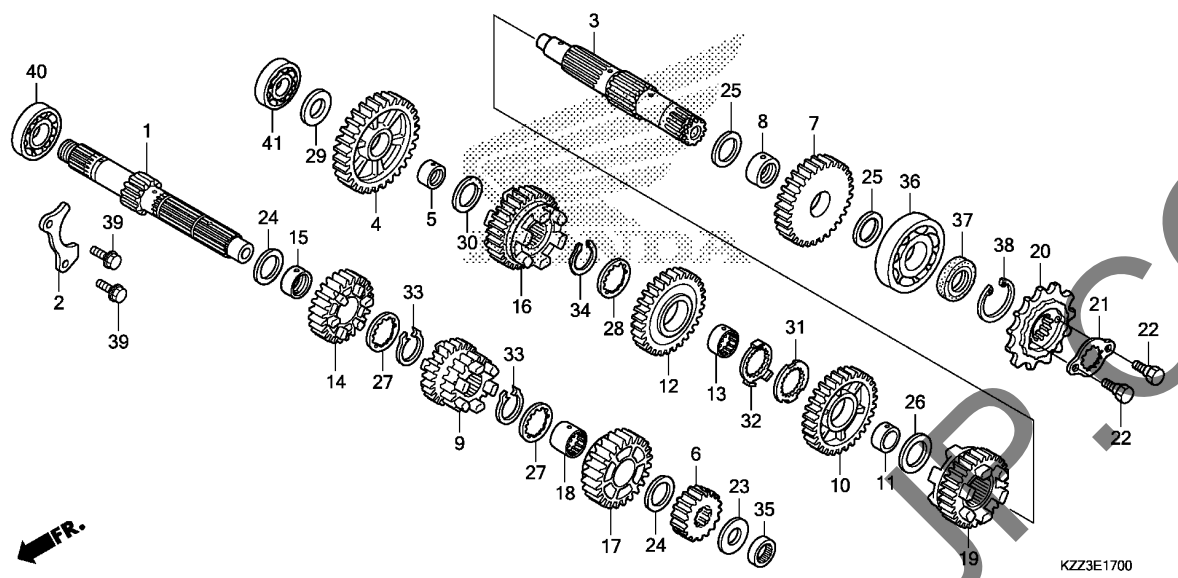
Ref. No.	Part No.	Description	Reqd. QTY			Serial No.	Parts catalogue code
			CRF 250L D	CRF 250L E	CRF 250M E		
1	13410-KYJ-901	GEAR ASSY., BALANCER DRIVEN (34T)	1	1	1		
2	13421-KYJ-900	SHAFT, BALANCER .....	1	1	1		
3	90204-KYJ-900	NUT, HEX., 14MM .....	1	1	1		
4	90433-MEY-670	WASHER, 14.2X24 .....	1	1	1		
5	90741-KFB-000	KEY, WOODRUFF, 4MM .....	1	1	1		
6	91008-KYJ-901	BEARING, RADIAL BALL, 6204 (SPECIAL)	2	2	2		



Ref. No.	L.O.N.	(Relative ref. Number) Description	F.R.T.
1		(6,9,14,17)	
210141		MAINSHAFT, TRANSMISSION .....	4.9
		.INCLUDES: Engine removal and installation	
210141A		.Replace countershaft add ....	0.2
3		(4,7,10,12,16,19)	
210142		COUNTERSHAFT, TRANSMISSION ...	4.9
		.INCLUDES: Engine removal and installation	
210142A		.Replace mainshaft add .....	0.2
20		213135 SPROCKET, DRIVE .....	0.3
35		2101C2 BEARING, MAINSHAFT :LEFT .....	4.9
		.INCLUDES: Engine removal and installation	
36		2101C7 BEARING, COUNTERSHAFT :LEFT ..	4.9
		.INCLUDES: Engine removal and installation	
40		2101C5 BEARING, MAINSHAFT :RIGHT ....	4.9
		.INCLUDES: Engine removal and installation	
		2101C6 BEARING, MAINSHAFT :BOTH .....	5.1
		.INCLUDES: Engine removal and installation	
+41		2101C8 BEARING, COUNTERSHAFT :RIGHT ..	4.9

Ref. No.	Part No.	Description	Reqd. QTY			Serial No.	Parts catalogue code
			CRF 250L D	CRF 250L E	CRF 250M E		
1	23211-KZZ-900	MAINSHAFT(12T) .....	1	1	1		
2	23212-KYJ-900	PLATE, BEARING SETTING .....	1	1	1		
3	23221-KZZ-900	COUNTERSHAFT .....	1	1	1		
4	23411-KZZ-900	GEAR, COUNTERSHAFT LOW(40T) ..	1	1	1		
5	23412-KYJ-900	COLLAR, 20X23X10.5 .....	1	1	1		
6	23421-KZZ-900	GEAR, MAINSHAFT SECOND(17T) ..	1	1	1		
7	23431-KZZ-900	GEAR, COUNTERSHAFT SECOND(36T)	1	1	1		
8	23432-KYJ-900	COLLAR, 22X25X11 .....	1	1	1		
9	23441-KZZ-900	GEAR, MAINSHAFT THIRD & FOURTH (21T/23T)	1	1	1		
10	23451-KZZ-900	GEAR, COUNTERSHAFT THIRD(33T)	1	1	1		
11	23452-KYJ-900	COLLAR, 25X28X10 .....	1	1	1		
12	23471-KZZ-900	GEAR, COUNTERSHAFT FOURTH(30T)	1	1	1		
13	23472-KYJ-900	COLLAR, SPLINE, 25X10 .....	1	1	1		
14	23481-KZZ-900	GEAR, MAINSHAFT FIFTH(26T) ..	1	1	1		
15	23482-KYJ-900	BUSH, 20X23X17.4 .....	1	1	1		
16	23491-KZZ-900	GEAR, COUNTERSHAFT FIFTH(29T)	1	1	1		
17	23501-KZZ-900	GEAR, MAINSHAFT SIXTH(27T) ..	1	1	1		
18	23502-KYJ-900	COLLAR, SPLINE, 23MM .....	1	1	1		
19	23511-KZZ-900	GEAR, COUNTERSHAFT SIXTH(26T)	1	1	1		
20	23801-KYJ-940	SPROCKET COMP., DRIVE(14T) ..	1	1	1		
21	23802-KYJ-900	PLATE, FIXING .....	1	1	1		
22	90084-041-000	BOLT, DRIVE SPROCKET FIXING ..	2	2	2		
23	90405-KYJ-900	WASHER, 17X26X1.0 .....	1	1	1		
24	90406-KYJ-900	WASHER, 20X27X1.0 .....	2	2	2		

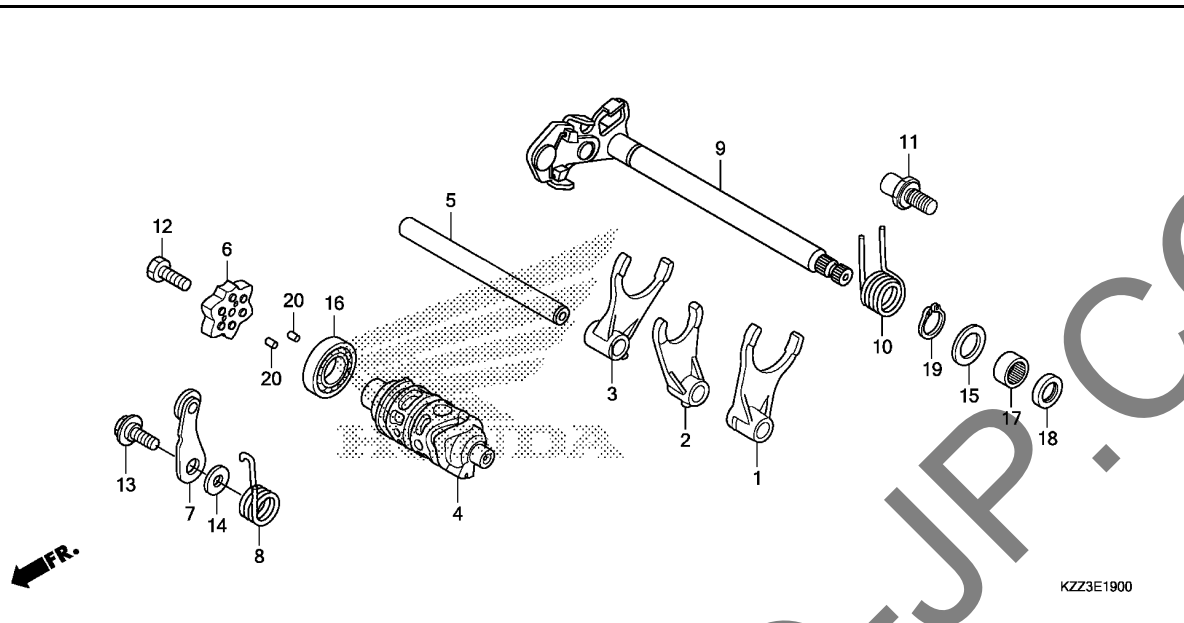




Ref. No.	L.O.N.	(Relative ref. Number) Description	F.R.T.
----------	--------	------------------------------------	--------

+41		.INCLUDES: Engine removal and installation	
2101C9		BEARING, COUNTERSHAFT :BOTH ..	5.1
		.INCLUDES: Engine removal and installation	
2101D4		BEARING, MAINSHAFT AND COUNTERSHAFT :ALL .....	5.3
		.INCLUDES: Engine removal and installation	

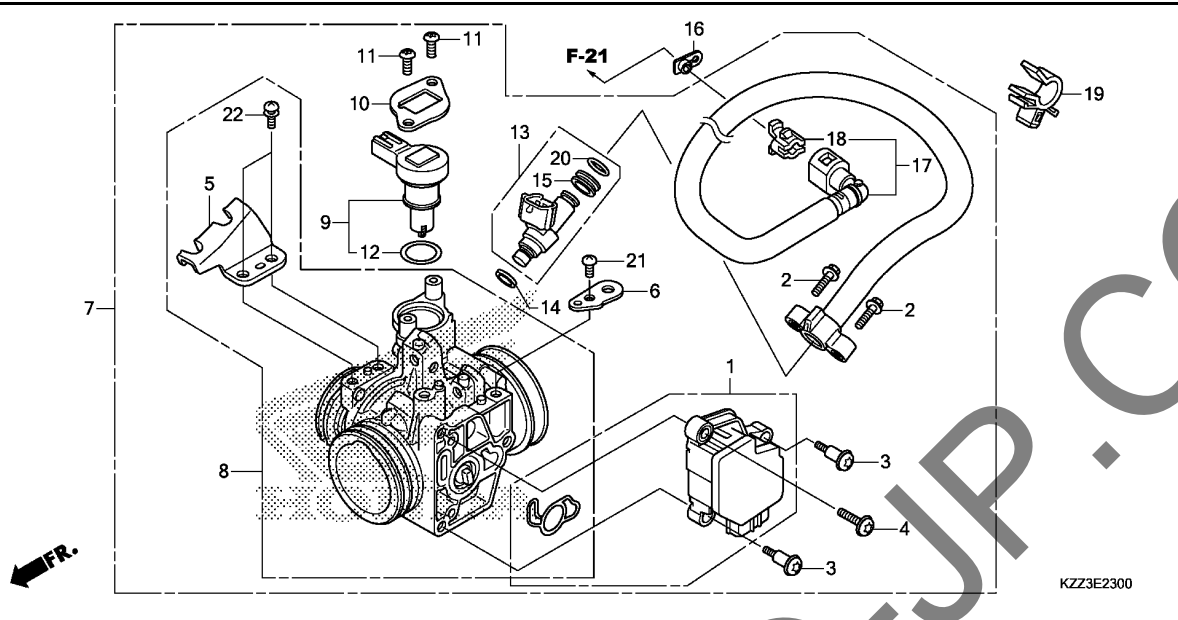
Ref. No.	Part No.	Description	Reqd. QTY			Serial No.	Parts catalogue code
			CRF 250L D	CRF 250L E	CRF 250M E		
25	90407-KYJ-900	WASHER, 22X29X1.0 .....	2	2	2		
26	90408-KYJ-900	WASHER, 25X32X1.0 .....	1	1	1		
27	90451-KYJ-900	WASHER, SPLINE, 20X26X1.6 .....	2	2	2		
28	90452-KYJ-900	WASHER, SPLINE, 25X31X1.0 .....	1	1	1		
29	90453-KYJ-900	WASHER, 17X28X1.0 .....	1	1	1		
30	90454-KPS-900	WASHER B, THRUST, 20MM .....	1	1	1		
31	90454-KYJ-900	WASHER, SPLINE, 25X42X1.6 .....	1	1	1		
32	90455-KYJ-900	WASHER, LOCK, 25MM .....	1	1	1		
33	90601-KYJ-900	CIRCLIP, EXTERNAL, 20MM .....	2	2	2		
34	90602-KYJ-900	CIRCLIP, EXTERNAL, 25MM .....	1	1	1		
35	91003-KYJ-901	BEARING, NEEDLE, 17X27X13 .....	1	1	1		
36	91005-KYJ-901	BEARING, RADIAL BALL (63/22) .....	1	1	1		
37	91207-KYJ-901	OIL SEAL, 22X36X5 .....	1	1	1		
38	94520-37000	CIRCLIP, INTERNAL, 37MM .....	1	1	1		
39	95701-06014-00	BOLT, FLANGE, 6X14 .....	2	2	2		
40	96100-63040-00	BEARING, RADIAL BALL, 6304 .....	1	1	1		
41	96140-62030-00	BEARING, RADIAL BALL, 6203U .....	1	1	1		



Ref. No.	L.O.N.	(Relative ref. Number) Description	F.R.T.
1		(2,3)	
210112		FORK, GEARSHIFT ..... .INCLUDES: Engine removal and installation .NOTE: Same time for two units or more	4.9
4 2101A9		DRUM, GEARSHIFT ..... .INCLUDES: Engine removal and installation	4.9
6 2101D6		PLATE, GEARSHIFT DRUM STOPPER (8)	1.3
7 210125		STOPPER OR SPRING, SHIFT DRUM (10)	1.3
9 210122		SPINDLE, GEARSHIFT .....	1.3
18 1101F9		OIL SEAL, GEARSHIFT SPINDLE ..	1.3

Ref. No.	Part No.	Description	Reqd. QTY			Serial No.	Parts catalogue code
			CRF 250L D	CRF 250L E	CRF 250M E		
1	24211-KZZ-900	FORK, L. GEARSHIFT .....	1	1	1		
2	24212-KZZ-900	FORK, CENTER GEARSHIFT .....	1	1	1		
3	24213-KZZ-900	FORK, R. GEARSHIFT .....	1	1	1		
4	24301-KYJ-900	DRUM, GEARSHIFT .....	1	1	1		
5	24321-KYJ-900	SHAFT, GEARSHIFT FORK .....	1	1	1		
6	24410-KYJ-900	PLATE COMP., GEARSHIFT DRUM STOPPER	1	1	1		
7	24430-KGH-901	STOPPER COMP., GEARSHIFT DRUM	1	1	1		
8	24435-KYJ-900	SPRING, DRUM STOPPER .....	1	1	1		
9	24610-KYJ-900	SPINDLE COMP., GEARSHIFT .....	1	1	1		
10	24651-KRM-840	SPRING, GEARSHIFT RETURN .....	1	1	1		
11	24652-KRM-840	PIN, SHIFT RETURN SPRING .....	1	1	1		
12	90003-KVS-900	BOLT, HEX., 6X20 .....	1	1	1		
13	90022-MG8-000	PIVOT, SHIFT DRUM STOPPER ARM	1	1	1		
14	90435-HB3-000	WASHER, 6.1MM .....	1	1	1		
15	90457-KRM-840	WASHER, 14MM .....	1	1	1		
16	91015-MCA-003	BEARING, RADIAL BALL, 6905 ..	1	1	1		
17	91101-121-691	BEARING, NEEDLE, 14MM(TOYO) ..	1	1	1		
18	91203-KSP-911	OIL SEAL, 14X22X5 .....	1	1	1		
19	94510-14000	CIRCLIP, EXTERNAL, 14MM .....	1	1	1		
20	96220-30085	ROLLER, 3X8.5 .....	2	2	2		





Ref. No.	L.O.N.	(Relative ref. Number) Description	F.R.T.
1	617115	SENSOR, THROTTLE .....	0.8
7	311132	BODY ASSY., THROTTLE .....	0.7
8	311130	BODY, THROTTLE .....	0.8
9		(12)	
	3111N5	VALVE, IDLE AIR CONTROL .....	0.5
13		(14,20)	
	311145	INJECTOR, FUEL .....	0.6
17	310162	HOSE, FUEL FEED .....	0.5

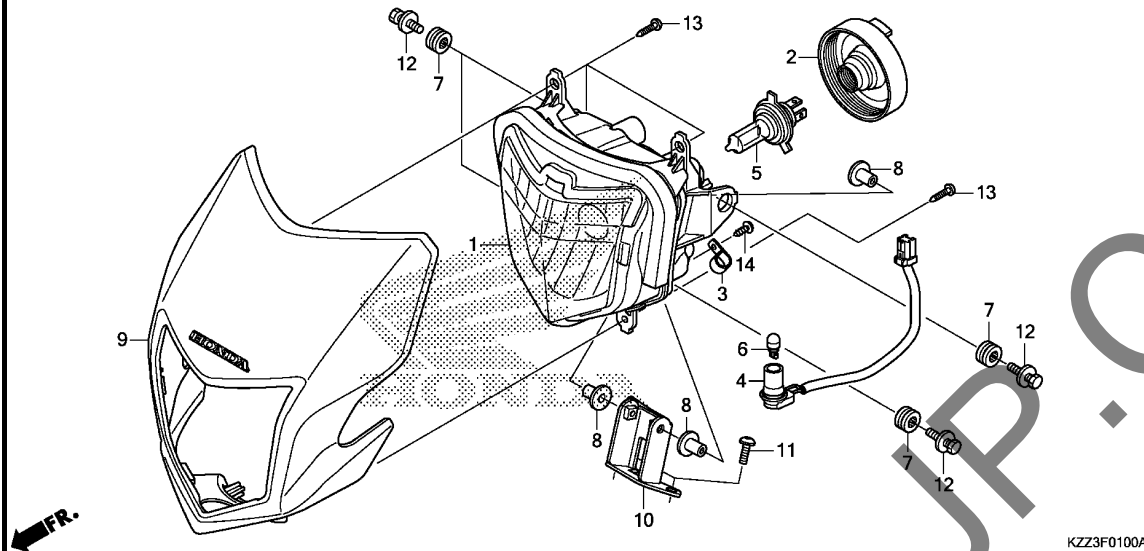
Ref. No.	Part No.	Description	Reqd. QTY			Serial No.	Parts catalogue code
			CRF 250L D	CRF 250L E	CRF 250M E		
1	16060-KYJ-901	SENSOR SET .....	1	1	1		
2	16080-KPH-701	BOLT, FLANGE, 5X20 .....	2	2	2		
3	16081-KYJ-901	SCREW, TORX, 5X8.7 .....	2	2	2		
4	16082-KYJ-901	SCREW, TORX, 5X17 .....	1	1	1		
5	16169-MFR-671	STAY, WIRE .....	1	1	1		
6	16196-HP6-A01	STAY, HARNESS CLAMPER .....	1	1	1		
7	16400-KZZ-901	BODY ASSY., THROTTLE(G032A A) .....	1	1	1		
8	16410-KZZ-901	BODY SET .....	1	1	1		
9	16430-KYJ-901	VALVE SET, IDLE AIR CONTROL .....	1	1	1		
10	16432-MFE-641	PLATE, IDLE AIR CONTROL VALVE .....	1	1	1		
11	16433-HN8-A61	SCREW, TORX .....	2	2	2		
12	16435-HN8-A61	O-RING, 17.8X1.9 .....	1	1	1		
13	16450-MFE-641	INJECTOR ASSY., FUEL .....	1	1	1		
14	16472-MCW-000	SEAL RING, INJECTOR .....	1	1	1		
15	16473-P7A-004	CUSHION RING, INJECTOR .....	1	1	1		
16	16719-MEW-920	DAMPER, CONNECTOR .....	1	1	1		
17	17526-KZZ-901	HOSE COMP., FUEL FEED .....	1	1	1		
18	17711-MGE-003	RETAINER .....	1	1	1		
19	90611-KZZ-901	CLAMP, HOSE (BLACK) .....	1	1	1		
20	91301-P7A-004	O-RING, 7.8X1.9 .....	1	1	1		
21	93500-05010-1H	SCREW, PAN, 5X10 .....	1	1	1		
22	93892-05012-18	SCREW-WASHER, 5X12 .....	2	2	2		

2

F-1

# HEADLIGHT

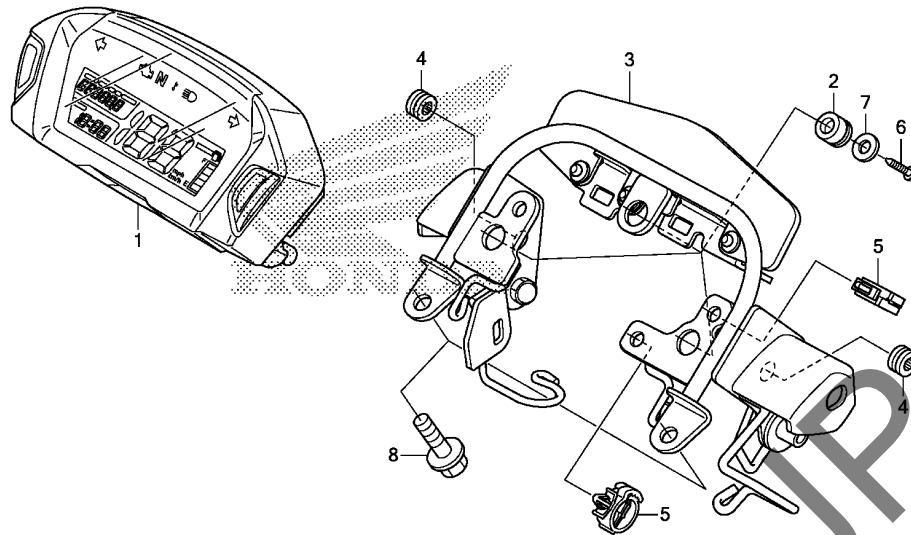
F 1



Ref. No.	L.O.N.	(Relative ref. Number) Description	F.R.T.
1	6161A7	HEADLIGHT UNIT .....	0.3
5	(2)		
	616118	BULB, HEADLIGHT .....	0.1
9	4111L3	COWL, FRONT CENTER .....	0.2

Ref. No.	Part No.	Description	Reqd. QTY			Serial No.	Parts catalogue code
			CRF 250L D	CRF 250L E	CRF 250M E		
1	33110-KZZ-931	HEADLIGHT UNIT COMP. (12V 60/55W)	1	1	1		
2	33112-KWR-003	COVER, RUBBER .....	1	1	1		
3	33116-KPP-T01	CLAMP, CORD .....	1	1	1		
4	33150-KZZ-931	SOCKET COMP., POSITION LIGHT	1	1	1		
5	34901-KWR-003	BULB, HEADLIGHT(H4) (12V 60/55W)(KOITO)	1	1	1		
6	34908-SB6-003	BULB(12V 5W)(KOITO) .....	1	1	1		
7	61103-357-000	RUBBER, FR. FENDER MOUNTING	4	4	4		
8	61104-KZZ-900	COLLAR .....	3	3	3		
9	61140-KZZ-900ZD	VISOR SET, FR.(WL) *TYPE1*	1	1	-		
	61140-KZZ-A20ZA	*TYPE1*	-	-	1		
10	61330-KZZ-900	STAY, HEADLIGHT LOWER	1	1	1		
11	90006-KTW-900	BOLT, SPECIAL, 6X18 .....	2	2	2		
12	90104-KZZ-900	BOLT, WASHER, 6X22 .....	4	4	4		
13	93913-25480	SCREW, TAPPING, 5X16(PO) .....	4	4	4		
14	93901-34320	SCREW, TAPPING, 4X12 .....	1	1	1		

3

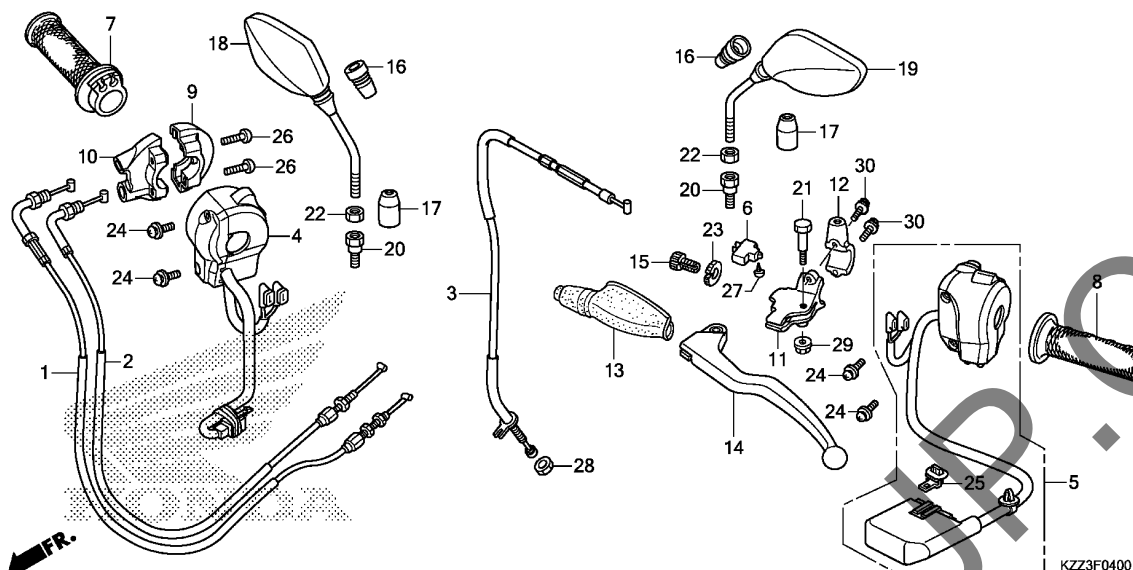


KZZ3F0200

Ref. No.	L.O.N.	(Relative ref. Number) Description	F.R.T.
1	8121A2	METER, COMBINATION .....	0.3
3	8121A4	BRACKET, METER .....	0.5

3

Ref. No.	Part No.	Description	Reqd. QTY			Serial No.	Parts catalogue code
			CRF 250L D	CRF 250L E	CRF 250M E		
1	37100-KZZ-902	METER ASSY., COMBINATION(KPH)	1	1	-	-----	2BR, BR, ED, F, KO, LA, PH, U
	37100-KZZ-872	METER ASSY., COMBINATION (MPH/KPH)	1	-	-	-----	E
	37100-KZZ-A22	METER ASSY., COMBINATION(KPH)	-	-	1	-----	2ED, ED
	37100-KZZ-A72	METER ASSY., COMBINATION (MPH/KPH)	-	-	1	-----	3E, E
2	37215-KZZ-900	RUBBER, METER SETTING .....	3	3	3		
3	61315-KZZ-900	STAY COMP., METER .....	1	1	1		
4	61328-MJ6-000	RUBBER, HEADLIGHT MOUNTING ..	2	2	2		
5	90652-KZZ-901	CLIP .....	2	2	2		
6	93913-25380	SCREW, TAPPING, 5X14(PO) .....	3	3	3		
7	94103-05700	WASHER, PLAIN, 5MM .....	3	3	3		
8	95701-08020-00	BOLT, FLANGE, 8X20 .....	2	2	2		



Ref. No.	L.O.N.	(Relative ref. Number) Description	F.R.T.
1		(2)	
1	811100	CABLE, THROTTLE .....	0.4
		.NOTE: Same time for two units	
3	811115	CABLE, CLUTCH .....	0.3
4	615108	SWITCH, ENGINE STOP .....	0.4
5	615118	SWITCH, WINKER .....	0.4
6	6151A9	SWITCH, CLUTCH .....	0.1
7	810150	GRIP, THROTTLE .....	0.3
8	8101C0	GRIP, HANDLE :LEFT .....	0.1
10	810155	HOUSING, THROTTLE .....	0.4
11	8101C8	BRACKET, HANDLE LEVER :LEFT ..	0.2
14	8101C6	LEVER, HANDLE :LEFT .....	0.1
	8101F5	LEVER, HANDLE :BOTH .....	0.2

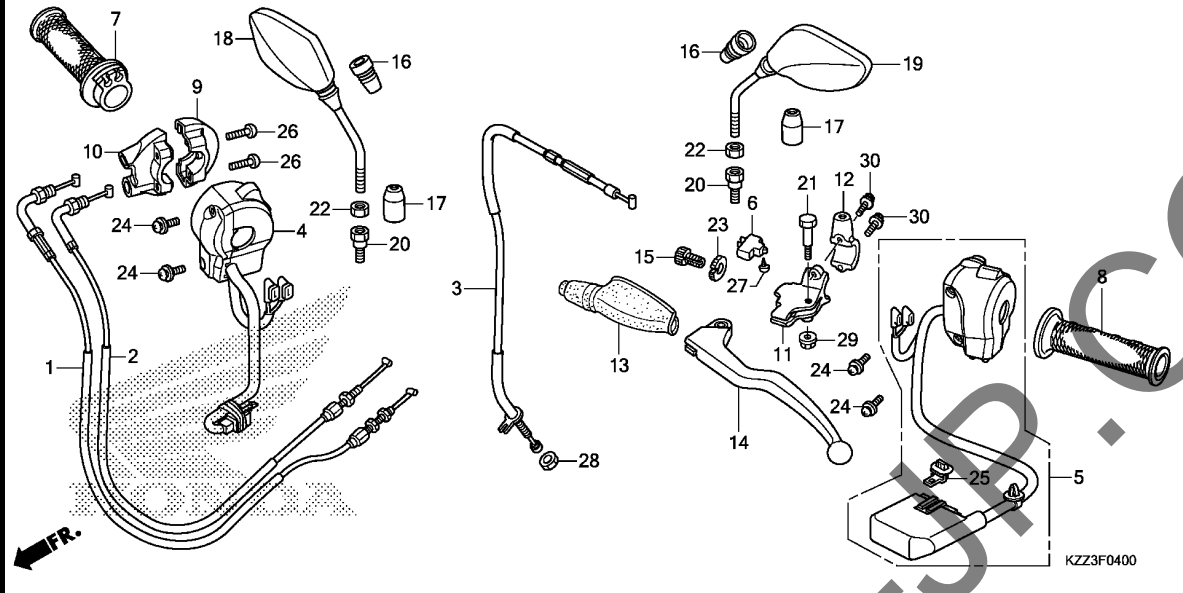
Ref. No.	Part No.	Description	Reqd. QTY			Serial No.	Parts catalogue code
			CRF 250L D	CRF 250L E	CRF 250M E		
1	17910-KZZ-900	CABLE COMP. A, THROTTLE .....	1	1	1		
2	17920-KZZ-900	CABLE COMP. B, THROTTLE .....	1	1	1		
3	22870-KZZ-900	CABLE COMP., CLUTCH .....	1	1	1		
4	35130-KZZ-901	SWITCH ASSY., ENGINE STOP .....	1	1	1		
5	35200-KZZ-931	SWITCH ASSY., WINKER .....	1	1	1		
6	35330-MK5-003	SWITCH ASSY., CLUTCH .....	1	1	1		
7	53140-KZZ-900	GRIP COMP., THROTTLE .....	1	1	1		
8	53150-KZZ-900	GRIP, L. HANDLE .....	1	1	1		
9	53167-MGS-D30	HOUSING, UPPER THROTTLE (RR.) .....	1	1	1		
10	53168-MGS-D30	HOUSING, UNDER THROTTLE (FR.) .....	1	1	1		
11	53172-KZZ-900	BRACKET, L. HANDLE LEVER .....	1	1	1		
12	53174-KZZ-900	HOLDER, L. LEVER BRACKET .....	1	1	1		
13	53177-KZZ-900	COVER, L. HANDLE LEVER .....	1	1	1		
14	53178-KZZ-900	LEVER, L. HANDLE .....	1	1	1		
15	53192-268-000	BOLT, WIRE ADJUSTING .....	1	1	1		
16	88114-KWN-900	BOOT, MIRROR .....	2	2	2		
17	88115-KWN-900	CAP, LOCK NUT .....	2	2	2		
18	88210-KWN-900	MIRROR COMP., R. .....	1	1	1		
19	88220-KWN-900	MIRROR COMP., L. .....	1	1	1		
20	90103-KZR-701	BOLT B, ADAPTER, 10MM .....	2	2	2		
21	90113-HA0-770	BOLT, HANDLE LEVER PIVOT .....	1	1	1		
22	90302-KZR-701	NUT, HEX., 10MM (LEFT HAND THREAD)	2	2	2		



F-4

HANDLE LEVER/SWITCH/CABLE/MIRROR

F 4



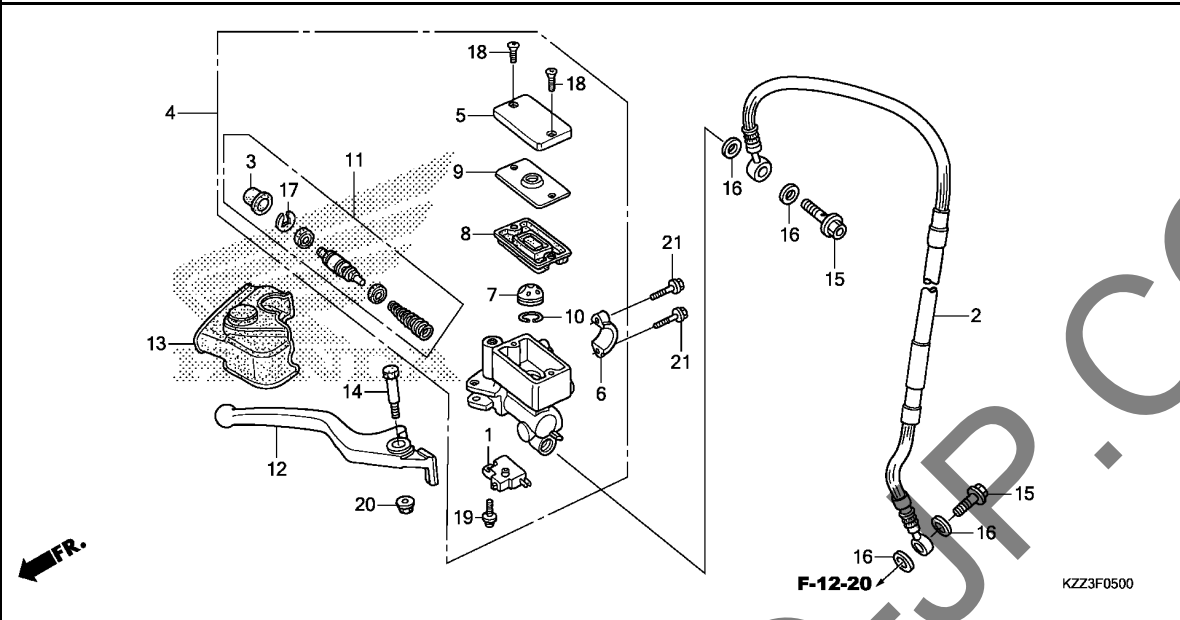
Ref. No.	Part No.	Description	Reqd. QTY			Serial No.	Parts catalogue code
			CRF 250L D	CRF 250L E	CRF 250M E		
23	90321-315-670	NUT, FIXING .....	1	1	1		
24	90508-KZZ-900	SCREW-WASHER, 5X16 .....	4	4	4		
25	91533-S04-003	CLIP, COUPLER (NATURAL) .....	1	1	1		
26	93500-05022-0G	SCREW, PAN, 5X22 .....	2	2	2		
27	93901-32320	SCREW, TAPPING, 3X12 .....	1	1	1		
28	94002-08000-0S	NUT, HEX., 8MM .....	1	1	1		
29	94050-06070	NUT, FLANGE, 6MM .....	1	1	1		
30	96001-06020-07	BOLT, FLANGE, 6X20 .....	2	2	2		

3

**F-5**

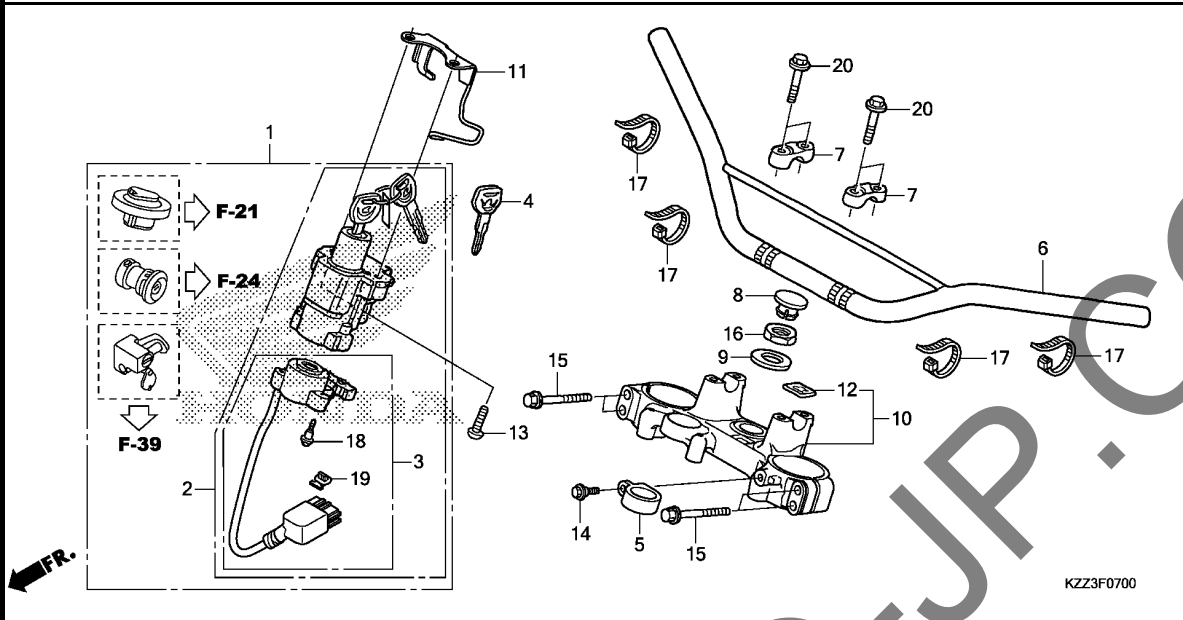
**FRONT BRAKE MASTER CYLINDER**

**F 5**



Ref. No.	L.O.N.	(Relative ref. Number) Description	F.R.T.
1	6151B2	SWITCH, FRONT STOP .....	0.1
2	7121A0	HOSE, FRONT BRAKE .....	0.4
		.INCLUDES: Bleed brakes	
4	712105	CYLINDER, FRONT BRAKE MASTER .....	0.4
		.INCLUDES: Bleed brakes	
8	7121G6	DIAPHRAGM, FRONT BRAKE MASTER CYLINDER .....	0.1
11	7121G9	PISTON SET, FRONT BRAKE MASTER .....	0.4
		.INCLUDES: Bleed brakes	
12	8101C7	LEVER, HANDLE :RIGHT .....	0.1
	8101F5	LEVER, HANDLE :BOTH .....	0.2

Ref. No.	Part No.	Description	Reqd. QTY			Serial No.	Parts catalogue code
			CRF 250L D	CRF 250L E	CRF 250M E		
1	35340-MGS-D31	SWITCH ASSY., FR. STOP .....	1	1	1		
2	45125-KZZ-901	HOSE COMP., FR. BRAKE .....	1	1	1		
	45125-KZZ-A22	.....	1	1	1		
3	45504-410-003	BOOT COMP. ....	1	1	1		
4	45510-KZZ-901	CYLINDER SUB ASSY., FR. BRAKE MASTER(NISSIN) .....	1	1	1		
5	45513-HA2-006	CAP, MASTER CYLINDER .....	1	1	1		
6	45517-166-006	HOLDER, MASTER CYLINDER .....	1	1	1		
7	45518-MEN-J01	SEPARATOR COMP. ....	1	1	1		
8	45520-MG7-006	DIAPHRAGM .....	1	1	1		
9	45521-HA2-006	PLATE, DIAPHRAGM .....	1	1	1		
10	45523-KA3-731	RING .....	1	1	1		
11	45530-471-831	CYLINDER SET, MASTER .....	1	1	1		
12	53175-KZZ-900	LEVER, R. STEERING HANDLE .....	1	1	1		
13	53176-KZZ-901	COVER, R. HANDLE LEVER .....	1	1	1		
14	90114-166-006	BOLT, HANDLE LEVER PIVOT .....	1	1	1		
15	90145-MS9-612	BOLT, OIL, 10X22 .....	2	2	2		
16	90545-300-000	WASHER, OIL BOLT .....	4	4	4		
17	90651-MA5-671	CIRCLIP .....	1	1	1		
18	93600-04012-1G	SCREW, FLAT, 4X12 .....	2	2	2		
19	93893-04012-17	SCREW-WASHER, 4X12 .....	1	1	1		
20	94050-06000	NUT, FLANGE, 6MM .....	1	1	1		
21	96001-06022-07	BOLT, FLANGE, 6X22 .....	2	2	2		



Ref. No.	L.O.N.	(Relative ref. Number) Description	F.R.T.
1	6151A1	KEY SET .....	1.4
2	615145	SWITCH, COMBINATION & LOCK ...	1.1
3	6151C2	BASE, CONTACT .....	0.9
6	810100	PIPE, STEERING HANDLE .....	0.4
10	510110	BRIDGE, FORK TOP .....	1.0

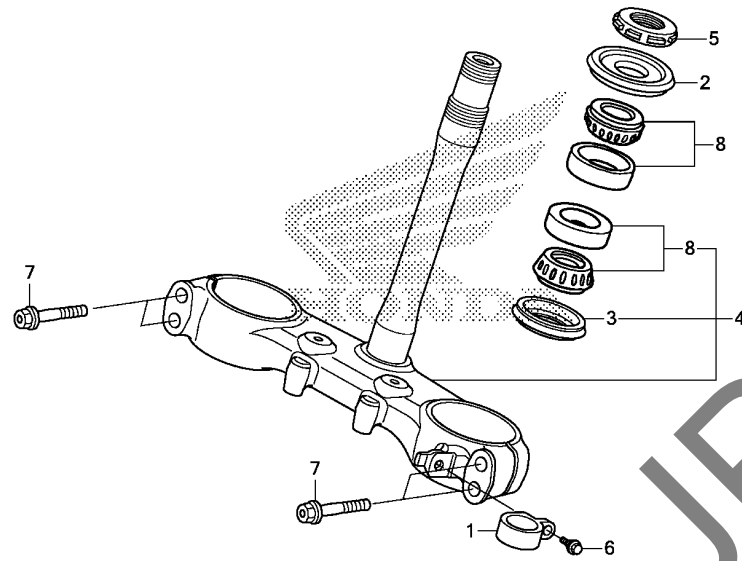
Ref. No.	Part No.	Description	Reqd. QTY			Serial No.	Parts catalogue code
			CRF 250L D	CRF 250L E	CRF 250M E		
1	35010-KZZ-930	KEY SET .....	1	1	1	-----	2ED,3E,E,ED,F,KO
	35010-KZZ-900	.....	1	-	-	-----	2BR,BR,LA,PH,U
2	35100-KZZ-931	SWITCH ASSY., COMBINATION & LOCK .....	1	1	1	-----	2ED,3E,E,ED,F,KO
	35100-KZZ-901	.....	1	-	-	-----	2BR,BR,LA,PH,U
3	35101-KZZ-901	BASE COMP., CONTACT .....	1	1	1	-----	
4	35121-MAS-G01	KEY, BLANK(TYPE 1) .....	(1)	(1)	(1)	-----	
5	45468-KZZ-900	GUIDE, FR. BRAKE HOSE .....	1	1	1	-----	
6	53100-KZZ-900	PIPE, STEERING HANDLE .....	1	1	1	-----	
7	53131-KZZ-900	HOLDER, UPPER .....	2	2	-	-----	
	53131-KZZ-A20	.....	-	-	2	-----	
8	53208-KCH-900	CAP, STEERING STEM .....	1	1	1	-----	
9	53215-GF8-000	WASHER, DUST SEAL .....	1	1	1	-----	
10	53300-KZZ-900	BRIDGE COMP., FORK TOP .....	1	1	-	-----	
	53300-KZZ-A20	.....	-	-	1	-----	
11	61325-KZZ-900	GUIDE, CLUTCH CABLE .....	1	1	1	-----	
12	86150-KPG-901	EMBLEM, PRODUCT(MARUI) .....	1	1	1	-----	
	86150-KPG-902	EMBLEM, PRODUCT(JEHARA) .....	1	1	1	-----	
13	90107-MBG-000	BOLT, ONE-WAY, 8MM .....	2	2	2	-----	
14	90113-KZZ-900	BOLT, FLANGE, 6MM .....	1	1	1	-----	
15	90155-KZZ-900	BOLT, FLANGE, 8X45 .....	4	4	4	-----	
16	90304-425-000	NUT, STEERING STEM .....	1	1	1	-----	
17	90650-KW3-000	BAND, WIRE .....	4	4	4	-----	
18	91059-KY2-711	SCREW, TAPPING, 3X16 .....	3	3	3	-----	
19	91533-S04-003	CLIP, COUPLER(NATURAL) .....	1	1	1	-----	
20	96300-08035-00	BOLT, FLANGE, 8X35 .....	4	4	4	-----	

3

F-9

STEERING STEM

F 7



Ref. No.	L.O.N.	(Relative ref. Number) Description	F.R.T.
4	510100	STEM OR SHAFT ASSY., STEERING (2)	1.4
5	5101B2	THREAD, STEERING HEAD TOP .... (3)	1.2
8	5101B6	BEARING, HEAD PIPE :UPPER ....	1.4
	5101B7	BEARING, HEAD PIPE :LOWER ....	1.6
	5101C7	BEARING, HEAD PIPE :BOTH .....	1.6

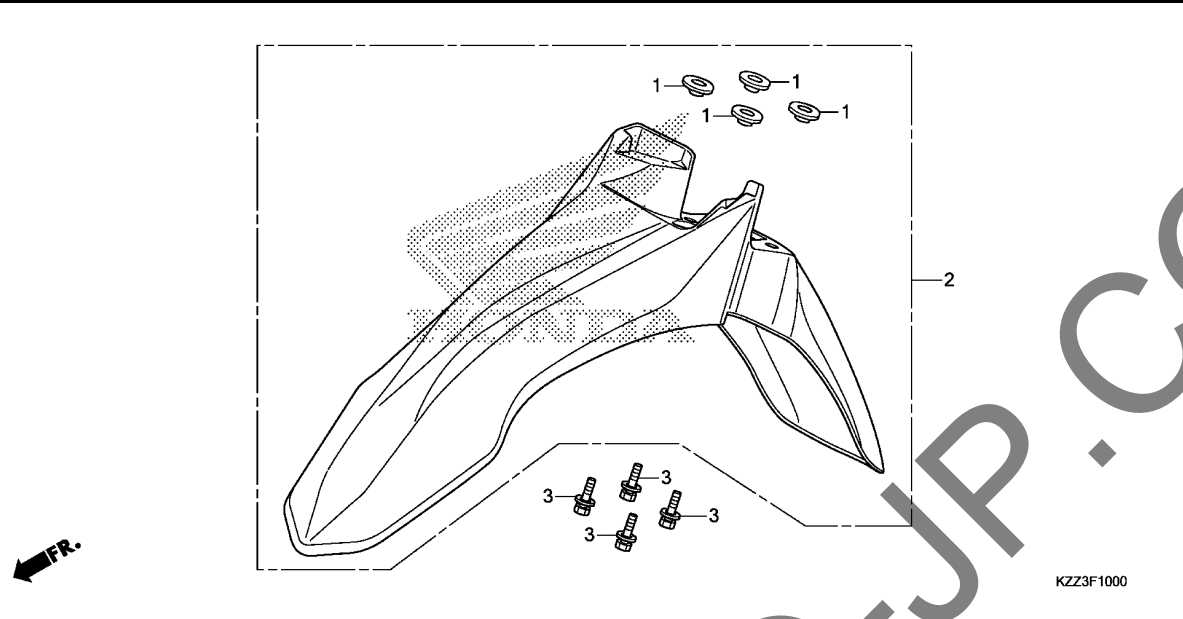
Ref. No.	Part No.	Description	Reqd. QTY			Serial No.	Parts catalogue code
			CRF 250L D	CRF 250L E	CRF 250M E		
1	45468-KZZ-900	GUIDE, FR. BRAKE HOSE .....	1	1	1		
2	53214-KZZ-901	DUST SEAL, STEERING UPPER ...	1	1	1		
3	53214-MCJ-751	DUST SEAL, STEERING HEAD(ARAI)	1	1	1		
4	53219-KZZ-900	STEM SUB ASSY., STEERING ....	1	1	1		
	53219-KZZ-A20	.....	-	-	1		
5	53229-MN1-650	THREAD, STEERING HEAD TOP ...	1	1	1		
6	90113-KZZ-900	BOLT, FLANGE, 6MM .....	1	1	1		
7	90155-KZZ-900	BOLT, FLANGE, 8X45 .....	4	4	4		
8	91015-425-831	BEARING, HEAD PIPE UPPER(NTN)	2	2	2		

3

**F-10**

**FRONT FENDER**

**F 8**



Ref. No.	L.O.N.	(Relative ref. Number) Description	F.R.T.
2	4131B7	FENDER, FRONT .....	0.1

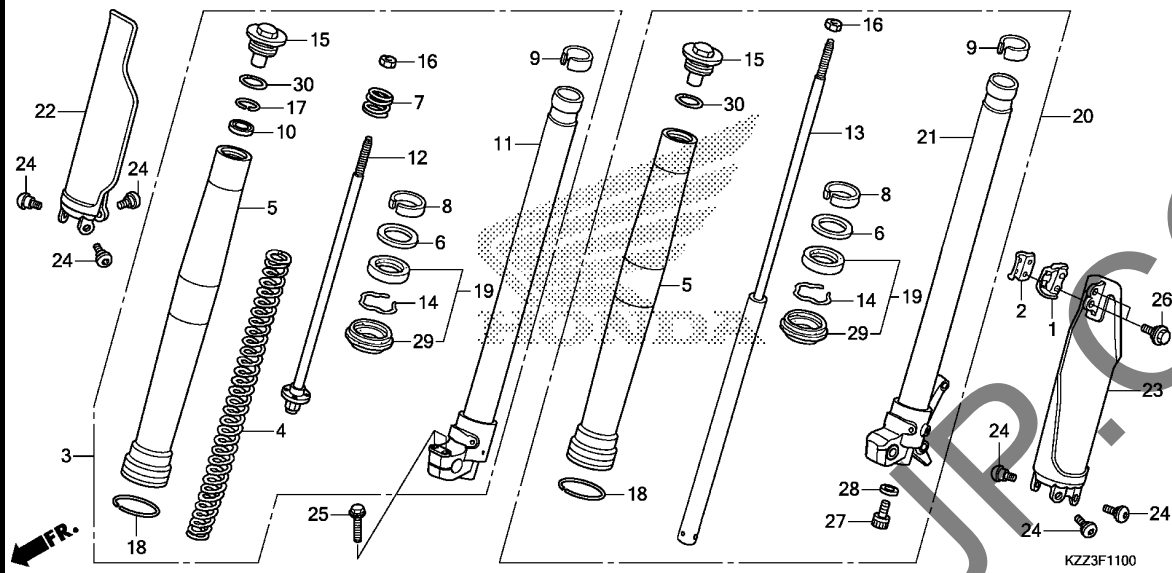
Ref. No.	Part No.	Description	Reqd. QTY			Serial No.	Parts catalogue code
			CRF 250L D	CRF 250L E	CRF 250M E		
1	61101-KZZ-900	COLLAR, FR. FENDER .....	4	4	4		
2	61200-KZZ-900ZB	FENDER SUB ASSY., FR. *R292R*.....EXTREME RED	1	1	1	-----	2BR,BR,E,ED,F,KO,LA,PH,U
	61200-KZZ-900ZD	*NH1*.....BLACK	-	-	1	-----	2ED,3E
3	93404-06020-00	BOLT-WASHER, 6X20 .....	4	4	4		

**3**

F-11

FRONT FORK

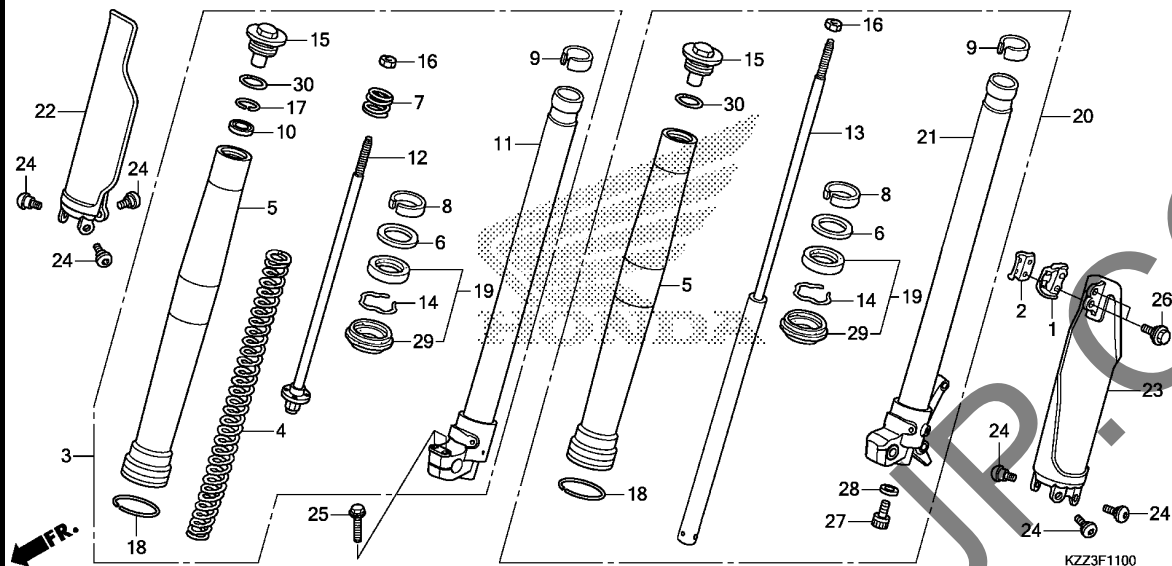
F 9



Ref. No.	L.O.N.	(Relative ref. Number) Description	F.R.T.
3	5111C3	FORK ASSY., FRONT :RIGHT	0.4
4	(12)		
	5111C6	SPRING, FRONT FORK :RIGHT	0.5
5	5111C8	TUBE, OUTER :LEFT	0.6
	5111C9	TUBE, OUTER :RIGHT	0.6
	5111D0	TUBE, OUTER :BOTH	1.1
11	5111D5	PIPE, SLIDE :RIGHT	0.6
13	5111D8	DAMPER, FRONT FORK :LEFT	0.5
19	(8,9)		
	5111E7	SEAL SET, FRONT FORK :LEFT	0.6
	5111E8	SEAL SET, FRONT FORK :RIGHT	0.6
	5111E9	SEAL SET, FRONT FORK :BOTH	1.1
20	5111C2	FORK ASSY., FRONT :LEFT	0.4
	5111C4	FORK ASSY., FRONT :BOTH	0.5
21	5111D4	PIPE, SLIDE :LEFT	0.6
	5111D6	PIPE, SLIDE :BOTH	1.1
22	5111F5	PROTECTOR, FRONT FORK :RIGHT	0.2
23	5111F4	PROTECTOR, FRONT FORK :LEFT	0.3
	5111H6	PROTECTOR, FRONT FORK :BOTH	0.3

Ref. No.	Part No.	Description	Reqd. QTY			Serial No.	Parts catalogue code
			CRF 250L D	CRF 250L E	CRF 250M E		
1	45461-KZZ-900	CLAMPER A, BRAKE HOSE	1	1	1		
2	45462-KZZ-900	CLAMPER B, BRAKE HOSE	1	1	1		
3	51400-KZZ-901	FORK ASSY., R. FR.(SHOWA)	1	1	1		
	51400-KZZ-A21		-	-	-		
4	51401-KZZ-901	SPRING, FR. FORK	1	1	1		
	51401-KZZ-A21		-	-	-		
5	51410-KZZ-901	TUBE, OUTER	2	2	2		
	51410-KZZ-A21		-	-	-		
6	51412-KA4-711	RING, BACK UP	2	2	2		
7	51412-KZZ-901	SPRING, REBOUND	1	1	1		
8	51414-MFN-D01	BUSH, GUIDE	2	2	2		
9	51415-MGP-D01	BUSH, SLIDER	2	2	2		
10	51419-KZZ-901	SEAT, STOPPER	1	1	1		
11	51425-KZZ-901	PIPE COMP., R. SLIDE	1	1	-		
	51425-KZZ-A21		-	-	-		
12	51426-KZZ-901	ROD COMP.	1	1	1		
13	51430-KZZ-901	DAMPER COMP., FR.	1	1	1		
14	51447-KA4-711	RING, OIL SEAL STOPPER(SHOWA)	2	2	2		
15	51450-KZZ-901	BOLT COMP., FR. FORK	2	2	2		
16	51451-MAJ-G41	NUT, HEX., 10MM	2	2	2		
17	51456-KZZ-901	RING, STOPPER	1	1	1		
18	51476-KZZ-901	RING, WEAR	2	2	-		
	51476-MFB-003		-	-	-		
19	51490-MFL-003	SEAL SET, FR. FORK	2	2	2		
20	51500-KZZ-901	FORK ASSY., L. FR.(SHOWA)	1	1	-		
	51500-KZZ-A21		-	-	-		



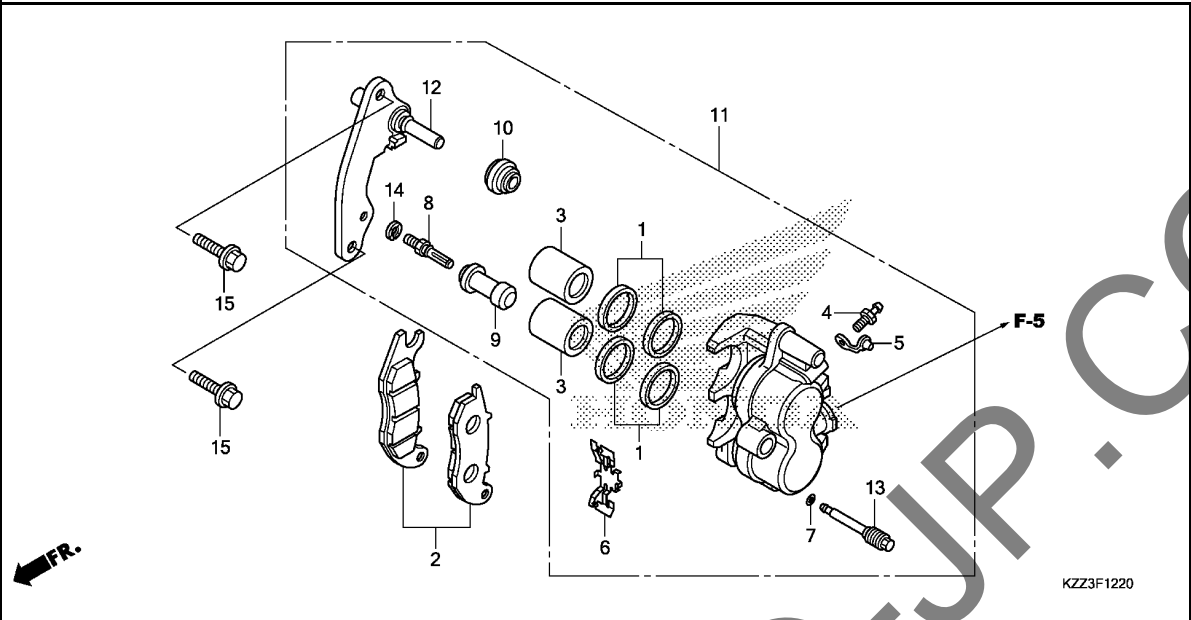


Ref. No.	Part No.	Description	Reqd. QTY			Serial No.	Parts catalogue code
			CRF 250L D	CRF 250L E	CRF 250M E		
21	51525-KZZ-901	PIPE COMP., L. SLIDE	1	1	-		
	51426-KZZ-A21	.....	-	-	1		
22	51610-KZZ-900ZC	PROTECTOR, R. FR. FORK	1	1	-		
	*TYPE1*	.....	-	-	1		
	51610-KZZ-A20	.....	-	-	1		
23	51620-KZZ-900ZC	PROTECTOR, L. FR. FORK	1	1	-		
	*TYPE1*	.....	-	-	1		
	51620-KZZ-A20	.....	-	-	1		
24	90106-KZZ-900	BOLT, PROTECTOR(6MM)	6	6	6		
25	90108-KZZ-900	BOLT, FLANGE, 8X40	2	2	2		
26	90113-KZZ-900	BOLT, FLANGE, 6MM	2	2	2		
27	90116-KV3-701	BOLT, SOCKET, 8MM(SHOWA)	1	1	1		
28	90544-283-000	WASHER, SPECIAL, 8MM(SHOWA)	1	1	1		
29	91254-MEJ-003	SEAL, DUST	2	2	2		
30	91356-KZ3-003	O-RING, 44.7X2.4	2	2	2		

# F-12-20

# FRONT BRAKE CALIPER

**F11**



Ref. No.	L.O.N.	(Relative ref. Number) Description	F.R.T.
2	711115	SHOE(PAD) SET, BRAKE :FRONT ..	0.1
3		(1)	
	7111D1	PISTON, FRONT BRAKE CALIPER ..	0.5
		.INCLUDES: Bleed brakes	
		.NOTE: Same time for two units	
11	711130	CALIPER, FRONT BRAKE .....	0.4
		.INCLUDES: Bleed brakes	
12	7111G0	BRACKET, FRONT CALIPER .....	0.2

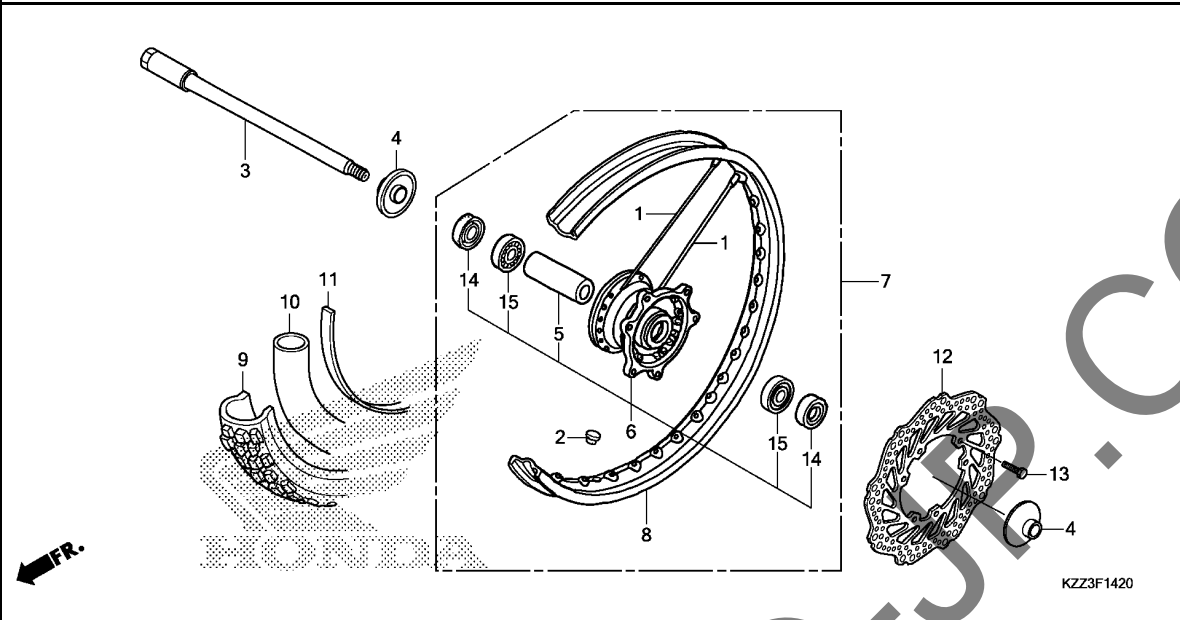
Ref. No.	Part No.	Description	Reqd. QTY			Serial No.	Parts catalogue code
			CRF 250L D	CRF 250L E	CRF 250M E		
1	06431-MA3-405	SEAL SET, PISTON .....	2	2	2		
2	06451-KZZ-901	PAD SET, FR. ....	1	1	1		
3	43107-MBG-006	PISTON, 27X27 .....	2	2	2		
4	43352-568-003	SCREW, BLEEDER(NISSIN) .....	1	1	1		
5	43353-461-771	CAP, BLEEDER .....	1	1	1		
6	45108-KPH-951	SPRING, PAD .....	1	1	1		
7	45111-MAJ-641	RING, STOPPER .....	1	1	1		
8	45131-GZO-006	BOLT, PIN .....	1	1	1		
9	45132-166-016	BOOT, PIN BUSH(NISSIN) .....	1	1	1		
10	45133-MA3-006	BOOT B .....	1	1	1		
11	45150-KZZ-901	CALIPER SUB ASSY., L. FR. (NISSIN) .....	1	1	-		
	45150-KZZ-A21	.....	-	-	1		
12	45190-KZZ-901	BRACKET SUB ASSY., FR. CALIPER .....	1	1	-		
	45190-KZZ-A21	.....	-	-	1		
13	45215-KPH-951	PIN, HANGER .....	1	1	1		
14	45216-166-006	WASHER, WAVE .....	1	1	1		
15	90131-KZZ-900	BOLT, FLANGE, 8X32 .....	2	2	2		

**3**

F-14-20

FRONT WHEEL(CRF250L)

F12



Ref. No.	L.O.N.	(Relative ref. Number) Description	F.R.T.
3	(14)		
710151		AXLE, FRONT WHEEL .....	0.3
6	(1)		
710103		HUB, FRONT WHEEL .....	2.4
7		FRONT WHEEL .....	0.9
8		RIM, WHEEL :FRONT .....	2.3
9	(11)		
710139		FRONT TIRE(ONE) .....	0.8
10	(11)		
710140		TUBE, FRONT TIRE(ONE) .....	0.8
12		DISC, FRONT BRAKE .....	0.4
15		BEARING, FRONT WHEEL(ONE) ....	0.5
710115G		.Replac 1 bearing add .....	0.1

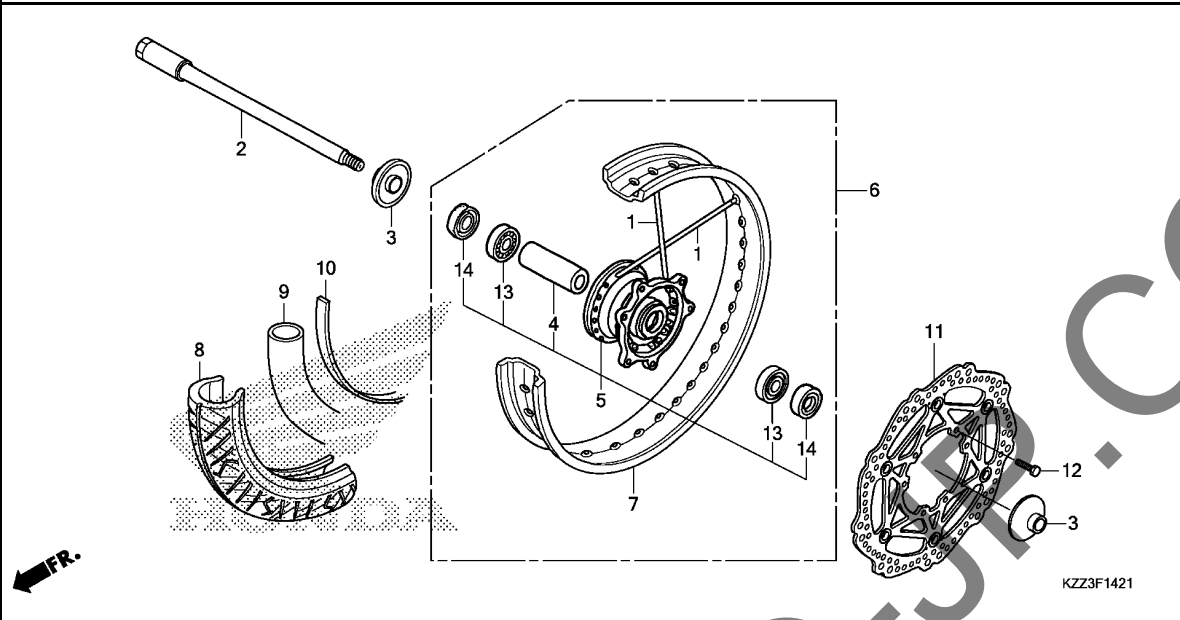
Ref. No.	Part No.	Description	Reqd. QTY			Serial No.	Parts catalogue code
			CRF 250L D	CRF 250L E	CRF 250M E		
1	06440-KZZ-900	SPOKE SET, FR. ....	36	36	-		
2	42717-329-000	CAP, RIM HOLE .....	1	1	-		
3	44301-KZZ-900	AXLE, FR. WHEEL .....	1	1	-		
4	44310-KZZ-900	COLLAR COMP., FR. WHEEL SIDE ..	2	2	-		
5	44620-KZZ-900	COLLAR, FR. AXLE DISTANCE ..	1	1	-		
6	44635-KZZ-900	HUB SUB ASSY., FR. ....	1	1	-		
7	44650-KZZ-900	WHEEL SUB ASSY., FR. ....	1	1	-		
8	44701-KZZ-901	RIM, FR. WHEEL(21X1.60) .....	1	1	-		
9	44711-KZZ-901	TIRE, FR.(IRC)(3.00-21 51P) ..	1	1	-		
10	44712-KAE-005	TUBE, TIRE(IRC)(3.00-21) .....	1	1	-		
11	44713-KZZ-901	FLAP, TIRE(IRC) .....	1	1	-		
12	45351-KZZ-901	DISK, FR. BRAKE .....	1	1	-		
13	90105-KZZ-900	BOLT, DISK, 6X17 .....	6	6	-		
14	91251-KZZ-901	DUST SEAL, 23X35X5 .....	2	2	-		
15	96140-62020-10	BEARING, RADIAL BALL, 6202U ..	2	2	-		

3

F-14-21

FRONT WHEEL(CRF250M)

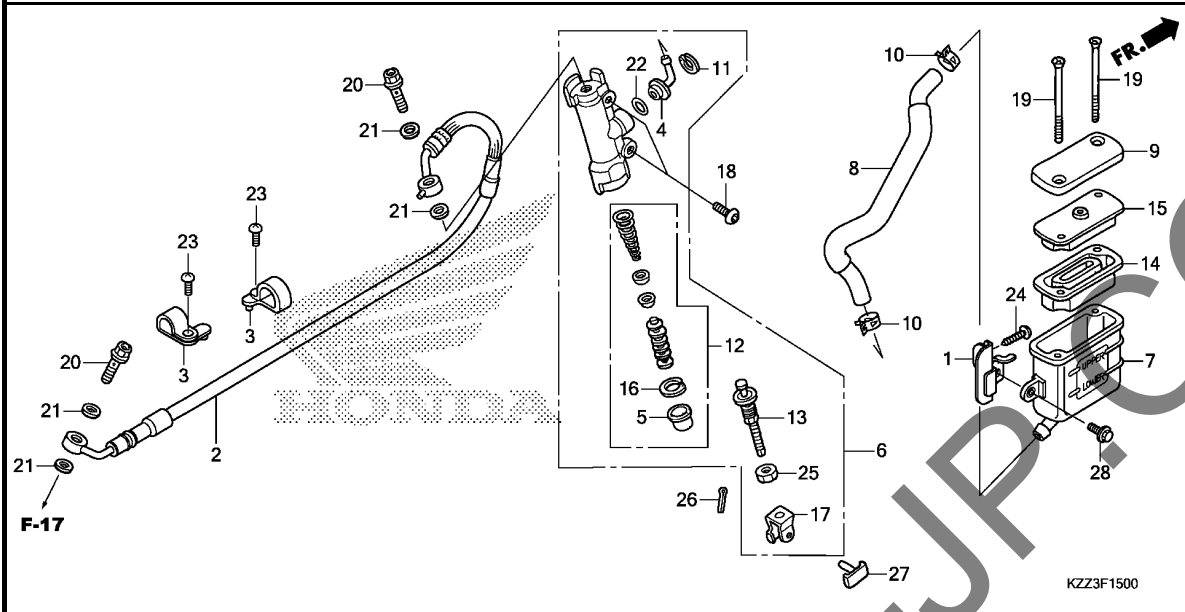
F13



Ref. No.	L.O.N.	(Relative ref. Number) Description	F.R.T.
2	(14)	AXLE, FRONT WHEEL .....	0.3
5	(1)	HUB, FRONT WHEEL .....	2.4
6	710104	FRONT WHEEL .....	0.9
7	710109	RIM, WHEEL :FRONT .....	2.3
8	(10)	FRONT TIRE(ONE) .....	0.8
9	(10)	TUBE, FRONT TIRE(ONE) .....	0.8
11	711120	DISC, FRONT BRAKE .....	0.4
13	710115	BEARING, FRONT WHEEL(ONE) ....	0.5
	710115G	.Replace 1 bearing add .....	0.1

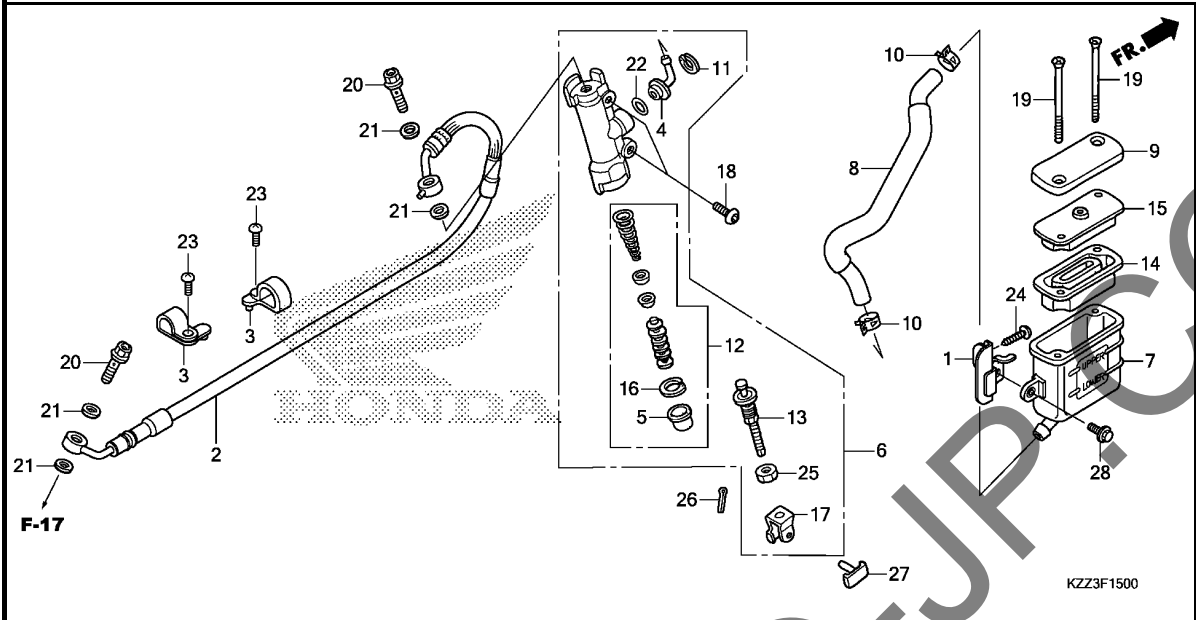
Ref. No.	Part No.	Description	Reqd. QTY			Serial No.	Parts catalogue code
			CRF 250L D	CRF 250L E	CRF 250M E		
1	06440-KZZ-A20	SPOKE SET, FR. ....	-	-	36		
2	44301-KZZ-900	AXLE, FR. WHEEL .....	-	-	1		
3	44310-KZZ-900	COLLAR COMP., FR. WHEEL SIDE .....	-	-	2		
4	44620-KZZ-900	COLLAR, FR. AXLE DISTANCE .....	-	-	1		
5	44635-KZZ-A20	HUB SUB ASSY., FR. ....	-	-	1		
6	44650-KZZ-C01	WHEEL SUB ASSY., FR. ....	-	-	1	-----	2ED,3E
	44650-KZZ-A21	.....	-	-	1	-----	E,ED
7	44701-KZZ-C02	RIM, FR. WHEEL(17X2.75) .....	-	-	1	-----	2ED,3E
	44701-KZZ-A22	.....	-	-	1	-----	E,ED
8	44711-KZZ-A21	TIRE, FR.(IRC) (110/70-17 M/C 54S) .....	-	-	1		
9	44712-KZZ-A21	TUBE, TIRE(IRC)(110/70-17) .....	-	-	1		
10	44713-KZZ-A21	FLAP, TIRE(IRC) .....	-	-	1		
11	45120-KZZ-A21	DISK COMP., FR. BRAKE .....	-	-	1		
12	90105-KZZ-900	BOLT, DISK, 6X17 .....	-	-	6		
13	91014-KPS-732	BEARING, RADIAL BALL, 6202U (NSK) .....	-	-	2		
	91051-KEB-601	BEARING, RADIAL BALL, 6202U (FUJIKOSHI) .....	-	-	2		
	91051-KRJ-791	BEARING, RADIAL BALL, 6202U (NTN) .....	-	-	2		
14	91251-KZZ-901	DUST SEAL, 23X35X5 .....	-	-	2		

3

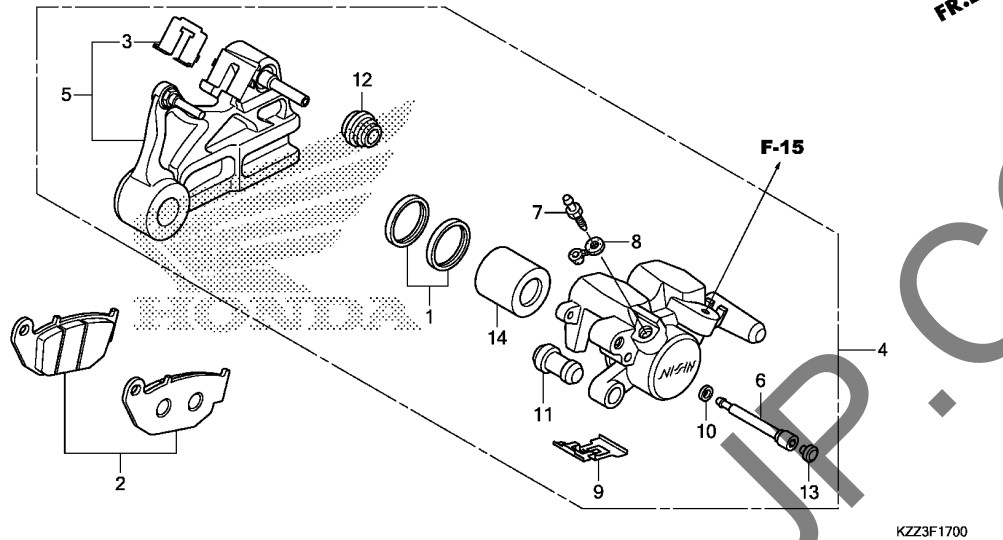


Ref. No.	L.O.N.	(Relative ref. Number) Description	F.R.T.
2	712130	HOSE, REAR BRAKE ..... .INCLUDES: Bleed brakes	0.4
6	712125	CYLINDER, REAR BRAKE MASTER .. .INCLUDES: Bleed brakes	0.5
7	7121F6	CUP, REAR MASTER CYLINDER OIL	0.2
8	7121C2	HOSE, REAR MASTER CYLINDER OIL CUP .....	0.3
12	7121H0	PISTON SET, REAR BRAKE MASTER .INCLUDES: Bleed brakes	0.5
14	712167	DIAPHRAGM, REAR BRAKE MASTER CYLINDER .....	0.1

Ref. No.	Part No.	Description	Reqd. QTY			Serial No.	Parts catalogue code
			CRF 250L D	CRF 250L E	CRF 250M E		
1	17270-KZZ-900	STAY COMP., OIL CUP .....	1	1	1		
2	43310-KZZ-901	HOSE COMP., RR. BRAKE .....	1	1	1		
3	43468-KFB-000	GUIDE, BRAKE HOSE .....	2	2	2		
4	43503-KS6-701	CONNECTOR, MASTER CYLINDER ..	1	1	1		
5	43504-MB2-006	BOOT COMP. ....	1	1	1		
6	43510-KZZ-901	CYLINDER SUB ASSY., RR. BRAKE MASTER(NISSIN)	1	1	1		
7	43511-KW7-881	CUP COMP., OIL(NISSIN) .....	1	1	1		
8	43512-KZZ-901	HOSE COMP., RR. BRAKE MASTER CYLINDER	1	1	1		
9	43513-KTY-C01	CAP, MASTER CYLINDER .....	1	1	1		
10	43514-KS6-701	CLAMP, MASTER CYLINDER OIL HOSE	2	2	2		
11	43517-KS6-701	CIRCLIP, RR. MASTER CYLINDER	1	1	1		
12	43520-MJ6-315	PISTON SET, MASTER CYLINDER (NISSIN)	1	1	1		
13	43530-KZZ-901	ROD COMP., PUSH .....	1	1	1		
14	45520-GW0-911	DIAPHRAGM .....	1	1	1		
15	45521-GW0-911	PLATE, DIAPHRAGM .....	1	1	1		
16	46182-MEL-D21	CIRCLIP .....	1	1	1		
17	46504-KV6-702	JOINT, BRAKE ROD .....	1	1	1		
18	90106-KGH-600	BOLT, BRAKE DISK, 6X17 .....	2	2	2		
19	90140-KZZ-901	SCREW, FLAT, 4X45 .....	2	2	2		
20	90145-MS9-612	BOLT, OIL, 10X22 .....	2	2	2		
21	90545-300-000	WASHER, OIL BOLT .....	4	4	4		



Ref. No.	Part No.	Description	Reqd. QTY			Serial No.	Parts catalogue code
			CRF 250L D	CRF 250L E	CRF 250M E		
22	91212-422-006	O-RING, 14.8X2.4 .....	1	1	1		
23	93500-05016-0A	SCREW, PAN, 5X16 .....	2	2	2		
24	93903-26380	SCREW, TAPPING, 6X20 .....	1	1	1		
25	94002-08000-0S	NUT, HEX., 8MM .....	1	1	1		
26	94201-20120	PIN, SPLIT, 2.0X12 .....	1	1	1		
27	95015-54000	PIN D, JOINT .....	1	1	1		
28	96300-06014-00	BOLT, FLANGE, 6X14 .....	1	1	1		



Ref. No.	L.O.N.	(Relative ref. Number) Description	F.R.T.
2	711140	SHOE(PAD) SET, BRAKE :REAR ...	0.1
4	711155	CALIPER, REAR BRAKE ..... .INCLUDES: Bleed brakes	0.5
5	7111C1	BRACKET, REAR CALIPER .....	0.5
14	7111D5	PISTON, REAR BRAKE CALIPER ... .INCLUDES: Bleed brakes	0.6

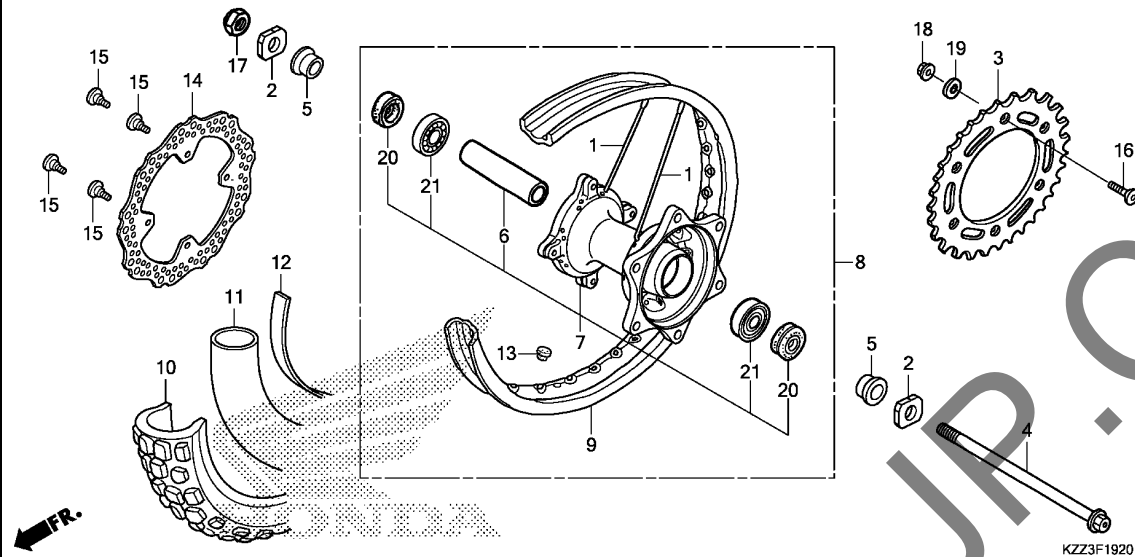
3

Ref. No.	Part No.	Description	Reqd. QTY			Serial No.	Parts catalogue code
			CRF 250L D	CRF 250L E	CRF 250M E		
1	06431-MA3-405	SEAL SET, PISTON .....	1	1	1		
2	06435-KZZ-901	PAD SET, RR. ....	1	1	1		
3	43112-KZZ-901	RETAINER .....	1	1	1		
4	43150-KZZ-902	CALIPER SUB ASSY., RR.(NISSIN)	1	1	1		2BR,BR,KO,LA
	43150-KZZ-901	.....	1	-	-		E,ED,F,PH,U
	43150-KZZ-902	.....	1	-	-		
5	43190-KZZ-901	BRACKET SUB ASSY., RR. ....	1	1	1		
6	43215-KGH-901	PIN, HANGER .....	1	1	1		
7	43352-568-003	SCREW, BLEEDER(NISSIN)	1	1	1		
8	43353-461-771	CAP, BLEEDER .....	1	1	1		
9	43108-KSP-B51	SPRING, PAD(NISSIN)	1	1	-		2BR,BR,KO,LA
	45108-ML7-922	.....	1	-	-		E,ED,F,PH,U
	43108-KSP-B51	.....	-	-	1		
10	45111-MAJ-G41	RING, STOPPER .....	1	1	1		
11	45132-166-016	BOOT, PIN BUSH(NISSIN) .....	1	1	1		
12	45133-MA3-006	BOOT B .....	1	1	1		
13	45203-MCC-006	PLUG, PIN .....	1	1	1		
14	45218-MAJ-G41	PISTON B, 27X35 .....	1	1	1		

# F-19-20

# REAR WHEEL(CRF250L)

G 1



Ref. No.	L.O.N.	(Relative ref. Number) Description	F.R.T.
3	7101A0	SPROCKET, FINAL DRIVEN (20)	0.4
4	710160	AXLE, REAR WHEEL (1)	0.3
7	710121	HUB, REAR WHEEL	2.5
8	710118	REAR WHEEL	1.0
9	710127	RIM, WHEEL :REAR (12)	2.4
10	710142	REAR TIRE(ONE) (12)	0.9
11	7101A7	TUBE, REAR TIRE(ONE)	0.9
14	711145	DISC, REAR BRAKE	0.4
21	710133	BEARING, REAR WHEEL(ONE)	0.5
	710133G	.Replace 1 bearing add	0.1

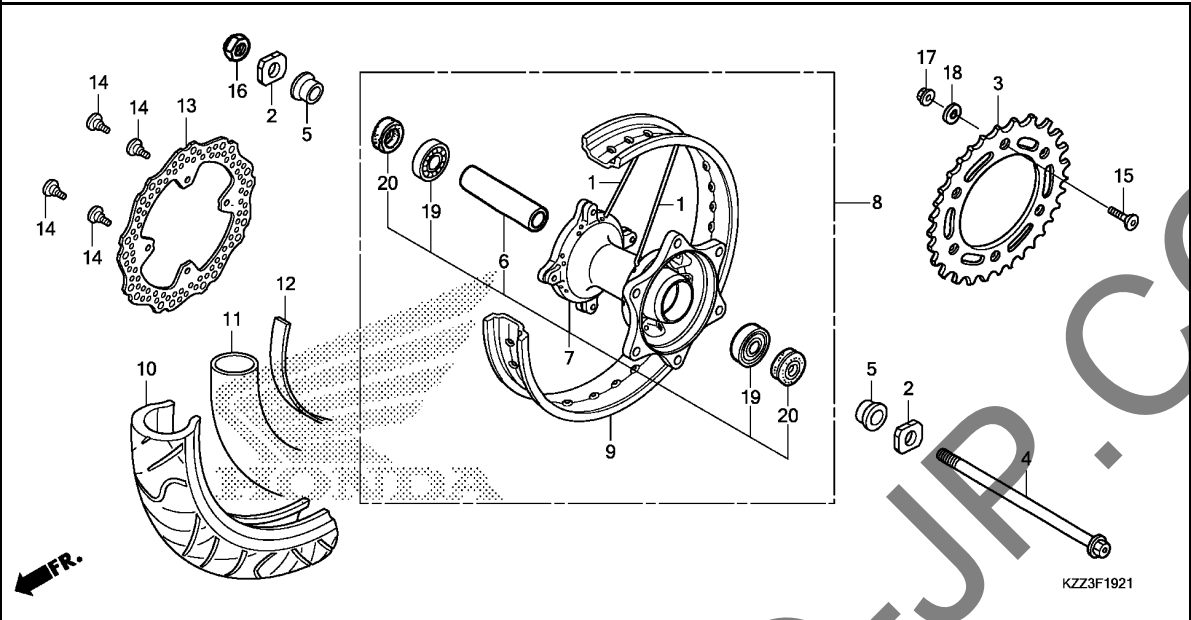
Ref. No.	Part No.	Description	Reqd. QTY			Serial No.	Parts catalogue code
			CRF 250L D	CRF 250L E	CRF 250M E		
1	06420-KZZ-900	SPOKE SET, RR.	32	32	-		
2	40544-KZZ-900	ADJUSTER, CHAIN	2	2	-		
3	41201-KCV-680	SPROCKET, FINAL DRIVEN(40T)	1	1	-		
4	42301-KZZ-900	AXLE, RR. WHEEL	1	1	-		
5	42312-KZZ-900	COLLAR, RR. WHEEL	2	2	-		
6	42620-KZZ-900	COLLAR, RR. AXLE DISTANCE	1	1	-		
7	42635-KZZ-900	HUB SUB ASSY., RR.	1	1	-		
8	42650-KZZ-900	WHEEL SUB ASSY., RR.	1	1	-		
9	42701-KZZ-901	RIM, RR. WHEEL(18X2.15)	1	1	-		
10	42711-KZZ-901	TIRE, RR.(IRC) (120/80-18 M/C 62P)	1	1	-		
11	42712-KT1-671	TUBE, TIRE(IRC)(120/80-18)	1	1	-		
12	42713-KZZ-901	FLAP, TIRE(IRC)	1	1	-		
13	42717-329-000	CAP, RIM HOLE	1	1	-		
14	43351-KZZ-901	DISK, RR. BRAKE	1	1	-		
15	90105-KSP-930	BOLT, DISK, 8X22	4	4	-		
16	90125-KZZ-900	BOLT, SPROCKET FIXING, 10X31	6	6	-		
17	90306-KCJ-951	NUT, U, 16MM	1	1	-		
18	90306-KZZ-901	NUT, U, 10MM	6	6	-		
19	90438-463-000	WASHER, SPECIAL, 11X21X2.3	6	6	-		
20	91253-033-003	OIL SEAL, 25X47X6.5	2	2	-		
21	96140-63030-10	BEARING, RADIAL BALL, 6303U	2	2	-		

3

F-19-21

REAR WHEEL(CRF250M)

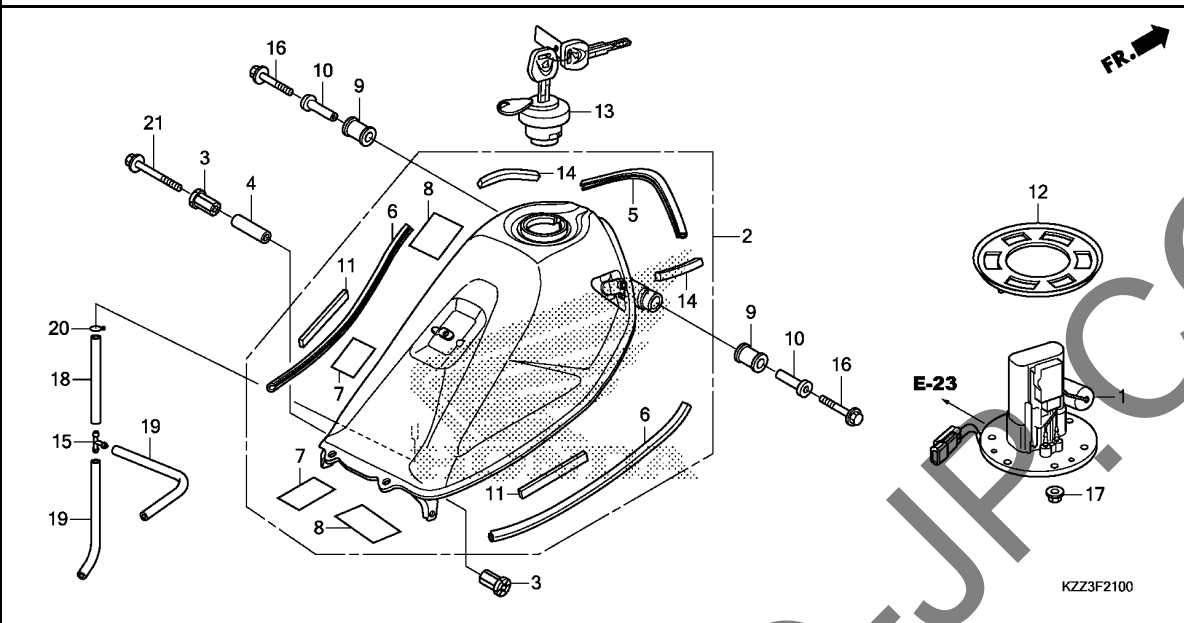
G 2



Ref. No.	L.O.N.	(Relative ref. Number) Description	F.R.T.
3	7101A0	SPROCKET, FINAL DRIVEN	0.4
4		(20)	
4	710160	AXLE, REAR WHEEL	0.3
7		(1)	
7	710121	HUB, REAR WHEEL	2.5
8	710118	REAR WHEEL	1.0
9	710127	RIM, WHEEL :REAR	2.4
10		(12)	
10	710142	REAR TIRE(ONE)	0.9
11		(12)	
11	7101A7	TUBE, REAR TIRE(ONE)	0.9
13	711145	DISC, REAR BRAKE	0.4
19	710133	BEARING, REAR WHEEL(ONE)	0.5
	710133G	.Replace 1 bearing add	0.1

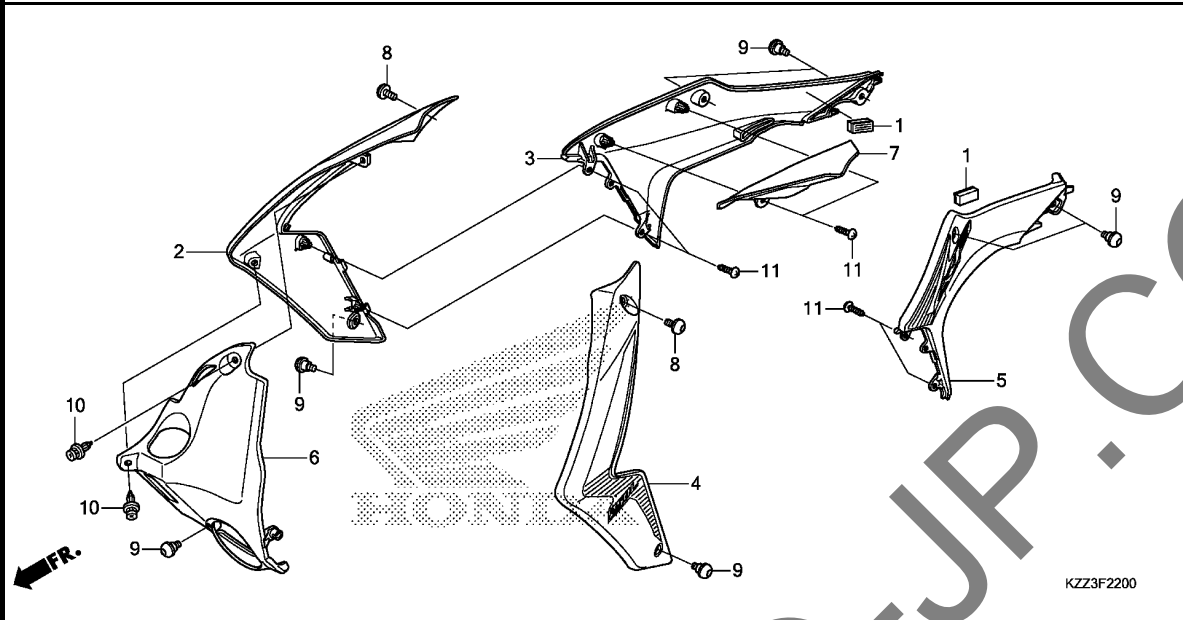
3

Ref. No.	Part No.	Description	Reqd. QTY			Serial No.	Parts catalogue code
			CRF 250L D	CRF 250L E	CRF 250M E		
1	06420-KZZ-A20	SPOKE SET, RR.	-	-	32		
2	40544-KZZ-900	ADJUSTER, CHAIN	-	-	2		
3	41201-MAG-650	SPROCKET, FINAL DRIVEN(39T)	-	-	1		
4	42301-KZZ-900	AXLE, RR. WHEEL	-	-	1		
5	42312-KZZ-900	COLLAR, RR. WHEEL	-	-	2		
6	42620-KZZ-900	COLLAR, RR. AXLE DISTANCE	-	-	1		
7	42635-KZZ-A20	HUB SUB ASSY., RR.	-	-	1		
8	42650-KZZ-C01	WHEEL SUB ASSY., RR.	-	-	1	-----	2ED,3E
	42650-KZZ-A21	.....	-	-	1	-----	E,ED
9	42701-KZZ-C02	RIM, RR. WHEEL(17X3.50)	-	-	1	-----	2ED,3E
	42701-KZZ-A22	.....	-	-	1	-----	E,ED
10	42711-KZZ-A21	TIRE, RR.(IRC) (130/70-17 M/C 62S)	-	-	1		
11	42712-KZZ-A21	TUBE, TIRE(IRC)(130/70-17)	-	-	1		
12	42713-KZZ-A21	FLAP, TIRE(IRC)	-	-	1		
13	43351-KZZ-901	DISK, RR. BRAKE	-	-	1		
14	90105-KSP-930	BOLT, DISK, 8X22	-	-	4		
15	90125-KZZ-900	BOLT, SPROCKET FIXING, 10X31	-	-	6		
16	90306-KCJ-951	NUT, U, 16MM	-	-	1		
17	90306-KZZ-901	NUT, U, 10MM	-	-	6		
18	90438-463-000	WASHER, SPECIAL, 11X21X2.3	-	-	6		
19	91051-KPS-732	BEARING, BALL RADIAL, 6303U (NSK)	-	-	2		
20	91253-033-003	OIL SEAL, 25X47X6.5	-	-	2		



Ref. No.	L.O.N.	(Relative ref. Number) Description	F.R.T.
1		(12) PUMP ASSY., FUEL .....	0.6
2		310100 TANK, FUEL .....	0.5

Ref. No.	Part No.	Description	Reqd. QTY			Serial No.	Parts catalogue code
			CRF 250L D	CRF 250L E	CRF 250M E		
1	16700-KZZ-901	PUMP ASSY., FUEL .....	1	1	1		
2	17500-KZZ-900ZB	TANK ASSY., FUEL *NH105*...MAT BLACK (#15-#20) .....	1	1	1		
	17500-KZZ-900ZC	*NH1*...BLACK .....	1	1	1		
3	17506-KZZ-900	CUSHION, FUEL TANK PIVOT .....	2	2	2		
4	17507-KZZ-900	COLLAR, TANK SET .....	1	1	1		
5	17516-KZZ-900	TRIM A, FUEL TANK .....	1	1	1		
6	17517-KZZ-900	TRIM B, FUEL TANK .....	2	2	2		
7	17521-KY1-300	SEAL, TANK .....	2	2	2		
8	17528-KCZ-930	TAPE B, TANK GUARD .....	2	2	2		
9	17534-MFJ-D00	RUBBER, RR. TANK MOUNTING (FRONT SIDE) .....	2	2	2		
10	17538-KZZ-900	COLLAR .....	2	2	2		
11	17544-KZZ-900	RUBBER, TANK GUARD .....	2	2	2		
12	17574-MGS-D30	PACKING, BASE .....	1	1	1		
13	17620-MEG-003	CAP COMP., FUEL FILLER (HONDA LOCK) .....	1	1	1		
14	17850-KZZ-900	CUSHION, SHROUD .....	2	2	2		
15	38581-671-003	JOINT, TUBE .....	1	1	1		
16	90004-GHB-710	BOLT, FLANGE, 6X40(NSHF) .....	2	2	2		
17	94050-06080	NUT, FLANGE, 6MM .....	6	6	6		
18	95001-45300-40	TUBE, FUEL, 4.5X300 (95001-45001-60M) .....	1	1	1		
19	95001-45380-40	TUBE, FUEL, 4.5X380 (95001-45001-60M) .....	2	2	2		
20	95002-02080	CLIP, TUBE(B8) .....	1	1	1		
21	96001-06065-00	BOLT, FLANGE, 6X65 .....	1	1	1		



Ref. No.	L.O.N.	(Relative ref. Number) Description	F.R.T.
2	(3,7)		
1151A0		SHROUD, RADIATOR :RIGHT	0.2
4	(5)		
115126		SHROUD, RADIATOR :LEFT	0.1
1151A5		SHROUD, RADIATOR :BOTH	0.3
6	1151H8	COVER, RADIATOR RESERVE TANK	0.1

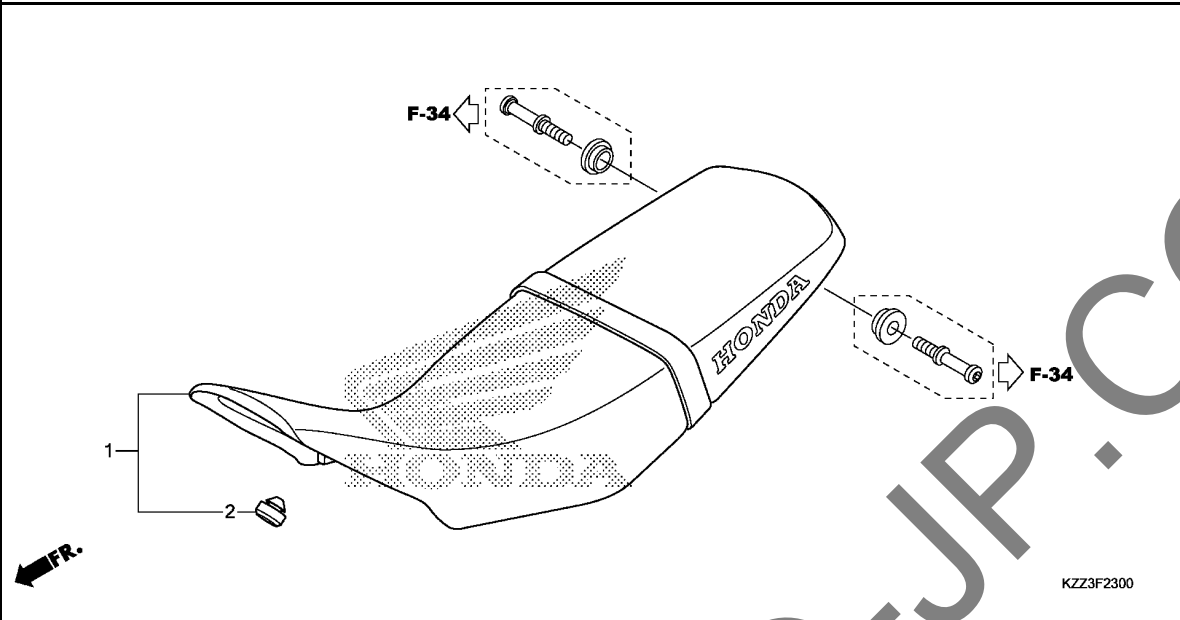
KZZ3F2200

Ref. No.	Part No.	Description	Reqd. QTY			Serial No.	Parts catalogue code
			CRF 250L D	CRF 250L E	CRF 250M E		
1	19050-KZZ-900	FASTENER, DUAL LOCK(11X28) ..	2	-	-		
2	19070-KZZ-900ZD	SHROUD SET, R. FR.(WL)					
		*TYPE1*	1	1	-		
	19070-KZZ-A20ZA	*TYPE2*	-	-	1	-----	2ED,3E
	19070-KZZ-A20ZB	*TYPE1*	-	-	1	-----	E,ED
3	19075-KZZ-900ZD	SHROUD SET, R. RR.(WL)					
		*TYPE1*	1	1	-		
	19075-KZZ-A20ZA	*TYPE2*	-	-	1	-----	2ED,3E
	19075-KZZ-A20ZB	*TYPE1*	-	-	1	-----	E,ED
4	19090-KZZ-900ZD	SHROUD SET, L. FR.(WL)					
		*TYPE1*	1	1	-		
	19090-KZZ-A20ZA	*TYPE2*	-	-	1	-----	2ED,3E
	19090-KZZ-A20ZB	*TYPE1*	-	-	1	-----	E,ED
5	19095-KZZ-900ZD	SHROUD SET, L. RR.(WL)					
		*TYPE1*	1	1	-		
	19095-KZZ-A20ZA	*TYPE2*	-	-	1	-----	2ED,3E
	19095-KZZ-A20ZB	*TYPE1*	-	-	1	-----	E,ED
6	19160-KZZ-900	COVER, FR. RESERVE TANK	1	1	1		
7	19170-KZZ-900	COVER, RR. RESERVE TANK	1	1	1		
8	90132-KPP-T00	SCREW, PAN, 6X10	2	2	2		
9	90133-KPP-T00	SCREW, PAN, 6X14	7	7	7		
10	90683-MBW-003	CLIP, BODY	2	2	2		
11	93903-24320	SCREW, TAPPING, 4X12	6	6	6		

F-23

SEAT

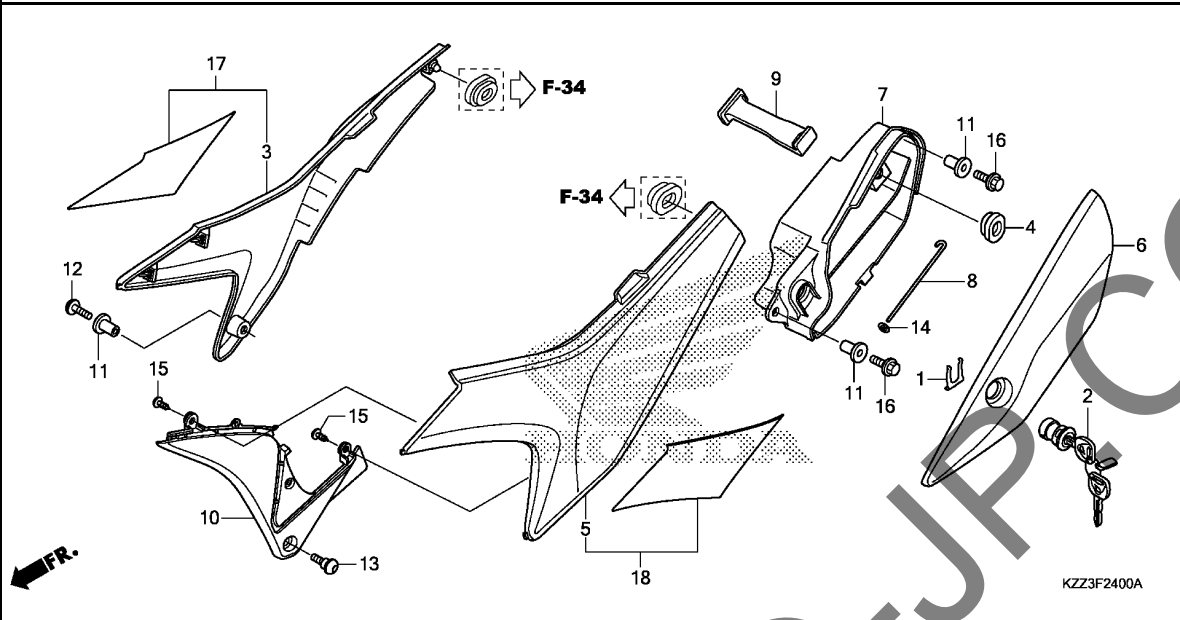
G 5



Ref. No.	L.O.N.	(Relative ref. Number) Description	F.R.T.
1	4131E4	SEAT :DOUBLE .....	0.1

Ref. No.	Part No.	Description	Reqd. QTY			Serial No.	Parts catalogue code
			CRF 250L D	CRF 250L E	CRF 250M E		
1	77200-KZZ-900ZD	SEAT ASSY., DOUBLE					
		*TYPE1*	1	1	-		
	77200-KZZ-A20ZA	*TYPE1*	-	-	1		2ED,3E
	77200-KZZ-900ZB	*TYPE3*	-	-	1		E,ED
2	77215-GC2-000	RUBBER B, SEAT STOPPER	1	1	1		

3

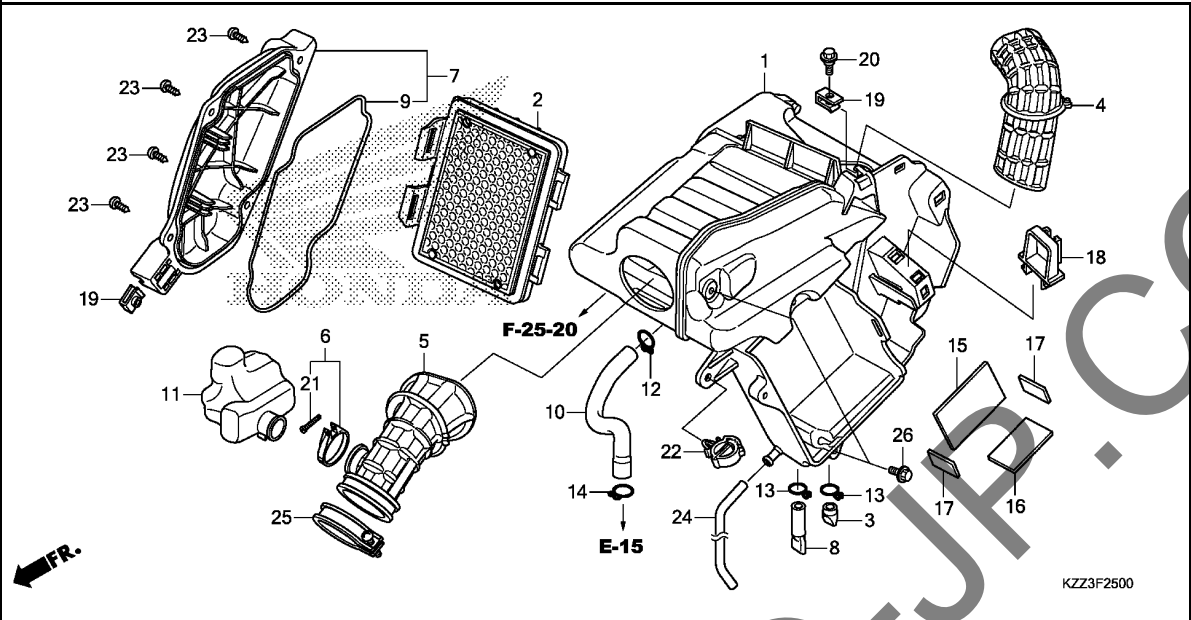


Ref. No.	L.O.N.	(Relative ref. Number) Description	F.R.T.
2	4101N3	KEY, TOOL BOX OR BAG	0.1
3		(17)	
4	4111H9	COVER, SIDE :RIGHT	0.1
5		(10, 18)	
	4111H8	COVER, SIDE :LEFT	0.1
	4111J0	COVER, SIDE :BOTH	0.1
6	4101B1	COVER, TOOL BOX	0.1
7	410190	BOX OR BAG, TOOL	0.1

Ref. No.	Part No.	Description	Reqd. QTY			Serial No.	Parts catalogue code
			CRF 250L D	CRF 250L E	CRF 250M E		
1	37222-MCS-600	SPRING, LOCK KEY SETTING	1	1	1		
2	77233-MBL-611	LOCK ASSY., POCKET LID	1	1	1		
3	83501-KZZ-900ZC	COVER, R. SIDE	1	1	1		
		*NH196*.....ROSS WHITE	1	1	-		
		*NH1*.....BLACK	-	-	1	-----	2ED,3E
4	83551-GE2-000	GROMMET, AIR CLEANER CASE	1	1	1		
5	83601-KZZ-900ZC	COVER, L. SIDE	1	1	1		
		*NH196*.....ROSS WHITE	1	1	-		
		*NH1*.....BLACK	-	-	1	-----	2ED,3E
6	83602-KZZ-900ZB	COVER, TOOL BOX	1	1	-		
		*NH196*.....ROSS WHITE	1	1	-		
		*NH1*.....BLACK	-	-	1		
7	83603-KZZ-900	BOX, TOOL	1	1	1		
8	83604-KZZ-900	HINGE, TOOL BOX	1	1	1		
9	83607-KZZ-900	BAND, TOOL	1	1	1		
10	83701-KZZ-900	COVER, L. SIDE LOWER	1	1	1		
11	83905-KZZ-900	COLLAR, SIDE COVER	3	3	3		
12	90132-KZZ-900	SCREW, PAN, 6X18	1	1	1		
13	90133-KPP-T00	SCREW, PAN, 6X14	1	1	1		
14	90310-ZB7-701	NUT, PUSH, 2.6	1	1	1		
15	93903-24280	SCREW, TAPPING, 4X10	2	2	2		
16	96001-06018-00	BOLT, FLANGE, 6X18	2	2	2		
17	83500-KZZ-A20ZB	COVER SET, R. SIDE(WL)	-	-	-		
		*TYPE1*.....	-	-	1	-----	E,ED
18	83600-KZZ-A20ZB	COVER SET, L. SIDE(WL)	-	-	-		
		*TYPE1*.....	-	-	1	-----	E,ED

# F-25

# AIR CLEANER



Ref. No.	L.O.N.	(Relative ref. Number) Description	F.R.T.
1	3121A5	CASE, AIR CLEANER .....	1.2
2	312105	ELEMENT, AIR CLEANER .....	0.1
4	3121D3	DUCT, AIR INTAKE .....	1.1
5	3121B6	TUBE, AIR CLEANER CONNECTING (9) .....	1.1
7	312102	COVER, AIR CLEANER CASE .....	0.1
11	3121C1	RESONATOR .....	0.5

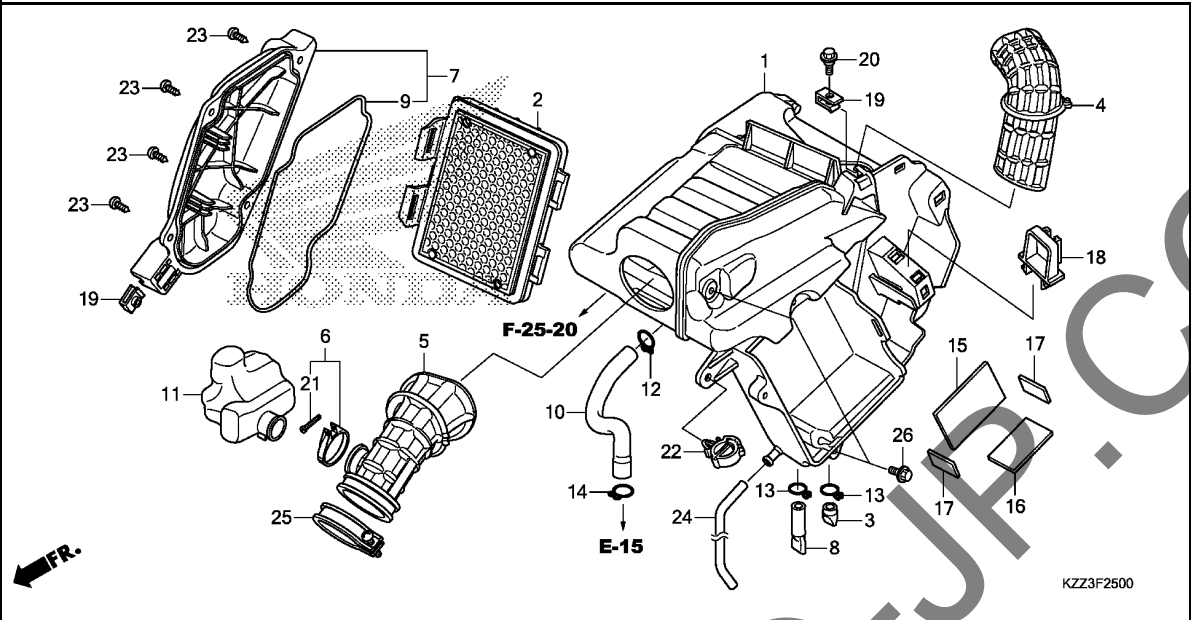
Ref. No.	Part No.	Description	Reqd. QTY			Serial No.	Parts catalogue code
			CRF 250L D	CRF 250L E	CRF 250M E		
1	17210-KZZ-900	CASE COMP., AIR CLEANER .....	1	1	1		
2	17220-KZZ-900	ELEMENT COMP., AIR CLEANER ..	1	1	1		
3	17234-KCW-871	TUBE, AIR CLEANER DRAIN .....	1	1	1		
4	17241-KZZ-900	DUCT, AIR CLEANER .....	1	1	1		
5	17251-KZZ-900	TUBE, AIR CLEANER CONNECTING ..	1	1	1		
6	17255-MCG-000	BAND, RESONATOR(28) .....	1	1	1		
7	17260-KZZ-900	LID COMP., AIR CLEANER .....	1	1	1		
8	17261-KVB-T00	TUBE, DRAIN .....	1	1	1		
9	17262-KZZ-900	SEAL, AIR CLEANER .....	1	1	1		
10	17265-KZZ-900	TUBE, BREATHER .....	1	1	1		
11	17311-KZZ-900	RESONATOR .....	1	1	1		
12	17316-611-000	CLIP, BREATHER TUBE .....	1	1	1		
13	17371-174-670	CLIP, BREATHER TUBE .....	2	2	2		
14	17724-102-700	CLIP, SUB TANK HOSE .....	1	1	1		
15	31511-KCZ-J60	RUBBER, BATTERY CUSHION .....	1	1	1		
16	31511-KE2-850	RUBBER, BATTERY CUSHION .....	1	1	1		
17	31511-KZZ-900	RUBBER, BATTERY CUSHION .....	2	2	2		
18	80105-KZZ-900	STAY, FUSE BOX .....	1	1	1		
19	84601-HC4-000	NUT, FENDER SETTING(6MM) .....	2	2	2		
20	90109-KZZ-900	BOLT, FLANGE, 6MM .....	1	1	1		
21	90227-GHR-E00	SCREW, PAN, 5X25 .....	1	1	1		
22	90652-KZZ-901	CLIP .....	1	1	1		
23	93903-25480	SCREW, TAPPING, 5X20 .....	4	4	4		
24	95003-19042-20	TUBE, VINYL, 7X11X420 .....	1	1	1		



# F-25

# AIR CLEANER

G 8



Ref. No.	Part No.	Description	Reqd. QTY			Serial No.	Parts catalogue code
			CRF 250L D	CRF 250L E	CRF 250M E		

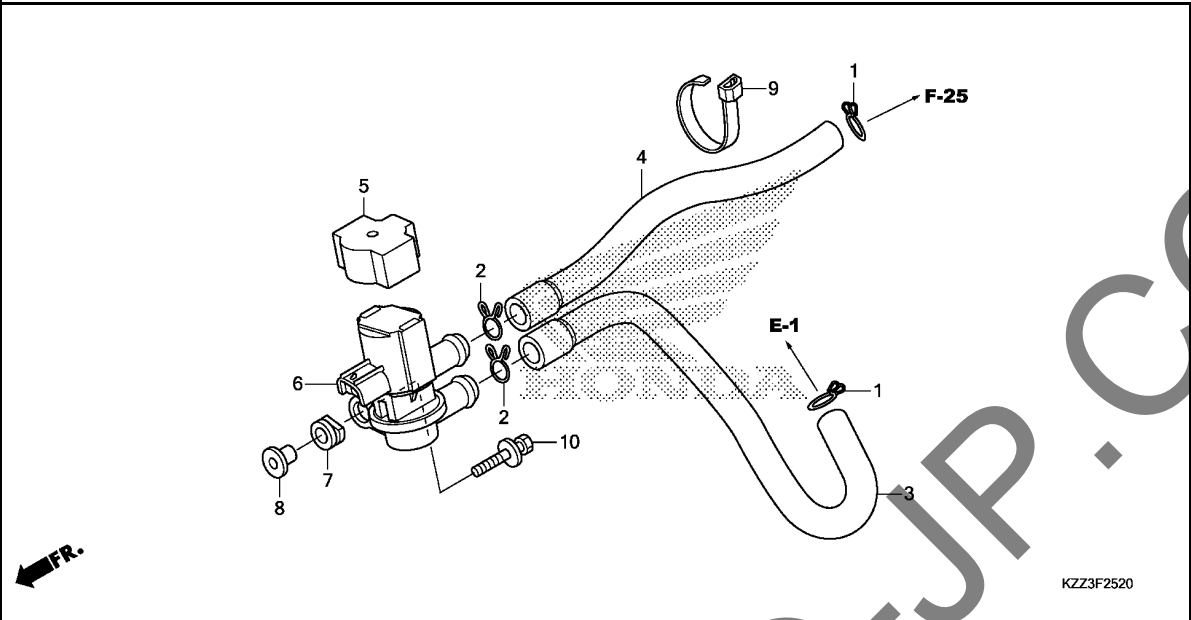
25	95018-56250	BAND, AIR CLEANER CONNECTING TUBE (56)	1	1	1		
26	95701-06012-08	BOLT, FLANGE, 6X12 .....	2	2	2		

3

**F-25-20**

**AIR INJECTION SOLENOID VALVE**

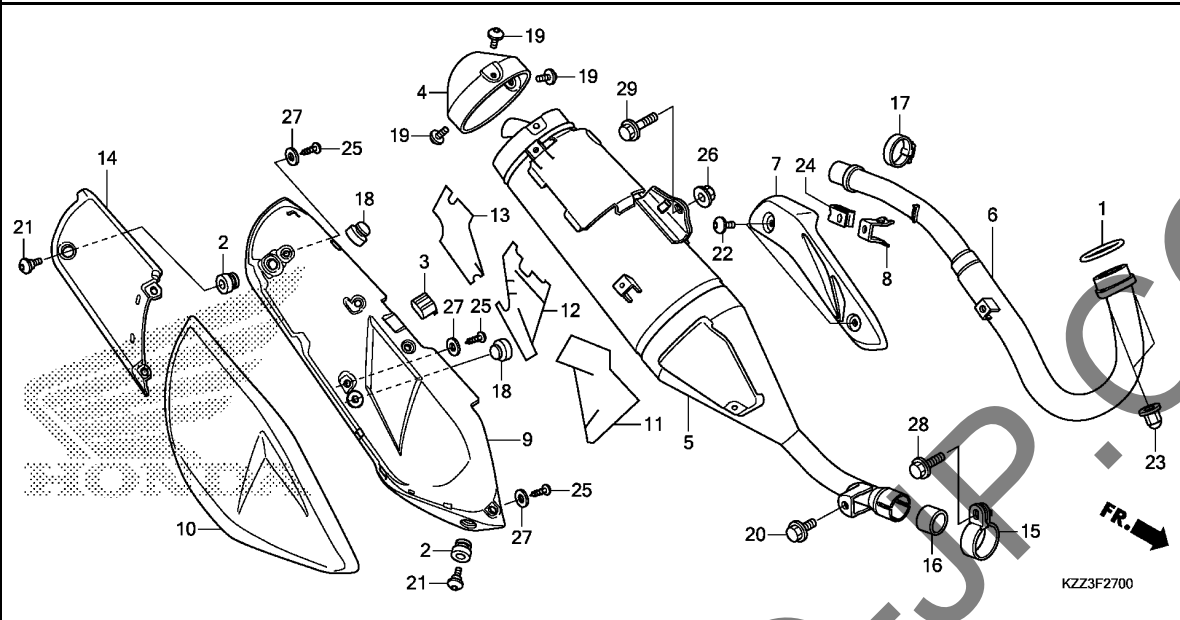
**G 9**



Ref. No.	L.O.N.	(Relative ref. Number) Description	F.R.T.
6	314130	VALVE, SECONDARY AIR CONTROL	0.3

Ref. No.	Part No.	Description	Reqd. QTY			Serial No.	Parts catalogue code
			CRF 250L D	CRF 250L E	CRF 250M E		
1	17316-611-000	CLIP, BREATHER TUBE	2	2	2		
2	17724-102-700	CLIP, SUB TANK HOSE	2	2	2		
3	18651-KZZ-900	TUBE, AIR INJECTION(AISV-ENG)	1	1	1		
4	18653-KZZ-900	TUBE(AISV-AIR CLEANER)	1	1	1		
5	35451-KVZ-630	CAP, AIR INJECTION SOLENOID VALVE	1	1	1		
6	36450-KVZ-631	VALVE ASSY., AIR INJECTION SOLENOID	1	1	1		
7	43516-MR5-000	RUBBER, MOUNTING	1	1	1		
8	77302-473-000	COLLAR, PILLION SEAT	1	1	1		
9	90650-KW3-000	BAND, WIRE	1	1	1		
10	93404-06028-00	BOLT-WASHER, 6X28	1	1	1		

**3**

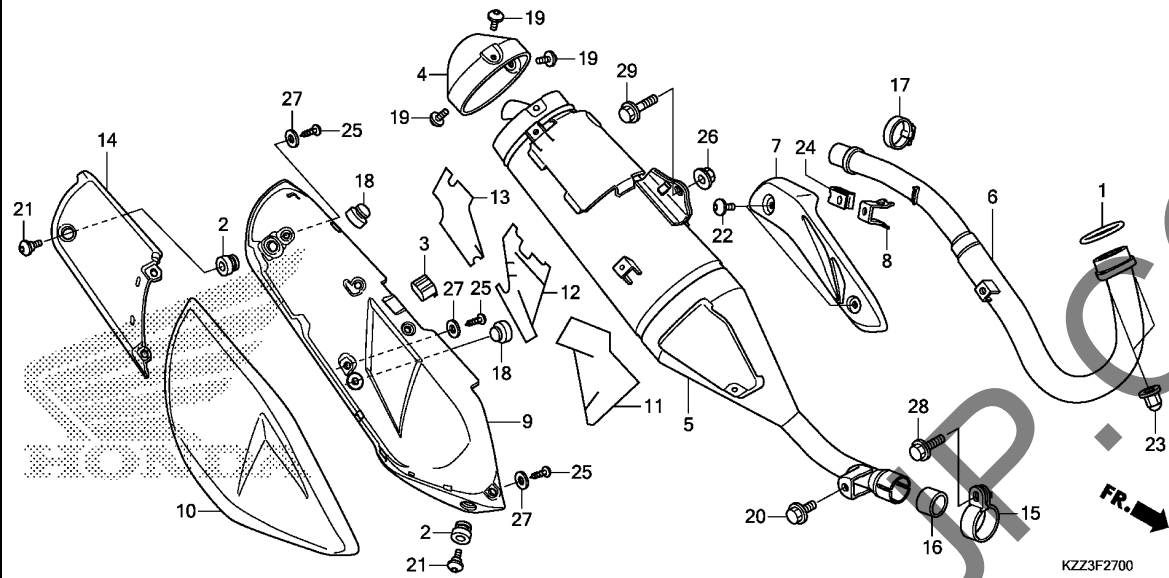


Ref. No.	L.O.N.	(Relative ref. Number) Description	F.R.T.
1	3131B4	GASKET, EXHAUST PIPE .....	0.2
4	3131F2	CAP, MUFFLER END .....	0.1
5	313120	MUFFLER .....	0.2
6	313110	PIPE, EXHAUST .....	0.3
7	3131A6	PROTECTOR, EXHAUST PIPE .....	0.1
9	313121	PROTECTOR, MUFFLER .....	0.3
10	3131B3	COVER, MUFFLER :FRONT .....	0.3
14	3131D3	COVER, MUFFLER :REAR .....	0.3
	3131K5	COVER, MUFFLER :BOTH .....	0.3
16	3131C4	GASKET, MUFFLER .....	0.2

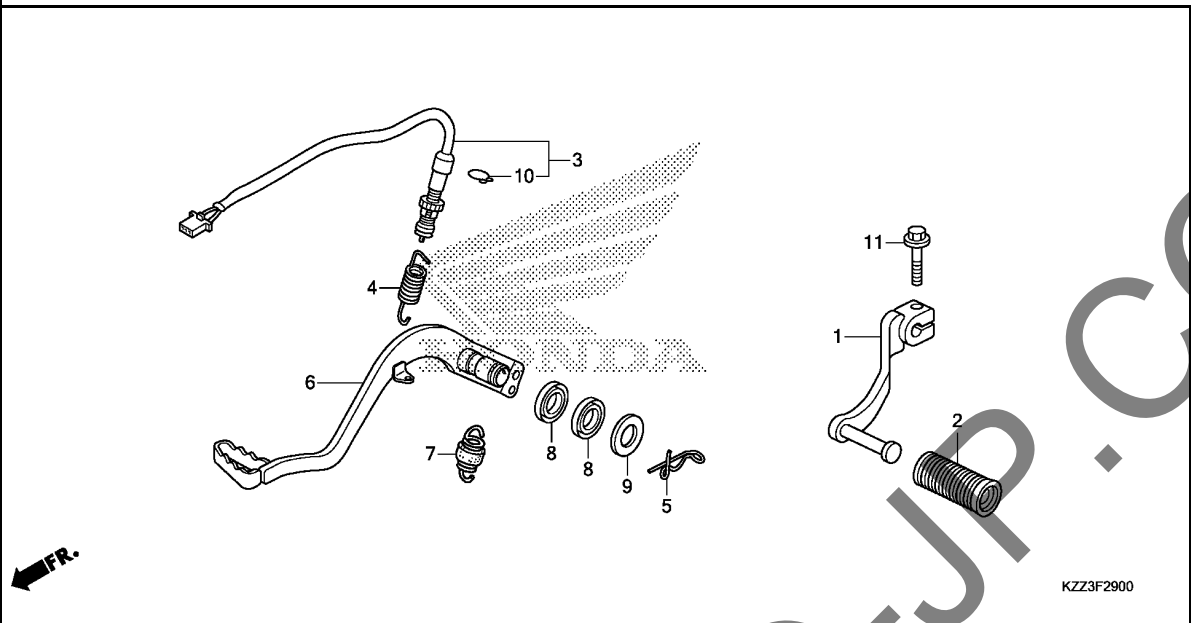
KZZ3F2700



Ref. No.	Part No.	Description	Reqd. QTY			Serial No.	Parts catalogue code
			CRF 250L D	CRF 250L E	CRF 250M E		
1	18291-MEB-670	GASKET, EX. PIPE .....	1	1	1		
2	18293-KZZ-900	RUBBER, PROTECTOR PACKING .....	2	2	2		
3	18293-MNO-000	RUBBER, PROTECTOR .....	1	1	1		
4	18306-KZZ-900	CAP, TAIL .....	1	1	1		
5	18310-KZZ-900	MUFFLER COMP. ....	1	1	1		
6	18320-KZZ-900	PIPE COMP., EX. ....	1	1	1		
7	18325-KZZ-900	PROTECTOR, EX. PIPE .....	1	1	1		
8	18327-KZZ-900	STAY, EX. PIPE PROTECTOR .....	1	1	1		
9	18355-KZZ-900	PROTECTOR, MUFFLER .....	1	1	1		
10	18360-KZZ-900ZB	COVER, FR. MUFFLER					
	*NH196*	.....ROSS WHITE	1	1	-		
	18360-KZZ-900ZC	*NH1*.....BLACK	-	-	1		
11	18361-KZZ-900	GUARD, HEAT(A) .....	1	1	1		
12	18362-KZZ-900	GUARD, HEAT(B) .....	1	1	1		
13	18363-KZZ-900	GUARD, HEAT(C) .....	1	1	1		
14	18365-KZZ-900	COVER, RR. MUFFLER .....	1	1	1		
15	18373-KZZ-900	BAND, R. EX. PIPE .....	1	1	1		
16	18391-KZZ-901	PACKING, MUFFLER .....	1	1	1		
17	19516-ML7-691	CLAMP, HOSE, 24-32MM .....	1	1	1		
18	83512-KZZ-900	RUBBER, MUFFLER PROTECTOR .....	2	2	2		
19	90114-KZZ-900	SCREW, SPECIAL, 5X10 .....	3	3	3		
20	90118-KZZ-900	BOLT, FLANGE, 8X16 .....	1	1	1		
21	90160-KZZ-900	BOLT, MUFFLER PROTECTOR(5MM) .....	2	2	2		
22	90170-KZZ-900	SCREW, PAN, 6X10 .....	2	2	2		
23	90304-KPH-700	NUT, HEX. CAP, 8MM .....	2	2	2		



Ref. No.	Part No.	Description	Reqd. QTY			Serial No.	Parts catalogue code
			CRF 250L D	CRF 250L E	CRF 250M E		
24	90344-964-003	NUT, CLIP, 6MM .....	1	1	1		
25	93913-142J0	SCREW, TAPPING, 4X12 .....	5	5	5		
26	94050-08000	NUT, FLANGE, 8MM .....	1	1	1		
27	94103-04000	WASHER, PLAIN, 4MM .....	5	5	5		
28	95701-08035-02	BOLT, FLANGE, 8X35 .....	1	1	1		
29	96300-08040-00	BOLT, FLANGE, 8X40 .....	1	1	1		

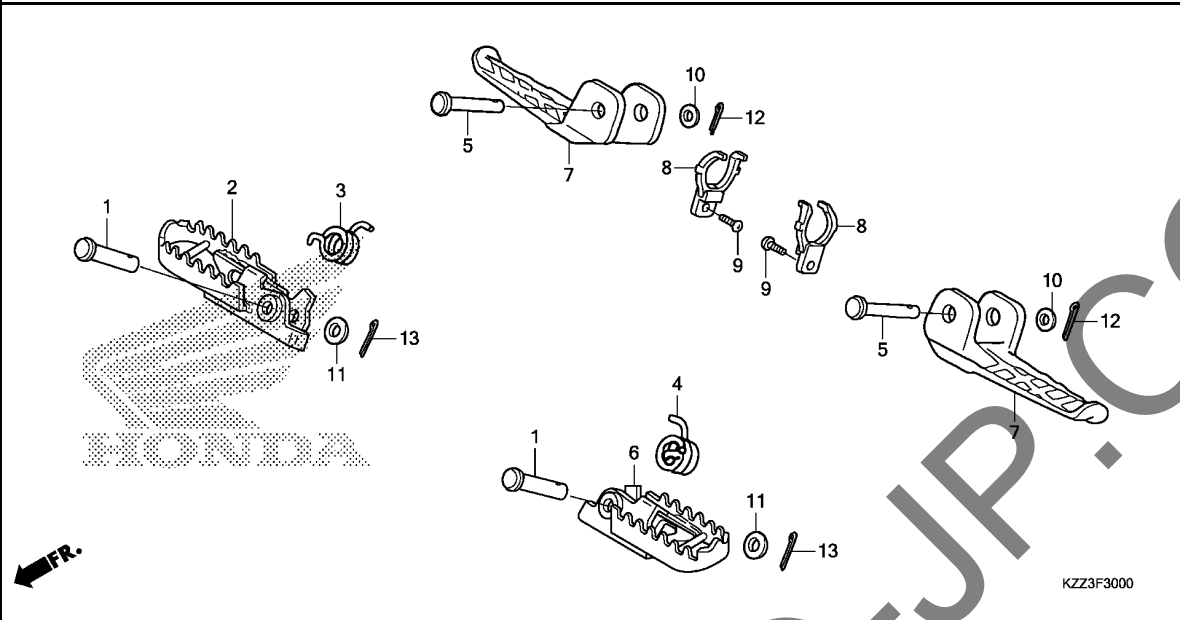


Ref. No.	L.O.N.	(Relative ref. Number) Description	F.R.T.
1	4101A1	PEDAL, GEAR CHANGE .....	0.1
3	6151B5	SWITCH, REAR STOP :PEDAL SIDE	0.3
6	810160	PEDAL, REAR BRAKE .....	0.1

FR.

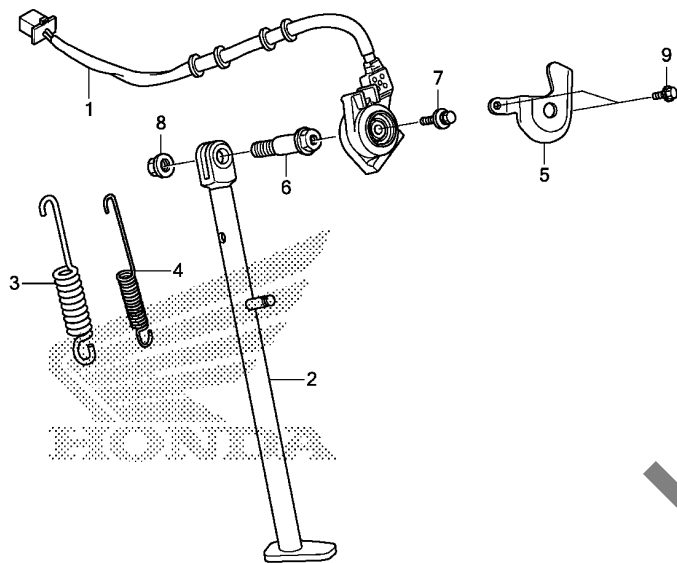
KZZ3F2900

Ref. No.	Part No.	Description	Reqd. QTY			Serial No.	Parts catalogue code
			CRF 250L D	CRF 250L E	CRF 250M E		
1	24710-KZZ-900	PEDAL COMP., CHANGE .....	1	1	1		
2	24781-KR3-770	RUBBER, GEAR CHANGE PEDAL ...	1	1	1		
3	35350-KZZ-901	SWITCH ASSY., RR. STOP .....	1	1	1		
4	35357-KZZ-900	SPRING, STOP SWITCH .....	1	1	1		
5	43950-KZZ-900	PIN, SNAP .....	1	1	1		
6	46500-KZZ-900	PEDAL COMP., RR. BRAKE .....	1	1	1		
7	46511-KZ4-J00	SPRING ASSY., RR. BRAKE RETURN	1	1	1		
8	46525-KK0-003	DUST SEAL, 17X20X2.5 .....	2	2	2		
9	90439-463-000	WASHER, PLAIN, 16MM .....	1	1	1		
10	90601-KAF-003	CLIP, SWITCH COVER .....	1	1	1		
11	95701-06020-00	BOLT, FLANGE, 6X20 .....	1	1	1		



Ref. No.	L.O.N.	(Relative ref. Number) Description	F.R.T.
2	4101C6	BAR, MAIN STEP :RIGHT .....	0.1
6	4101C5	BAR, MAIN STEP :LEFT .....	0.1
	4101J1	BAR, MAIN STEP :BOTH .....	0.2
7	4101C7	BAR, PILLION STEP :LEFT .....	0.1
	4101C8	BAR, PILLION STEP :RIGHT .....	0.1
	4101P4	BAR, PILLION STEP :BOTH .....	0.2

Ref. No.	Part No.	Description	Reqd. QTY			Serial No.	Parts catalogue code
			CRF 250L D	CRF 250L E	CRF 250M E		
1	50603-KZZ-900	PIN, STEP JOINT .....	2	2	2		
2	50616-KZZ-900	STEP COMP., R. ....	1	1	1		
3	50617-KZZ-900	SPRING, R. STEP RETURN .....	1	1	1		
4	50618-KZZ-900	SPRING, L. STEP RETURN .....	1	1	1		
5	50639-KZZ-900	PIN, STEP BAR .....	2	2	2		
6	50642-KZZ-900	STEP COMP., L. ....	1	1	1		
7	50711-KZZ-900	STEP, PILLION .....	2	2	2		
8	50713-KZZ-900	GUIDE, PILLION STEP .....	2	2	2		
9	90020-KZZ-900	SCREW, PAN, 4X10 .....	2	2	2		
10	94101-08000	WASHER, PLAIN, 8MM .....	2	2	2		
11	94102-10000	WASHER, PLAIN, 10MM .....	2	2	2		
12	94201-20150	PIN, SPLIT, 2.0X15 .....	2	2	2		
13	94201-20180	PIN, SPLIT, 2.0X18 .....	2	2	2		



FR.

KZZ3F3100

Ref. No.	L.O.N.	(Relative ref. Number) Description	F.R.T.
1	615195	SWITCH, SIDE STAND .....	1.1
2	410180	BAR, SIDE STAND .....	0.2
3		(4)	
	410182	SPRING, SIDE STAND .....	0.1

.NOTE: Same time for two units

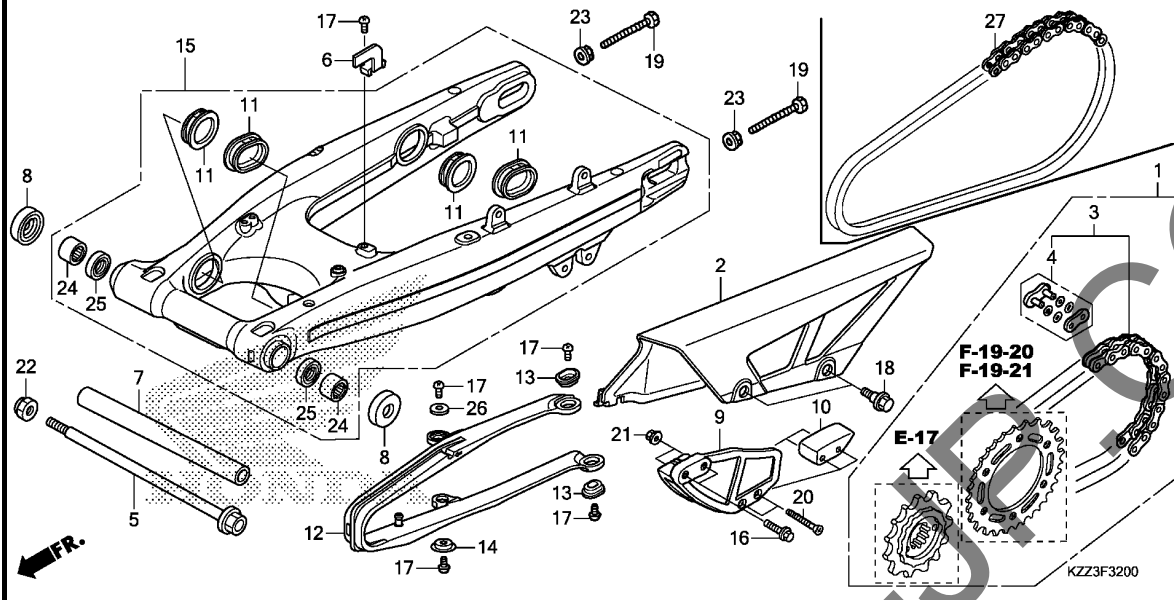
3

Ref. No.	Part No.	Description	Reqd. QTY			Serial No.	Parts catalogue code
			CRF 250L D	CRF 250L E	CRF 250M E		
1	35700-KZZ-901	SWITCH ASSY., SIDE STAND .....	1	1	1		
2	50530-KZZ-900	BAR, SIDE STAND .....	1	1	-		
	50530-KZZ-A20	.....	-	-	1		
3	50541-MY5-860	SPRING, SIDE STAND .....	1	1	1		
4	50545-MY5-860	SUB SPRING, SIDE STAND .....	1	1	1		
5	50547-KZZ-900	GUARD, SIDE STAND SWITCH .....	1	1	1		
6	90108-KPP-860	BOLT, SIDE STAND PIVOT .....	1	1	1		
7	90147-KVY-900	BOLT, SWITCH SETTING .....	1	1	1		
8	90304-KGH-901	NUT, U, 10MM .....	1	1	1		
9	96001-06010-07	BOLT, FLANGE, 6X10 .....	2	2	2		

# F-32

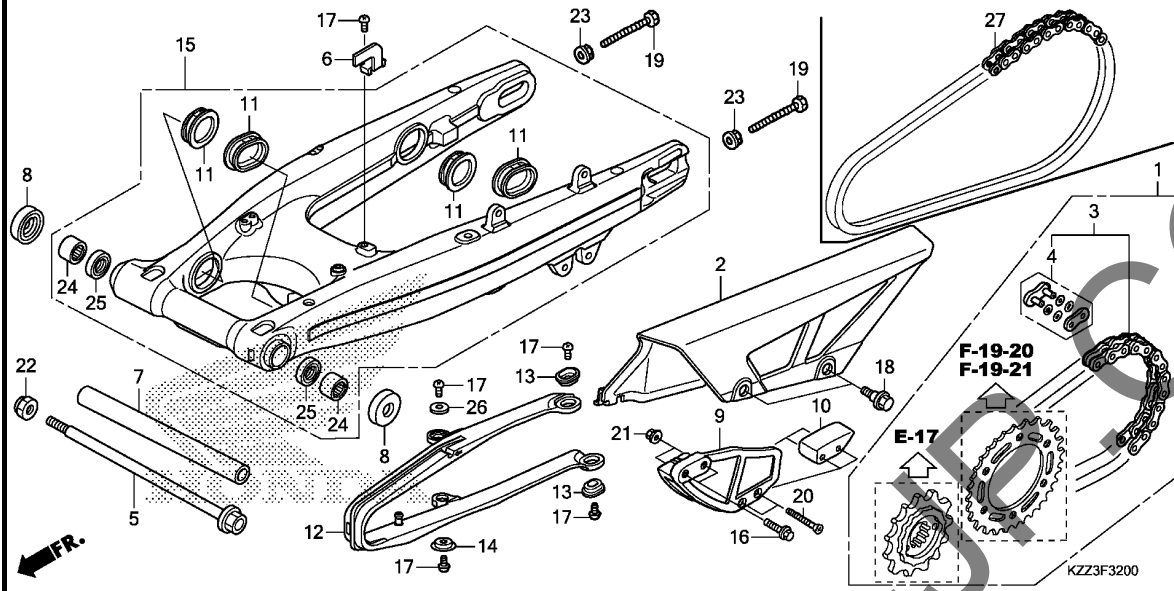
# SWINGARM

# G15



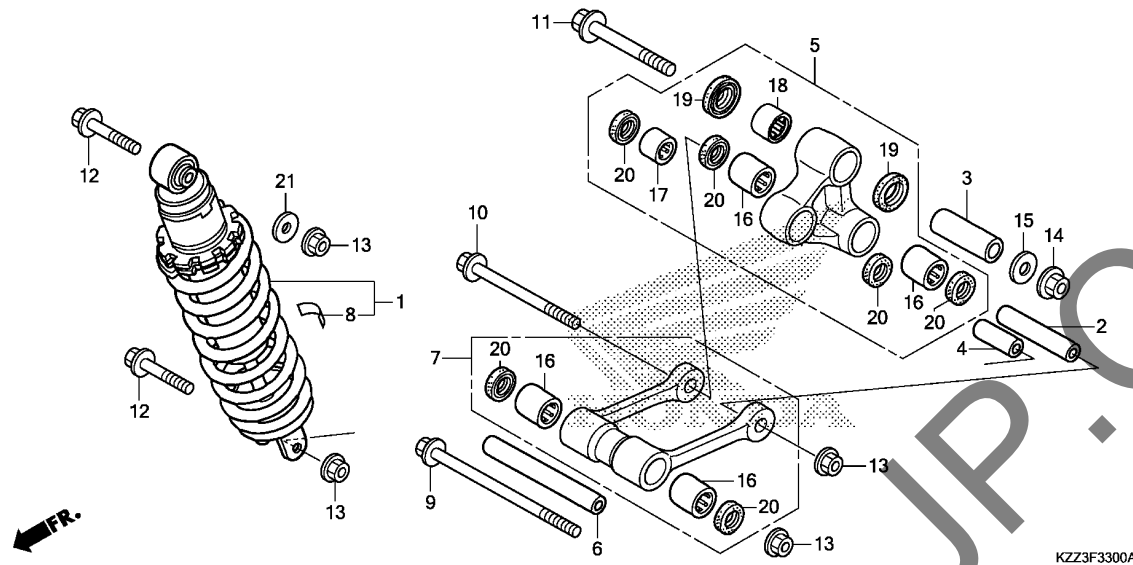
Ref. No.	L.O.N.	(Relative ref. Number) Description	F.R.T.
1	2131G4	CHAIN KIT, DRIVE .....	0.9
2	410195	CASE, DRIVE CHAIN .....	0.1
3	213165	CHAIN, DRIVE .....	0.5
9	4101E2	GUIDE, DRIVE CHAIN .....	0.1
10	4101J2	SLIDER, CHAIN GUIDE .....	0.1
12	4101E5	SLIDER, CHAIN .....	0.3
15	5121B0	SWINGARM ASSEMBLY .....	0.9
24		(25)	
	5121C8	BEARING, SWINGARM PIVOT :LEFT	1.0
	5121C9	BEARING, SWINGARM PIVOT :RIGHT	1.0
	5121D0	BEARING, SWINGARM PIVOT :BOTH	1.2
27	2131M1	CHAIN, DRIVE(ENDLESS) .....	0.7

Ref. No.	Part No.	Description	Reqd. QTY			Serial No.	Parts catalogue code
			CRF 250L D	CRF 250L E	CRF 250M E		
1	06406-KZZ-900	CHAIN KIT, DRIVE(520-120L) (14/40T)					
		(STANDARD LINK 106L)	1			-----	E,ED,F
	06406-KZZ-A40	CHAIN KIT, DRIVE(520-120L) (14/39T)			1		
		(STANDARD LINK 106L)			1		
2	40510-KZZ-900	CASE, DRIVE CHAIN .....	1	1	-		
	40510-KZZ-A20	.....			1		
3	40540-KYJ-902	CHAIN, DRIVE(DID520VF-120ZB) (STANDARD LINK 106L)	1	1	1	-----	2BR,2ED,3E,BR,E,ED,F,KO,LA,U
4	40545-KYJ-902	JOINT, DRIVE CHAIN(DAIDO) .....	1	1	1	-----	2BR,2ED,3E,BR,E,ED,F,KO,LA,U
5	52101-KZZ-900	BOLT, SWINGARM PIVOT .....	1	1	1		
6	52131-KZZ-900	STAY, CHAIN CASE .....	1	1	1		
7	52141-KZZ-900	COLLAR, CENTER PIVOT DISTANCE	1	1	1		
8	52144-356-005	CAP, SWINGARM DUST SEAL(NOK)	2	2	2		
9	52146-KV6-010	GUIDE, CHAIN .....	1	1	1		
10	52147-KV6-010	SLIDER, CHAIN GUIDE .....	1	1	1		
11	52161-KZZ-900	CAP, RR. SWINGARM .....	4	4	4		
12	52170-KZZ-900	SLIDER, CHAIN .....	1	1	1		
13	52171-KR6-000	WASHER, CHAIN SLIDER .....	2	2	2		
14	52171-MAN-620	WASHER, CHAIN SLIDER .....	1	1	1		
15	52200-KZZ-900	SWINGARM SUB ASSY., RR. ....	1	1	-		
	52200-KZZ-A21	.....			1		
16	90103-KZZ-900	BOLT, FLANGE, 6X20 .....	2	2	2		
17	90104-KPP-900	SCREW, PAN, 5X12 .....	5	5	5		
18	90111-KZZ-900	BOLT, FLANGE, 6MM .....	2	2	2		



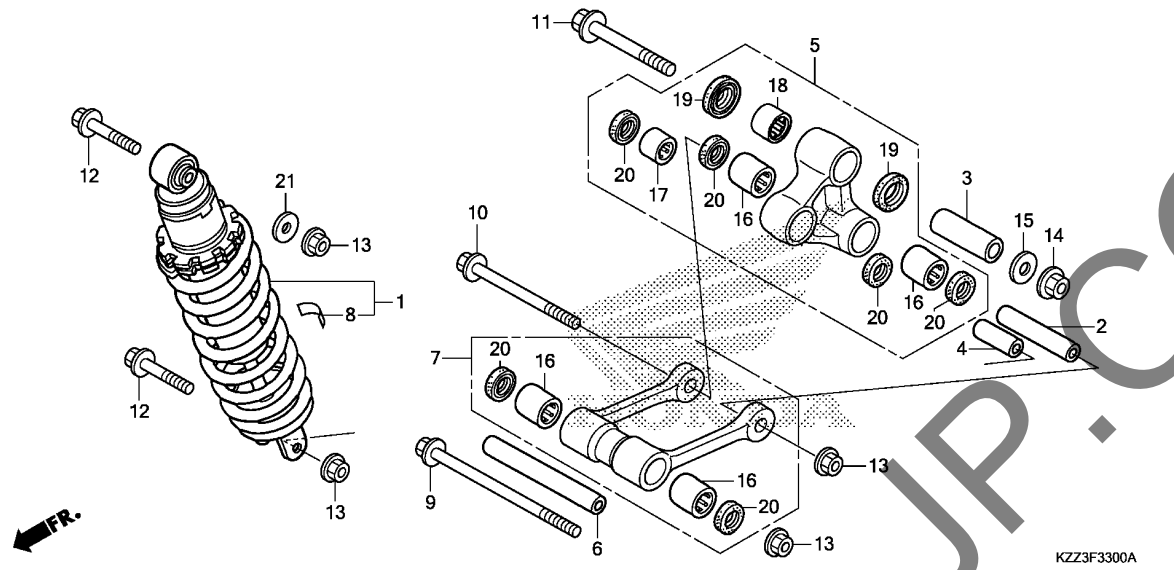
Ref. No.	Part No.	Description	Reqd. QTY			Serial No.	Parts catalogue code
			CRF 250L D	CRF 250L E	CRF 250M E		
19	90112-KZZ-900	BOLT, HEX., 8X47.5 .....	2	2	2		
20	90115-KZZ-900	SCREW, FLAT, 6X53 .....	2	2	2		
21	90301-KGH-901	NUT, U, 6MM(FUJI SEIMITSU) ..	2	2	2		
22	90305-KCJ-951	NUT, U, 14MM .....	1	1	1		
23	90309-357-000	NUT, HEX., 8MM .....	2	2	2		
24	91070-GC4-601	BEARING, NEEDLE, 20X26X20(NTN)	2	2	2		
25	91254-KS6-003	DUST SEAL, 20X26X4.5(ARAI) ..	2	2	2		
26	94103-05700	WASHER, PLAIN, 5MM .....	1	1	1		
27	40530-KZZ-901	CHAIN, DRIVE(DID520VF-106LE) (ENDLESS TYPE)	1	-	-	-----	PH

3



Ref. No.	L.O.N.	(Relative ref. Number) Description	F.R.T.
1	512115	CUSHION ASSY., REAR .....	1.1
5	512140	ARM, CUSHION .....	0.2
7	512145	ROD, CUSHION CONNECTING .....	0.2
16		(17, 18)	
	5121D4	BEARING, CUSHION CONNECTING ROD .....	0.3
	5121D4A	.Replace 1 bearing add .....	0.1
	512146	BEARING, CUSHION ARM .....	0.3
	5121D3	BEARING, CUSHION ARM :FOR 1 VEHICLE .....	0.6

Ref. No.	Part No.	Description	Reqd. QTY			Serial No.	Parts catalogue code
			CRF 250L D	CRF 250L E	CRF 250M E		
1	52400-KZZ-941	CUSHION ASSY., RR. (SHOWA) ...	1	-	-	-----	2BR, BR
	52400-KZZ-931	.....	1	-	-	-----	E, ED, F, PH, U
	52400-KZZ-951	.....	1	-	-	-----	LA
	52400-KZZ-A61	.....	1	-	-	-----	
	52400-KZZ-A41	.....	-	-	1	-----	
2	52462-KPS-900	COLLAR A, CUSHION ARM .....	1	1	1	-----	
3	52462-KZZ-900	COLLAR C, CUSHION ARM .....	1	1	1	-----	
4	52464-KPE-900	COLLAR C, CUSHION ARM .....	1	1	1	-----	
5	52465-KZZ-900	ARM SUB ASSY., CUSHION .....	1	1	-	-----	
	52465-KZZ-A20	.....	-	-	1	-----	
6	52472-KZZ-900	COLLAR, CONNECTING ROD .....	1	1	1	-----	
7	52475-KZZ-900	ROD SUB ASSY., CUSHION CONNECTING .....	1	1	-	-----	
	52475-KZZ-A20	.....	-	-	1	-----	
8	87516-MCA-660	LABEL, RR. DAMPER (PICTOGRAPH) .....	1	-	1	-----	2ED, 3E, E, ED, F, PH, U
	87516-KFC-900	LABEL, RR. DAMPER CAUTION (PORTUGUESE) .....	1	-	-	-----	2BR, BR
	87516-KFC-910	LABEL, RR. DAMPER CAUTION (SPANISH) .....	1	-	-	-----	LA
	87516-KFK-750	LABEL, RR. DAMPER (KOREAN) .....	-	1	-	-----	
9	90151-KZZ-900	BOLT, FLANGE, 10X127 .....	1	1	1	-----	
10	90152-KZZ-900	BOLT, FLANGE, 10X103 .....	1	1	1	-----	
11	90153-KZZ-900	BOLT, FLANGE, 12X88 .....	1	1	1	-----	
12	90154-KZZ-900	BOLT, FLANGE, 10X53 .....	2	2	2	-----	
13	90304-GE8-003	NUT, U, 10MM (FUSE RASHI) .....	4	4	4	-----	
14	90305-KZZ-901	NUT, U, 12MM .....	1	1	1	-----	
15	90501-KZ4-J40	WASHER, PLAIN, 12MM .....	1	1	1	-----	



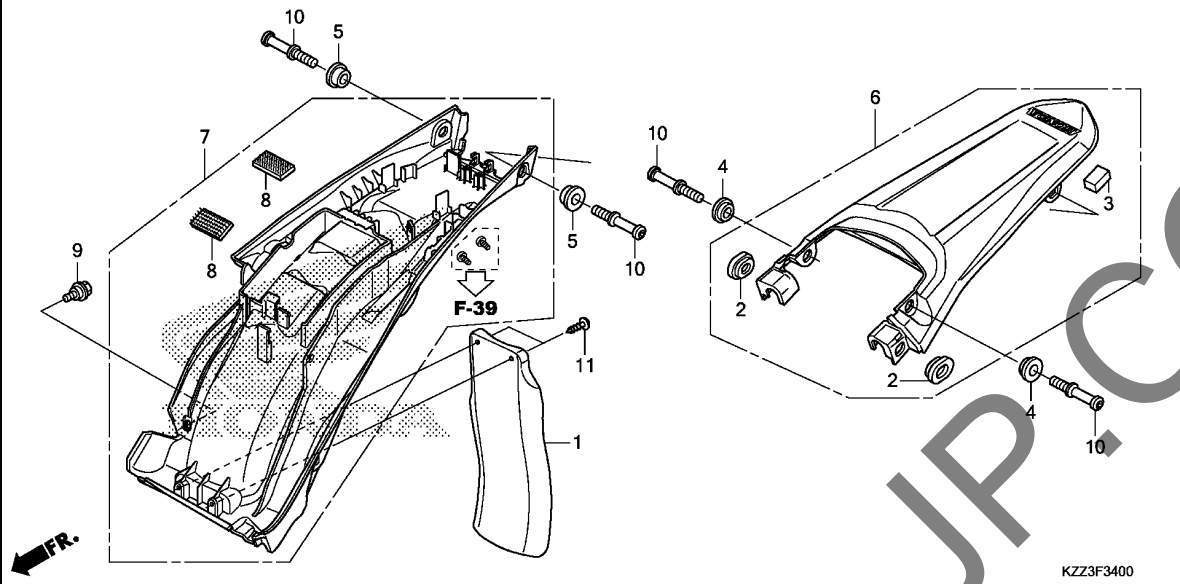
KZZ3F3300A

Ref. No.	Part No.	Description	Reqd. QTY			Serial No.	Parts catalogue code
			CRF 250L D	CRF 250L E	CRF 250M E		
16	91071-KV3-005	BEARING, NEEDLE(KOYO) .....	4	4	4		
17	91071-MY1-005	BEARING, NEEDLE, 17X24X17 (KOYO) .....	1	1	1		
18	91072-MY1-005	BEARING, NEEDLE, 20X26X20 .....	1	1	1		
19	91254-KS6-003	DUST SEAL, 20X26X4.5(ARAI) .....	2	2	2		
20	91262-KV3-831	DUST SEAL, 17X24X5(ARAI) .....	6	6	6		
21	94101-10800	WASHER, PLAIN, 10MM .....	1	1	1		

# F-34

# REAR FENDER

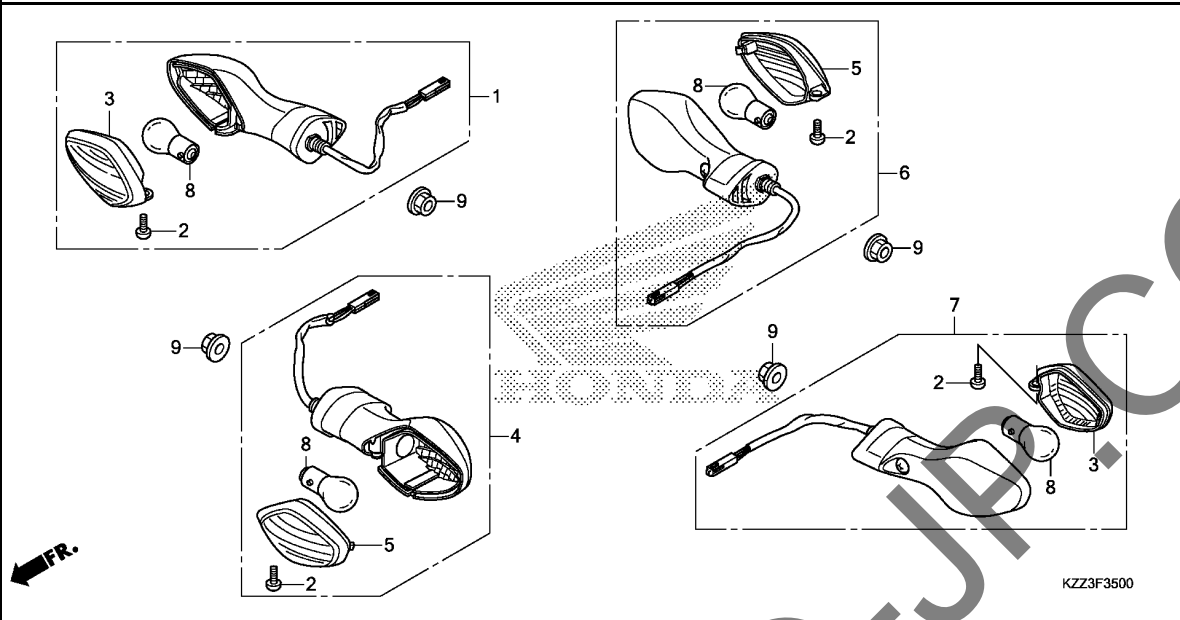
H 3



Ref. No.	L.O.N.	(Relative ref. Number) Description	F.R.T.
1	4131G4	MUDGUARD :REAR .....	0.1
6	413102	FENDER, REAR .....	0.1
7	413110	FENDER B, REAR .....	0.6

Ref. No.	Part No.	Description	Reqd. QTY			Serial No.	Parts catalogue code
			CRF 250L D	CRF 250L E	CRF 250M E		
1	17218-KZZ-900	MUDGUARD .....	1	1	1		
2	64266-MG9-770	GROMMET, SPEAKER PANEL .....	2	2	2		
3	64465-KZZ-900	RUBBER SPONGE, RR. FENDER .....	1	1	1		
4	77223-KZZ-900	COLLAR A, FENDER SETTING .....	2	2	2		
5	77224-KZZ-900	COLLAR B, FENDER SETTING .....	2	2	2		
6	80010-KZZ-900ZD	FENDER SET, RR.(WL)					
		*TYPE1*	1	1	-		
	80010-KZZ-A20ZA	*TYPE2*	-	-	1	-----	2ED,3E
	80010-KZZ-A20ZB	*TYPE1*	-	-	1	-----	E,ED
7	80150-KZZ-305	FENDER SET B, RR.	1	1	1	-----	2ED,3E,BR,E,ED,F,KO,LA,PH,U
	80150-KZZ-306		1	-	-	-----	2BR
8	83643-355-300	TAPE, MAGIC (FEMALE) (25X50) .....	2	2	2		
9	90110-KZZ-900	BOLT, FLANGE, 6MM .....	1	1	1		
10	90116-KZZ-900	BOLT, HOOK, 8MM .....	4	4	4		
11	93913-15510	SCREW, TAPPING, 5X20 .....	2	2	2		

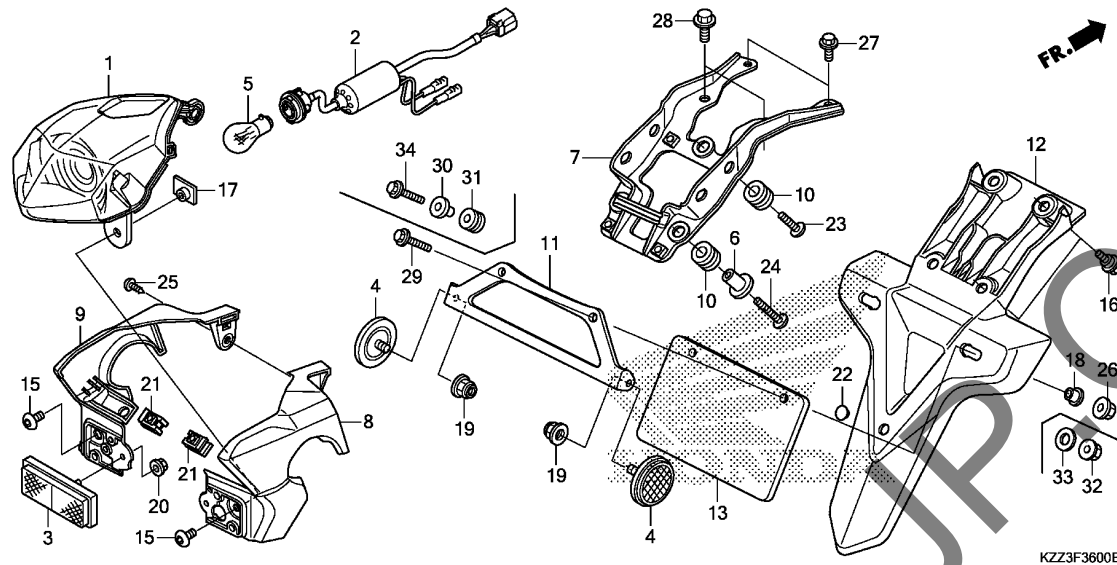
3



Ref. No.	L.O.N.	(Relative ref. Number) Description	F.R.T.
1	6161C4	WINKER :RIGHT FRONT .....	0.2
4	6161C3	WINKER :LEFT FRONT .....	0.2
	6161C5	WINKER :BOTH FRONT .....	0.2
6	6161C7	WINKER :RIGHT REAR .....	0.3
7	6161C6	WINKER :LEFT REAR .....	0.3
	6161C8	WINKER :BOTH REAR .....	0.3
8		(3,5)	
	616133	BULB, WINKER :FRONT .....	0.1
		.NOTE: Same time for two units	
	616139	BULB, WINKER :REAR .....	0.1
		.NOTE: Same time for two units	
	6161G0	BULB, WINKER :FOR 1 VEHICLE ..	0.2

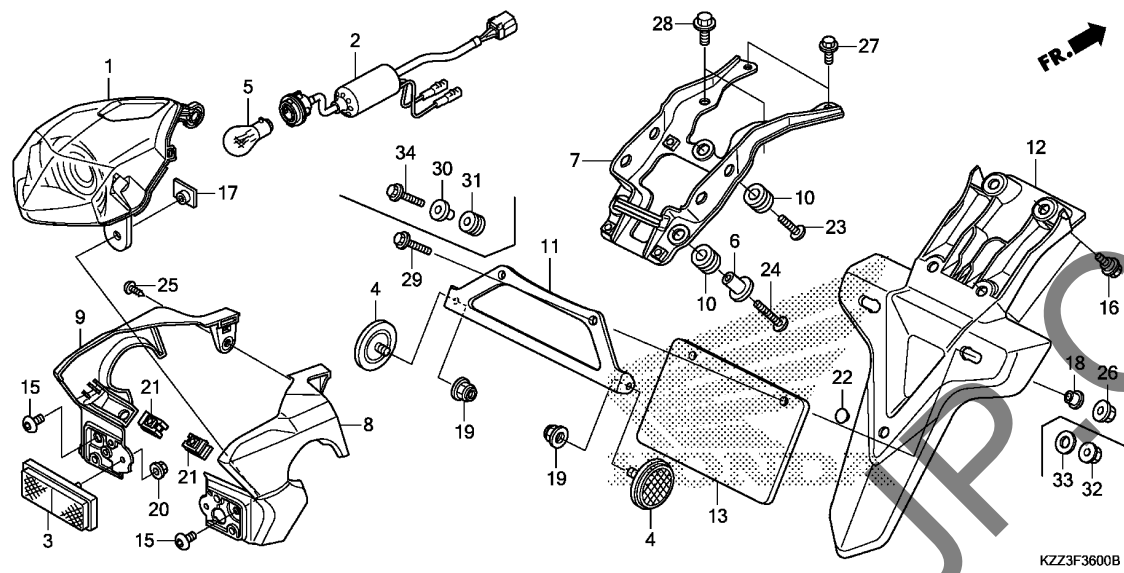
3

Ref. No.	Part No.	Description	Reqd. QTY			Serial No.	Parts catalogue code
			CRF 250L D	CRF 250L E	CRF 250M E		
1	33400-KZZ-901	WINKER ASSY., R. FR.(12V 21W)	1	1	1		
2	33402-MGS-D31	SCREW, SPECIAL, 4X10 .....	4	4	4		
3	33404-MGS-J31	LENS COMP., R. WINKER .....					
		(R. FR./L. RR.)	2	2	2		
4	33450-KZZ-901	WINKER ASSY., L. FR.(12V 21W)	1	1	1		
5	33454-MGS-J31	LENS COMP., L. WINKER .....					
		(L. FR./R. RR.)	2	2	2		
6	33600-KZZ-901	WINKER ASSY., R. RR.(12V 21W)	1	1	1		
7	33650-KZZ-901	WINKER ASSY., L. RR.(12V 21W)	1	1	1		
8	34905-MGS-J31	BULB, WINKER(12V 21W)(TOSHIBA)	4	4	4		
9	94050-10000	NUT, FLANGE, 10MM .....	4	4	4		



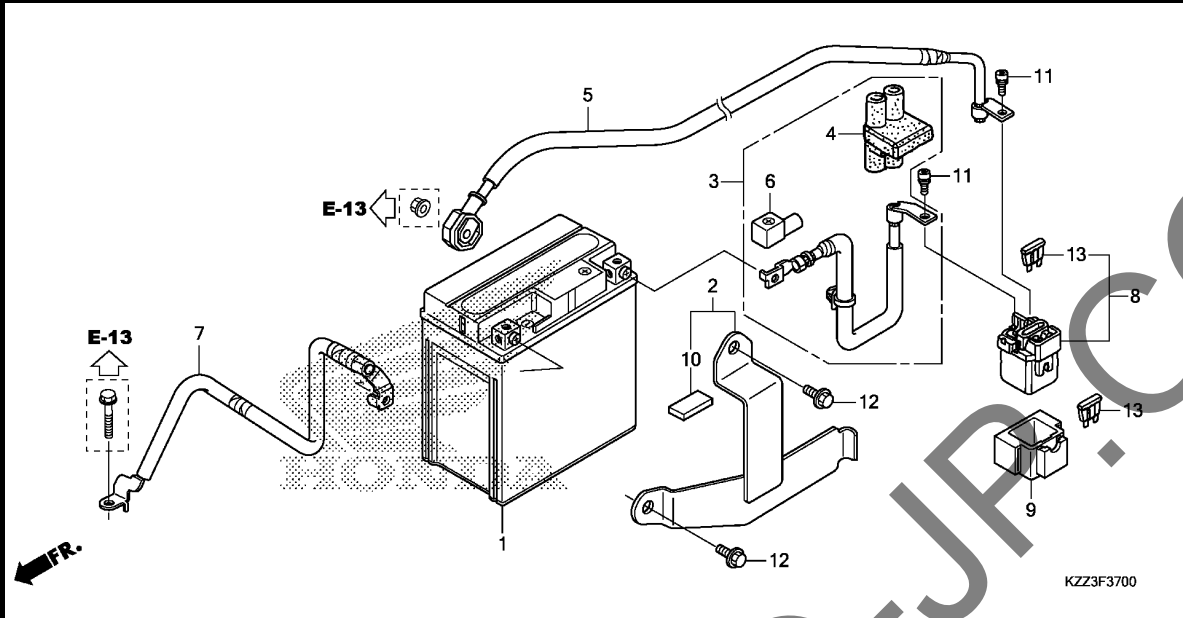
Ref. No.	L.O.N.	(Relative ref. Number) Description	F.R.T.
1	6161D5	TAILLIGHT UNIT .....	0.3
2	6111B4	CORD, TAILLIGHT .....	0.3
5	6161G1	BULB, TAILLIGHT .....	0.1
7	4131Y1	STAY, NUMBER PLATE BRACKET ...	0.3
8	6161P2	COVER, TAILLIGHT :RIGHT .....	0.3
9	6161P1	COVER, TAILLIGHT :LEFT .....	0.3
	6161S5	COVER, TAILLIGHT :BOTH .....	0.3
12	4131O5	FENDER A, REAR .....	0.1

Ref. No.	Part No.	Description	Reqd. QTY			Serial No.	Parts catalogue code
			CRF 250L D	CRF 250L E	CRF 250M E		
1	33703-KZZ-901	BASE COMP., TAILLIGHT .....	1	1	1		
2	33704-KZZ-901	CORD COMP., TAILLIGHT .....	1	1	1	-----	2ED,3E,BR,E,ED,F,KO,LA,PH,U
	33704-KZZ-B11	.....	1	-	1	-----	2BR
3	33741-KPL-902	REFLECTOR, REFLEX .....	1	1	1		
4	33741-KTG-U01	REFLECTOR, FR. REFLEX(AMBER) (RR.) .....	2	-	-	-----	U
5	34906-KRM-851	BULB, TAIL & STOP LIGHT (12V 21/5W)(PHILIPS) .....	1	-	-		
	34906-MGZ-J01	BULB, TAIL & STOP LIGHT (P21/5W)(LIFE ELEX) .....	-	1	1		
6	77302-473-000	COLLAR, PILLION SEAT .....	2	2	2		
7	80110-KZZ-900	STAY, NUMBER PLATE BRACKET ..	1	1	1		
8	80115-KZZ-900	COVER, R. TAILLIGHT .....	1	1	1		
9	80116-KZZ-900	COVER, L. TAILLIGHT .....	1	1	1		
10	83545-KZZ-900	RUBBER, TAILLIGHT MOUNTING ..	3	3	3		
11	84700-KZZ-960	STAY, NUMBER PLATE .....	1	-	-	-----	U
12	84701-KZZ-930	BRACKET, NUMBER PLATE .....	1	1	1	-----	2ED,3E,E,ED,F,KO,PH
	84701-KZZ-900	.....	1	-	-	-----	2BR,BR,LA,U
13	84710-MEE-650	PLATE, NUMBER BACK .....	1	-	-	-----	U
15	90106-MGC-000	SCREW, PAN, 6X10 .....	2	2	2		
16	90110-KZZ-900	BOLT, FLANGE, 6MM .....	4	4	4		
17	90117-KZZ-900	NUT, SET(6MM) .....	2	2	2		
18	90175-MCT-640	COLLAR, FUEL TANK .....	2	-	-	-----	U
19	90301-KGH-901	NUT, U, 6MM(FUJI SEIMITSU) ..	2	-	-	-----	U
20	90301-KWN-901	NUT, U, 5MM .....	1	1	1		



KZZ3F3600B

Ref. No.	Part No.	Description	Reqd. QTY			Serial No.	Parts catalogue code
			CRF 250L D	CRF 250L E	CRF 250M E		
21	90305-GK8-000	NUT, CLIP, 6MM	2	2	2		
22	90852-KPP-T00	PLUG, HOLE	1	-	-		U
23	90113-MGS-D30	SCREW, PAN, 6X16.5	1	1	1		
24	93500-06022-0A	SCREW, PAN, 6X22	2	2	2		
25	93903-24320	SCREW, TAPPING, 4X12	1	1	1		
26	94050-06000	NUT, FLANGE, 6MM	2	-	-		U
27	95701-06012-00	BOLT, FLANGE, 6X12	2	2	2		
28	95701-08014-00	BOLT, FLANGE, 8X14	2	2	2		
29	96001-06020-00	BOLT, FLANGE, 6X20	2	-	-		U
30	61105-KEV-900	COLLAR, HORN SETTING	3	3	3		2ED,3E,E,ED,F,KO,PH
31	84702-KZZ-930	RUBBER, MOUNT	3	3	3		2ED,3E,E,ED,F,KO,PH
32	94050-06000	NUT, FLANGE, 6MM	3	3	3		2ED,3E,E,ED,F,KO,PH
33	94103-06000	WASHER, PLAIN, 6MM	3	3	3		2ED,3E,E,ED,F,KO,PH
34	95701-06020-00	BOLT, FLANGE, 6X20	3	3	3		2ED,3E,E,ED,F,KO,PH



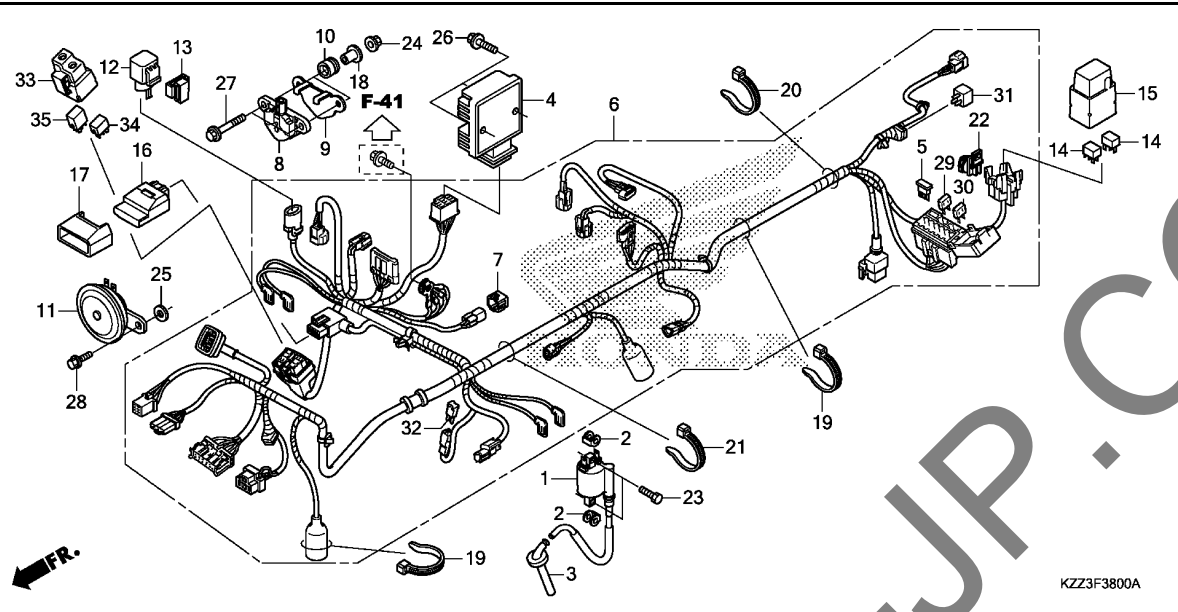
Ref. No.	L.O.N.	(Relative ref. Number) Description	F.R.T.
1	610100	BATTERY .....	0.2
3	610105	CABLE, POSITIVE BATTERY .....	0.1
5	612115	CABLE, STARTER MOTOR .....	0.3
7	610110	CABLE, NEGATIVE BATTERY .....	0.2
8	615113	SWITCH, STARTER MAGNETIC .....	0.3

Ref. No.	Part No.	Description	Reqd. QTY			Serial No.	Parts catalogue code
			CRF 250L D	CRF 250L E	CRF 250M E		
1	31500-KZZ-931	BATTERY ASSY. (YTX7L-BS) (GS YUASA)	1	-	1	-----	2ED,3E,E,ED,F,PH,U
	31500-MCG-014	BATTERY (YTX7L-BS) (TIANJIN YUASA)	1	-	-	-----	2BR,BR
	31500-KPF-895	BATTERY ASSY. (YTX7L-BS) (TIANJIN YUASA)	1	-	-	-----	LA
	31500-KYJ-981	BATTERY (YTX7L-BS) (TIANJIN YUASA)	-	1	-	-----	
2	31510-KZZ-900	BAND, BATTERY .....	1	1	1		
3	32401-KZZ-900	CABLE, STARTER MAGNETIC BATTERY	1	1	1		
4	32406-MFF-D00	COVER, STARTER MAGNETIC TERMINAL	1	1	1		
5	32410-KZZ-900	CABLE, STARTER MOTOR .....	1	1	1		
6	32414-GAG-000	COVER, BATTERY TERMINAL .....	1	1	1		
7	32601-KZZ-900	CABLE, BATTERY EARTH .....	1	1	1		
8	35850-MT4-000	SWITCH ASSY., STARTER MAGNETIC	1	1	1		
9	35856-MT3-000	RUBBER, SHOCK .....	1	1	1		
10	50383-KZZ-900	RUBBER, BATTERY (10X20X3) .....	1	1	1		
11	90111-MR5-000	BOLT, SOCKET, 5X9 .....	2	2	2		
12	95701-06010-00	BOLT, FLANGE, 6X10 .....	2	2	2		
13	98200-33000	FUSE, BLADE (30A) .....	2	2	2		

F-38

WIRE HARNESS

H 8

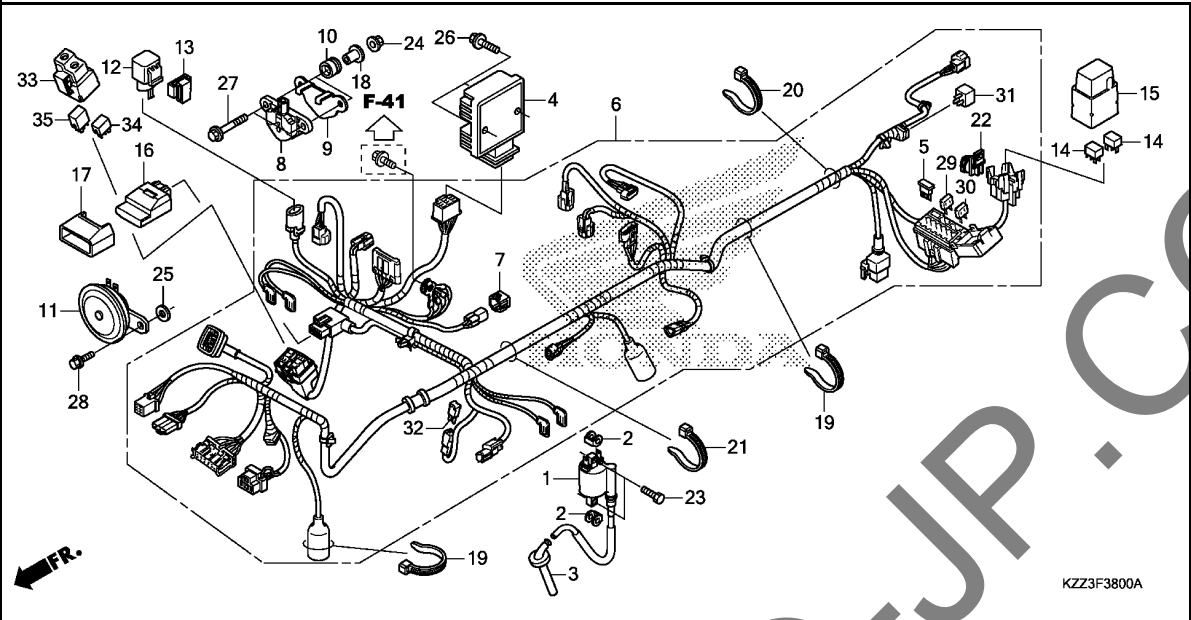


Ref. No.	L.O.N.	(Relative ref. Number) Description	F.R.T.
1	614105	COIL, IGNITION .....	0.6
4	6131B2	RECTIFIER, REGULATE .....	0.4
6	611100	HARNESS, WIRE .....	0.9
8	617125	SENSOR, BANK ANGLE .....	0.3
11	616169	HORN .....	0.1
12	6111C3	RELAY, WINKER .....	0.2
14	6111D9	RELAY, FAN CONTROL .....	0.2
	6111G1	RELAY, FUEL PUMP .....	0.2
16	618135	ENGINE CONTROL MODULE(ECM) ...	0.4
34	6111G2	RELAY, HAZARD .....	0.2
35	6111T5	RELAY, HORN .....	0.2

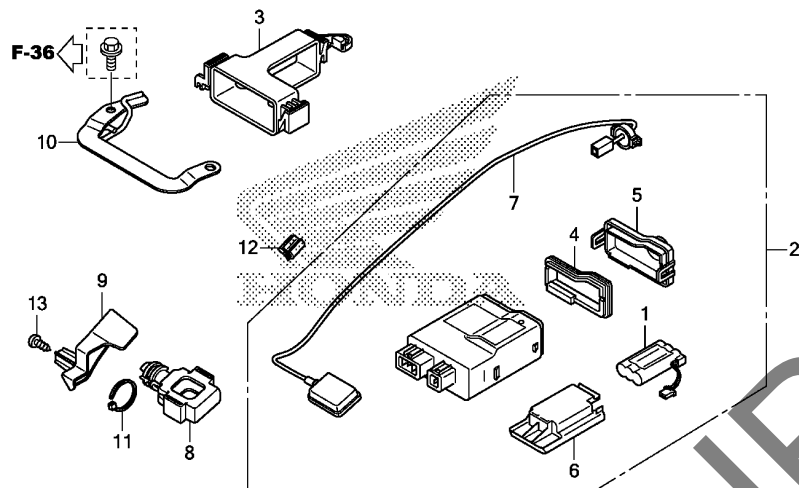
KZZ3F3800A

Ref. No.	Part No.	Description	Reqd. QTY			Serial No.	Parts catalogue code
			CRF 250L D	CRF 250L E	CRF 250M E		
1	30510-KZZ-901	COIL COMP., IGNITION .....	1	1	1		
2	30520-GFM-900	SPACER, IGNITION COIL .....	2	2	2		
3	30700-KZZ-901	CAP ASSY., NOISE SUPPRESSOR ..	1	1	1		
4	31600-KVK-901	RECTIFIER ASSY., REGULATOR ..	1	1	1		
5	31730-MAS-601	DIODE ASSY., THREE WAY (SUMITOMO)	1	1	1		
6	32100-KZZ-930	HARNESS, WIRE .....	1	1	1	-----	2ED,3E,BR,E,ED,F,KO,LA,PH,U
	32100-KZZ-B10	.....	1	-	-	-----	2BR
7	32606-GEV-761	CAP, DUMMY (4P) (RED) .....	1	1	1	-----	2ED,3E,BR,E,ED,F,KO,LA,PH,U
	32606-MEL-D01	CAP, DUMMY (6P) (NATURAL) .....	1	-	-	-----	2BR
8	35160-KVS-751	SENSOR ASSY., BANK ANGLE(M6)	1	1	1		
9	35161-KZZ-900	STAY, BANK ANGLE SENSOR .....	1	1	1		
10	37244-MM4-000	RUBBER, SPEEDOMETER MOUNTING	2	2	2		
11	38110-KYJ-901	HORN COMP.(HIGH) .....	1	1	1		
12	38301-KYJ-641	RELAY COMP., WINKER .....	1	1	1		
13	38306-GE7-000	SUSPENSION, WINKER RELAY .....	1	1	1		
14	38501-KWN-901	RELAY COMP., POWER (MICRO ISO 4P) (OMRON)	2	2	2		
15	38506-KZZ-900	COVER, RELAY(2P) .....	1	1	1		
16	38770-KZZ-942	PGM-FI UNIT .....	1	-	-	-----	2BR,BR
	38770-KZZ-932	.....	1	-	-	-----	E,ED,F,LA,PH,U
	38770-KZZ-A62	.....	-	1	-		
	38770-KZZ-A42	.....	-	-	1		
17	38771-KZZ-900	SUSPENSION, ENGINE CONTROL UNIT	1	1	1		
18	77302-473-000	COLLAR, PILLION SEAT .....	2	2	2		

3



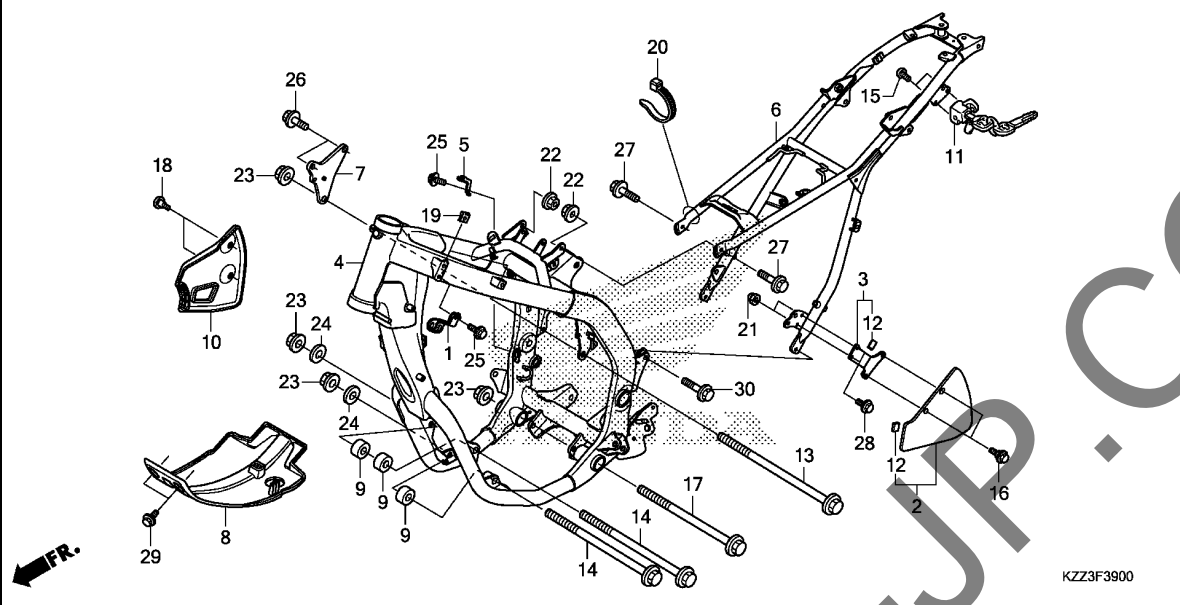
Ref. No.	Part No.	Description	Reqd. QTY			Serial No.	Parts catalogue code
			CRF 250L D	CRF 250L E	CRF 250M E		
19	90651-KV6-003	BAND, WIRE, 165MM(BLACK)	2	2	2		
20	90652-KT1-771	BAND, WIRE(BLACK)	1	1	1		
21	90679-SG9-E01	BAND, SUCTION HOSE(BLACK)	1	1	1		
22	91565-S0X-003	CLIP, COUPLER(DARK GREEN)	1	1	1		
23	92101-06020-4J	BOLT, HEX., 6X20	2	2	2		
24	94050-06000	NUT, FLANGE, 6MM	2	2	2		
25	94102-08000	WASHER, PLAIN, 8MM	1	1	1		
26	95701-06020-00	BOLT, FLANGE, 6X20	2	2	2		
27	95701-06030-00	BOLT, FLANGE, 6X30	2	2	2		
28	95701-08014-00	BOLT, FLANGE, 8X14	1	1	1		
29	98200-40500	FUSE, MINI(5A)	2	2	2		
30	98200-41000	FUSE, MINI(10A)	6	6	6		2ED,3E,BR,E,ED,F,KO,LA,PH,U
			7	-	-		2BR
31	31700-MM8-610	RECTIFIER COMP., SILICON	1	-	-		2BR
32	32146-S84-003	CONNECTOR, DIODE(2P)(3A)	1	-	-		2BR
33	38200-KZZ-B10	SUSPENSION, RELAY	1	-	-		2BR
34	38501-KSS-B31	RELAY COMP., POWER (MICRO ISO 4P)	1	-	-		2BR
35	38502-KTT-901	RELAY COMP., POWER(MICRO 5P)	1	-	-		2BR



Ref. No.	L.O.N.	(Relative ref. Number) Description	F.R.T.
1	6101A7	(7) BATTERY, TRACKING UNIT INTERNAL .....	0.2
2	6181C7	CONTROL UNIT, TRACKING .....	0.2

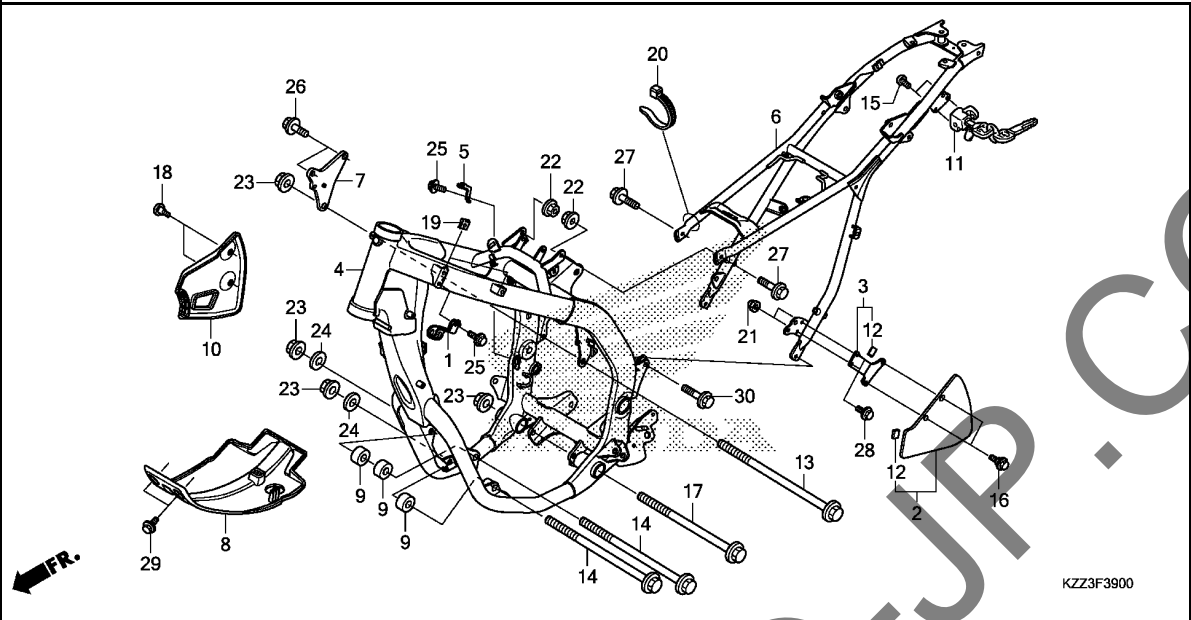
3

Ref. No.	Part No.	Description	Reqd. QTY			Serial No.	Parts catalogue code
			CRF 250L D	CRF 250L E	CRF 250M E		
1	31500-KVS-A01	BATTERY ASSY. ....	1	-	-	-	2BR
2	38910-KZZ-B10	CONTROL UNIT, TRACKING .....	1	-	-	-	2BR
3	38912-KZZ-B10	SUSPENSION, TRACKING CONTROL .....	1	-	-	-	2BR
4	38912-MGS-730	SEAL .....	1	-	-	-	2BR
5	38913-MGS-730	LID, BATTERY .....	1	-	-	-	2BR
6	38917-KVS-A01	BOX, BATTERY .....	1	-	-	-	2BR
7	38918-KZZ-B10	ANTENNA ASSY. ....	1	-	-	-	2BR
8	38920-KZZ-940	SUSPENSION, GPS ANTENNA .....	1	-	-	-	2BR
9	38930-KZZ-B10	COVER, TRACKING ANTENNA .....	1	-	-	-	2BR
10	80117-KZZ-B10	PLATE COMP., TRACKING UNIT .....	1	-	-	-	2BR
11	83645-GG0-000	BAND, NYLON .....	1	-	-	-	2BR
12	90660-SB2-000	CLIP, CORD .....	1	-	-	-	2BR
13	93913-15420	SCREW, TAPPING, 5X16(PO) .....	1	-	-	-	2BR

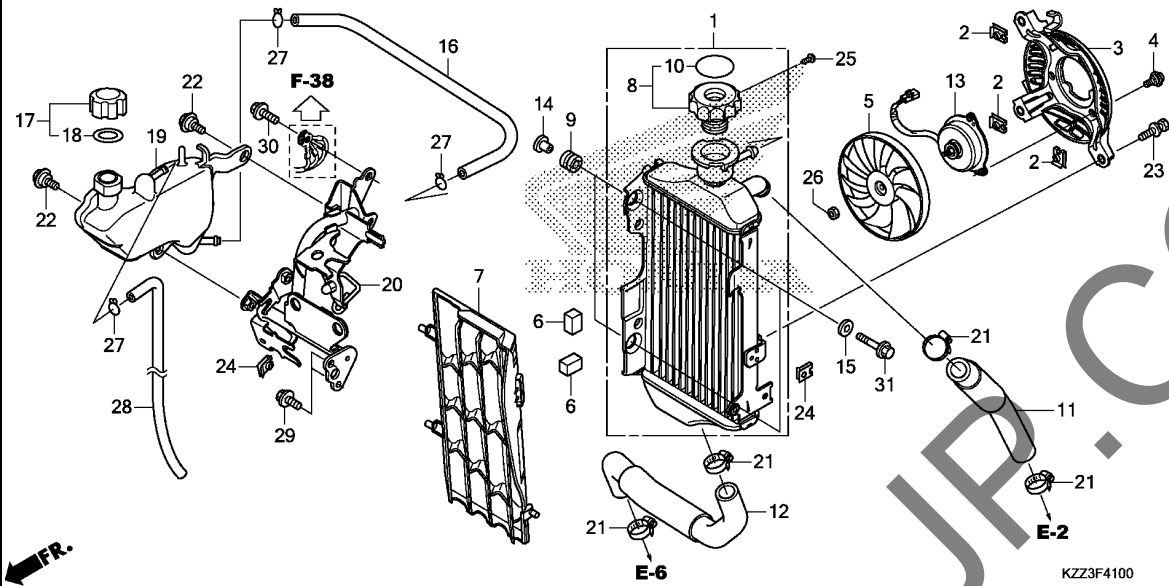


Ref. No.	L.O.N.	(Relative ref. Number) Description	F.R.T.
4	410100	BODY, FRAME ..... -INCLUDES: Engine removal and installation	6.0
6	4101A5	FRAME :REAR .....	1.3
8	410135	PLATE, SKID .....	0.1
10	4101A0	GUARD, STEP .....	0.1
11	410197	LOCK, HELMET .....	0.2

Ref. No.	Part No.	Description	Reqd. QTY			Serial No.	Parts catalogue code
			CRF 250L D	CRF 250L E	CRF 250M E		
1	32111-KZZ-900	CLAMPER, HARNESS .....	1	1	1		
2	40515-KZZ-960	COVER, DRIVE CHAIN .....	1	-	-	----- U	
3	40516-KZZ-960	STAY, DRIVE CHAIN COVER .....	1	-	-	----- U	
4	50100-KZZ-900ZB	BODY COMP., FRAME *NH146M*	1	1	-		
	50100-KZZ-900ZC	ACCURATE SILVER METALLIC *NH303M*	1	1	-		
		MAT AXIS GRAY METALLIC	-	-	1		
5	50175-KZZ-900	STAY, STOP SWITCH .....	1	1	1		
6	50200-KZZ-900ZB	BODY COMP., RR. FRAME *NH146M*	1	1	-		
	50200-KZZ-900ZC	ACCURATE SILVER METALLIC *NH303M*	-	-	1		
		MAT AXIS GRAY METALLIC	-	-	1		
7	50351-KZZ-900	PLATE, R. ENGINE HANGER .....	1	1	1		
8	50355-KZZ-900	PLATE, SKID .....	1	1	-		
	50355-KZZ-A20	.....	-	-	1		
9	50361-KZZ-900	COLLAR, ENGINE HANGER .....	3	3	3		
10	50615-KZZ-900	GUARD, HEEL .....	1	1	-		
	50615-KZZ-A20	.....	-	-	1		
11	50710-KCZ-J71	HOLDER ASSY., HELMET .....	1	1	1		
12	64341-KWW-A00	RUBBER, CUSHION .....	2	-	-	----- U	
13	90102-KZZ-900	BOLT, FLANGE, 10X150 .....	1	1	1		
14	90104-HP6-A00	BOLT, FLANGE, 10X140 .....	2	2	2		
15	90105-KGA-B00	BOLT, ONE-WAY, 6X10 .....	2	2	2		
16	90111-KZZ-900	BOLT, FLANGE, 6MM .....	2	-	-	----- U	

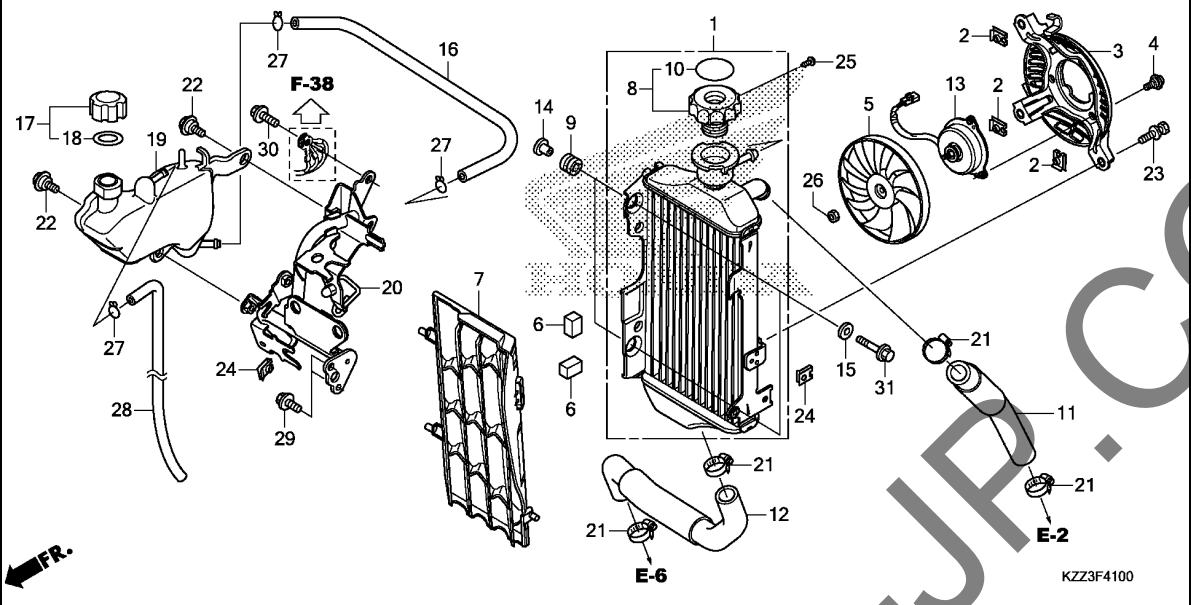


Ref. No.	Part No.	Description	Reqd. QTY			Serial No.	Parts catalogue code
			CRF 250L D	CRF 250L E	CRF 250M E		
17	90127-KR3-000	BOLT, FLANGE, 10X130	1	1	1		
18	90133-KPP-T00	SCREW, PAN, 6X14	2	2	2		
19	90201-KPR-901	NUT, CLIP, 6MM	4	4	4		
20	90651-MA6-720	BAND, WIRE HARNESS	1	1	1		
21	94021-06000-0S	NUT, CAP, 6MM	2	-	-	-----	U
22	94050-08000	NUT, FLANGE, 8MM	2	2	2		
23	94050-10000	NUT, FLANGE, 10MM	4	4	4		
24	94101-10800	WASHER, PLAIN, 10MM	2	2	2		
25	95701-06012-00	BOLT, FLANGE, 6X12	2	2	2		
26	95701-08016-00	BOLT, FLANGE, 8X16	2	2	2		
27	95701-08018-00	BOLT, FLANGE, 8X18	2	2	2		
28	96001-06010-00	BOLT, FLANGE, 6X10	2	-	-	-----	U
29	96300-06010-08	BOLT, FLANGE, 6X10	2	2	2		
30	96300-08020-00	BOLT, FLANGE, 8X20	2	2	2		

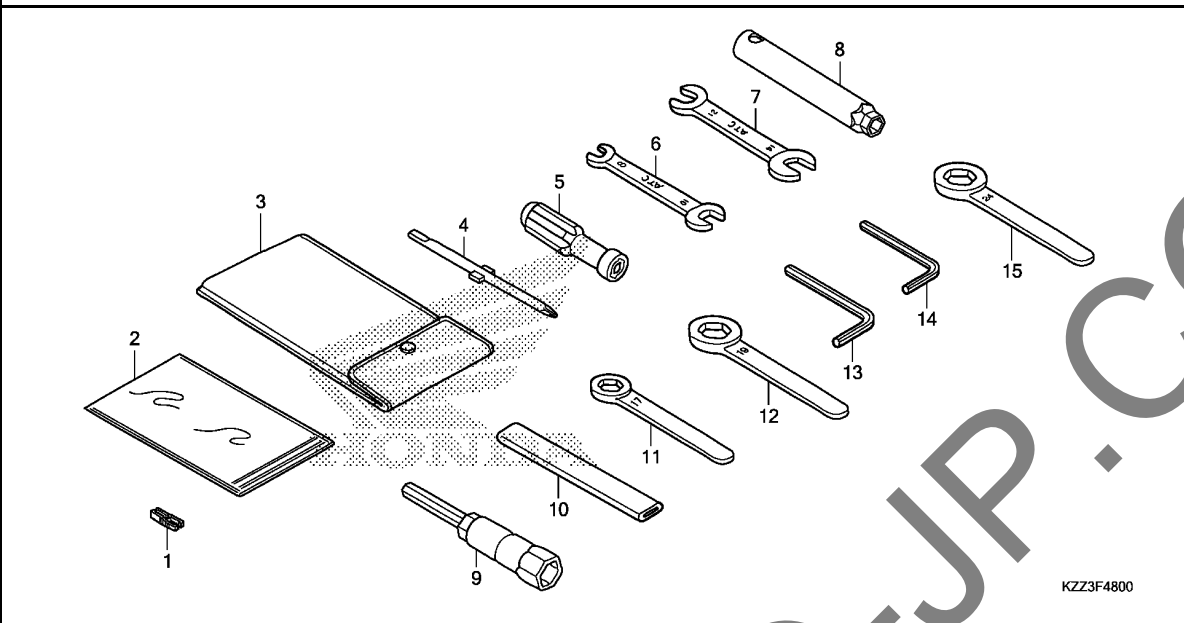


Ref. No.	L.O.N.	(Relative ref. Number) Description	F.R.T.
1	1151C3	RADIATOR .....	0.3
3	115125	SHROUD, RADIATOR .....	0.2
5	1151A6	FAN, COOLING .....	0.2
7	1151B1	GRILLE, RADIATOR .....	0.1
8	1151B8	CAP, RADIATOR .....	0.1
11	115103	HOSE, RADIATOR :UPPER .....	0.3
12	115104	HOSE, RADIATOR :LOWER .....	0.3
13	1151A7	MOTOR, FAN .....	0.3
16	1151E5	TUBE, RADIATOR RESERVE TANK ..	0.2
19	115110	TANK, RADIATOR RESERVE .....	0.3
20	4101CR	STAY, RADIATOR RESERVE TANK ..	0.5

Ref. No.	Part No.	Description	Reqd. QTY			Serial No.	Parts catalogue code
			CRF 250L D	CRF 250L E	CRF 250M E		
1	19010-KZZ-931	RADIATOR COMP.(T.RAD) .....	1	-	1	----- 2ED,3E,E,ED,F,PH,U	
	19010-KZZ-941	.....	1	-	-	----- 2BR,BR,LA	
	19010-KZZ-A61	RADIATOR COMP. ....	-	1	-		
2	19014-KEA-003	NUT, SETTING(6MM) .....	3	3	3		
3	19015-KZZ-901	SHROUD COMP. ....	1	1	1		
4	19016-KEA-003	SCREW, PAN, 4X8.5 .....	3	3	3		
5	19020-KVZ-631	FAN COMP., COOLING .....	1	1	1		
6	19022-KZZ-900	RUBBER, RADIATOR .....	2	2	2		
7	19034-KZZ-900	GRILLE, RADIATOR .....	1	1	1		
8	19045-KPC-871	CAP COMP., RADIATOR .....	1	-	1	----- 2ED,3E,E,ED,F,PH,U	
	19045-KYJ-641	.....	1	-	-	----- 2BR,BR,LA	
	19045-KZZ-A61	.....	-	1	-		
9	19051-KRN-000	RUBBER, RADIATOR MOUNTING ..	2	2	2		
10	19055-KPC-871	SEAL, RADIATOR CAP(PICTOGRAPH)	1	-	1	----- 2ED,3E,E,ED,F,PH,U	
	19055-MV9-891	SEAL, RADIATOR CAP .....	1	-	-	----- 2BR,BR,LA	
	19055-MBR-870	SEAL, RADIATOR CAP(KOREAN) ..	-	1	-		
11	19062-KZZ-900	HOSE, RADIATOR UPPER .....	1	1	1		
12	19067-KZZ-900	HOSE, RADIATOR LOWER .....	1	1	1		
13	19080-KZZ-901	MOTOR ASSY., FAN(T.RAD) .....	1	1	1		
14	19091-KZZ-900	COLLAR, RADIATOR MOUNTING ...	2	2	2		
15	19092-KZZ-900	WASHER, RADIATOR MOUNTING ...	2	2	2		
16	19101-KZZ-900	TUBE, RESERVE TANK .....	1	1	1		
17	19105-KZZ-900	CAP ASSY., RESERVE TANK .....	1	1	1		
18	19107-MG8-000	PACKING, RESERVE TANK .....	1	1	1		
19	19110-KZZ-900	TANK, RADIATOR RESERVE .....	1	1	1		
20	19150-KZZ-900	STAY, RESERVE TANK .....	1	1	1		



Ref. No.	Part No.	Description	Reqd. QTY			Serial No.	Parts catalogue code
			CRF 250L D	CRF 250L E	CRF 250M E		
21	19517-ML7-691	CLAMP, HOSE, 22-29MM	4	4	4		
22	90110-KZZ-900	BOLT, FLANGE, 6MM	2	2	2		
23	90120-KCR-003	BOLT-WASHER, 6X16	3	3	3		
24	90201-KPR-901	NUT, CLIP, 6MM	2	2	2		
25	93901-22020	SCREW, TAPPING, 3X6	1	1	1		
26	94001-03000-0S	NUT, HEX., 3MM	1	1	1		
27	95002-02100	CLIP, TUBE(B10)	3	3	3		
28	95005-55890-20	TUBE(5.3X890)	1	1	1		
29	95701-06010-00	BOLT, FLANGE, 6X10	2	2	2		
30	95701-06014-00	BOLT, FLANGE, 6X14	1	1	1		
31	96001-06028-00	BOLT, FLANGE, 6X28	2	2	2		

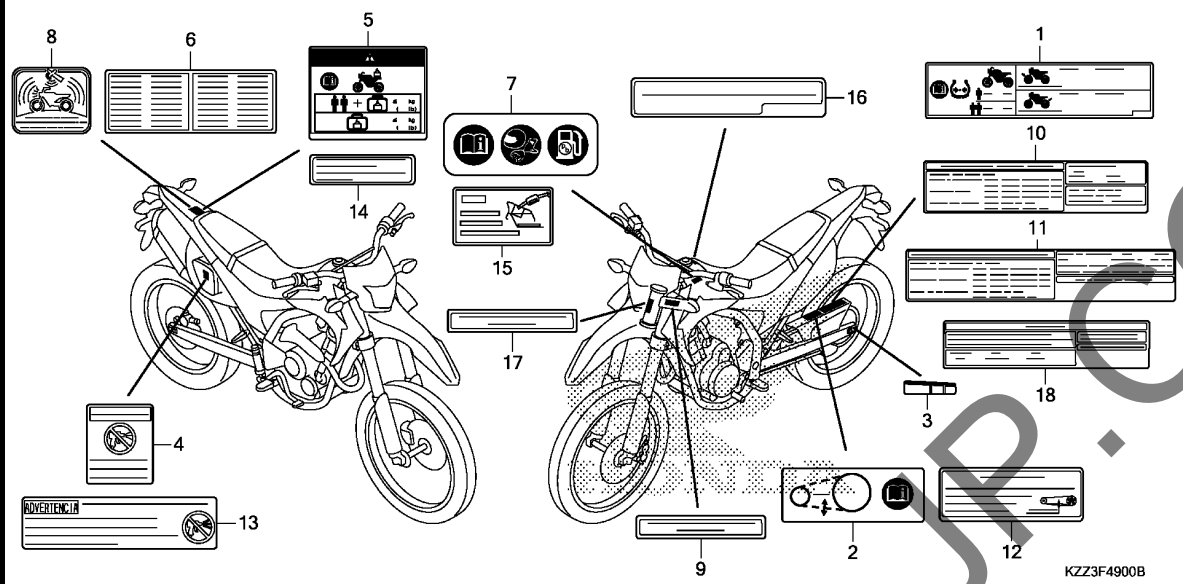


Ref. L.O.N. (Relative ref. Number) F.R.T.  
No. Description

NO INFORMATION .....

KZZ3F4800

Ref. No.	Part No.	Description	Reqd. QTY			Serial No.	Parts catalogue code
			CRF 250L D	CRF 250L E	CRF 250M E		
1	38235-S04-003	PULLER, MINI FUSE(SUMITOMO) -	1	1	1		
2	77250-KZZ-900	BAG, OWNERS MANUAL .....	1	1	1		
3	89101-MC7-000	BAG, TOOL .....	1	1	1		
4	89102-538-000	DRIVER, SCREW(NO.2 + -) .....	1	1	1		
5	89103-538-000	GRIP .....	1	1	1		
6	89211-KWW-601	SPANNER, 8X10(ATC) .....	1	1	1		
7	89213-KWW-601	SPANNER, 12X14(ATC) .....	1	1	1		
8	89215-KZZ-900	WRENCH, BOX .....	1	1	1		
9	89216-KYJ-900	WRENCH, PLUG(16.5) .....	1	1	1		
10	89217-KGH-900	HANDLE, EYE WRENCH .....	1	1	1		
11	89218-MF5-000	WRENCH, EYE, 17MM .....	1	1	1		
12	89219-KWW-601	WRENCH, EYE, 19MM .....	1	1	1		
13	89221-371-000	WRENCH, HEX, 6MM .....	1	1	1		
14	89221-429-000	WRENCH, HEX, 5MM .....	1	1	1		
15	99006-24000	WRENCH, EYE, 24MM .....	1	1	1		

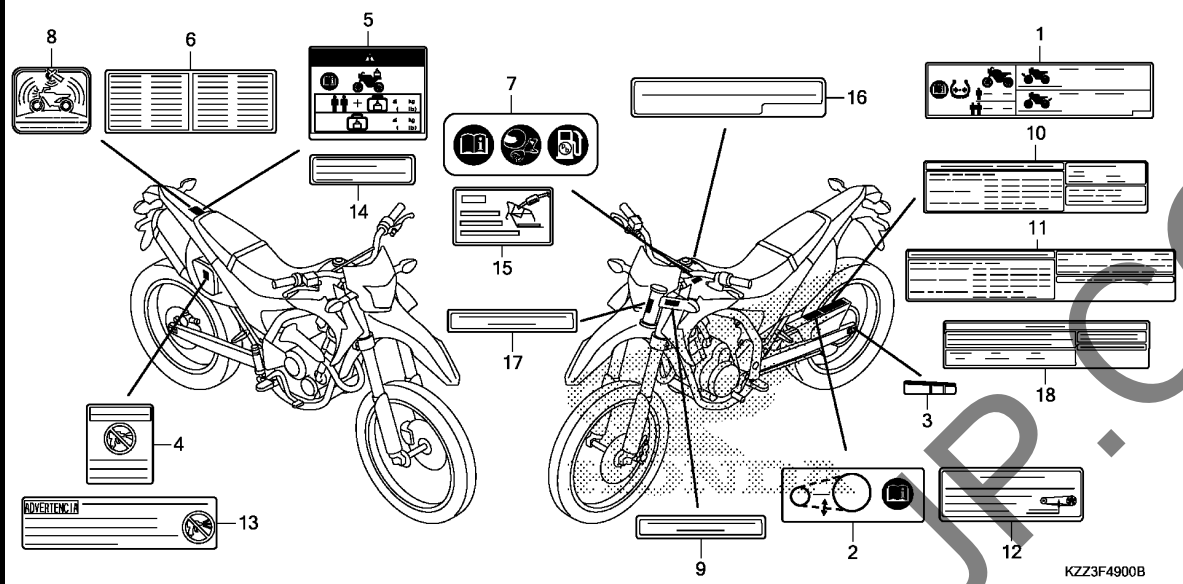


Ref. No. L.O.N. (Relative ref. Number) Description F.R.T.

NO INFORMATION .....

KZZ3F4900B

Ref. No.	Part No.	Description	Reqd. QTY			Serial No.	Parts catalogue code
			CRF 250L D	CRF 250L E	CRF 250M E		
1	87505-KZZ-930	LABEL, TIRE .....	1	-	-	-----	E,ED,F,PH,U
	87505-KZZ-A40	LABEL, TIRE (PICTOGRAPH) .....	1	-	1	-----	
2	87507-KSJ-E30	LABEL, DRIVE CHAIN (PICTOGRAPH) .....	1	-	1	-----	E,ED,F,PH,U
	87507-MFL-D20	.....	1	-	1	-----	
3	87508-KZZ-900	LABEL, CHAIN ADJUSTER .....	1	1	1	-----	
4	87509-KWS-840	LABEL, AIR CLEANER ELEMENT .....	1	-	-	-----	LA
	87509-KWP-900	NOTICE (SPANISH) .....	1	-	-	-----	LA
		NOTICE .....	1	-	-	-----	PH
5	87512-KZZ-930	LABEL, ACCESSORIES & LOADING (PICTOGRAPH) .....	1	-	1	-----	2ED,3E,E,ED,F,U
6	87560-MZ1-620	LABEL, FRENCH TRANSLATION .....	1	-	-	-----	F
		.....	-	-	1	-----	2ED,ED
7	87586-MGN-D00	LABEL, FUEL & DRIVE (PICTOGRAPH) .....	1	-	1	-----	2ED,3E,E,ED,F,PH,U
8	87100-KVS-A00	MARK, GPS .....	1	-	-	-----	2BR
9	87125-GB0-900	PLATE, NAME .....	1	-	-	-----	2BR,BR
10	87505-KZZ-940	LABEL, TIRE .....	1	-	-	-----	2BR,BR
11	87505-KZZ-950	LABEL, TIRE .....	1	-	-	-----	LA
12	87507-MAT-B40	LABEL, DRIVE CHAIN (PORTUGUESE) .....	1	-	-	-----	2BR,BR
	87507-KTL-C40	MARK, DRIVE CHAIN CAUTION (SPANISH) .....	1	-	-	-----	LA
	87507-KFK-750	LABEL, DRIVE CHAIN (KOREAN) ..	-	1	-	-----	
13	87509-KWG-B00	LABEL, AIR CLEANER ELEMENT .....	1	-	-	-----	2BR,BR
		NOTICE (PORTUGUESE) .....	1	-	-	-----	2BR,BR
14	87560-KCH-630	LABEL, DRIVE (PORTUGUESE) .....	1	-	-	-----	2BR,BR
	87560-MAK-690	LABEL, DRIVE (SPANISH) .....	1	-	-	-----	LA



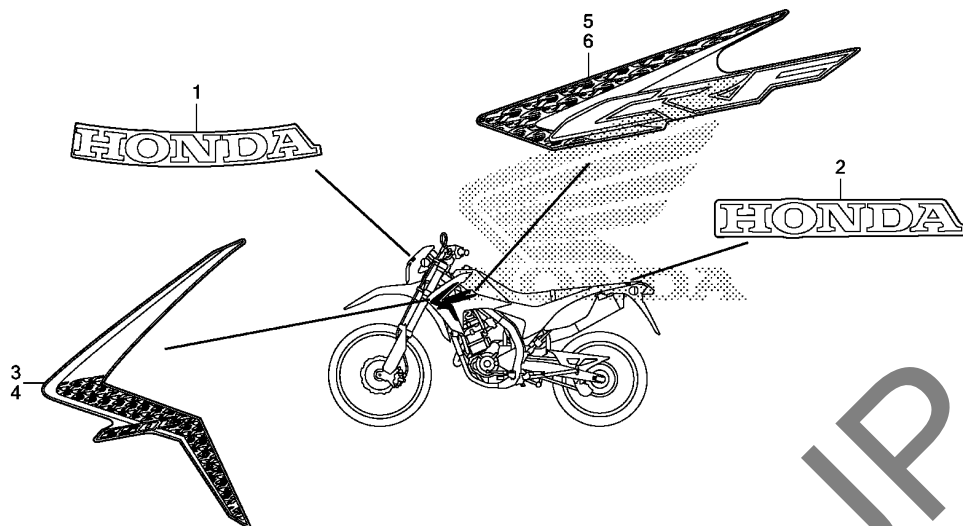
KZZ3F4900B

Ref. No.	Part No.	Description	Reqd. QTY			Serial No.	Parts catalogue code
			CRF 250L D	CRF 250L E	CRF 250M E		
14)	87560-MBR-871	LABEL, DRIVE CAUTION(KOREAN)	-	1	-		
15	87562-GFP-900	MARK, REFUEL CAUTION (PORTUGUESE)	1	-	-	----- 2BR, BR	
16	87586-MEE-M00	LABEL, FUEL CAUTION .....	1	-	-	----- LA	
17	87125-GB0-900	PLATE, NAME .....	-	1	-		
18	87505-KZZ-A60	LABEL, TIRE (KOREAN) .....	-	1	-		

F-50

MARK/STRIPE(CRF250L)

12



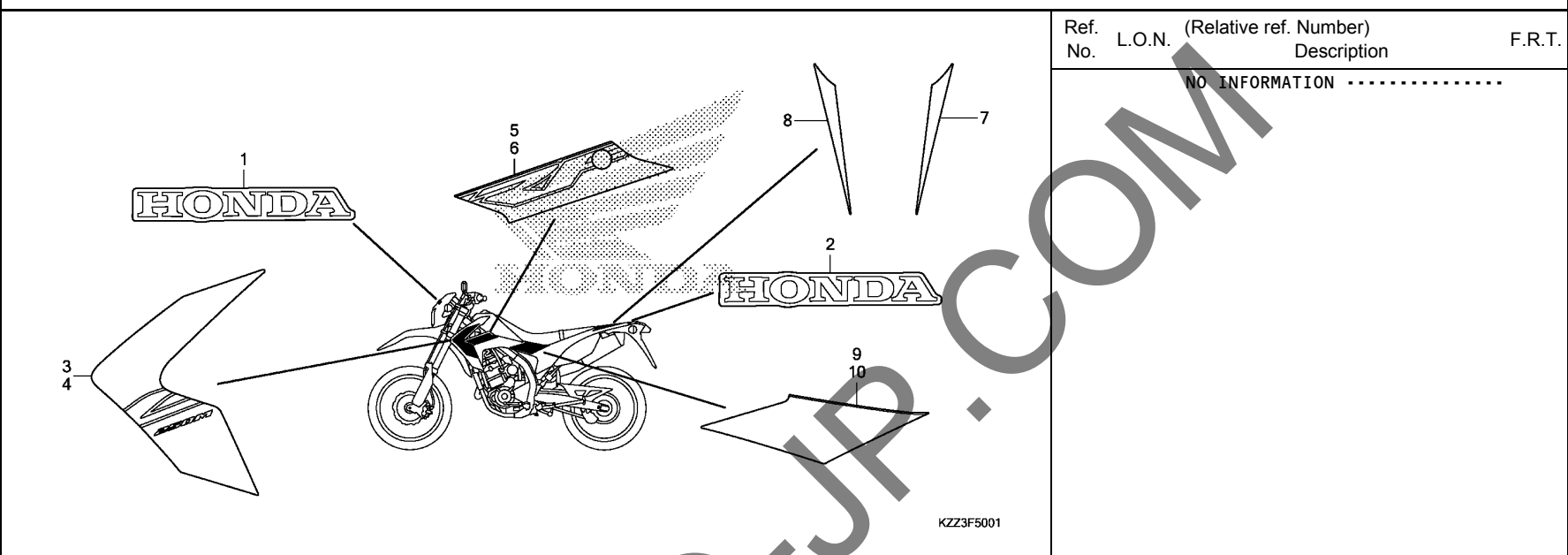
KZZ3F5000

Ref. No.	L.O.N.	(Relative ref. Number)	Description	F.R.T.
----------	--------	------------------------	-------------	--------

NO INFORMATION .....

3

Ref. No.	Part No.	Description	Reqd. QTY			Serial No.	Parts catalogue code
			CRF 250L D	CRF 250L E	CRF 250M E		
1	86101-KZZ-900ZC	MARK, HONDA (70MM) *TYPE1*..... (FR.)	1	1	-		
2	86102-KZZ-900ZC	MARK, HONDA (70MM) *TYPE1*..... (RR.)	1	1	-		
3	86191-KZZ-900ZD	STRIPE, R. FR. SHROUD *TYPE1*.....	1	1	-		
4	86192-KZZ-900ZD	STRIPE, L. FR. SHROUD *TYPE1*.....	1	1	-		
5	86193-KZZ-900ZD	STRIPE, R. RR. SHROUD *TYPE1*.....	1	1	-		
6	86194-KZZ-900ZD	STRIPE, L. RR. SHROUD *TYPE1*.....	1	1	-		



Ref. No.	L.O.N.	(Relative ref. Number) Description	F.R.T.
----------	--------	------------------------------------	--------

NO INFORMATION .....

Ref. No.	Part No.	Description	Reqd. QTY			Serial No.	Parts catalogue code
			CRF 250L D	CRF 250L E	CRF 250M E		
1	86101-KZZ-A20ZA	MARK, HONDA (70MM) *TYPE1*..... (FR.)	-	-	1		
2	86102-KZZ-A20ZA	MARK, HONDA (70MM) *TYPE1*..... (RR.)	-	-	1		
3	86191-KZZ-A20ZA	STRIPE, R. FR. SHROUD *TYPE2*.....	-	-	1	-----	2ED,3E
	86191-KZZ-A20ZB	*TYPE1*.....	-	-	1	-----	E,ED
4	86192-KZZ-A20ZA	STRIPE, L. FR. SHROUD *TYPE2*.....	-	-	1	-----	2ED,3E
	86192-KZZ-A20ZB	*TYPE1*.....	-	-	1	-----	E,ED
5	86193-KZZ-A20ZA	STRIPE, R. RR. SHROUD *TYPE2*.....	-	-	1	-----	2ED,3E
	86193-KZZ-A20ZB	*TYPE1*.....	-	-	1	-----	E,ED
6	86194-KZZ-A20ZA	STRIPE, L. RR. SHROUD *TYPE2*.....	-	-	1	-----	2ED,3E
	86194-KZZ-A20ZB	*TYPE1*.....	-	-	1	-----	E,ED
7	86801-KZZ-A20ZA	STRIPE, R. RR. FENDER *TYPE2*.....	-	-	1	-----	2ED,3E
	86801-KZZ-A20ZB	*TYPE1*.....	-	-	1	-----	E,ED
8	86802-KZZ-A20ZA	STRIPE, L. RR. FENDER *TYPE2*.....	-	-	1	-----	2ED,3E
	86802-KZZ-A20ZB	*TYPE1*.....	-	-	1	-----	E,ED
9	86831-KZZ-A20ZA	STRIPE, R. SIDE COVER *TYPE1*.....	-	-	1	-----	E,ED
10	86832-KZZ-A20ZA	STRIPE, L. SIDE COVER *TYPE1*.....	-	-	1	-----	E,ED



# PART NO. INDEX

J 1

Part Number	Address	Page	Ref.	Part Number	Address	Page	Ref.	Part Number	Address	Page	Ref.	Part Number	Address	Page	Ref.
06000				14210-KYJ-900	D4	33	3	14941-KT7-013	D5	34	14	16433-HN8-A61	E7	52	11
06406-KZZ-900	G15	83	1	14311-KYJ-900	E2	47	7	14942-KT7-013	D5	34	14	16435-HN8-A61	E7	52	12
06406-KZZ-A40	G15	83	1	14401-KYJ-901	D7	36	1	14943-KT7-013	D5	34	14	16450-MFE-641	E7	52	13
06420-KZZ-900	G1	69	1	14430-KYJ-900	D4	33	4	14944-KT7-013	D6	35	14	16472-MCW-000	E7	52	14
06420-KZZ-A20	G2	70	1	14440-KYJ-900	D4	33	5	14945-KT7-013	D6	35	14	16473-P7A-004	E7	52	15
06431-MA3-405	F11	63	1	14451-KYJ-900	D4	33	6	14946-KT7-013	D6	35	14	16700-KZZ-901	G3	71	1
	F16	68	1	14510-KYJ-900	D7	36	2	14947-KT7-013	D6	35	14	16719-MEW-920	E7	52	16
06435-KZZ-901	F16	68	2	14517-KYJ-900	D7	36	3	14948-KT7-013	D6	35	14				
06440-KZZ-900	F12	64	1	14520-KZZ-901	D7	36	4	14949-KT7-013	D6	35	14	17000			
06440-KZZ-A20	F13	65	1	14546-KYJ-900	D7	36	5	14950-KT7-013	D6	35	14	17210-KZZ-900	G7	75	1
06451-KZZ-901	F11	63	2	14560-KGH-900	D7	36	6	14951-KT7-013	D6	35	14	17218-KZZ-900	H3	87	1
				14611-KYJ-900	D7	36	7	14952-KT7-013	D6	35	14	17220-KZZ-900	G7	75	2
				14711-KYJ-900	D4	33	7	14953-KT7-013	D6	35	14	17234-KCW-871	G7	75	3
11000				14721-KYJ-900	D4	33	8	14954-KT7-013	D6	35	14	17241-KZZ-900	G7	75	4
11100-KZZ-900	E1	46	1	14751-KYJ-900	D4	33	9	14955-KT7-013	D6	35	14	17251-KZZ-900	G7	75	5
11107-KYJ-900	E1	46	2	14761-KYJ-900	D4	33	10	14956-KT7-013	D6	35	14	17255-MCG-000	G7	75	6
11200-KZZ-900	E1	46	3	14771-MFL-000	D4	33	11	14957-KT7-013	D6	35	14	17260-KZZ-900	G7	75	7
11300-KZZ-900	D9	38	1	14775-KYJ-900	D4	33	12	14958-KT7-013	D6	35	14	17261-KVB-T00	G7	75	8
11341-KZZ-900	D13	42	1	14781-MLO-720	D4	33	13	14959-KT7-013	D6	35	14	17262-KZZ-900	G7	75	9
11360-KZZ-900	D13	42	2	14901-KT7-013	D4	33	14	14960-KT7-013	D6	35	14	17265-KZZ-900	G7	75	10
11394-KYJ-900	D9	38	2	14902-KT7-013	D4	33	14	14961-KT7-013	D6	35	14	17270-KZZ-900	F14	66	1
11395-KYJ-900	D13	42	3	14903-KT7-013	D4	33	14	14962-KT7-013	D6	35	14	17311-KZZ-900	G7	75	11
				14904-KT7-013	D4	33	14	14963-KT7-013	D6	35	14	17316-611-000	G7	75	12
				14905-KT7-013	D4	33	14	14964-KT7-013	D6	35	14				
12000				14906-KT7-013	D4	33	14	14965-KT7-013	D6	35	14	17371-174-670	G7	75	13
12010-KZZ-921	D2	31	1	14907-KT7-013	D4	33	14	14966-KT7-013	D6	35	14	17500-KZZ-900ZB	G3	71	2
12100-KZZ-900	D8	37	1	14908-KT7-013	D4	33	14	14967-KT7-013	D6	35	14	17500-KZZ-900ZC	G3	71	2
12191-KYJ-900	D8	37	2	14909-KT7-013	D4	33	14	14968-KT7-013	D6	35	14	17506-KZZ-900	G3	71	3
12204-KYJ-305	D2	31	2	14910-KT7-013	D4	33	14	14969-KT7-013	D6	35	14	17507-KZZ-900	G3	71	4
12205-KYJ-305	D2	31	3	14911-KT7-013	D4	33	14	15000				17510-KZZ-900	G3	71	5
12207-KYJ-900	D2	31	4	14912-KT7-013	D4	33	14					17517-KZZ-900	G3	71	6
12209-MLO-722	D4	33	1	14913-KT7-013	D4	33	14	15100-KYJ-900	D16	45	1	17521-KY1-300	G3	71	7
12251-KYJ-901	D2	31	5	14914-KT7-013	D4	33	14	15119-KYJ-901	D16	45	2	17526-KZZ-901	E7	52	17
12300-KZZ-900	D1	30	1	14915-KT7-013	D5	34	14	15130-KYJ-900	D16	45	3	17528-KCZ-930	G3	71	8
12341-MAT-750	D1	30	2	14916-KT7-013	D5	34	14	15130-KYJ-900	D16	45	3	17534-MFJ-D00	G3	71	9
12391-KYJ-901	D1	30	3	14917-KT7-013	D5	34	14	15220-KYJ-900	D16	45	4	17538-KZZ-900	G3	71	10
				14918-KT7-013	D5	34	14	15326-KT7-000	D9	38	3	17544-KZZ-900	G3	71	11
				14919-KT7-013	D5	34	14	15410-KYJ-901	D9	38	4	17574-MGS-D30	G3	71	12
13000				14920-KT7-013	D5	34	14	15411-KZZ-900	D9	38	5	17620-MEG-003	G3	71	13
13000-KYJ-902	E2	47	1	14921-KT7-013	D5	34	14	15412-KYJ-901	D9	38	6	17711-MGE-003	E7	52	18
13010-KYJ-305	E2	47	2	14922-KT7-013	D5	34	14	15413-MC8-000	D9	38	7	17724-102-700	G7	75	14
13101-KYJ-900	E2	47	3	14923-KT7-013	D5	34	14	15414-KF0-000	D9	38	8				
13111-MEL-000	E2	47	4	14924-KT7-013	D5	34	14	15421-KYJ-900	E1	46	5	17850-KZZ-900	G3	71	14
13112-KYJ-900	E2	47	5	14925-KT7-013	D5	34	14	15611-KA4-710	D9	38	9	17910-KZZ-900	F3	55	1
13312-KYJ-901	E1	46	4	14926-KT7-013	D5	34	14	16000				17920-KZZ-900	F3	55	2
13313-KYJ-901	E1	46	4	14927-KT7-013	D5	34	14	16060-KYJ-901	E7	52	1	18000			
13314-KYJ-901	E1	46	4	14928-KT7-013	D5	34	14	16080-KPH-701	E7	52	2	18291-MEB-670	G10	78	1
13315-KYJ-305	E1	46	4	14929-KT7-013	D5	34	14	16081-KYJ-901	E7	52	3	18293-KZZ-900	G10	78	2
13316-KYJ-305	E1	46	4	14930-KT7-013	D5	34	14	16082-KYJ-901	E7	52	4	18293-MNO-000	G10	78	3
13317-KYJ-305	E1	46	4	14931-KT7-013	D5	34	14	16169-MFR-671	E7	52	5	18306-KZZ-900	G10	78	4
13318-KYJ-305	E1	46	4	14932-KT7-013	D5	34	14	16196-HP6-A01	E7	52	6	18310-KZZ-900	G10	78	5
13410-KYJ-901	E3	48	1	14933-KT7-013	D5	34	14	16211-KZZ-900	D2	31	6	18320-KZZ-900	G10	78	6
13417-KYJ-900	E2	47	6	14934-KT7-013	D5	34	14	16217-KYJ-900	D2	31	7	18325-KZZ-900	G10	78	7
13421-KYJ-900	E3	48	2	14935-KT7-013	D5	34	14	16400-KZZ-901	E7	52	7	18327-KZZ-900	G10	78	8
				14936-KT7-013	D5	34	14	16410-KYZ-901	E7	52	8	18355-KZZ-900	G10	78	9
14000				14937-KT7-013	D5	34	14	16430-KYJ-901	E7	52	9	18360-KZZ-900ZB	G10	78	10
14110-KYJ-900	D4	33	2	14938-KT7-013	D5	34	14	16432-MFE-641	E7	52	10				
				14939-KT7-013	D5	34	14								
				14940-KT7-013	D5	34	14								

4

# PART NO. INDEX

Part Number	Address	Page	Ref.	Part Number	Address	Page	Ref.	Part Number	Address	Page	Ref.	Part Number	Address	Page	Ref.					
19226-KYJ-901	D9	38	14	24430-KGH-901	E6	51	7	32414-GAG-000	H7	91	6	36538-KPP-T00	D2	31	13					
19241-KYJ-900	D9	38	15	24435-KYJ-900	E6	51	8	32601-KZZ-900	H7	91	7	37000	42301-KZZ-900	G1	69	4				
19300-KGF-911	D2	31	8	24610-KYJ-900	E6	51	9	32606-GEV-761	H8	92	7		G2	70	4					
19321-KZZ-900	D2	31	9	24651-KRM-840	E6	51	10	32606-MEL-D01	H8	92	7		G1	69	5					
19516-ML7-691	G10	78	17	24652-KRM-840	E6	51	11	33000	37100-KZZ-872	F2	54	1	G2	70	5					
19517-ML7-691	H14	98	21	24710-KZZ-900	G12	80	1		37100-KZZ-902	F2	54	1	G1	69	6					
22000				24781-KR3-770	G12	80	2	33110-KZZ-931	F1	53	1	37100-KZZ-A22	F2	54	1	42620-KZZ-900	G1	69	6	
				28000				33112-KWR-003	F1	53	2	37100-KZZ-A72	F2	54	1	G2	70	6		
22100-KZZ-901	D11	40	1	28110-KYJ-900	D12	41	1	33116-KPP-T01	F1	53	3	37215-KZZ-900	F2	54	2	42635-KZZ-900	G1	69	7	
22116-KYJ-900	D11	40	2		28125-KYJ-901	D12	41	2	33150-KZZ-931	F1	53	4	37222-MCS-G00	G6	74	1	G2	70	7	
22121-KZZ-901	D11	40	3	28130-KYJ-900	D12	41	3	33400-KZZ-901	H4	88	1	37244-MM4-000	H8	92	10	42650-KZZ-900	G1	69	8	
22125-KZZ-901	D11	40	4	28132-MK5-000	D12	41	4	33402-MGS-D31	H4	88	2	37700-KZZ-901	E1	46	7	42650-KZZ-A21	G2	70	8	
22201-KYJ-902	D11	40	5	30000				33404-MGS-J31	H4	88	3	37870-KRJ-901	D2	31	14	42650-KZZ-C01	G2	70	8	
22202-KZZ-901	D11	40	6					33454-MGS-J31	H4	88	5	33450-KZZ-901	H4	88	4	42701-KZZ-901	G1	69	9	42701-KZZ-A22
22321-KYJ-902	D11	40	7	30510-KZZ-901	H8	92	1	33600-KZZ-901	H4	88	6	42701-KZZ-C02	G2	70	9	42711-KZZ-901	G1	69	10	
22322-KZZ-901	D11	40	8	30520-GFM-900	H8	92	2	33650-KZZ-901	H4	88	7	38110-KYJ-901	H8	92	11	42711-KZZ-A21	G2	70	10	
22350-KYJ-902	D11	40	9	30700-KZZ-901	H8	92	3	33703-KZZ-901	H5	89	1	38200-KZZ-B10	H9	93	33	42712-KT1-671	G1	69	11	
22401-KYJ-902	D11	40	10	31000				33704-KZZ-901	H5	89	2	38235-S04-003	H15	99	1	42712-KZZ-A21	G2	70	11	
22402-KZZ-902	D11	40	11					31110-KYJ-901	D14	43	1	33704-KZZ-B11	H5	89	2	38301-KYJ-641	H8	92	12	42713-KZZ-901
22810-KZZ-900	D9	38	16	31120-KZZ-901	D14	43	2	33741-KPL-902	H5	89	3	38306-GE7-000	H8	92	13	42713-KZZ-A21	G2	70	12	
22815-KM7-700	D9	38	17	31200-KZZ-901	D15	44	1	33741-KTG-U01	H5	89	4	38501-KSS-B31	H9	93	34	42717-329-000	F12	64	2	
22821-KZZ-900	D9	38	18	31201-MEW-921	D15	44	2	34000	38502-KTT-901	H9	93	35	G1	69	13					
22847-KZZ-900	D11	40	12	31202-MEW-921	D15	44	3		38506-KZZ-900	H8	92	15	43000	38581-671-003	G3	71	15			
22870-KZZ-900	F3	55	3	31203-MEW-921	D15	44	4	34901-KWR-003	F1	53	5	38770-KZZ-932		H8	92	16	43107-MBG-006	F11	63	3
23000				31204-MEW-921	D15	44	5	34905-MGS-J31	H4	88	8	38770-KZZ-942	H8	92	16	43108-KSP-B51	F16	68	9	
				31205-HP5-601	D15	44	6	34906-KRM-851	H5	89	5	38770-KZZ-A42	H8	92	16	43112-KZZ-901	F16	68	3	
23121-KYJ-900	E2	47	8	31206-MEW-921	D15	44	7	34906-MGZ-J01	H5	89	5	38770-KZZ-A62	H8	92	16	43150-KZZ-901	F16	68	4	
23211-KZZ-900	E4	49	1	31207-HP5-601	D15	44	8	34908-SB6-003	F1	53	6	38771-KZZ-900	H8	92	17	43150-KZZ-902	F16	68	4	
23212-KYJ-900	E4	49	2	31208-MEW-921	D15	44	9	35000	38910-KZZ-B10	H10	94	2	38912-KZZ-B10	H10	94	3	43190-KZZ-901	F16	68	5
23221-KZZ-900	E4	49	3	31209-MEW-921	D15	44	10		35010-KZZ-900	F6	58	1	38912-MGS-730	H10	94	4	43215-KGH-901	F16	68	6
23411-KZZ-900	E4	49	4	31210-MEW-921	D15	44	11	35010-KZZ-930	F6	58	1	38913-MGS-730	H10	94	5	43310-KZZ-901	F14	66	2	
23412-KYJ-900	E4	49	5	31500-KPF-895	H7	91	1	35100-KZZ-901	F6	58	2	38917-KVS-A01	H10	94	6	43351-KZZ-901	G1	69	14	
23421-KZZ-900	E4	49	6	31500-KVS-A01	H10	94	1	35100-KZZ-931	F6	58	2	38918-KZZ-B10	H10	94	7	G2	70	13		
23432-KYJ-900	E4	49	7	31500-KYJ-981	H7	91	1	35101-KZZ-901	F6	58	3	38920-KZZ-940	H10	94	8	43352-568-003	F11	63	4	
23441-KZZ-900	E4	49	8	31511-KCZ-931	H7	91	1	35121-MAS-G01	F6	58	4	38930-KZZ-B10	H10	94	9	F16	68	7		
23451-KZZ-900	E4	49	10	31510-KCG-014	H7	91	1	35130-KZZ-901	F3	55	4	40000	43468-KFB-000	F14	66	3				
23452-KYJ-900	E4	49	11	31510-KZZ-900	H7	91	2	35160-KVS-751	H8	92	8		40510-KZZ-900	G15	83	2	43503-KS6-701	F14	66	4
23471-KZZ-900	E4	49	12	31511-KCZ-J60	G7	75	15	35161-KZZ-900	H8	92	9	40510-KZZ-A20	G15	83	2	43504-MB2-006	F14	66	5	
23472-KYJ-900	E4	49	13	31511-KE2-850	G7	75	16	35200-KZZ-931	F3	55	5	40515-KZZ-960	H11	95	2	43510-KZZ-901	F14	66	6	
23481-KZZ-900	E4	49	14	31511-KZZ-900	G7	75	17	35330-MK5-003	F3	55	6	40516-KZZ-960	H11	95	3	43511-KW7-881	F14	66	7	
23482-KYJ-900	E4	49	15	31600-KVK-901	H8	92	4	35340-MGS-D31	F5	57	1	40530-KZZ-901	G16	84	27	43512-KZZ-901	F14	66	8	
23491-KZZ-900	E4	49	16	31700-MM8-610	H9	93	31	35350-KZZ-901	G12	80	3	40540-KYJ-902	G15	83	3	43513-KTY-C01	F14	66	9	
23501-KZZ-900	E4	49	17	31730-MAS-601	H8	92	5	35357-KZZ-900	G12	80	4	40544-KZZ-900	G1	69	2	43514-KS6-701	F14	66	10	
23502-KYJ-900	E4	49	18	31916-MEH-003	D2	31	10	35451-KVZ-630	G9	77	5	40545-KYJ-902	G15	83	4	43516-MR5-000	G9	77	7	
23511-KZZ-900	E4	49	19	32000				35600-HAO-003	E1	46	6	41000	41201-KCV-680	G1	69	3				
23801-KYJ-940	E4	49	20					32100-KZZ-930	H8	92	6	35700-KZZ-901	G14	82	1	41201-MAG-650	G2	70	3	
23802-KYJ-900	E4	49	21	32100-KZZ-B10	H8	92	6	35850-MT4-000	H7	91	8	44000	43520-MJ6-315	F14	66	12				
24000				32111-KZZ-900	H11	95	1	35856-MT3-000	H7	91	9		43530-KZZ-901	F14	66	13				
				24211-KZZ-900	E6	51	1	32146-S84-003	H9	93	32	36000	43950-KZZ-900	G12	80	5				
24212-KZZ-900	E6	51	2	32401-KZZ-900	H7	91	3	36450-KVZ-631	G9	77	6	44301-KZZ-900	F12	64	3					
24213-KZZ-900	E6	51	3	32406-MFF-D00	H7	91	4	36532-KZZ-901	D2	31	11		F13	65	2					
24301-KYJ-900	E6	51	4	32410-KYJ-900	H7	91	5	36533-KZZ-900	D2	31	12									







# PART NO. INDEX

J 5

Part Number	Address	Page	Ref.	Part Number	Address	Page	Ref.	Part Number	Address	Page	Ref.	Part Number	Address	Page	Ref.
93913-142J0	G11	79	25												
93913-15420	H10	94	13	95701-06012-00	H14	98	29								
93913-15510	H3	87	11		H6	90	27								
93913-25380	F2	54	6		H12	96	25								
93913-25480	F1	53	13	95701-06012-08	G8	76	26								
				95701-06014-00	D7	36	12								
					E5	50	39								
94000					H14	98	30								
				95701-06018-00	E1	46	17								
94001-03000-0S	H14	98	26	95701-06020-00	G12	80	11								
94002-08000-0S	F4	56	28		H6	90	34								
	F15	67	25		H9	93	26								
94021-06000-0S	H12	96	21	95701-06025-00	D15	44	16								
94050-06000	F5	57	20	95701-06030-00	H9	93	27								
	H6	90	26	95701-06045-00	D16	45	8								
				95701-06120-00	D2	31	25								
	H9	93	24	95701-08014-00	H6	90	28								
94050-06070	F4	56	29		H9	93	28								
94050-06080	G3	71	17	95701-08016-00	H12	96	26								
94050-08000	G11	79	26	95701-08018-00	H12	96	27								
	H12	96	22	95701-08020-00	F2	54	8								
94050-10000	H4	88	9	95701-08035-02	G11	79	28								
	H12	96	23												
94101-08000	G13	81	10	96000											
94101-10800	H2	86	21												
	H12	96	24	96001-06010-00	H12	96	28								
94102-08000	H9	93	25	96001-06010-07	G14	82	9								
94102-10000	G13	81	11	96001-06018-00	G6	74	16								
94103-04000	G11	79	27	96001-06020-00	H6	90	29								
94103-05700	F2	54	7	96001-06020-07	F4	56	30								
	G16	84	26	96001-06022-07	F5	57	21								
94103-06000	H6	90	33	96001-06028-00	H14	98	31								
94109-12000	E1	46	14	96001-06065-00	G3	71	21								
94201-20120	F15	67	26	96100-60010-00	D11	40	19								
94201-20150	G13	81	12	96100-60013-00	D10	39	36								
94201-20180	G13	81	13	96100-63040-00	E5	50	40								
94301-08140	D2	31	22	96140-62020-10	F12	64	15								
94301-10160	D1	30	9	96140-62030-00	E5	50	41								
94301-12160	D2	31	24	96140-63030-10	G1	69	21								
	D8	37	3	96220-30085	E6	51	20								
	D10	39	34	96300-06010-08	H12	96	29								
	D16	45	7	96300-06014-00	F15	67	28								
	E1	46	15	96300-08020-00	H12	96	30								
94302-08140	D10	39	35	96300-08035-00	F6	58	20								
	D13	42	10	96300-08040-00	G11	79	29								
	E1	46	16	96600-06016-00	D14	43	5								
94510-14000	E6	51	19	96600-06035-00	D14	43	6								
94520-37000	E5	50	38	96600-08020-10	D14	43	7								
95000				98000											
95001-45300-40	G3	71	18	98200-33000	H7	91	13								
95001-45380-40	G3	71	19	98200-40500	H9	93	29								
95002-02080	G3	71	20	98200-41000	H9	93	30								
95002-02100	H14	98	27												
95003-19042-20	G7	75	24	99000											
95005-55890-20	H14	98	28												
95015-54000	F15	67	27	99006-24000	H15	99	15								
95018-56250	G8	76	25												
95701-06010-00	H7	91	12												

AMBO-JP.COM

4

# PART NAME INDEX

K 1

Part name	Address	Page	Ref.	Part name	Address	Page	Ref.	Part name	Address	Page	Ref.
[ A ]				BEARING, RADIAL BALL, 6202U ...	F12	64	15	BOLT, FLANGE, 6X18 .....	G6	74	16
ADJUSTER, CHAIN .....	G1	69	2	BEARING, RADIAL BALL, 6203U ...	F13	65	13	BOLT, FLANGE, 6X20 .....	F4	56	30
ANTENNA ASSY. ....	G2	70	2	BEARING, RADIAL BALL, 6204 ....	E5	50	41		G12	80	11
ARM COMP., EX. VALVE ROCKER ..	H10	94	7	BEARING, RADIAL BALL, 6303U ...	E3	48	6		G15	83	16
ARM COMP., IN. VALVE ROCKER ..	D4	33	5	BEARING, RADIAL BALL, 6304 ....	G1	69	21		H6	90	29
ARM SUB ASSY., CUSHION .....	D4	33	4	BEARING, RADIAL BALL, 6304 ....	E5	50	40				34
AXLE, FR. WHEEL .....	H1	85	5	BEARING, RADIAL BALL, 6905 ....	E6	51	16	BOLT, FLANGE, 6X22 .....	H9	93	26
AXLE, RR. WHEEL .....	F12	64	3	BODY ASSY., THROTTLE .....	E7	52	7		D2	31	15
	F13	65	2	BODY COMP., FRAME .....	H11	95	4		D7	36	9
	G1	69	4	BODY COMP., RR. FRAME .....	H11	95	6	BOLT, FLANGE, 6X25 .....	F5	57	21
	G2	70	4	BODY SET .....	E7	52	8		D9	38	20
[ B ]				BOLT-WASHER, 6X16 .....	H14	98	23		D13	42	4
BAG, OWNERS MANUAL .....	H15	99	2	BOLT-WASHER, 6X20 .....	F8	60	3	BOLT, FLANGE, 6X28 .....	D15	44	16
BAG, TOOL .....	H15	99	3	BOLT-WASHER, 6X25 .....	D7	36	10	BOLT, FLANGE, 6X28 .....	H14	98	31
BAND, AIR CLEANER CONNECTING TUBE	G8	76	25	BOLT-WASHER, 6X28 .....	G9	77	10	BOLT, FLANGE, 6X30 .....	D9	38	21
BAND, BATTERY .....	H7	91	2	BOLT B, ADAPTER, 10MM .....	F3	55	20		D13	42	5
BAND, INSULATOR .....	D2	31	7	BOLT COMP., FR. FORK .....	F9	61	15		H9	93	27
BAND, NYLON .....	H10	94	11	BOLT, 6X1.0 .....	D11	40	13	BOLT, FLANGE, 6X32 .....	D2	31	16
BAND, RESONATOR .....	G7	75	6	BOLT, BRAKE DISK, 6X17 .....	F14	66	18	BOLT, FLANGE, 6X39.5 .....	D2	31	17
BAND, R. EX. PIPE .....	G10	78	15	BOLT, DISK, 6X17 .....	F12	64	13	BOLT, FLANGE, 6X40 .....	E1	46	8
BAND, SUCTION HOSE .....	H9	93	21	BOLT, DISK, 8X22 .....	F13	65	12		G3	71	16
BAND, TOOL .....	G6	74	9	BOLT, DRAIN PLUG, 12MM .....	G1	69	15	BOLT, FLANGE, 6X45 .....	D16	45	8
BAND, WIRE .....	F6	58	17	BOLT, DRIVE SPROCKET FIXING ...	G2	70	14	BOLT, FLANGE, 6X60 .....	D9	38	22
	G9	77	9	BOLT, FLANGE, 10X103 .....	E1	46	11	BOLT, FLANGE, 6X65 .....	G3	71	21
	H9	93	20	BOLT, FLANGE, 10X127 .....	E4	49	22	BOLT, FLANGE, 6X70 .....	E1	46	9
BAND, WIRE HARNESS .....	H12	96	20	BOLT, FLANGE, 10X130 .....	H1	85	10	BOLT, FLANGE, 8X14 .....	H6	90	28
BAND, WIRE, 165MM .....	H9	93	19	BOLT, FLANGE, 10X140 .....	H1	85	9		H9	93	28
BAR, SIDE STAND .....	G14	82	2	BOLT, FLANGE, 10X150 .....	H12	96	17	BOLT, FLANGE, 8X16 .....	G10	78	20
BASE COMP., CONTACT .....	F6	58	3	BOLT, FLANGE, 10X150 .....	H11	95	14		H12	96	26
BASE COMP., TAILLIGHT .....	H5	89	1	BOLT, FLANGE, 10X150 .....	H11	95	13	BOLT, FLANGE, 8X18 .....	H12	96	27
BATTERY .....	H7	91	1	BOLT, FLANGE, 10X53 .....	H1	85	12	BOLT, FLANGE, 8X20 .....	F2	54	8
BATTERY ASSY. ....	H7	91	1	BOLT, FLANGE, 12X50 .....	D14	43	3		H12	96	30
	H10	94	1	BOLT, FLANGE, 12X88 .....	H1	85	11	BOLT, FLANGE, 8X32 .....	F11	63	15
BEARING A, CRANKSHAFT .....	E1	46	4	BOLT, FLANGE, 5X14 .....	D1	30	6	BOLT, FLANGE, 8X35 .....	F6	58	20
BEARING B, CRANKSHAFT .....	E1	46	4	BOLT, FLANGE, 5X20 .....	E7	52	2		G11	79	28
BEARING C, CRANKSHAFT .....	E1	46	4	BOLT, FLANGE, 6MM .....	F6	58	14	BOLT, FLANGE, 8X40 .....	F10	62	25
BEARING D, CRANKSHAFT .....	E1	46	4		F7	59	6		G11	79	29
BEARING E, CRANKSHAFT .....	E1	46	4	BOLT, FLANGE, 6X10 .....	F10	62	26	BOLT, FLANGE, 8X45 .....	F6	58	15
BEARING F, CRANKSHAFT .....	E1	46	4		G7	75	20		F7	59	7
BEARING G, CRANKSHAFT .....	E1	46	4	BOLT, FLANGE, 6X12 .....	G15	83	18	BOLT, HANDLE LEVER PIVOT .....	F3	55	21
BEARING, BALL RADIAL, 6303U ...	G2	70	19		H3	87	9		F5	57	14
BEARING, HEAD PIPE UPPER .....	F7	59	8	BOLT, FLANGE, 6X12 .....	H5	89	16	BOLT, HEAD COVER .....	D1	30	7
BEARING, NEEDLE .....	H2	86	16		H11	95	16	BOLT, HEX., 6X20 .....	E6	51	12
BEARING, NEEDLE, 12X16X10 .....	D10	39	27	BOLT, FLANGE, 6X12 .....	H14	98	22		H9	93	23
BEARING, NEEDLE, 14MM .....	E6	51	17		H14	98	29	BOLT, HEX., 8X47.5 .....	G16	84	19
BEARING, NEEDLE, 17X24X17 .....	H2	86	17	BOLT, FLANGE, 6X12 .....	G8	76	26	BOLT, HOOK, 8MM .....	H3	87	10
BEARING, NEEDLE, 17X27X13 .....	E5	50	35		H12	96	28	BOLT, MUFFLER PROTECTOR .....	G10	78	21
BEARING, NEEDLE, 20X26X20 .....	G16	84	24	BOLT, FLANGE, 6X12 .....	G8	76	26	BOLT, OIL, 10X22 .....	F5	57	15
	H2	86	18		H6	90	27		F14	66	20
BEARING, NEEDLE, 28X33X16.8 ..	D11	40	18	BOLT, FLANGE, 6X120 .....	D2	31	25	BOLT, ONE-WAY, 6X10 .....	H11	95	15
BEARING, NEEDLE, 29X34X24 .....	D12	41	5	BOLT, FLANGE, 6X14 .....	D7	36	12	BOLT, ONE-WAY, 8MM .....	F6	58	13
BEARING, RADIAL BALL .....	E5	50	36		H12	96	25	BOLT, PIN .....	F11	63	8
BEARING, RADIAL BALL, 6001 ...	D10	39	36	BOLT, FLANGE, 6X120 .....	D2	31	25	BOLT, PROTECTOR .....	F10	62	24
	D11	40	19		D7	36	12	BOLT, SEALING, 12MM .....	D2	31	4
BEARING, RADIAL BALL, 6001U ..	D10	39	26		E5	50	39	BOLT, SEALING, 16MM .....	E1	46	2
				BOLT, FLANGE, 6X16 .....	F15	67	28	BOLT, SETTING .....	D15	44	6
				BOLT, FLANGE, 6X18 .....	H14	98	30	BOLT, SIDE STAND PIVOT .....	G14	82	6
					D9	38	19	BOLT, SOCKET, 5X9 .....	H7	91	11
					E1	46	17	BOLT, SOCKET, 6X16 .....	D14	43	5

5

# PART NAME INDEX

K 2

Part name	Address	Page	Ref.	Part name	Address	Page	Ref.	Part name	Address	Page	Ref.
BOLT, SOCKET, 6X35 .....	D14	43	6	CAP, BLEEDER .....	F16	68	8	COLLAR C, CUSHION ARM .....	H1	85	3
BOLT, SOCKET, 8MM .....	F10	62	27	CAP, DUMMY .....	H8	92	7	COLLAR, 20X23X10.5 .....	E4	49	5
BOLT, SOCKET, 8X20 .....	D14	43	7	CAP, LOCK NUT .....	F3	55	17	COLLAR, 22X25X11 .....	E4	49	8
BOLT, SPECIAL, 6X18 .....	F1	53	11	CAP, MASTER CYLINDER .....	F5	57	5	COLLAR, 25X28X10 .....	E4	49	11
BOLT, SPROCKET FIXING, 10X31 .....	G1	69	16		F14	66	9	COLLAR, CENTER PIVOT DISTANCE .....	G15	83	7
	G2	70	15	CAP, OIL FILLER .....	D9	38	9	COLLAR, CONNECTING ROD .....	H1	85	6
BOLT, STUD, 10X178 .....	E1	46	10	CAP, RIM HOLE .....	F12	64	2	COLLAR, ENGINE HANGER .....	H11	95	9
BOLT, STUD, 8X22 .....	D2	31	23		G1	69	13	COLLAR, FR. AXLE DISTANCE .....	F12	64	5
BOLT, SWINGARM PIVOT .....	G15	83	5	CAP, RR. SWINGARM .....	G15	83	11		F13	65	4
BOLT, SWITCH SETTING .....	G14	82	7	CAP, STEERING STEM .....	F6	58	8	COLLAR, FR. FENDER .....	F8	60	1
BOLT, TERMINAL .....	D15	44	7	CAP, SWINGARM DUST SEAL .....	G15	83	8	COLLAR, FUEL TANK .....	H5	89	18
BOLT, WASHER, 6X22 .....	F1	53	12	CAP, TAIL .....	G10	78	4	COLLAR, HORN SETTING .....	H6	90	30
BOLT, WIRE ADJUSTING .....	F3	55	15	CASE COMP., AIR CLEANER .....	G7	75	1	COLLAR, OIL PATH, 18MM .....	D9	38	3
BOOT B .....	F11	63	10	CASE, DRIVE CHAIN .....	G15	83	2	COLLAR, PILLION SEAT .....	G9	77	8
	F16	68	12	CENTER, CLUTCH .....	D11	40	3		H5	89	6
BOOT COMP. ....	F5	57	3	CHAIN KIT, DRIVE .....	G15	83	1		H8	92	18
	F14	66	5	CHAIN, CAM .....	D7	36	1	COLLAR, RADIATOR MOUNTING .....	H13	97	14
BOOT, MIRROR .....	F3	55	16	CHAIN, DRIVE .....	G15	83	3	COLLAR, RR. AXLE DISTANCE .....	G1	69	6
BOOT, PIN BUSH .....	F11	63	9		G16	84	27		G2	70	6
	F16	68	11	CIRCLIP .....	F5	57	17	COLLAR, RR. WHEEL .....	G1	69	5
BOX, BATTERY .....	H10	94	6		F14	66	16		G2	70	5
BOX, TOOL .....	G6	74	7	CIRCLIP, EXTERNAL, 14MM .....	E6	51	19	COLLAR, SIDE COVER .....	G6	74	11
BRACKET SUB ASSY., FR. CALIPER .....	F11	63	12	CIRCLIP, EXTERNAL, 20MM .....	E5	50	33	COLLAR, SPLINE, 23MM .....	E4	49	18
BRACKET SUB ASSY., RR. ....	F16	68	5	CIRCLIP, EXTERNAL, 25MM .....	E5	50	34	COLLAR, SPLINE, 25X10 .....	E4	49	13
BRACKET, L. HANDLE LEVER .....	F3	55	11	CIRCLIP, INTERNAL, 37MM .....	E5	50	38	COLLAR, TANK SET .....	G3	71	4
BRACKET, NUMBER PLATE .....	H5	89	12	CIRCLIP, RR. MASTER CYLINDER .....	F14	66	11	COLLAR, TENSIONER .....	D7	36	3
BRIDGE COMP., FORK TOP .....	F6	58	10	CLAMPER A, BRAKE HOSE .....	F9	61	1	CONNECTOR, DIODE .....	H9	93	32
BRUSH SET A, CARBON .....	D15	44	2	CLAMPER B, BRAKE HOSE .....	F9	61	2	CONNECTOR, MASTER CYLINDER .....	F14	66	4
BRUSH SET B, CARBON .....	D15	44	3	CLAMPER, HARNESS .....	H11	95	1	CONTROL UNIT, TRACKING .....	H10	94	2
BULB .....	F1	53	6	CLAMP, CORD .....	F1	53	3	CORD COMP., OXYGEN SENSOR .....	D2	31	12
BULB, HEADLIGHT .....	F1	53	5	CLAMP, HOSE .....	E7	52	19	CORD COMP., TAILLIGHT .....	H5	89	2
BULB, TAIL & STOP LIGHT .....	H5	89	5	CLAMP, HOSE, 22-29MM .....	H14	98	21	COTTER, VALVE .....	D4	33	13
BULB, WINKER .....	H4	88	8	CLAMP, HOSE, 24-32MM .....	G10	78	17	COUNTERSHAFT .....	E4	49	3
BUSH, 20X23X17.4 .....	E4	49	15	CLAMP, MASTER CYLINDER OIL .....				COVER ASSY., CYLINDER HEAD .....	D1	30	1
BUSH, GUIDE .....	F9	61	8	CLAMP, MASTER CYLINDER OIL HOSE .....	F14	66	10	COVER ASSY., R. CRANKCASE .....	D9	38	1
BUSH, SLIDER .....	F9	61	9	CLIP .....	F2	54	5	COVER COMP., L. RR. ....	D13	42	2
				CLIP, BODY .....	G7	75	22	COVER COMP., WATER PUMP .....	D9	38	13
[ C ]				CLIP, BREATHER TUBE .....	G4	72	10	COVER SET, L. SIDE .....	G6	74	18
CABLE COMP. A, THROTTLE .....	F3	55	1		G7	75	12	COVER SET, R. SIDE .....	G6	74	17
CABLE COMP. B, THROTTLE .....	F3	55	2		G9	77	1	COVER, BATTERY TERMINAL .....	H7	91	6
CABLE COMP., CLUTCH .....	F3	55	3	CLIP, CORD .....	H10	94	12	COVER, DRIVE CHAIN .....	H11	95	2
CABLE, BATTERY EARTH .....	H7	91	7	CLIP, COUPLER .....	F4	56	25	COVER, FR. MUFFLER .....	G10	78	10
CABLE, STARTER MAGNETIC .....					F6	58	19	COVER, FR. RESERVE TANK .....	G4	72	6
	BATTERY	H7	91	CLIP, PISTON PIN, 17MM .....	H9	93	22	COVER, L. CRANKCASE .....	D13	42	1
CABLE, STARTER MOTOR .....	H7	91	5	CLIP, SUB TANK HOSE .....	E2	47	5	COVER, L. HANDLE LEVER .....	F3	55	13
CALIPER SUB ASSY., L. FR. ....	F11	63	11	CLIP, SWITCH COVER .....	G12	80	10	COVER, L. SIDE .....	G6	74	5
CALIPER SUB ASSY., RR. ....	F16	68	4	CLIP, TUBE .....	G3	77	2	COVER, L. SIDE LOWER .....	G6	74	10
CAMSHAFT COMP., EX. ....	D4	33	3		G3	71	20	COVER, L. TAILLIGHT .....	H5	89	9
CAMSHAFT COMP., IN. ....	D4	33	2	COIL COMP., IGNITION .....	H8	92	1	COVER, O2 SENSOR .....	D2	31	13
CAP ASSY., NOISE SUPPRESSOR .....	H8	92	3		H14	98	27	COVER, OIL FILTER .....	D9	38	5
CAP ASSY., RESERVE TANK .....	H13	97	17	COLLAR .....	F1	53	8	COVER, REED VALVE .....	D1	30	5
CAP COMP., FUEL FILLER .....	G3	71	13		G3	71	10	COVER, RELAY .....	H8	92	15
CAP COMP., RADIATOR .....	H13	97	8	COLLAR A, CUSHION ARM .....	H1	85	2	COVER, RR. MUFFLER .....	G10	78	14
CAP, 30MM .....	D13	42	7	COLLAR A, FENDER SETTING .....	H3	87	4	COVER, RR. RESERVE TANK .....	G4	72	7
CAP, AIR INJECTION SOLENOID .....				COLLAR B, FENDER SETTING .....	H3	87	5	COVER, RUBBER .....	F1	53	2
	VALVE	G9	77	COLLAR COMP., FR. WHEEL SIDE .....	F12	64	4	COVER, R. HANDLE LEVER .....	F5	57	13
CAP, A.C. GENERATOR .....	D13	42	6		F13	65	3	COVER, R. SIDE .....	G6	74	3
CAP, BLEEDER .....	F11	63	5					COVER, R. TAILLIGHT .....	H5	89	8

# PART NAME INDEX

K 3

Part name	Address	Page	Ref.	Part name	Address	Page	Ref.	Part name	Address	Page	Ref.
COVER, STARTER MAGNETIC				FENDER SET B, RR. ....	H3	87	7	GUIDE, BRAKE HOSE .....	F14	66	3
TERMINAL	H7	91	4	FENDER SET, RR. ....	H3	87	6	GUIDE, CHAIN .....	G15	83	9
COVER, THERMOSTAT .....	D2	31	9	FENDER SUB ASSY., FR. ....	F8	60	2	GUIDE, CLUTCH CABLE .....	F6	58	11
COVER, TOOL BOX .....	G6	74	6	FLAP, TIRE .....	F12	64	11	GUIDE, CLUTCH OUTER .....	D11	40	2
COVER, TRACKING ANTENNA .....	H10	94	9		F13	65	10	GUIDE, EX. VALVE .....	D2	31	3
CRANKCASE COMP., L. ....	E1	46	3		G1	69	12	GUIDE, FR. BRAKE HOSE .....	F6	58	5
CRANKCASE COMP., R. ....	E1	46	1		G2	70	12		F7	59	1
CRANKSHAFT COMP. ....	E2	47	1	FLYWHEEL COMP. ....	D14	43	1	GUIDE, IN. VALVE .....	D2	31	2
CUP COMP., OIL .....	F14	66	7	FORK ASSY., L. FR. ....	F9	61	20	GUIDE, PILLION STEP .....	G13	81	8
CUSHION ASSY., RR. ....	H1	85	1	FORK ASSY., R. FR. ....	F9	61	3				
CUSHION RING, INJECTOR .....	E7	52	15	FORK, CENTER GEARSHIFT .....	E6	51	2	[ H ]			
CUSHION, FUEL TANK PIVOT .....	G3	71	3	FORK, L. GEARSHIFT .....	E6	51	1	HANDLE, EYE WRENCH .....	H15	99	10
CUSHION, SHROUD .....	G3	71	14	FORK, R. GEARSHIFT .....	E6	51	3	HARNES, WIRE .....	H8	92	6
CYLINDER COMP. ....	D8	37	1	FUSE, BLADE .....	H7	91	13	HEADLIGHT UNIT COMP. ....	F1	53	1
CYLINDER SET, MASTER .....	F5	57	11	FUSE, MINI .....	H9	93	29	HEAD ASSY., CYLINDER .....	D2	31	1
CYLINDER SUB ASSY., FR. BRAKE								HINGE, TOOL BOX .....	G6	74	8
MASTER	F5	57	4	[ G ]				HOLDER ASSY., HELMET .....	H11	95	11
CYLINDER SUB ASSY., RR. BRAKE				GASKET COMP., CYLINDER HEAD				HOLDER, BRUSH .....	D15	44	4
MASTER	F14	66	6	COVER	D1	30	3	HOLDER, L. LEVER BRACKET .....	F3	55	12
[ D ]				GASKET, CYLINDER .....	D8	37	2	HOLDER, MASTER CYLINDER .....	F5	57	6
DAMPER COMP., FR. ....	F9	61	13	GASKET, CYLINDER HEAD .....	D2	31	5	HOLDER, UPPER .....	F6	58	7
DAMPER, CONNECTOR .....	E7	52	16	GASKET, EX. PIPE .....	G10	78	1	HORN COMP. ....	H8	92	11
DIAPHRAGM .....	F5	57	8	GASKET, L. CRANKCASE COVER .....	D13	42	3	HOSE COMP., FR. BRAKE .....	F5	57	2
	F14	66	14	GASKET, OIL FILTER COVER .....	D9	38	6	HOSE COMP., FUEL FEED .....	E7	52	17
DIODE ASSY., THREE WAY .....	H8	92	5	GASKET, OIL PUMP .....	D16	45	2	HOSE COMP., RR. BRAKE .....	F14	66	2
DISK B, CLUTCH FRICTION .....	D11	40	6	GASKET, R. CRANKCASE COVER .....	D9	38	2	CYLINDER	F14	66	8
DISK COMP., FR. BRAKE .....	F13	65	11	GASKET, TENSIONER LIFTER .....	D7	36	6	HOSE, RADIATOR LOWER .....	H13	97	12
DISK, CLUTCH FRICTION .....	D11	40	5	GASKET, WATER PUMP COVER .....	D9	38	14	HOSE, RADIATOR UPPER .....	H13	97	11
DISK, FR. BRAKE .....	F12	64	12	GEAR ASSY., BALANCER DRIVEN .....	E3	48	1	HOUSING, UNDER THROTTLE .....	F3	55	10
DISK, RR. BRAKE .....	G1	69	14	GEAR COMP., OIL PUMP .....	D16	45	3	HOUSING, UPPER THROTTLE .....	F3	55	9
	G2	70	13	GEAR COMP., STARTER DRIVEN .....	D12	41	1	HUB SUB ASSY., FR. ....	F12	64	6
DOWEL PIN, 10X16 .....	D1	30	9	GEAR, BALANCER DRIVE .....	E2	47	6	CYLINDER	F13	65	5
DOWEL PIN, 8X12 .....	D10	39	25	GEAR, COUNTERSHAFT FIFTH .....	E4	49	16	HUB SUB ASSY., RR. ....	G1	69	7
	D16	45	5	GEAR, COUNTERSHAFT FOURTH .....	E4	49	12		G2	70	7
DOWEL PIN, 8X14 .....	D2	31	22	GEAR, COUNTERSHAFT LOW .....	E4	49	4	[ I ]			
DRIVER, SCREW .....	H15	99	4	GEAR, COUNTERSHAFT SECOND .....	E4	49	7	IMPELLER, WATER PUMP .....	D9	38	11
DRUM, GEARSHIFT .....	E6	51	4	GEAR, COUNTERSHAFT SIXTH .....	E4	49	19	INJECTOR ASSY., FUEL .....	E7	52	13
DUCT, AIR CLEANER .....	G7	75	4	GEAR, COUNTERSHAFT THIRD .....	E4	49	10	INSULATOR .....	D15	44	9
DUST SEAL, 17X20X2.5 .....	G12	80	8	GEAR, MAINSHAFT FIFTH .....	E4	49	14	INSULATOR, THROTTLE BODY .....	D2	31	6
DUST SEAL, 17X24X5 .....	H2	86	20	GEAR, MAINSHAFT SECOND .....	E4	49	6	[ J ]			
DUST SEAL, 20X26X4.5 .....	G16	84	25	GEAR, MAINSHAFT SIXTH .....	E4	49	17	JOINT, BRAKE ROD .....	F14	66	17
	H2	86	19	GEAR, MAINSHAFT THIRD & FOURTH .....	E4	49	9	JOINT, DRIVE CHAIN .....	G15	83	4
DUST SEAL, 23X35X5 .....	F12	64	14	GEAR, PRIMARY DRIVE .....	E2	47	8	JOINT, TUBE .....	G3	71	15
	F13	65	14	GEAR, STARTER REDUCTION .....	D12	41	3	[ K ]			
DUST SEAL, STEERING HEAD .....	F7	59	3	GRILLE, RADIATOR .....	H13	97	7	KEY SET .....	F6	58	1
DUST SEAL, STEERING UPPER .....	F7	59	2	GRIP .....	H15	99	5	KEY, BLANK .....	F6	58	4
[ E ]				GRIP COMP., THROTTLE .....	F3	55	7	KEY, WOODRUFF, 25X18 .....	E2	47	11
ELEMENT COMP., AIR CLEANER ...	G7	75	2	GRIP, L. HANDLE .....	F3	55	8	KEY, WOODRUFF, 4MM .....	E3	48	5
ELEMENT, OIL FILTER .....	D9	38	4	GROMMET, AIR CLEANER CASE .....	G6	74	4				
EMBLEM, PRODUCT .....	F6	58	12	GROMMET, SPEAKER PANEL .....	H3	87	2				
[ F ]				GUARD, HEAT .....	G10	78	11				
FAN COMP., COOLING .....	H13	97	5	GUARD, HEEL .....	H11	95	10				
FASTENER, DUAL LOCK .....	G4	72	1	GUARD, SIDE STAND SWITCH .....	G14	82	5				
				GUIDE A, CAM CHAIN .....	D7	36	7				
				GUIDE B, CAM CHAIN .....	D7	36	5				

5

# PART NAME INDEX

K 4

Part name	Address	Page	Ref.	Part name	Address	Page	Ref.	Part name	Address	Page	Ref.
[ L ]				NUT, FLANGE, 10MM .....	H4	88	9	OUTER COMP., CLUTCH .....	D11	40	1
LABEL, ACCESSORIES & LOADING	H16	100	5	NUT, FLANGE, 6MM .....	H12	96	23	OUTER COMP., STARTING CLUTCH	D12	41	2
LABEL, AIR CLEANER ELEMENT					F4	56	29	[ P ]			
NOTICE	H16	100	4		F5	57	20	PACKING, BASE .....	G3	71	12
					G3	71	17	PACKING, MUFFLER .....	G10	78	16
					H6	90	26	PACKING, RESERVE TANK .....	H13	97	18
LABEL, CHAIN ADJUSTER .....	H16	100	3		H9	93	24	PAD SET, FR. ....	F11	63	2
LABEL, DRIVE .....	H16	100	14	NUT, FLANGE, 8MM .....	G11	79	26	PAD SET, RR. ....	F16	68	2
LABEL, DRIVE CAUTION .....	I1	101	14		H12	96	22	PEDAL COMP., CHANGE .....	G12	80	1
LABEL, DRIVE CHAIN .....	H16	100	2	NUT, HEX. CAP, 8MM .....	G10	78	23	PEDAL COMP., RR. BRAKE .....	G12	80	6
				NUT, HEX., 10MM .....	F3	55	22	PGM-FI UNIT .....	H8	92	16
LABEL, FRENCH TRANSLATION .....	H16	100	6		F9	61	16	PIN A, DOWEL, 12X16 .....	D2	31	24
LABEL, FUEL CAUTION .....	I1	101	16	NUT, HEX., 14MM .....	E3	48	3		D8	37	3
LABEL, FUEL & DRIVE .....	H16	100	7	NUT, HEX., 3MM .....	H14	98	26		D10	39	34
LABEL, RR. DAMPER .....	H1	85	8	NUT, HEX., 8MM .....	F4	56	28		D16	45	7
LABEL, RR. DAMPER CAUTION .....	H1	85	8		F15	67	25		E1	46	15
LABEL, TIRE .....	H16	100	1	NUT, LOCK, 16MM .....	G16	84	23	PIN B, DOWEL, 8X14 .....	D10	39	35
					G16	84	23		D13	42	10
				NUT, LOCK, 16MM .....	E2	47	9		E1	46	16
				NUT, PUSH, 2.6 .....	G6	74	14	PIN D, JOINT .....	F15	67	27
				NUT, SET .....	H5	89	17	PIN, CLUTCH LIFTER .....	D11	40	12
LENS COMP., L. WINKER .....	H4	88	5	NUT, SETTING .....	H13	97	2	PIN, HANGER .....	F11	63	13
LENS COMP., R. WINKER .....	H4	88	3	NUT, SPECIAL, 16MM .....	D11	40	14		F16	68	6
LEVER COMP., CLUTCH .....	D9	38	16	NUT, STEERING STEM .....	F6	58	16	PIN, PISTON .....	E2	47	4
LEVER, L. HANDLE .....	F3	55	14	NUT, U, 10MM .....	G1	69	18	PIN, SHIFT RETURN SPRING .....	E6	51	11
LEVER, R. STEERING HANDLE .....	F5	57	12		G2	70	17	PIN, SNAP .....	G12	80	5
LID COMP., AIR CLEANER .....	G7	75	7		G2	70	17	PIN, SPLIT, 2.0X12 .....	F15	67	26
LID, BATTERY .....	H10	94	5	NUT, U, 12MM .....	H1	85	14	PIN, SPLIT, 2.0X15 .....	G13	81	12
LIFTER ASSY., TENSIONER .....	D7	36	4	NUT, U, 14MM .....	G16	84	22	PIN, SPLIT, 2.0X18 .....	G13	81	13
LOCK ASSY., POCKET LID .....	G6	74	2		G1	69	17	PIN, STEP BAR .....	G13	81	5
					G2	70	16	PIN, STEP JOINT .....	G13	81	1
[ M ]				NUT, U, 5MM .....	H5	89	20	PIPE COMP., EX. ....	G10	78	6
MAINSHAFT .....	E4	49	1	NUT, U, 6MM .....	G16	84	21	PIPE COMP., L. SLIDE .....	F10	62	21
MARK, DRIVE CHAIN CAUTION .....	H16	100	12		H5	89	19	PIPE COMP., R. SLIDE .....	F9	61	11
MARK, GPS .....	H16	100	8	[ O ]				PIPE COMP., WATER .....	D9	38	10
MARK, HONDA .....	I2	102	1	OIL SEAL, 12X18X5 .....	D10	39	28	PIPE, STEERING HANDLE .....	F6	58	6
				OIL SEAL, 12X20X5 .....	D10	39	29	PISTON .....	E2	47	3
				OIL SEAL, 14X22X5 .....	E6	51	18	PISTON B, 27X35 .....	F16	68	14
				OIL SEAL, 22X36X5 .....	E5	50	37	PISTON SET, MASTER CYLINDER .....	F14	66	12
				OIL SEAL, 25X47X6.5 .....	G1	69	20	PISTON, 27X27 .....	F11	63	3
					G1	69	20	PIVOT, SHIFT DRUM STOPPER ARM .....	E6	51	13
					G2	70	20	PLATE B, CLUTCH .....	D11	40	8
				0-RING, 11.8X1.9 .....	D10	39	30	PLATE COMP., CLUTCH PRESSURE .....	D11	40	9
					D16	45	6	PLATE COMP., GEARSHIFT DRUM			
					E1	46	13	STOPPER	E6	51	6
				0-RING, 13.8X2.5 .....	D13	42	8	PLATE COMP., TRACKING UNIT .....	H10	94	10
				0-RING, 14.8X2.4 .....	F15	67	22	PLATE, BEARING SETTING .....	E4	49	2
				0-RING, 17.8X1.9 .....	D10	39	33	PLATE, CLUTCH .....	D11	40	7
					E7	52	12	PLATE, DIAPHRAGM .....	F5	57	9
				0-RING, 18X3 .....	D10	39	32		F14	66	15
NUT-WASHER, 6MM .....	D15	44	12	0-RING, 1.5X9.5 .....	D7	36	11	PLATE, FIXING .....	E4	49	21
NUT, CAP, 6MM .....	H12	96	21	0-RING, 24.4X3.1 .....	D15	44	13	PLATE, IDLE AIR CONTROL VALVE .....	E7	52	10
NUT, CLIP, 6MM .....	G11	79	24	0-RING, 30MM .....	D13	42	9	PLATE, NAME .....	H16	100	9
					D13	42	9		I1	101	17
				0-RING, 44.7X2.4 .....	F10	62	30	PLATE, NUMBER BACK .....	H5	89	13
				0-RING, 4X2 .....	D15	44	14	PLATE, PORT .....	D1	30	2
NUT, FENDER SETTING .....	G7	75	19	0-RING, 7.8X1.9 .....	E7	52	20	PLATE, R. ENGINE HANGER .....	H11	95	7
NUT, FIXING .....	F4	56	23		D10	39	31				
NUT, FLANGE, 10MM .....	D2	31	18	0-RING, 9.8X2.4 .....	D10	39	31				

# PART NAME INDEX

K 5

Part name	Address	Page	Ref.	Part name	Address	Page	Ref.	Part name	Address	Page	Ref.
PLATE, SKID .....	H11	95	8	RUBBER, MOUNTING .....	D1	30	8	SCREW, TORX, 5X17 .....	E7	52	4
PLUG, HOLE .....	H6	90	22		G9	77	7	SCREW, TORX, 5X8.7 .....	E7	52	3
PLUG, PIN .....	F16	68	13	RUBBER, MUFFLER PROTECTOR .....	G10	78	18	SEAL .....	H10	94	4
PLUG, SPARK .....	D2	31	10	RUBBER, PROTECTOR .....	G10	78	3	SEAL RING, INJECTOR .....	E7	52	14
PROTECTOR, EX. PIPE .....	G10	78	7	RUBBER, PROTECTOR PACKING .....	G10	78	2	SEAL SET, FR. FORK .....	F9	61	19
PROTECTOR, L. FR. FORK .....	F10	62	23	RUBBER, RADIATOR .....	H13	97	6	SEAL SET, PISTON .....	F11	63	1
PROTECTOR, MUFFLER .....	G10	78	9	RUBBER, RADIATOR MOUNTING .....	H13	97	9		F16	68	1
PROTECTOR, R. FR. FORK .....	F10	62	22	RUBBER, RR. TANK MOUNTING .....	G3	71	9	SEAL, AIR CLEANER .....	G7	75	9
PULLER, MINI FUSE .....	H15	99	1	RUBBER, SHOCK .....	H7	91	9	SEAL, DUST .....	F10	62	29
PUMP ASSY., FUEL .....	G3	71	1	RUBBER, SPEEDOMETER MOUNTING ..	H8	92	10	SEAL, MECHANICAL .....	D9	38	12
PUMP ASSY., OIL .....	D16	45	1	RUBBER, TAILLIGHT MOUNTING .....	H5	89	10	SEAL, RADIATOR CAP .....	H13	97	10
				RUBBER, TANK GUARD .....	G3	71	11	SEAL, TANK .....	G3	71	7
[ R ]				[ S ]				SEAL, VALVE STEM .....	D4	33	1
RADIATOR COMP. ....	H13	97	1	SCREEN, OIL FILTER .....	E1	46	5	SEAT ASSY., DOUBLE .....	G5	73	1
RECEIVER, CLUTCH CABLE .....	D9	38	18	SCREW-WASHER, 4X12 .....	F5	57	19	SEAT, JUDDER SPRING .....	D11	40	4
RECTIFIER ASSY., REGULATOR .....	H8	92	4	SCREW-WASHER, 5X12 .....	D15	44	15	SEAT, STOPPER .....	F9	61	10
RECTIFIER COMP., SILICON .....	H9	93	31		E7	52	22	SEAT, VALVE SPRING .....	D4	33	12
REFLECTOR, FR. REFLEX .....	H5	89	4	SCREW-WASHER, 5X16 .....	F4	56	24	SENSOR ASSY., BANK ANGLE .....	H8	92	8
REFLECTOR, REFLEX .....	H5	89	3	SCREW, BLEEDER .....	F11	63	4	SENSOR ASSY., SPEED .....	E1	46	7
RELAY COMP., POWER .....	H8	92	14		F16	68	7	SENSOR ASSY., WATER TEMP .....	D2	31	14
	H9	93	34	SCREW, FLAT, 4X12 .....	F5	57	18	SENSOR SET .....	E7	52	1
			35	SCREW, FLAT, 4X45 .....	F14	66	19	SENSOR, OXYGEN .....	D2	31	11
RELAY COMP., WINKER .....	H8	92	12	SCREW, FLAT, 6X53 .....	G16	84	20	SEPARATOR COMP. ....	F5	57	7
RESONATOR .....	G7	75	11	SCREW, PAN, 4X10 .....	G13	81	9	SHAFT C, IDLE GEAR .....	D12	41	4
RETAINER .....	E7	52	18	SCREW, PAN, 4X8.5 .....	H13	97	4	SHAFT, BALANCER .....	E3	48	2
	F16	68	3	SCREW, PAN, 5X10 .....	E7	52	21	SHAFT, GEARSHIFT FORK .....	E6	51	5
RETAINER, VALVE SPRING .....	D4	33	11	SCREW, PAN, 5X12 .....	G15	83	17	SHAFT, ROCKER ARM .....	D4	33	6
RIM, FR. WHEEL .....	F12	64	8	SCREW, PAN, 5X16 .....	F15	67	23	SHAFT, WATER PUMP .....	D9	38	15
	F13	65	7	SCREW, PAN, 5X22 .....	F4	56	26	SHIM, TAPPET .....	D4	33	14
RIM, RR. WHEEL .....	G1	69	9	SCREW, PAN, 5X25 .....	G7	75	21		D5	35	14
	G2	70	9	SCREW, PAN, 6X10 .....	G4	72	8	SHROUD COMP. ....	H13	97	3
RING .....	D15	44	8		G10	78	22	SHROUD SET, L. FR. ....	G4	72	4
	F5	57	10	SCREW, PAN, 6X14 .....	H5	89	15	SHROUD SET, L. RR. ....	G4	72	5
RING SET, PISTON .....	E2	47	2		H12	96	18	SHROUD SET, R. FR. ....	G4	72	2
RING, BACK UP .....	F9	61	6	SCREW, PAN, 6X16.5 .....	H6	90	23	SHROUD SET, R. RR. ....	G4	72	3
RING, OIL SEAL STOPPER .....	F9	61	14	SCREW, PAN, 6X18 .....	G6	74	13	SLIDER, CHAIN .....	G15	83	12
RING, STOPPER .....	F9	61	17	SCREW, PAN, 6X22 .....	H6	90	24	SLIDER, CHAIN GUIDE .....	G15	83	10
	F11	63	7	SCREW, PAN, 6X26 .....	D7	36	8	SOCKET COMP., POSITION LIGHT ..	F1	53	4
	F16	68	10	SCREW, SPECIAL, 4X10 .....	H4	88	2	SPACER, IGNITION COIL .....	H8	92	2
RING, WEAR .....	F9	61	18	SCREW, SPECIAL, 5X10 .....	G10	78	19	SPANNER, 12X14 .....	H15	99	7
ROD COMP. ....	F9	61	12	SCREW, TAPPING, 3X12 .....	F4	56	27	SPANNER, 8X10 .....	H15	99	6
ROD COMP., PUSH .....	F14	66	13	SCREW, TAPPING, 3X16 .....	F6	58	18	SPINDLE COMP., GEARSHIFT .....	E6	51	9
ROD SUB ASSY., CUSHION				SCREW, TAPPING, 3X6 .....	H14	98	25	SPOKE SET, FR. ....	F12	64	1
CONNECTING	H1	85	7	SCREW, TAPPING, 4X10 .....	G6	74	15		F13	65	1
ROLLER, 3X8.5 .....	E6	51	20	SCREW, TAPPING, 4X12 .....	F1	53	14	SPOKE SET, RR. ....	G1	69	1
RUBBER B, SEAT STOPPER .....	G5	73	2		G4	72	11		G2	70	1
RUBBER SPONGE, RR. FENDER .....	H3	87	3	SCREW, TAPPING, 5X14 .....	F2	54	6	SPRING ASSY., RR. BRAKE RETURN	G12	80	7
RUBBER, BATTERY .....	H7	91	10	SCREW, TAPPING, 5X16 .....	F1	53	13	SPRING, CARBON BRUSH .....	D15	44	5
RUBBER, BATTERY CUSHION .....	G7	75	15		H10	94	13	SPRING, CLUTCH .....	D11	40	10
			16	SCREW, TAPPING, 5X20 .....	G7	75	23	SPRING, CLUTCH LEVER .....	D9	38	17
			17	SCREW, TAPPING, 6X20 .....	F15	67	24	SPRING, DRUM STOPPER .....	E6	51	8
RUBBER, CUSHION .....	H11	95	12	SCREW, TORX .....	E7	52	11	SPRING, FR. FORK .....	F9	61	4
RUBBER, FILTER .....	D9	38	7					SPRING, GEARSHIFT RETURN .....	E6	51	10
RUBBER, FR. FENDER MOUNTING ..	F1	53	7					SPRING, JUDDER .....	D11	40	11
RUBBER, GEAR CHANGE PEDAL .....	G12	80	2					SPRING, LOCK KEY SETTING .....	G6	74	1
RUBBER, HEADLIGHT MOUNTING .....	F2	54	4					SPRING, L. STEP RETURN .....	G13	81	4
RUBBER, METER SETTING .....	F2	54	2					SPRING, OIL FILTER ELEMENT			
RUBBER, MOUNT .....	H6	90	31					SETTING	D9	38	8

5

# PART NAME INDEX

K 6

Part name	Address	Page	Ref.	Part name	Address	Page	Ref.	Part name	Address	Page	Ref.
SPRING, PAD .....	F11	63	6	SWITCH ASSY., RR. STOP .....	G12	80	3	WASHER, 17X26X1.0 .....	E4	49	23
	F16	68	9	SWITCH ASSY., SIDE STAND .....	G14	82	1	WASHER, 17X28X1.0 .....	E5	50	29
SPRING, REBOUND .....	F9	61	7	SWITCH ASSY., STARTER MAGNETIC	H7	91	8	WASHER, 20X27X1.0 .....	E4	49	24
SPRING, R. STEP RETURN .....	G13	81	3	SWITCH ASSY., WINKER .....	F3	55	5	WASHER, 20X40X2 .....	D11	40	15
SPRING, SIDE STAND .....	G14	82	3								16
SPRING, STOP SWITCH .....	G12	80	4	[ T ]				WASHER, 22X29X1.0 .....	E5	50	25
SPRING, VALVE INNER .....	D4	33	10	TANK ASSY., FUEL .....	G3	71	2	WASHER, 25X32X1.0 .....	E5	50	26
SPRING, VALVE OUTER .....	D4	33	9	TANK, RADIATOR RESERVE .....	H13	97	19	WASHER, 6.1MM .....	E6	51	14
SPROCKET COMP., DRIVE .....	E4	49	20	TAPE B, TANK GUARD .....	G3	71	8	WASHER, 7X13X1.2 .....	D9	38	23
SPROCKET, FINAL DRIVEN .....	G1	69	3	TAPE, MAGIC .....	H3	87	8	WASHER, CHAIN SLIDER .....	G15	83	13
	G2	70	3	TENSIONER COMP., CAM CHAIN .....	D7	36	2				14
SPROCKET, TIMING .....	E2	47	7	THERMOSTAT .....	D2	31	8	WASHER, DRAIN PLUG, 12MM .....	E1	46	14
STATOR COMP. ....	D14	43	2	THREAD, STEERING HEAD TOP .....	F7	59	5	WASHER, DUST SEAL .....	F6	58	9
STAY COMP., METER .....	F2	54	3	TIRE, FR. ....	F12	64	9	WASHER, LOCK, 25MM .....	E5	50	32
STAY COMP., OIL CUP .....	F14	66	1	TIRE, RR. ....	F13	65	8	WASHER, NEUTRAL SWITCH .....	E1	46	12
STAY, BANK ANGLE SENSOR .....	H8	92	9		G1	69	10	WASHER, OIL BOLT .....	F5	57	16
STAY, CHAIN CASE .....	G15	83	6		G2	70	10		F14	66	21
STAY, DRIVE CHAIN COVER .....	H11	95	3	TRIM A, FUEL TANK .....	G3	71	5	WASHER, PLAIN, 10MM .....	G13	81	11
STAY, EX. PIPE PROTECTOR .....	G10	78	8	TRIM B, FUEL TANK .....	G3	71	6		H2	86	21
STAY, FUSE BOX .....	G7	75	18	TUBE .....	G9	77	4		H12	96	24
STAY, HARNESS CLAMPER .....	E7	52	6		H14	98	28	WASHER, PLAIN, 12MM .....	H1	85	15
STAY, HEADLIGHT LOWER .....	F1	53	10	TUBE, AIR CLEANER CONNECTING .....	G7	75	5	WASHER, PLAIN, 16MM .....	G12	80	9
STAY, NUMBER PLATE .....	H5	89	11	TUBE, AIR CLEANER DRAIN .....	G7	75	3	WASHER, PLAIN, 4MM .....	G11	79	27
STAY, NUMBER PLATE BRACKET .....	H5	89	7	TUBE, AIR INJECTION .....	G9	77	3	WASHER, PLAIN, 5MM .....	F2	54	7
STAY, RESERVE TANK .....	H13	97	20	TUBE, BREATHER .....	G7	75	10	WASHER, PLAIN, 6MM .....	G16	84	26
STAY, STOP SWITCH .....	H11	95	5	TUBE, DRAIN .....	G7	75	8	WASHER, PLAIN, 8MM .....	H6	90	33
STAY, WIRE .....	E7	52	5	TUBE, FUEL, 4.5X300 .....	G3	71	18	WASHER, PLAIN, 8MM .....	G13	81	10
STEM SUB ASSY., STEERING .....	F7	59	4	TUBE, FUEL, 4.5X380 .....	G3	71	19	WASHER, RADIATOR MOUNTING .....	H13	97	15
STEP COMP., L. ....	G13	81	6	TUBE, OUTER .....	F9	61	5	WASHER, SEALING, 6.5MM .....	D9	38	24
STEP COMP., R. ....	G13	81	2	TUBE, RESERVE TANK .....	H13	97	16	WASHER, SPECIAL, 11X21X2.3 .....	G1	69	19
STEP, PILLION .....	G13	81	7	TUBE, TIRE .....	F12	64	10		G2	70	18
STOPPER COMP., GEARSHIFT DRUM	E6	51	7		F13	65	9	WASHER, SPECIAL, 12MM .....	D2	31	21
STOPPER, TERMINAL .....	D15	44	10		G1	69	11	WASHER, SPECIAL, 8MM .....	F10	62	28
STRIPE, L. FR. SHROUD .....	I2	102	4	TUBE, VINYL, 7X11X420 .....	G7	75	24	WASHER, SPLINE, 20X26X1.6 .....	E5	50	27
	I3	103	4					WASHER, SPLINE, 25X31X1.0 .....	E5	50	28
STRIPE, L. RR. FENDER .....	I3	103	8	[ V ]				WASHER, SPLINE, 25X42X1.6 .....	E5	50	31
STRIPE, L. RR. SHROUD .....	I2	102	6	VALVE ASSY., AIR INJECTION				WASHER, WAVE .....	F11	63	14
	I3	103	6	SOLENOID	G9	77	6	WHEEL SUB ASSY., FR. ....	F12	64	7
STRIPE, L. SIDE COVER .....	I3	103	10	VALVE ASSY., RELIEF .....	D16	45	4	WHEEL SUB ASSY., RR. ....	F13	65	6
STRIPE, R. FR. SHROUD .....	I2	102	3	VALVE ASSY., REED .....	D1	50	4		G1	69	8
	I3	103	3	VALVE COMP., REED .....	D1	50	4	WINKER ASSY., L. FR. ....	H4	88	4
STRIPE, R. RR. FENDER .....	I3	103	7	VALVE SET, IDLE AIR CONTROL .....	E7	52	9	WINKER ASSY., L. RR. ....	H4	88	7
STRIPE, R. RR. SHROUD .....	I2	102	5	VALVE, EX. ....	D4	33	8	WINKER ASSY., R. FR. ....	H4	88	1
	I3	103	5	VALVE, IN. ....	D4	33	7	WINKER ASSY., R. RR. ....	H4	88	6
STRIPE, R. SIDE COVER .....	I3	103	9	VISOR SET, FR. ....	F1	53	9	WRENCH, BOX .....	H15	99	8
SUB SPRING, SIDE STAND .....	G14	82	4					WRENCH, EYE, 17MM .....	H15	99	11
SUSPENSION, ENGINE CONTROL	UNIT	H8	92	[ W ]				WRENCH, EYE, 19MM .....	H15	99	12
	H10	94	8	WASHER .....	D15	44	11	WRENCH, EYE, 24MM .....	H15	99	15
SUSPENSION, GPS ANTENNA .....	H10	94	8	WASHER B, THRUST, 20MM .....	E5	50	30	WRENCH, HEX., 5MM .....	H15	99	14
SUSPENSION, RELAY .....	H9	93	33	WASHER, 10MM .....	D2	31	19	WRENCH, HEX., 6MM .....	H15	99	13
SUSPENSION, TRACKING CONTROL	H10	94	3	WASHER, 12.2X17X1.5 .....	D2	31	20	WRENCH, PLUG .....	H15	99	9
SUSPENSION, WINKER RELAY .....	H8	92	13	WASHER, 12.5X30X5 .....	D14	43	4				
SWINGARM SUB ASSY., RR. ....	G15	83	15	WASHER, 14MM .....	E6	51	15				
SWITCH ASSY., CLUTCH .....	F3	55	6	WASHER, 14.2X24 .....	E3	48	4				
SWITCH ASSY., COMBINATION & LOCK	F6	58	2	WASHER, 16MM .....	D11	40	17				
SWITCH ASSY., ENGINE STOP .....	F3	55	4		E2	47	10				
SWITCH ASSY., FR. STOP .....	F5	57	1								
SWITCH ASSY., NEUTRAL .....	E1	46	6								

YUMBO-JP.COM

---

**1**

**FOREWORD INDEX**

---

**2**

**ENGINE GROUP**

---

**3**

**FRAME GROUP**

---

**4**

**PART NUMBER INDEX**

---

**5**

**PART NAME INDEX**

---

YUMBO-JP.COM

YUMBO-3R.COM

**HONDA**  
The Power of Dreams



# PARTS CATALOGUE NEWS

Honda Motor Co., Ltd.  
Customer Service Technology Development Division

PARTS CATALOGUE - CORRECTED

Printed in Japan

CODE NO.	13KZZD02
PARTS CATALOGUE NEWS	CRF250L/M CRF250LD/E CRF250ME
NEWS NO.	001

(TH-KD)KZZ

- 2BR TYPE DELETION-

## PARTS CATALOGUE NEWS

BOOKNo. : 13KZZD02

Model	Area code	Type	Applicable engine serial No.	Applicable frame serial No.	Applicable throttle body identification No.
CRF250LD	<del>2BR</del>	Brazil	MD38E-1000001~1099999	MLHMD389*D5000001~D5099999	GQ32A A
	BR				
	E	England			
	ED	European direct sales			
	F	France			
	LA	Latin America			
	PH	Philippines			
	U	Australia			
CRF250LE	KO	Korea	MD38E-2100001~	MLHND38K*D5000001~	GQ32A A
CRF250ME	2ED	European direct sales	MD38E-2100001~	MLHND38B*E5000001~	GQ32A A
	3E	England			
	E				
	ED	European direct sales			

NOTE A:PART NO. CHANGE D:NEWLY PROVIDED E:PART NO.DELETION K:REQUIRED NO. CORRECTION L:APPLICATION SERIAL NO. CORRECTION  
M:PART DESCRIPTION CORRECTION T:APPLICATION CORRECTION Z:REMARKS CHANGE

CRF250L (CRF250LD).....~~ZBR~~,BR

No.	MODEL		CRF250LD				
	COLOR		Extreme red	Applicable model		Applicable block No.	Ref. No.
	CODE		R-292R	Initial applicable model	Final applicable model		
	Name of colored parts	Basic part No.	R292				
1	BODY COMP., FRAME	50100-KZZ-900	ZB			F-39	4
2	BODY COMP., RR. FRAME	50200-KZZ-900	ZB			F-39	6
3	COVER, FR. MUFFLER	18360-KZZ-900	ZB			F-27	10
4	COVER, L. SIDE	83601-KZZ-900	ZC			F-24	5
5	COVER, R. SIDE	83501-KZZ-900	ZC			F-24	3
6	COVER, TOOL BOX	83602-KZZ-900	ZB			F-24	6
7	FENDER SET, RR.	80010-KZZ-900	ZD			F-34	6
8	FENDER SUB ASSY., FR.	61200-KZZ-900	ZB			F-10	2
9	MARK, HONDA	86101-KZZ-900	ZC			F-50	1
10	MARK, HONDA	86102-KZZ-900	ZC			F-50	2
11	PROTECTOR, L. FR. FORK	51620-KZZ-900	ZC			F-11	23
12	PROTECTOR, R. FR. FORK	51610-KZZ-900	ZC			F-11	22
13	SEAT ASSY., DOUBLE	77200-KZZ-900	ZD			F-23	1
14	SHROUD SET, L. FR.	19090-KZZ-900	ZD			F-22	4
15	SHROUD SET, L. RR.	19095-KZZ-900	ZD			F-22	5

NOTE A:PART NO. CHANGE D:NEWLY PROVIDED E:PART NO.DELETION K:REQUIRED NO. CORRECTION L:APPLICATION SERIAL NO. CORRECTION  
M:PART DESCRIPTION CORRECTION T:APPLICATION CORRECTION Z:REMARKS CHANGE

CRF250L (CRF250LD).....~~ZBR~~,BR

No.	MODEL		CRF250LD				
	COLOR		Extreme red	Applicable model		Applicable block No.	Ref. No.
	CODE		R-292R	Initial applicable model	Final applicable model		
	Name of colored parts	Basic part No.	R292				
16	SHROUD SET, R. FR.	19070-KZZ-900	ZD			F-22	2
17	SHROUD SET, R. RR.	19075-KZZ-900	ZD			F-22	3
18	STRIPE, L. FR. SHROUD	86192-KZZ-900	ZD			F-50	4
19	STRIPE, L. RR. SHROUD	86194-KZZ-900	ZD			F-50	6
20	STRIPE, R. FR. SHROUD	86191-KZZ-900	ZD			F-50	3
21	STRIPE, R. RR. SHROUD	86193-KZZ-900	ZD			F-50	5
22	TANK ASSY., FUEL	17500-KZZ-900	ZB			F-21	2
23	VISOR SET, FR.	61140-KZZ-900	ZD			F-1	9

NOTE A:PART NO. CHANGE D:NEWLY PROVIDED E:PART NO.DELETION K:REQUIRED NO. CORRECTION L:APPLICATION SERIAL NO. CORRECTION  
M:PART DESCRIPTION CORRECTION T:APPLICATION CORRECTION Z:REMARKS CHANGE

PARTS CATALOGUE NEWS

BOOKNo. : 13KZZD02

Block No.	Ref. No.	Note	Part No.	Description	Reqd. QTY			Serial No.	Parts catalogue code
					CRF 250L D	CRF 250L E	CRF 250M E		
F-2	1	T	37100-KZZ-902	METER ASSY., COMBINATION (KPH)	1	1	-	-----	BR, ED, F, KO, LA, PH, U
F-7	1	T	35010-KZZ-900	KEY SET .....	1	-	-	-----	BR, LA, PH, U
	2	T	35100-KZZ-901	SWITCH ASSY., COMBINATION & LOCK	1	-	-	-----	BR, LA, PH, U
F-10	2	T	61200-KZZ-900ZB	FENDER SUB ASSY., FR. *R292R*.....EXTREME RED	1	1	1	-----	BR, E, ED, F, LA, PH, U
F-17	4	T	43150-KZZ-902	CALIPER SUB ASSY., RR. (NISSIN)	1	1	-	-----	BR, KO, LA
	9	T	43108-KSP-B51	SPRING, PAD (NISSIN) .....	1	1	-	-----	BR, KO, LA
F-32	3	T	40540-KYJ-902	CHAIN, DRIVE (DID520VF-120ZB) (STANDARD LINK 106L)	1	1	1	-----	2ED, 3E, BR, E, ED, F, KO, LA, U
	4	T	40545-KYJ-902	JOINT, DRIVE CHAIN (DAIDO) ....	1	1	1	-----	2ED, 3E, BR, E, ED, F, KO, LA, U
F-33	1	T	52400-KZZ-941	CUSHION ASSY., RR. (SHOWA) ....	1	-	-	-----	BR
	8	T	87516-KFC-900	LABEL, RR. DAMPER CAUTION (PORTUGUESE)	1	-	-	-----	BR
F-34	7	E	80150-KZZ-306	*PARTS NO. DELETION					
F-36	2	E	33704-KZZ-B11	*PARTS NO. DELETION					
	12	T	84701-KZZ-900	BRACKET, NUMBER PLATE .....	1	-	-	-----	BR, LA, U
F-37	1	T	31500-MCG-014	BATTERY (YTX7L-BS) (TIANJIN YUASA)	1	-	-	-----	BR

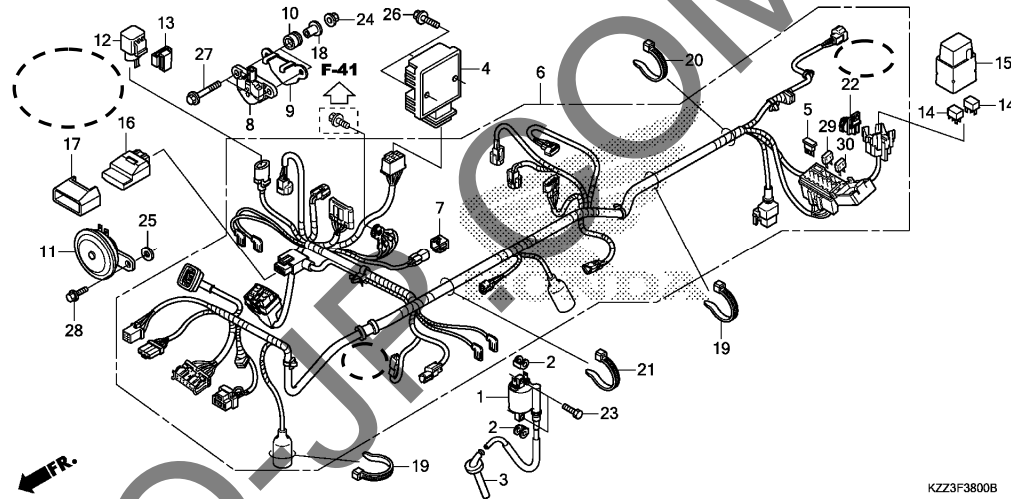
NOTE A:PART NO. CHANGE D:NEWLY PROVIDED E:PART NO.DELETION K:REQUIRED NO. CORRECTION L:APPLICATION SERIAL NO. CORRECTION  
M:PART DESCRIPTION CORRECTION T:APPLICATION CORRECTION Z:REMARKS CHANGE

PARTS CATALOGUE NEWS

BOOKNo. : 13KZZD02

Block No.	Ref. No.	Note	Part No.	Description	Reqd. QTY			Serial No.	Parts catalogue code
					CRF D	CRF 250L E	CRF 250M E		

F-38 WIRE HARNESS



F-38	6	E	32100-KZZ-B10	*PARTS NO. DELETION					
	7	E	32606-MEL-D01	*PARTS NO. DELETION					
	16	T	38770-KZZ-942	PGM-FI UNIT	1	-	-	-----	BR
	30	T	98200-41000	FUSE, MINI (10A)	6	6	6	-----	2ED, 3E, BR, E, ED, F, KO, LA, PH, U
	31	E	31700-MM8-610	*PARTS NO. DELETION					
	32	E	32146-S84-003	*PARTS NO. DELETION					
	33	E	38200-KZZ-B10	*PARTS NO. DELETION					
	34	E	38501-KSS-B31	*PARTS NO. DELETION					
	35	E	38502-KT1-901	*PARTS NO. DELETION					
F-38-30	1	E	31500-KVS-A01	*PARTS NO. DELETION					
	2	E	38910-KZZ-B10	*PARTS NO. DELETION					
	3	E	38912-KZZ-B10	*PARTS NO. DELETION					

NOTE A:PART NO. CHANGE D:NEWLY PROVIDED E:PART NO.DELETION K:REQUIRED NO. CORRECTION L:APPLICATION SERIAL NO. CORRECTION  
M:PART DESCRIPTION CORRECTION T:APPLICATION CORRECTION Z:REMARKS CHANGE

PARTS CATALOGUE NEWS

BOOKNo. : 13KZZD02

Block No.	Ref. No.	Note	Part No.	Description	Reqd. QTY			Serial No.	Parts catalogue code	
					CRF 250L D	CRF 250L E	CRF 250M E			
	4	E	38912-MGS-730	*PARTS NO. DELETION						
	5	E	38913-MGS-730	*PARTS NO. DELETION						
	6	E	38917-KVS-A01	*PARTS NO. DELETION						
	7	E	38918-KZZ-B10	*PARTS NO. DELETION						
	8	E	38920-KZZ-940	*PARTS NO. DELETION						
	9	E	38930-KZZ-B10	*PARTS NO. DELETION						
	10	E	80117-KZZ-B10	*PARTS NO. DELETION						
	11	E	83645-GG0-000	*PARTS NO. DELETION						
	12	E	90660-SB2-000	*PARTS NO. DELETION						
	13	E	93913-15420	*PARTS NO. DELETION						
F-41	1	T	19010-KZZ-941	RADIATOR COMP. (T. RAD) .....	1	-	-	-----	-----	BR, LA
	8	T	19045-KYJ-641	CAP COMP., RADIATOR .....	1	-	-	-----	-----	BR, LA
	10	T	19055-MV9-891	SEAL, RADIATOR CAP .....	1	-	-	-----	-----	BR, LA

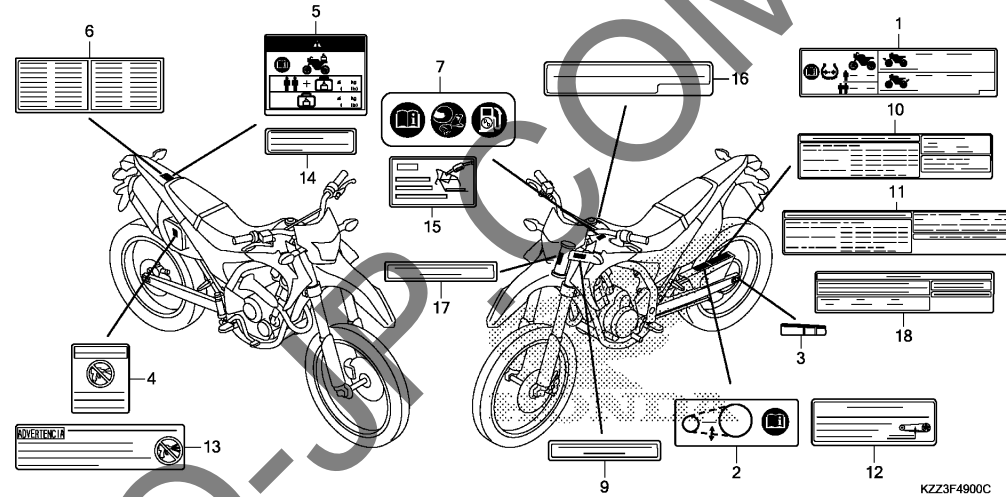
NOTE A:PART NO. CHANGE D:NEWLY PROVIDED E:PART NO.DELETION K:REQUIRED NO. CORRECTION L:APPLICATION SERIAL NO. CORRECTION  
M:PART DESCRIPTION CORRECTION T:APPLICATION CORRECTION Z:REMARKS CHANGE

PARTS CATALOGUE NEWS

BOOKNo. : 13KZZD02

Block No.	Ref. No.	Note	Part No.	Description	Reqd. QTY			Serial No.	Parts catalogue code
					CRF 250L D	CRF 250L E	CRF 250M E		

F-49 CAUTION LABEL



F-49	8	E	87100-KVS-A00	*PARTS NO. DELETION					
	9	T	87125-GB0-900	PLATE, NAME	1	-	-	-----	BR
	10	T	87505-KZZ-940	LABEL, TIRE	1	-	-	-----	BR
	12	T	87507-MAT-B40	LABEL, DRIVE CHAIN (PORTUGUESE)	1	-	-	-----	BR
	13	T	87509-KWG-B00	LABEL, AIR CLEANER ELEMENT NOTICE (PORTUGUESE)	1	-	-	-----	BR
	14	T	87560-KCH-630	LABEL, DRIVE (PORTUGUESE)	1	-	-	-----	BR
	15	T	87562-GFP-900	MARK, REFUEL CAUTION (PORTUGUESE)	1	-	-	-----	BR

NOTE A:PART NO. CHANGE D:NEWLY PROVIDED E:PART NO.DELETION K:REQUIRED NO. CORRECTION L:APPLICATION SERIAL NO. CORRECTION  
M:PART DESCRIPTION CORRECTION T:APPLICATION CORRECTION Z:REMARKS CHANGE

June 02, 2013



# PARTS CATALOGUE NEWS

Honda Motor Co., Ltd.  
Customer Service Technology Development Division

## PARTS CATALOGUE - CORRECTED

Printed in Japan

CODE NO.	13KZZD02
PARTS CATALOGUE NEWS	CRF250L/M CRF250LD/E CRF250ME
NEWS NO.	002

(TH-KD)KZZ

YUMBO-JP.COM

NOTE A:PART NO. CHANGE D:NEWLY PROVIDED E:PART NO.DELETION K:REQUIRED NO. CORRECTION L:APPLICATION SERIAL NO. CORRECTION  
M:PART DESCRIPTION CORRECTION T:APPLICATION CORRECTION Z:REMARKS CHANGE

**\*Applicable frame serial No.—Corrected\***

Model	Area code	Type	Applicable engine serial No.	Applicable frame serial No.	Applicable throttle body identification No.
CRF250Ld	BR	Brazil	MD38E-1000001~1099999	MLHMD389*D5000001~D5099999	GQ32A A
	E	England	MD38E-2000001~2099999	MLHMD38A*D5000001~D5099999	
	ED	European direct sales			
	F	France			
	LA	Latin America	MD38E-1000001~1099999	MLHMD389*D5000001~D5099999	
	PH	Philippines	MD38E-2000001~2099999	MLHMD38U*D5000001~D5099999	
	U	Australia			
CRF250LE	KO	Korea	MD38E-2100001~	<b>MLHMD38K*D5000001~</b>	GQ32A A
CRF250ME	2ED	European direct sales	MD38E-2100001~	<b>MLHMD38B*E5000001~</b>	GQ32A A
	3E	England			
	E				
	ED	European direct sales			

NOTE A:PART NO. CHANGE D:NEWLY PROVIDED E:PART NO.DELETION K:REQUIRED NO. CORRECTION L:APPLICATION SERIAL NO. CORRECTION  
M:PART DESCRIPTION CORRECTION T:APPLICATION CORRECTION Z:REMARKS CHANGE



# PARTS CATALOGUE NEWS

Honda Motor Co., Ltd.  
Customer Service Technology Development Division

## PARTS CATALOGUE - CORRECTED

Printed in Japan

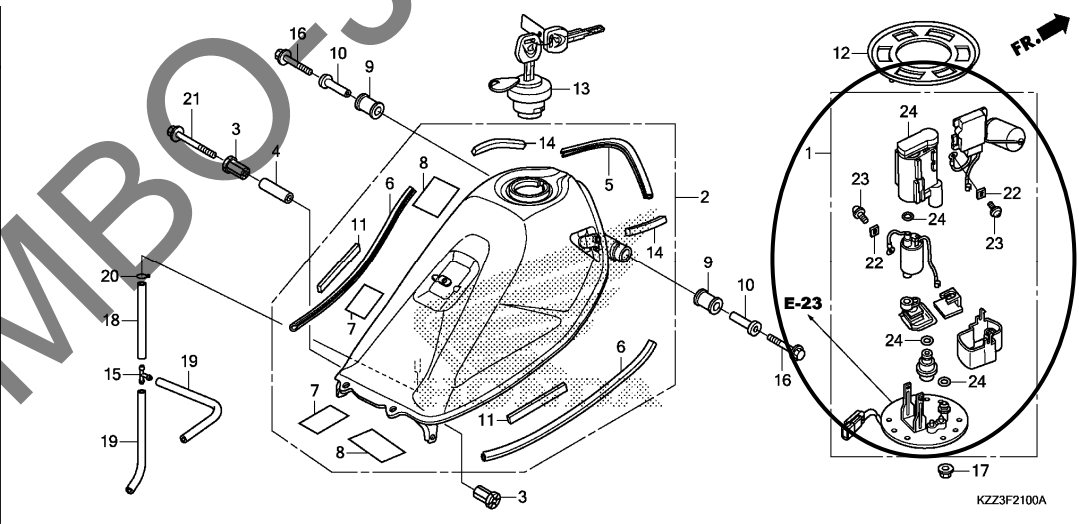
CODE NO.	13KZZD02
PARTS CATALOGUE NEWS	CRF250L/M CRF250LD/E CRF250ME
NEWS NO.	003

(TH-KD)KZZ

Block No.	Ref. No.	Note	Part No.	Description	Reqd. QTY			Serial No.	Parts catalogue code
					CRF 250L D	CRF 250L E	CRF 250M E		

### F-21 FUEL TANK

Ref. No.	(Relative ref. Number)	Description	FRT
24	3101C7	FILTER, FUEL .....	0.7



F-21	22	D	16711-MGS-D31	STOPPER. ....	2	2	2		
	23	D	16712-MGS-D31	SCREW, 4X6.6. ....	2	2	2		

NOTE A:PART NO. CHANGE D:NEWLY PROVIDED E:PART NO. DELETION K:REQUIRED NO. CORRECTION L:APPLICATION SERIAL NO. CORRECTION  
M:PART DESCRIPTION CORRECTION T:APPLICATION CORRECTION Z:REMARKS CHANGE

PARTS CATALOGUE NEWS

BOOKNo. : 13KZZD02

Block No.	Ref. No.	Note	Part No.	Description	Reqd. QTY			Serial No.	Parts catalogue code
					CRF 250L D	CRF 250L E	CRF 250M E		
	24	D	16730-MGS-D31	FILTER ASSY., FUEL.....	1	1	1		

YUMBO-JP.COM

NOTE A:PART NO. CHANGE D:NEWLY PROVIDED E:PART NO. DELETION K:REQUIRED NO. CORRECTION L:APPLICATION SERIAL NO. CORRECTION  
M:PART DESCRIPTION CORRECTION T:APPLICATION CORRECTION Z:REMARKS CHANGE