

GOLD WING

GL1800_g
GL1800_A
GL1800_c

PARTS CATALOGUE

3

YUMBO-JP.COM

FOREWORD INDEX

1

ENGINE GROUP

2

FRAME GROUP

3

PART NUMBER INDEX

4

PART NAME INDEX

5

YUMBO-JP.COM

Instruction for use of parts catalogue

- **This parts catalogue has been created as of October 01, 2011.**
 - Since this date, the sales practice for repair parts may have been changed or the parts may have been eliminated (listed for those not for sale).
 - The modified information is reflected on the latest Electronic Parts Catalogue (EPC).
Also, refer to the parts catalogue news for any change.
 - See the parts catalogue news for any revision that is made after October 01, 2011.
- **Always specify the part number when ordering a part.**
 - Check the model, type, serial numbers, color, maker, and the size as needed before ordering a part.
 - Note that the illustrations (part drawings) can differ from the actual parts in shape.
They are given just to help you to refer to the parts.
- **When modifications or additions to this parts catalogue are made, a revised edition will be issued at an appropriate time, with successively progressing revision numbers on the cover. We recommend obtaining such revisions in order to keep your parts catalogue up-to-date at all times. To check whether a parts catalogue revision has been issued, please contact your Honda distributor.**

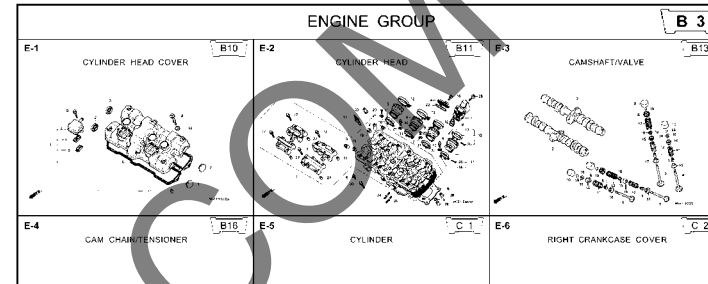
Initial version issue date
October 01, 2008
Honda Motor Co., Ltd.

CONTENTS

	Page	Address No.	
● Instruction for use of parts catalogue	1	B 1	1
● How to refer to the part information	2	B 2	
● Part catalogue structure	3	B 3	
● When the parts were revised	4	B 4	
● Abbreviations used in the parts catalogue	4	B 4	
● Part block and serial number check	5	B 5	
● Color label attachment position check	5	B 5	
● Models, parts catalogue codes and applicable serial numbers	6	B 6	
● Color label	9	B 9	
● Color chart	10	B10	
● Fuel hose, general purpose hoses and vinyl hose	66	F 2	
● FLAT RATE SERVICE TIME	70	F 6	
● Illustrated index	75	F11	
● ENGINE GROUP	88	H 1	2
● FRAME GROUP	135	K 1	3
● PART NO. INDEX	309	2-I 1	4
● PART NAME INDEX	324	2-J 1	5

How to refer to the part information

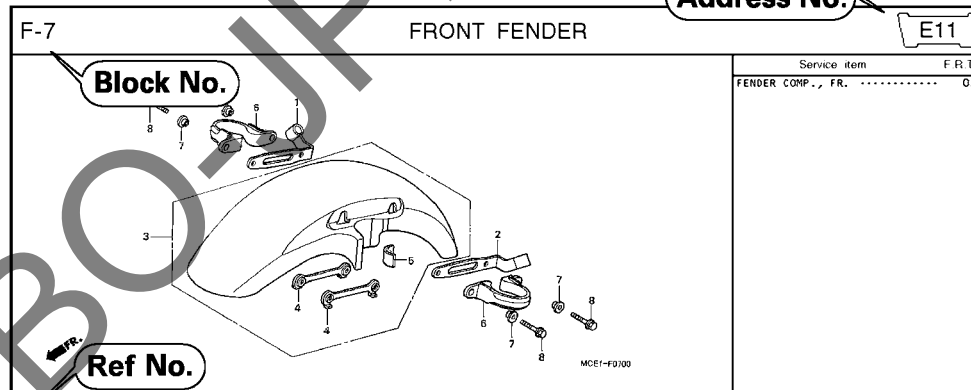
A Reference with "Illustrated index"



B Reference with "Part number index"

PART NO. INDEX							
Part Number	Address	Page	Ref.	Part Number	Address	Page	Ref.
04000				13323-MY9-751	C12	28	10
04911-MCE-000	C10	26	1	13324-MY9-751	C12	28	10
				13325-MY9-751	C12	28	10
				13327-MY9-751	C12	28	10
06000				14000			
06405-MY9-P00	F13	67	3	14100-MCE-000	B13	13	2
06405-MY9-P10	F13	67	3	14200-MCE-000	B13	13	3
06410-MY9-860	F2	56	1	14321-MCE-000	B16	16	2
06435-MCE-006	F1	55	1	14401-MCE-003	B16	16	3
06451-769-405	E13	51	2	14510-MBE-000	B16	16	4
06451-443-405	F1	55	2	14520-MY9-691	B16	16	5
06451-MA7-405	E13	51	1	14524-MY9-690	B16	16	6
06455-MCE-006	E13	51	3	14546-MCE-000	B16	16	7
				14620-MY9-691	B16	16	8
11000				14711-MCE-000	B13	13	4
11210-MCE-000	C9	25	1	14712-MCE-000	B13	13	5
11330-MCE-305	C2	18	1	14721-MCE-000	B13	13	6
11333-KT8-000	C6	22	1	14722-MCE-000	B13	13	7
11335-MCE-000	C2	18	2	14730-MCE-000	B13	13	8
11360-MCE-000	C7	23	1	14731-MCE-000	B13	13	9
11365-MCE-000	C7	23	2	14731-MY9-751	B13	13	10
11396-MY9-000	C2	18	3	14751-KY2-000	B13	13	11
11631-MCE-000	C5	21	1	14751-MCE-000	B13	13	12
11691-MY9-000	C5	21	2	14761-MCE-000	B13	13	13

Address No.



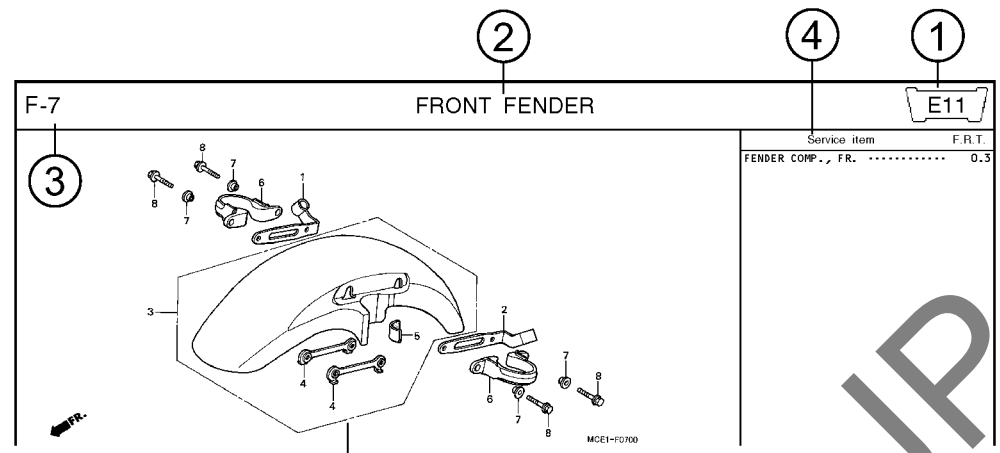
C Reference with "Part name index"

PART NAME INDEX							
Part name	Address	Page	Ref.	Part name	Address	Page	Ref.
[A]				BOLT , CHANG I			
ADJUSTER , CHAIN	F13	67	5	BOLT , CLUTC H			
ARM COMP. , SEA R CHANGE	F10	64	3	BOLT , CONNECT			
ARM , L. MAIN STEP	F11	65	8	BOLT , DISK S.			
ARM , L. PILLI O STEP	F11	65	12	BOLT , DRAIN I			
ARM , R. MAIN STEP	F11	65	5	BOLT , FLANG E			
ARM , R. PILLI O STEP	F11	65	11	BOLT , FLANG E			
AUT O DOC K ASSY. , FUEL	F4	58	2	BOLT , FLANG E			
AXLE , FR. WHEEL	E14	52	3	BOLT , FLANG E			
AXLE , RR. WHEEL	F2	56	5	BOLT , FLANG E			
[B]				BAG , AIR PRESSUR E GAUGE	F7	77	4
BAG , SERVICE BOOK	F7	77	7	BAG , SERVICE BOOK	F7	77	7
BAG , TOOL	F7	77	3	BAG , TOOL	F7	77	3
BALL , STEEL	F11	65	20	BALL , STEEL	F11	65	20
BAND A , INSULATOR	B11	11	11	BAND A , INSULATOR	B11	11	11
BAND B , INSULATOR	B11	11	12	BAND B , INSULATOR	B11	11	12
BAND , AIR CLEANER CONNECTING				BAND , AIR CLEANER CONNECTING			
BAND , U-LOCK	F8	62	22	BAND , U-LOCK	F8	62	22
BAND , WIRE	F16	70	5	BAND , WIRE	F16	70	5
	C10	26	14		C10	26	14
	E5	43	21		E5	43	21
	G4	74	1R		G4	74	1R

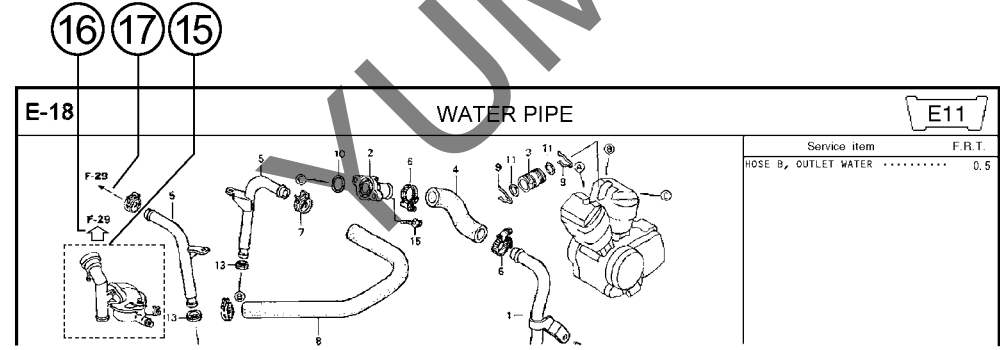
Ret No	Part No	Description	Reqd QTY	Serial No.	Parts catalogue code
			CR400 SFX SFY		
1	45156-MCE-000	CLAMPER, R. FR. BRAKE HOSE	1 1		
2	45157-MCE-000	CLAMPER, L. FR. BRAKE HOSE	1 1		
3	61100-MCE-000A	FENDER COMP., FR. *NH411*FORCE SILVER METALLIC	1 -		3J,4J
			- 1		
	61100-MCE-000B	*PB284C*...CANDY PHOENIX BLUE	1 -		J,2J
4	61101-MCE-000	PLATE, FR. FENDER	2 2	1008000	
	61101-MCE-010	PLATE, FR. FENDER	2 2		
5	61102-MCE-300	CUSHION, FR. FENDER (BLACK)	2 2	1008001	
6	61105-MCE-000	STAY, FR. FENDER MOUNTING	2 2		
7	61107-MR7-000	COLLAR (6.5)	4 4		
8	96001-06020-00	BOLT, FLANGE, 6X20	4 4		

Page No.

Part catalogue structure




Ref. No.	Part No.	Description	Reqd. QTY		Serial No.	Parts catalogue code
			CB400 SFX	SFY		
1	45156-MCE-000	CLAMPER, R. FR. BRAKE HOSE ..	1	1		
2	45157-MCE-000	CLAMPER, L. FR. BRAKE HOSE ..	1	1		
3	61100-MCE-000ZA	FENDER COMP., FR. *NH411M*FORCE SILVER METALLIC	1	-	3J, 4J	
	61100-MCE-000ZB	*PB284C*...CANDY PHOENIX BLUE	1	-	J, 2J	
4	61101-MCE-000	PLATE, FR. FENDER	2	2	1008000	
	61101-MCE-010	2	2	1008001	
5	61102-MCE-300	CUSHION, FR. FENDER	2	2		
		(BLACK)				




- ① **Address number**
 - Address No. is provided (in place of the page No.) to help you refer to the part with the part No. or part name.
- ② **Block title**
- ③ **Block number**
- ④ **Service item/Flat rate time**
- ⑤ **Reference number**
 - Title number marked with the parenthesis or parentheses indicates that it continues from the previous page.
- ⑥ **Part number**
- ⑦ **Honda color code**
- ⑧ **Description**
- ⑨ **Assemblies**
 - Sections framed with broken lines in the exploded view drawings are available as complete assemblies. (Their individual parts can also be obtained.)
- ⑩ **Color description**
- ⑪ **Note**
 - Notes are shown with the parentheses in the part name column.
- ⑫ **Required quantity**
 - Reqd. QTY shown in the parenthesis or parentheses indicates the optional part.
 - Reqd. QTY marked with "N" indicates the optional part that should be selected as needed.
 - Reqd. QTY indicates the number of the part used in the block.
- ⑬ **Serial number**
- ⑭ **Parts catalogue code**
 - When the parts catalogue code column is blank, it indicates that the part is applicable to all codes.
- ⑮ **[Dotted line]**
 - Parts enclosed within a dotted line [] are covered in a different block.
- ⑯ **[Hollow arrow]**
 - A hollow arrow [] indicates the block No. for the parts enclosed within a dotted line [] .
- ⑰ **[Solid arrow]**
 - A solid arrow [] indicates the block No. the part in question is connected to.

When the parts were revised



Abbreviations used in the parts catalogue



Ref. No.	Part No.	Description	Reqd. QTY		Serial No.
			CB400	SFX SFY	
1	45156-MCE-000	CLAMPER, R. FR. BRAKE HOSE ..	1	1	
2	45157-MCE-000	CLAMPER, L. FR. BRAKE HOSE ..	1	1	
3	61100-MCE-000ZA	FENDER COMP., FR. *NH411M*FORCE SILVER METALLIC	1	-	-----3J,4J
	61100-MCE-000ZB	*PB284C*...CANDY PHOENIX BLUE	1	-	-----J,2J
4	61101-MCE-000	PLATE, FR. FENDER (###).....	2	2	-----1008000
	61101-MCE-010	2	2	-----1008001
5	61102-MCE-300	CUSHION, FR. FENDER (BLACK)	2	2	
6	61105-MCE-000	STAY, FR. FENDER MOUNTING ...	2	2	
7	61107-MR7-000	COLLAR (6.5)	4	4	
8	96001-06020-00	BOLT, FLANGE, 6X20	4	4	

The number has been used from the initial model without revision.

When shown at the left side, it is applicable to the models of No.1008001 and the subsequent numbers.

When shown at the right side, it is applicable to the models up to No.1008000.

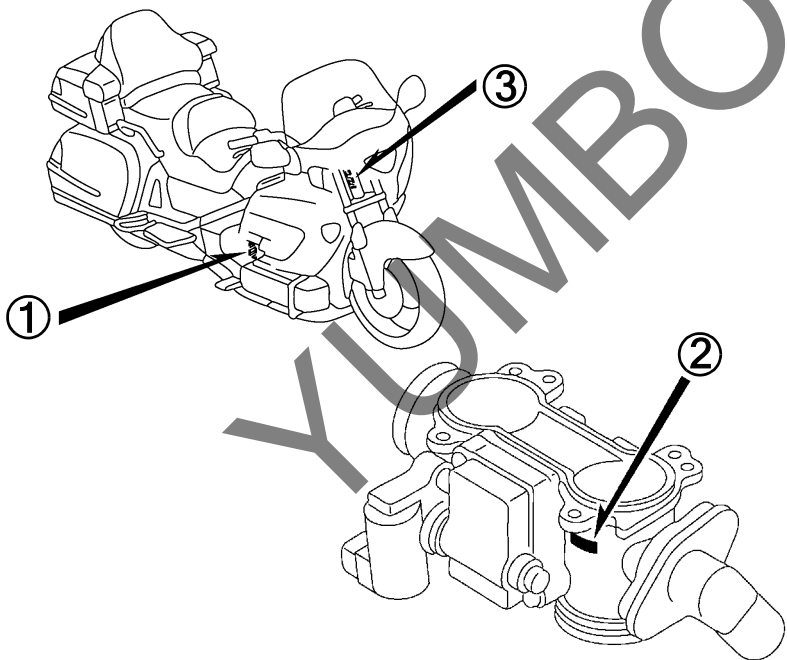
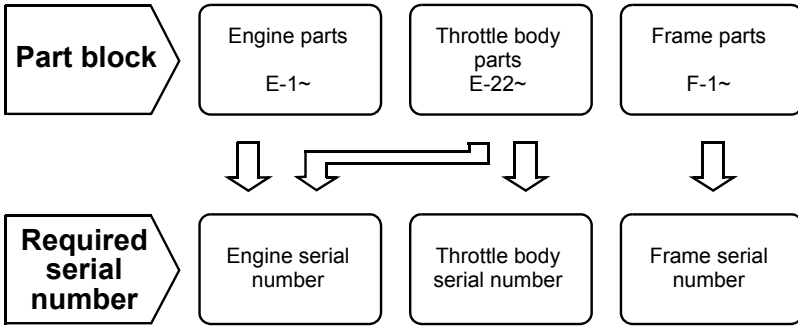
The parts listed with "###" at the end of the parts name have limited supply period (parts not for sale).

* "L." or "R." in the description of a part stands for the LEFT hand side or the RIGHT hand side. Determine the left or right as if you were in the motorcycle seat.


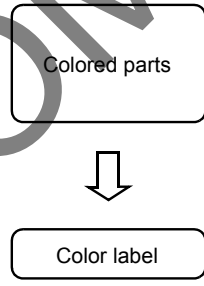
The following abbreviations are used in this parts catalogue.

- | | |
|---|----------------------------------|
| A Ampere | L.Left |
| ABS Anti-lock brake system | L (100L) .Link (100 Links) |
| A.C. Alternating current | L.E.D.Light emitted diode |
| A.M. Attaching mark | MMMillimeter |
| ASSY. Assembly | MPHMiles per hour |
| C.D.I. Capacitive discharge ignition | R.Right |
| COMP. ... Complete | RR.Rear |
| D.C. Direct current | STD.Standard |
| EX. Exhaust | T (22T) ...Tooth (22 Teeth) |
| FR. Front | TCSTraction control system |
| G Gram | T.M. Transcript mark |
| HEX. Hexagonal | VVolt |
| IN. Inlet | WWatt |
| KPH Kilometers per hour | WLWith labelling |
| | WOLWithout labelling |

Part block and serial number check



Color label attachment position check



Models, parts catalogue codes and applicable serial numbers

Models, parts catalogue codes and applicable serial Nos. given in this parts catalogue can be identified as follows.
Parts with parts catalogue codes are exclusive for models destined for countries designated.
If no area codes are listed, parts are for common use.

Model	Area code	Type	Applicable engine serial No.	Applicable frame serial No.	Applicable throttlebody identification No.
GL1800g	BR	Brazil	SC47E-2700001~2799999	1HFSC477*9A800001~9A899999	GQ68B A
	E	England	SC47E-2700001~2799999	1HFSC47A*9A800001~9A899999	
	ED	European direct sales	SC47E-2700001~2799999	1HFSC47A*9A800001~9A899999	
	F	France	SC47E-2700001~2799999	1HFSC47B*9A800001~9A899999	
	KO	Korea	SC47E-2700001~2799999	1HFSC47K*9A800001~9A899999	
	SI	Singapore	SC47E-2700001~2799999	1HFSC47T*9A800001~9A899999	
	U	Australia	SC47E-2700001~2799999	1HFSC47U*9A800001~9A899999	
	2ED	European direct sales	SC47E-2700001~2799999	1HFSC47N*9A800001~9A899999	
	2F	France	SC47E-2700001~2799999	1HFSC47P*9A800001~9A899999	
	2NZ	New Zealand	SC47E-2700001~2799999	1HFSC47U*9A850001~9A899999	
	2U	Australia	SC47E-2700001~2799999	1HFSC47U*9A850001~9A899999	
	3E	England	SC47E-2700001~2799999	1HFSC47N*9A800001~9A899999	

Model	Area code	Type	Applicable engine serial No.	Applicable frame serial No.	Applicable throttlebody identification No.
GL1800A	BR	Brazil	SC47E-2700001~2799999	1HFSC477*AA900001~AA999999	GQ68B A
	E	England	SC47E-2700001~2799999	1HFSC47A*AA900001~AA999999	
	ED	European direct sales	SC47E-2700001~2799999	1HFSC47A*AA900001~AA999999	
	F	France	SC47E-2700001~2799999	1HFSC47B*AA900001~AA999999	
	KO	Korea	SC47E-2700001~2799999	1HFSC47K*AA900001~AA999999	
	SI	Singapore	SC47E-2700001~2799999	1HFSC47T*AA900001~AA999999	
	U	Australia	SC47E-2700001~2799999	1HFSC47U*AA900001~AA999999	
	2ED	European direct sales	SC47E-2700001~2799999	1HFSC47N*AA900001~AA999999	
	2F	France	SC47E-2700001~2799999	1HFSC47P*AA900001~AA999999	
	2NZ	New Zealand	SC47E-2700001~2799999	1HFSC47U*AA950001~AA959999	
	2U	Australia	SC47E-2700001~2799999	1HFSC47U*AA950001~AA959999	
	3E	England	SC47E-2700001~2799999	1HFSC47N*AA900001~AA999999	

Model	Area code	Type	Applicable engine serial No.	Applicable frame serial No.	Applicable throttlebody identification No.
GL1800c	E	England	SC47E-5000001~	JH2SC68A*CK000001~	GQ68B A
	ED	European direct sales	SC47E-5000001~	JH2SC68A*CK000001~	
	F	France	SC47E-5000001~	JH2SC68B*CK000001~	
	KO	Korea	SC47E-5000001~	JH2SC68K*CK000001~	
	SI	Singapore	SC47E-5000001~	JH2SC68T*CK000001~	
	U	Australia	SC47E-5000001~	JH2SC68U*CK000001~	
	2ED	European direct sales	SC47E-5000001~	JH2SC68C*CK000001~	
	2F	France	SC47E-5000001~	JH2SC68D*CK000001~	
	2U	Australia	SC47E-5000001~	JH2SC68U*CK000001~	
	3E	England	SC47E-5000001~	JH2SC68C*CK000001~	

* Of carburetor/throttle body identification numbers, only the portions underlined in the example below are used for registration.


GQ68B A KC 7

Color label

- When ordering parts, check the model name, main color, and code by observing the “COLOR LABEL” on the vehicle.
- When ordering a colored part, use the color chart in the instruction for use of parts catalogue.

VFR800FIW
COLOR R-157
CODE R157

		MODEL		VFR800FIW					
		COLOR		Sparkling silver metallic	Mute black metallic	Applicable model			
No.	CODE			NH-295M	NH-359M	Initial applicable model	Final applicable model	Applicable block No.	Re
		Name of colored parts	Basic part No.	NH295	NH359				
1									
2									
3									
4									
5									
6									
7									
8									
9									
10									



Color chart

- When ordering a colored part, refer to the chart below and use a part number consisting of the relevant basic part number to which has been added a part color code.

GOLD WING (GL1800g).....BR

No.	MODEL		GL18009					
	COLOR		Pewter silver metallic	Monterey blue metallic	Applicable model		Applicable block No.	Ref. No.
	CODE		NH-A54M	B-205M	Initial applicable model	Final applicable model		
	Name of colored parts	Basic part No.	NHA54	B205				
1	BODY COMP., FRAME	50100-MCA-A80	ZA	ZA			F-39	3
2	BODY, L. ARMREST	82410-MCA-A60	ZA	ZA			F-45	46
3	BODY, L. SADDLEBAG	81411-MCA-A60	ZQ	ZP			F-46	23
4	BODY, R. ARMREST	82310-MCA-A60	ZA	ZA			F-45	42
5	BODY, R. SADDLEBAG	81211-MCA-A60	ZQ	ZP			F-46	5
6	BOX, TRUNK	81111-MCA-000	YF	YE			F-45	9
7	CAP, FR. SHELTER	83161-MCA-H50	ZA	ZA			F-19-1	30
8	CAP, L. TRUNK POCKET	82208-MCA-A60	ZA	ZA			F-45	37
9	CENTER ASSY., FR. SHELTER	83150-MCA-A80	ZB	ZB			F-19-1	23
10	CENTER COMP., TOP SHELTER	83170-MCA-A80	ZP	ZN			F-19-1	34
11	CLIP, PANEL FIXING	91549-MW0-790	ZA	ZA			F-19-1	55
12	CLIP, PANEL FIXING	91549-MW0-790	ZA	ZA			F-33	21
13	CLIP, PANEL FIXING	91549-MW0-790	ZA	ZA			F-42	30
14	COVER A, L. ARMREST	82420-MCA-A60	ZA	ZA			F-45	47
15	COVER A, R. ARMREST	82320-MCA-A60	ZA	ZA			F-45	43
16	COVER ASSY., L. SPEAKER	64245-MCA-A60	ZA	ZA			F-2	5
17	COVER ASSY., R. SPEAKER	64235-MCA-A60	ZA	ZA			F-2	3
18	COVER B, L. ARMREST	82430-MCA-A60	ZA	ZA			F-45	48
19	COVER B, R. ARMREST	82330-MCA-A60	ZA	ZA			F-45	44
20	COVER SET, L. SIDE	83700-MCA-000	YE	YD			F-23	7
21	COVER SET, R. SIDE	83600-MCA-000	YE	YD			F-23	4
22	COVER, L. PILLION STEP HOLDER	50741-MCA-000	ZA	ZA			F-39	9
23	COVER, L. PILLION STEP UNDER	50817-MCA-000	ZA	ZA			F-26	19

GOLD WING (GL1800g).....BR

No.	MODEL		GL18009					
	COLOR		Pewter silver metallic	Monterey blue metallic	Applicable model		Applicable block No.	Ref No.
	CODE		NH-A54M	B-205M	Initial applicable model	Final applicable model		
	Name of colored parts	Basic part No.	NHA54	B205				
24	COVER, L. PIVOT PLATE	50415-MCA-000	ZA	ZA			F-39	7
25	COVER, L. POCKET	64425-MCA-A60	ZB	ZB			F-43	17
26	COVER, L. WELD BEAD	83713-MCA-000	ZB	ZB			F-39	13
27	COVER, R. PILLION STEP HOLDER	50740-MCA-000	ZA	ZA			F-39	8
28	COVER, R. PILLION STEP UNDER	50717-MCA-000	ZA	ZA			F-26	12
29	COVER, R. PIVOT PLATE	50410-MCA-000	ZA	ZA			F-39	6
30	COVER, R. WELD BEAD	83613-MCA-000	ZB	ZB			F-39	12
31	COVER, TRUNK LOWER	81141-MCA-000	YF	YE			F-45	15
32	COWL, FR. CENTER	64216-MCA-000	YF	YE			F-42	3
33	COWL, FR. LOWER	64302-MCA-000	ZA	ZA			F-42	12
34	COWL, L. SIDE	64292-MCA-010	YF	YE			F-42	8
35	COWL, R. SIDE	64282-MCA-010	YF	YE			F-42	4
36	CUSHION, L. ARMREST	82440-MCA-A60	ZA	ZA			F-45	49
37	CUSHION, R. ARMREST	82340-MCA-A60	ZA	ZA			F-45	45
38	FENDER A, FR.	61101-MCA-000	YF	YE			F-10	2
39	FENDER A, RR.	80100-MCA-000	YE	YD			F-30-1	4
40	FENDER B, FR.	61103-MCA-A80	ZP	ZN			F-10	3
41	GARNISH SET, SCREEN	64120-MCA-A60	ZN	ZM			F-41	10
42	GRIP, L. PASSENGER	84155-MCA-000	ZA	ZA			F-20	7
43	GRIP, R. PASSENGER	84150-MCA-000	ZA	ZA			F-20	6
44	HINGE, L. POCKET	64412-MCA-A60	ZA	ZA			F-43	12
45	HOUSING, L.	88122-MCA-000	YD	YC			F-31	12
46	HOUSING, R.	88112-MCA-000	YD	YC			F-31	9
47	LEVER, TRUNK POCKET	82160-MCA-A60	ZA	ZA			F-45	34
48	LID SET, TRUNK	81125-MCA-A60	ZU	ZT			F-45	11
49	LID, L. SADDLEBAG	81421-MCA-000	YF	YE			F-46	24
50	LID, L. TRUNK POCKET	82220-MCA-A60	ZA	ZA			F-45	40

GOLD WING (GL1800g).....BR

No.	MODEL		GL18009					Applicable block No.	Ref No.
	COLOR		Pewter silver metallic	Monterey blue metallic	Applicable model				
	CODE		NH-A54M	B-205M	Initial applicable model	Final applicable model			
	Name of colored parts	Basic part No.	NHA54	B205					
51	LID, R. SADDLEBAG	81221-MCA-000	YF	YE			F-46	6	
52	LID, R. TRUNK POCKET	82120-MCA-A60	ZA	ZA			F-45	30	
53	LID, SHELTER	83153-MCA-A80	ZP	ZN			F-19-1	24	
54	LOUVER, L. SIDE COWL	64295-MCA-000	YF	YE			F-42	9	
55	LOUVER, R. SIDE COWL	64285-MCA-000	YF	YE			F-42	5	
56	MIRROR ASSY., L. BACK	88120-MCA-D30	ZL	ZK			F-31	11	
57	MIRROR ASSY., R. BACK	88110-MCA-D30	ZL	ZK			F-31	8	
58	MODULE KIT, AIRBAG	06770-MCA-B40	ZB	ZB			F-54	1	
59	MOLDING, L. COWL TRIM	64214-MCA-000	YF	YE			F-19-1	17	
60	MOLDING, L. RR. SADDLEBAG	81471-MCA-000	YF	YE			F-46	32	
61	MOLDING, L. RR. SADDLEBAG LOWER	81482-MCA-000	YF	YE			F-46	34	
62	MOLDING, L. SADDLEBAG SIDE	81461-MCA-000	YF	YE			F-46	31	
63	MOLDING, L. SADDLEBAG SIDE LOWER	81481-MCA-000	YF	YE			F-46	33	
64	MOLDING, L. TRUNK SIDE	81162-MCA-000	YF	YE			F-45	17	
65	MOLDING, R. COWL TRIM	64204-MCA-000	YF	YE			F-19-1	16	
66	MOLDING, R. RR. SADDLEBAG	81271-MCA-000	YF	YE			F-46	14	
67	MOLDING, R. RR. SADDLEBAG LOWER	81282-MCA-000	YF	YE			F-46	17	
68	MOLDING, R. SADDLEBAG SIDE	81261-MCA-000	YF	YE			F-46	13	
69	MOLDING, R. SADDLEBAG SIDE LOWER	81281-MCA-000	YF	YE			F-46	16	
70	MOLDING, R. TRUNK SIDE	81161-MCA-000	YF	YE			F-45	16	
71	MOLDING, TRUNK CENTER	81163-MCA-000	YF	YE			F-45	18	
72	OUTER, L. TRUNK POCKET	82211-MCA-A60	ZA	ZA			F-45	38	
73	OUTER, R. TRUNK POCKET	82111-MCA-A60	ZA	ZA			F-45	28	
74	PANEL ASSY., METER	64240-MCA-A60	ZA	ZA			F-2	4	

GOLD WING (GL1800g).....BR

No.	MODEL		GL18009					
	COLOR		Pewter silver metallic	Monterey blue metallic	Applicable model		Applicable block No.	Ref No.
	CODE		NH-A54M	B-205M	Initial applicable model	Final applicable model		
	Name of colored parts	Basic part No.	NHA54	B205				
75	PROTECTOR ASSY., L. EX.	18455-MCA-A20	ZA	ZA			F-24	33
76	PROTECTOR ASSY., R. EX.	18355-MCA-A20	ZA	ZA			F-24	19
77	PROTECTOR SET, L. SIDE	83710-MCA-000	ZA	ZA			F-23	8
78	PROTECTOR SET, R. SIDE	83610-MCA-000	ZA	ZA			F-23	6
79	SEAT COMP., BACK	77500-MCA-A20	ZA	ZA			F-20	5
80	SEAT COMP., DOUBLE	77200-MCA-A20	ZA	ZA			F-20	1
81	SHELTER, L. FR.	83178-MCA-A80	ZB	ZB			F-19-1	39
82	SHELTER, L. TOP	83172-MCA-A80	ZP	ZN			F-19-1	36
83	SHELTER, R. FR.	83177-MCA-A80	ZB	ZB			F-19-1	38
84	SHELTER, R. TOP	83171-MCA-A80	ZP	ZN			F-19-1	35
85	SWITCH ASSY., LEVELING	35820-MCA-R61	ZA	ZA			F-19-1	10
86	VISOR A, METER PANEL	64255-MCA-R30	ZB	ZB			F-41	26
87	VISOR B, METER PANEL	64265-MCA-A60	ZA	ZA			F-41	27

GOLD WING (GL1800g).....E/ED/F

No.	MODEL		GL18009					Applicable block No.	Ref. No.
	COLOR		Pewter silver metallic	Bloodstone red metallic	Monterey blue metallic	Applicable model			
	CODE		NH-A54M	R-287M	B-205M	Initial applicable model	Final applicable model		
	Name of colored parts	Basic part No.	NHA54	R287	B205				
1	BODY COMP., FRAME	50100-MCA-D32	ZD	ZD	ZD			F-39	3
2	BODY, L. ARMREST	82410-MCA-A60	ZA	ZA	ZA			F-45	46
3	BODY, L. SADDLEBAG	81411-MCA-A60	ZQ	ZR	ZP			F-46	23
4	BODY, R. ARMREST	82310-MCA-A60	ZA	ZA	ZA			F-45	42
5	BODY, R. SADDLEBAG	81211-MCA-A60	ZQ	ZR	ZP			F-46	5
6	BOX, TRUNK	81111-MCA-000	YF	ZM	YE			F-45	9
7	CLIP, PANEL FIXING	91549-MW0-790	ZA	ZA	ZA			F-19	43
8	CLIP, PANEL FIXING	91549-MW0-790	ZA	ZA	ZA			F-33	21
9	CLIP, PANEL FIXING	91549-MW0-790	ZA	ZA	ZA			F-42	30
10	COVER A, L. ARMREST	82420-MCA-A60	ZA	ZA	ZA			F-45	47
11	COVER A, R. ARMREST	82320-MCA-A60	ZA	ZA	ZA			F-45	43
12	COVER ASSY., L. SPEAKER	64245-MCA-A60	ZA	ZA	ZA			F-2	5
13	COVER ASSY., R. SPEAKER	64235-MCA-A60	ZA	ZA	ZA			F-2	3
14	COVER B, L. ARMREST	82430-MCA-A60	ZA	ZA	ZA			F-45	48
15	COVER B, R. ARMREST	82330-MCA-A60	ZA	ZA	ZA			F-45	44
16	COVER SET, L. SIDE	83700-MCA-000	YE	ZM	YD			F-23	7
17	COVER SET, R. SIDE	83600-MCA-000	YE	ZM	YD			F-23	4
18	COVER, L. PILLION STEP HOLDER	50741-MCA-000	ZA	ZA	ZA			F-39	9
19	COVER, L. PILLION STEP UNDER	50817-MCA-000	ZA	ZA	ZA			F-26	19
20	COVER, L. PIVOT PLATE	50415-MCA-000	ZA	ZA	ZA			F-39	7
21	COVER, L. POCKET	64425-MCA-A60	ZB	ZB	ZB			F-43	17
22	COVER, L. WELD BEAD	83713-MCA-000	ZB	ZB	ZB			F-39	13
23	COVER, LOWER VENT ADJUSTER LEVER	83161-MCA-A70	ZA	ZA	ZA			F-19	28
24	COVER, R. PILLION STEP HOLDER	50740-MCA-000	ZA	ZA	ZA			F-39	8
25	COVER, R. PILLION STEP UNDER	50717-MCA-000	ZA	ZA	ZA			F-26	12
26	COVER, R. PIVOT PLATE	50410-MCA-000	ZA	ZA	ZA			F-39	6

GOLD WING (GL1800g).....E/ED/F

No.	MODEL		GL18009					Applicable block No.	Ref. No.
	COLOR		Pewter silver metallic	Bloodstone red metallic	Monterey blue metallic	Applicable model			
	CODE		NH-A54M	R-287M	B-205M	Initial applicable model	Final applicable model		
	Name of colored parts	Basic part No.	NHA54	R287	B205				
27	COVER, R. POCKET	64415-MCA-A60	ZB	ZB	ZB			F-43	14
28	COVER, R. WELD BEAD	83613-MCA-000	ZB	ZB	ZB			F-39	12
29	COVER, TRUNK LOWER	81141-MCA-000	YF	ZM	YE			F-45	15
30	COWL, FR. CENTER	64216-MCA-000	YF	ZM	YE			F-42	3
31	COWL, FR. LOWER	64302-MCA-000	ZA	ZA	ZA			F-42	12
32	COWL, L. SIDE	64292-MCA-010	YF	ZM	YE			F-42	8
33	COWL, R. SIDE	64282-MCA-010	YF	ZM	YE			F-42	4
34	CUSHION, L. ARMREST	82440-MCA-A60	ZA	ZA	ZA			F-45	49
35	CUSHION, R. ARMREST	82340-MCA-A60	ZA	ZA	ZA			F-45	45
36	FENDER A, FR.	61101-MCA-000	YF	ZM	YE			F-10	2
37	FENDER A, RR.	80100-MCA-000	YE	ZM	YD			F-30	2
38	FENDER B, FR.	61103-MCA-000	YF	ZM	YE			F-10	3
39	GARNISH SET, SCREEN	64120-MCA-A60	ZN	ZP	ZM			F-41	10
40	GRIP, L. PASSENGER	84155-MCA-000	ZA	ZA	ZA			F-20	7
41	GRIP, R. PASSENGER	84150-MCA-000	ZA	ZA	ZA			F-20	6
42	HEATED SEAT COMP., BACK	77500-MCA-A70	ZB	ZB	ZB			F-20	5
43	HINGE, L. POCKET	64412-MCA-A60	ZA	ZA	ZA			F-43	12
44	HINGE, R. POCKET	64411-MCA-A60	ZA	ZA	ZA			F-43	11
45	HOUSING, L.	88122-MCA-000	YD	ZE	YC			F-31	12
46	HOUSING, R.	88112-MCA-000	YD	ZE	YC			F-31	9
47	LEVER, TRUNK POCKET	82160-MCA-A60	ZA	ZA	ZA			F-45	34
48	LID COMP., L. EX. PIPE PROTECTOR	18435-MCA-A70	ZA	ZA	ZA			F-24-1	32
49	LID COMP., R. EX. PIPE PROTECTOR	18335-MCA-A70	ZA	ZA	ZA			F-24-1	17
50	LID SET, TRUNK	81125-MCA-A60	ZU	ZV	ZT			F-45	11
51	LID, L. SADDLEBAG	81421-MCA-000	YF	ZM	YE			F-46	24
52	LID, L. TRUNK POCKET	82220-MCA-A60	ZA	ZA	ZA			F-45	40

GOLD WING (GL1800g).....E/ED/F

No.	MODEL		GL18009					Applicable block No.	Ref. No.
	COLOR		Pewter silver metallic	Bloodstone red metallic	Monterey blue metallic	Applicable model			
	CODE		NH-A54M	R-287M	B-205M	Initial applicable model	Final applicable model		
	Name of colored parts	Basic part No.	NHA54	R287	B205				
53	LID, R. SADDLEBAG	81221-MCA-000	YF	ZM	YE			F-46	6
54	LID, R. TRUNK POCKET	82120-MCA-A60	ZA	ZA	ZA			F-45	30
55	LID, SHELTER	83153-MCA-000	YF	ZM	YE			F-19	23
56	LOUVER, L. SIDE COWL	64295-MCA-000	YF	ZM	YE			F-42	9
57	LOUVER, R. SIDE COWL	64285-MCA-000	YF	ZM	YE			F-42	5
58	MIRROR ASSY., L. BACK	88120-MCA-D30	ZL	ZM	ZK			F-31	11
59	MIRROR ASSY., R. BACK	88110-MCA-D30	ZL	ZM	ZK			F-31	8
60	MOLDING, L. COWL TRIM	64214-MCA-000	YF	ZM	YE			F-19	12
61	MOLDING, L. RR. SADDLEBAG	81471-MCA-000	YF	ZM	YE			F-46	32
62	MOLDING, L. RR. SADDLEBAG LOWER	81482-MCA-000	YF	ZM	YE			F-46	34
63	MOLDING, L. SADDLEBAG SIDE	81461-MCA-000	YF	ZM	YE			F-46	31
64	MOLDING, L. SADDLEBAG SIDE LOWER	81481-MCA-000	YF	ZM	YE			F-46	33
65	MOLDING, L. TRUNK SIDE	81162-MCA-000	YF	ZM	YE			F-45	17
66	MOLDING, R. COWL TRIM	64204-MCA-000	YF	ZM	YE			F-19	11
67	MOLDING, R. RR. SADDLEBAG	81271-MCA-000	YF	ZM	YE			F-46	14
68	MOLDING, R. RR. SADDLEBAG LOWER	81282-MCA-000	YF	ZM	YE			F-46	17
69	MOLDING, R. SADDLEBAG SIDE	81261-MCA-000	YF	ZM	YE			F-46	13
70	MOLDING, R. SADDLEBAG SIDE LOWER	81281-MCA-000	YF	ZM	YE			F-46	16
71	MOLDING, R. TRUNK SIDE	81161-MCA-000	YF	ZM	YE			F-45	16
72	MOLDING, TRUNK CENTER	81163-MCA-000	YF	ZM	YE			F-45	18
73	OUTER, L. TRUNK POCKET	82211-MCA-A60	ZA	ZA	ZA			F-45	38
74	OUTER, R. TRUNK POCKET	82111-MCA-A60	ZA	ZA	ZA			F-45	28
75	PANEL ASSY., METER	64240-MCA-H00	ZA	ZA	ZA			F-2	4
76	PROTECTOR ASSY., L. EX. PIPE	18430-MCA-A70	ZA	ZA	ZA			F-24-1	31

GOLD WING (GL1800g).....E/ED/F

No.	MODEL		GL18009						Applicable block No.	Ref. No.
	COLOR		Pewter silver metallic	Bloodstone red metallic	Monterey blue metallic	Applicable model				
	CODE		NH-A54M	R-287M	B-205M	Initial applicable model	Final applicable model			
	Name of colored parts	Basic part No.	NHA54	R287	B205					
77	PROTECTOR ASSY., R. EX. PIPE	18330-MCA-A70	ZA	ZA	ZA			F-24-1	14	
78	PROTECTOR SET, L. SIDE	83710-MCA-000	ZA	ZA	ZA			F-23	8	
79	PROTECTOR SET, R. SIDE	83610-MCA-000	ZA	ZA	ZA			F-23	6	
80	SEAT COMP., DOUBLE HEATED	77200-MCA-A70	ZB	ZB	ZB			F-20	1	
81	SHELTER ASSY., FR.	83150-MCA-H50	ZA	ZA	ZA			F-19	21	
82	SHELTER, TOP	83152-MCA-000	YF	ZM	YE			F-19	22	
83	VISOR A, METER PANEL	64255-MCA-R30	ZB	ZB	ZB			F-41	26	
84	VISOR B, METER PANEL	64265-MCA-A60	ZA	ZA	ZA			F-41	27	



YUMBO-JP.COM

GOLD WING (GL1800g).....KO/SI/2NZ/2U

No.	MODEL		GL18009							Applicable block No.	Ref. No.
	COLOR		Pewter silver metallic	Bloodstone red metallic	Mesquite brown metallic	Monterey blue metallic	Columbia blue metallic	Applicable model			
	CODE		NH-A54M	R-287M	YR-292M	B-205M	B-191M	Initial applicable model	Final applicable model		
	Name of colored parts	Basic part No.	NHA54	R287	YR292	B205	B191				
1	BODY COMP., FRAME	50100-MCA-A80	ZA	ZA	-	ZA	-			F-39	3
2	BODY COMP., FRAME	50100-MCA-D50	ZA	ZA	ZA	ZA	ZA			F-39	3
3	BODY, L. ARMREST	82410-MCA-A60	ZA	ZA	ZA	ZA	ZA			F-45	46
4	BODY, L. SADDLEBAG	81411-MCA-A60	ZQ	ZR	ZT	ZP	ZS			F-46	23
5	BODY, R. ARMREST	82310-MCA-A60	ZA	ZA	ZA	ZA	ZA			F-45	42
6	BODY, R. SADDLEBAG	81211-MCA-A60	ZQ	ZR	ZT	ZP	ZS			F-46	5
7	BOX, TRUNK	81111-MCA-000	YF	ZM	YH	YE	YG			F-45	9
8	CENTER ASSY., FR. SHELTER	83150-MCA-A80	ZB	ZB	ZB	ZB	ZB			F-19-1	23
9	CENTER COMP., TOP SHELTER	83170-MCA-A80	ZP	ZR	ZS	ZN	ZQ			F-19-1	34
10	CLIP, PANEL FIXING	91549-MW0-790	ZA	ZA	ZA	ZA	ZA			F-19-1	55
11	CLIP, PANEL FIXING	91549-MW0-790	ZA	ZA	ZA	ZA	ZA			F-33	21
12	CLIP, PANEL FIXING	91549-MW0-790	ZA	ZA	ZA	ZA	ZA			F-42	30
13	COVER A, L. ARMREST	82420-MCA-A60	ZA	ZA	ZA	ZA	ZA			F-45	47
14	COVER A, R. ARMREST	82320-MCA-A60	ZA	ZA	ZA	ZA	ZA			F-45	43
15	COVER ASSY., L. SPEAKER	64245-MCA-A60	ZA	ZA	ZA	ZA	ZA			F-2	5
16	COVER ASSY., R. SPEAKER	64235-MCA-A60	ZA	ZA	ZA	ZA	ZA			F-2	3
17	COVER B, L. ARMREST	82430-MCA-A60	ZA	ZA	ZA	ZA	ZA			F-45	48
18	COVER B, R. ARMREST	82330-MCA-A60	ZA	ZA	ZA	ZA	ZA			F-45	44
19	COVER SET, L. SIDE	83700-MCA-000	YE	ZM	YG	YD	YF			F-23	7
20	COVER SET, R. SIDE	83600-MCA-000	YE	ZM	YG	YD	YF			F-23	4
21	COVER, L. PILLION STEP HOLDER	50741-MCA-000	ZA	ZA	ZA	ZA	ZA			F-39	9
22	COVER, L. PILLION STEP UNDER	50817-MCA-000	ZA	ZA	ZA	ZA	ZA			F-26	19
23	COVER, L. PIVOT PLATE	50415-MCA-000	ZA	ZA	ZA	ZA	ZA			F-39	7
24	COVER, L. POCKET	64425-MCA-A60	ZB	ZB	ZB	ZB	ZB			F-43	17
25	COVER, L. WELD BEAD	83713-MCA-000	ZB	ZB	ZB	ZB	ZB			F-39	13
26	COVER, LOWER VENT ADJUSTER LEVER	83161-MCA-A70	ZA	ZA	ZA	ZA	ZA			F-19-1	29

GOLD WING (GL1800g).....KO/SI/2NZ/2U

No.	MODEL		GL18009							Applicable block No.	Ref. No.
	COLOR		Pewter silver metallic	Bloodstone red metallic	Mesquite brown metallic	Monterey blue metallic	Columbia blue metallic	Applicable model			
	CODE		NH-A54M	R-287M	YR-292M	B-205M	B-191M	Initial applicable model	Final applicable model		
	Name of colored parts	Basic part No.	NHA54	R287	YR292	B205	B191				
27	COVER, R. PILLION STEP HOLDER	50740-MCA-000	ZA	ZA	ZA	ZA	ZA			F-39	8
28	COVER, R. PILLION STEP UNDER	50717-MCA-000	ZA	ZA	ZA	ZA	ZA			F-26	12
29	COVER, R. PIVOT PLATE	50410-MCA-000	ZA	ZA	ZA	ZA	ZA			F-39	6
30	COVER, R. WELD BEAD	83613-MCA-000	ZB	ZB	ZB	ZB	ZB			F-39	12
31	COVER, TRUNK LOWER	81141-MCA-000	YF	ZM	YH	YE	YG			F-45	15
32	COWL, FR. CENTER	64216-MCA-000	YF	ZM	YH	YE	YG			F-42	3
33	COWL, FR. LOWER	64302-MCA-000	ZA	ZA	ZA	ZA	ZA			F-42	12
34	COWL, L. SIDE	64292-MCA-010	YF	ZM	YH	YE	YG			F-42	8
35	COWL, R. SIDE	64282-MCA-010	YF	ZM	YH	YE	YG			F-42	4
36	CUSHION, L. ARMREST	82440-MCA-A60	ZA	ZA	ZA	ZA	ZA			F-45	49
37	CUSHION, R. ARMREST	82340-MCA-A60	ZA	ZA	ZA	ZA	ZA			F-45	45
38	FENDER A, FR.	61101-MCA-000	YF	ZM	YH	YE	YG			F-10	2
39	FENDER A, RR.	80100-MCA-000	YE	ZM	YG	YD	YF			F-30-1	4
40	FENDER B, FR.	61103-MCA-A80	ZP	ZR	ZS	ZN	ZQ			F-10	3
41	GARNISH SET, SCREEN	64120-MCA-A60	ZN	ZP	ZR	ZM	ZQ			F-41	10
42	GRIP, L. PASSENGER	84155-MCA-000	ZA	ZA	ZA	ZA	ZA			F-20	7
43	GRIP, R. PASSENGER	84150-MCA-000	ZA	ZA	ZA	ZA	ZA			F-20	6
44	HEATED SEAT COMP., BACK	77500-MCA-A70	ZA	ZA	ZA	ZA	ZA			F-20	5
45	HINGE, L. POCKET	64412-MCA-A60	ZA	ZA	ZA	ZA	ZA			F-43	12
46	HOUSING, L.	88122-MCA-000	YD	ZE	YE	YC	YB			F-31	12
47	HOUSING, R.	88112-MCA-000	YD	ZE	YE	YC	YB			F-31	9
48	LEVER, TRUNK POCKET	82160-MCA-A60	ZA	ZA	ZA	ZA	ZA			F-45	34
49	LID COMP., L. EX. PIPE PROTECTOR	18435-MCA-A70	ZA	ZA	ZA	ZA	ZA			F-24-1	32
50	LID COMP., R. EX. PIPE PROTECTOR	18335-MCA-A70	ZA	ZA	ZA	ZA	ZA			F-24-1	17
51	LID SET, TRUNK	81125-MCA-A60	ZU	ZV	ZX	ZT	ZW			F-45	11
52	LID, L. SADDLEBAG	81421-MCA-000	YF	ZM	YH	YE	YG			F-46	24



GOLD WING (GL1800g).....KO/SI/2NZ/2U

No.	MODEL		GL18009							Applicable block No.	Ref. No.
	COLOR		Pewter silver metallic	Bloodstone red metallic	Mesquite brown metallic	Monterey blue metallic	Columbia blue metallic	Applicable model			
	CODE		NH-A54M	R-287M	YR-292M	B-205M	B-191M	Initial applicable model	Final applicable model		
	Name of colored parts	Basic part No.	NHA54	R287	YR292	B205	B191				
53	LID, L. TRUNK POCKET	82220-MCA-A60	ZA	ZA	ZA	ZA	ZA			F-45	40
54	LID, R. SADDLEBAG	81221-MCA-000	YF	ZM	YH	YE	YG			F-46	6
55	LID, R. TRUNK POCKET	82120-MCA-A60	ZA	ZA	ZA	ZA	ZA			F-45	30
56	LID, SHELTER	83153-MCA-A80	ZP	ZR	ZS	ZN	ZQ			F-19-1	24
57	LOUVER, L. SIDE COWL	64295-MCA-000	YF	ZM	YH	YE	YG			F-42	9
58	LOUVER, R. SIDE COWL	64285-MCA-000	YF	ZM	YH	YE	YG			F-42	5
59	MIRROR ASSY., L. BACK	88120-MCA-D30	ZL	ZM	ZP	ZK	ZN			F-31	11
60	MIRROR ASSY., R. BACK	88110-MCA-D30	ZL	ZM	ZP	ZK	ZN			F-31	8
61	MODULE KIT, AIRBAG	06770-MCA-D60	ZB	ZB	ZB	ZB	-			F-54	1
62	MODULE KIT, AIRBAG	06770-MCA-G70	ZA	ZA	-	-	ZA			F-54	1
63	MODULE KIT, AIRBAG	06770-MCA-K00	ZB	ZB	-	ZB	-			F-54	1
64	MOLDING, L. COWL TRIM	64214-MCA-000	YF	ZM	YH	YE	YG			F-19-1	17
65	MOLDING, L. RR. SADDLEBAG	81471-MCA-000	YF	ZM	YH	YE	YG			F-46	32
66	MOLDING, L. RR. SADDLEBAG LOWER	81482-MCA-000	YF	ZM	YH	YE	YG			F-46	34
67	MOLDING, L. SADDLEBAG SIDE	84461-MCA-000	YF	ZM	YH	YE	YG			F-46	31
68	MOLDING, L. SADDLEBAG SIDE LOWER	81481-MCA-000	YF	ZM	YH	YE	YG			F-46	33
69	MOLDING, L. TRUNK SIDE	81162-MCA-000	YF	ZM	YH	YE	YG			F-45	17
70	MOLDING, R. COWL TRIM	64204-MCA-000	YF	ZM	YH	YE	YG			F-19-1	16
71	MOLDING, R. RR. SADDLEBAG	81271-MCA-000	YF	ZM	YH	YE	YG			F-46	14
72	MOLDING, R. RR. SADDLEBAG LOWER	81282-MCA-000	YF	ZM	YH	YE	YG			F-46	17
73	MOLDING, R. SADDLEBAG SIDE	81261-MCA-000	YF	ZM	YH	YE	YG			F-46	13
74	MOLDING, R. SADDLEBAG SIDE LOWER	81281-MCA-000	YF	ZM	YH	YE	YG			F-46	16
75	MOLDING, R. TRUNK SIDE	81161-MCA-000	YF	ZM	YH	YE	YG			F-45	16
76	MOLDING, TRUNK CENTER	81163-MCA-000	YF	ZM	YH	YE	YG			F-45	18

GOLD WING (GL1800g).....KO/SI/2NZ/2U

No.	MODEL		GL18009							Applicable block No.	Ref. No.
	COLOR		Pewter silver metallic	Bloodstone red metallic	Mesquite brown metallic	Monterey blue metallic	Columbia blue metallic	Applicable model			
	CODE		NH-A54M	R-287M	YR-292M	B-205M	B-191M	Initial applicable model	Final applicable model		
	Name of colored parts	Basic part No.	NHA54	R287	YR292	B205	B191				
77	OUTER, L. TRUNK POCKET	82211-MCA-A60	ZA	ZA	ZA	ZA	ZA			F-45	38
78	OUTER, R. TRUNK POCKET	82111-MCA-A60	ZA	ZA	ZA	ZA	ZA			F-45	28
79	PANEL ASSY., METER	64240-MCA-A70	ZA	ZA	ZA	ZA	ZA			F-2	4
80	PROTECTOR ASSY., L. EX. PIPE	18430-MCA-A70	ZA	ZA	ZA	ZA	ZA			F-24-1	31
81	PROTECTOR ASSY., R. EX. PIPE	18330-MCA-A70	ZA	ZA	ZA	ZA	ZA			F-24-1	14
82	PROTECTOR SET, L. SIDE	83710-MCA-000	ZA	ZA	ZA	ZA	ZA			F-23	8
83	PROTECTOR SET, R. SIDE	83610-MCA-000	ZA	ZA	ZA	ZA	ZA			F-23	6
84	SEAT COMP., DOUBLE HEATED	77200-MCA-A70	ZA	ZA	ZA	ZA	ZA			F-20	1
85	SHELTER, L. FR.	83178-MCA-A80	ZB	ZB	ZB	ZB	ZB			F-19-1	39
86	SHELTER, L. TOP	83172-MCA-A80	ZP	ZR	ZS	ZN	ZQ			F-19-1	36
87	SHELTER, R. FR.	83177-MCA-A80	ZB	ZB	ZB	ZB	ZB			F-19-1	38
88	SHELTER, R. TOP	83171-MCA-A80	ZP	ZR	ZS	ZN	ZQ			F-19-1	35
89	SWITCH ASSY., LEVELING	35820-MCA-R61	ZA	ZA	ZA	ZA	ZA			F-19-1	10
90	VISOR A, METER PANEL	64255-MCA-R30	ZB	ZB	ZB	ZB	ZB			F-41	26
91	VISOR B, METER PANEL	64265-MCA-A60	ZA	ZA	ZA	ZA	ZA			F-41	27

GOLD WING (GL1800g).....U

No.	MODEL		GL18009					Applicable block No.	Ref. No.
	COLOR		Pewter silver metallic	Bloodstone red metallic	Columbia blue metallic	Applicable model			
	CODE		NH-A54M	R-287M	B-191M	Initial applicable model	Final applicable model		
	Name of colored parts	Basic part No.	NHA54	R287	B191				
1	BODY COMP., FRAME	50100-MCA-D32	ZD	ZD	ZD			F-39	3
2	BODY, L. ARMREST	82410-MCA-A60	ZA	ZA	ZA			F-45	46
3	BODY, L. SADDLEBAG	81411-MCA-A60	ZQ	ZR	ZS			F-46	23
4	BODY, R. ARMREST	82310-MCA-A60	ZA	ZA	ZA			F-45	42
5	BODY, R. SADDLEBAG	81211-MCA-A60	ZQ	ZR	ZS			F-46	5
6	BOX, TRUNK	81111-MCA-000	YF	ZM	YG			F-45	9
7	CLIP, PANEL FIXING	91549-MW0-790	ZA	ZA	ZA			F-19	43
8	CLIP, PANEL FIXING	91549-MW0-790	ZA	ZA	ZA			F-33	21
9	CLIP, PANEL FIXING	91549-MW0-790	ZA	ZA	ZA			F-42	30
10	COVER A, L. ARMREST	82420-MCA-A60	ZA	ZA	ZA			F-45	47
11	COVER A, R. ARMREST	82320-MCA-A60	ZA	ZA	ZA			F-45	43
12	COVER ASSY., L. SPEAKER	64245-MCA-A60	ZA	ZA	ZA			F-2	5
13	COVER ASSY., R. SPEAKER	64235-MCA-A60	ZA	ZA	ZA			F-2	3
14	COVER B, L. ARMREST	82430-MCA-A60	ZA	ZA	ZA			F-45	48
15	COVER B, R. ARMREST	82330-MCA-A60	ZA	ZA	ZA			F-45	44
16	COVER SET, L. SIDE	83700-MCA-000	YE	ZM	YF			F-23	7
17	COVER SET, R. SIDE	83600-MCA-000	YE	ZM	YF			F-23	4
18	COVER, L. PILLION STEP HOLDER	50741-MCA-000	ZA	ZA	ZA			F-39	9
19	COVER, L. PILLION STEP UNDER	50817-MCA-000	ZA	ZA	ZA			F-26	19
20	COVER, L. PIVOT PLATE	50415-MCA-000	ZA	ZA	ZA			F-39	7
21	COVER, L. POCKET	64425-MCA-A60	ZB	ZB	ZB			F-43	17
22	COVER, L. WELD BEAD	83713-MCA-000	ZB	ZB	ZB			F-39	13
23	COVER, LOWER VENT ADJUSTER LEVER	83161-MCA-A70	ZA	ZA	ZA			F-19	28
24	COVER, R. PILLION STEP HOLDER	50740-MCA-000	ZA	ZA	ZA			F-39	8
25	COVER, R. PILLION STEP UNDER	50717-MCA-000	ZA	ZA	ZA			F-26	12
26	COVER, R. PIVOT PLATE	50410-MCA-000	ZA	ZA	ZA			F-39	6

GOLD WING (GL1800g).....U

No.	MODEL		GL18009						
	COLOR		Pewter silver metallic	Bloodstone red metallic	Columbia blue metallic	Applicable model		Applicable block No.	Ref. No.
	CODE		NH-A54M	R-287M	B-191M	Initial applicable model	Final applicable model		
	Name of colored parts	Basic part No.	NHA54	R287	B191				
27	COVER, R. POCKET	64415-MCA-A60	ZB	ZB	ZB			F-43	14
28	COVER, R. WELD BEAD	83613-MCA-000	ZB	ZB	ZB			F-39	12
29	COVER, TRUNK LOWER	81141-MCA-000	YF	ZM	YG			F-45	15
30	COWL, FR. CENTER	64216-MCA-000	YF	ZM	YG			F-42	3
31	COWL, FR. LOWER	64302-MCA-000	ZA	ZA	ZA			F-42	12
32	COWL, L. SIDE	64292-MCA-010	YF	ZM	YG			F-42	8
33	COWL, R. SIDE	64282-MCA-010	YF	ZM	YG			F-42	4
34	CUSHION, L. ARMREST	82440-MCA-A60	ZA	ZA	ZA			F-45	49
35	CUSHION, R. ARMREST	82340-MCA-A60	ZA	ZA	ZA			F-45	45
36	FENDER A, FR.	61101-MCA-000	YF	ZM	YG			F-10	2
37	FENDER A, RR.	80100-MCA-000	YF	ZM	YF			F-30	2
38	FENDER B, FR.	61103-MCA-000	YF	ZM	YG			F-10	3
39	GARNISH SET, SCREEN	64120-MCA-A60	ZN	ZP	ZQ			F-41	10
40	GRIP, L. PASSENGER	84155-MCA-000	ZA	ZA	ZA			F-20	7
41	GRIP, R. PASSENGER	84150-MCA-000	ZA	ZA	ZA			F-20	6
42	HEATED SEAT COMP., BACK	77500-MCA-A70	ZA	ZA	ZA			F-20	5
43	HINGE, L. POCKET	64412-MCA-A60	ZA	ZA	ZA			F-43	12
44	HINGE, R. POCKET	64411-MCA-A60	ZA	ZA	ZA			F-43	11
45	HOUSING, L.	88122-MCA-000	YD	ZE	YB			F-31	12
46	HOUSING, R.	88112-MCA-000	YD	ZE	YB			F-31	9
47	LEVER, TRUNK POCKET	82160-MCA-A60	ZA	ZA	ZA			F-45	34
48	LID COMP., L. EX. PIPE PROTECTOR	18435-MCA-A70	ZA	ZA	ZA			F-24-1	32
49	LID COMP., R. EX. PIPE PROTECTOR	18335-MCA-A70	ZA	ZA	ZA			F-24-1	17
50	LID SET, TRUNK	81125-MCA-A60	ZU	ZV	ZW			F-45	11
51	LID, L. SADDLEBAG	81421-MCA-000	YF	ZM	YG			F-46	24
52	LID, L. TRUNK POCKET	82220-MCA-A60	ZA	ZA	ZA			F-45	40
53	LID, R. SADDLEBAG	81221-MCA-000	YF	ZM	YG			F-46	6

GOLD WING (GL1800g).....U

No.	MODEL		GL18009						Applicable block No.	Ref. No.
	COLOR		Pewter silver metallic	Bloodstone red metallic	Columbia blue metallic	Applicable model				
	CODE		NH-A54M	R-287M	B-191M	Initial applicable model	Final applicable model			
	Name of colored parts	Basic part No.	NHA54	R287	B191					
54	LID, R. TRUNK POCKET	82120-MCA-A60	ZA	ZA	ZA			F-45	30	
55	LID, SHELTER	83153-MCA-000	YF	ZM	YG			F-19	23	
56	LOUVER, L. SIDE COWL	64295-MCA-000	YF	ZM	YG			F-42	9	
57	LOUVER, R. SIDE COWL	64285-MCA-000	YF	ZM	YG			F-42	5	
58	MIRROR ASSY., L. BACK	88120-MCA-D30	ZL	ZM	ZN			F-31	11	
59	MIRROR ASSY., R. BACK	88110-MCA-D30	ZL	ZM	ZN			F-31	8	
60	MOLDING, L. COWL TRIM	64214-MCA-000	YF	ZM	YG			F-19	12	
61	MOLDING, L. RR. SADDLEBAG	81471-MCA-000	YF	ZM	YG			F-46	32	
62	MOLDING, L. RR. SADDLEBAG LOWER	81482-MCA-000	YF	ZM	YG			F-46	34	
63	MOLDING, L. SADDLEBAG SIDE	81461-MCA-000	YF	ZM	YG			F-46	31	
64	MOLDING, L. SADDLEBAG SIDE LOWER	81481-MCA-000	YF	ZM	YG			F-46	33	
65	MOLDING, L. TRUNK SIDE	81162-MCA-000	YF	ZM	YG			F-45	17	
66	MOLDING, R. COWL TRIM	64204-MCA-000	YF	ZM	YG			F-19	11	
67	MOLDING, R. RR. SADDLEBAG	81271-MCA-000	YF	ZM	YG			F-46	14	
68	MOLDING, R. RR. SADDLEBAG LOWER	81282-MCA-000	YF	ZM	YG			F-46	17	
69	MOLDING, R. SADDLEBAG SIDE	81261-MCA-000	YF	ZM	YG			F-46	13	
70	MOLDING, R. SADDLEBAG SIDE LOWER	81281-MCA-000	YF	ZM	YG			F-46	16	
71	MOLDING, R. TRUNK SIDE	81161-MCA-000	YF	ZM	YG			F-45	16	
72	MOLDING, TRUNK CENTER	81163-MCA-000	YF	ZM	YG			F-45	18	
73	OUTER, L. TRUNK POCKET	82211-MCA-A60	ZA	ZA	ZA			F-45	38	
74	OUTER, R. TRUNK POCKET	82111-MCA-A60	ZA	ZA	ZA			F-45	28	
75	PANEL ASSY., METER	64240-MCA-H00	ZA	ZA	ZA			F-2	4	
76	PROTECTOR ASSY., L. EX. PIPE	18430-MCA-A70	ZA	ZA	ZA			F-24-1	31	
77	PROTECTOR ASSY., R. EX. PIPE	18330-MCA-A70	ZA	ZA	ZA			F-24-1	14	

GOLD WING (GL1800g).....U

No.	MODEL		GL18009						Ref. No.
	COLOR		Pewter silver metallic	Bloodstone red metallic	Columbia blue metallic	Applicable model		Applicable block No.	
	CODE		NH-A54M	R-287M	B-191M	Initial applicable model	Final applicable model		
	Name of colored parts	Basic part No.	NHA54	R287	B191				
78	PROTECTOR SET, L. SIDE	83710-MCA-000	ZA	ZA	ZA			F-23	8
79	PROTECTOR SET, R. SIDE	83610-MCA-000	ZA	ZA	ZA			F-23	6
80	SEAT COMP., DOUBLE HEATED	77200-MCA-A70	ZA	ZA	ZA			F-20	1
81	SHELTER ASSY., FR.	83150-MCA-H50	ZA	ZA	ZA			F-19	21
82	SHELTER, TOP	83152-MCA-000	YF	ZM	YG			F-19	22
83	VISOR A, METER PANEL	64255-MCA-R30	ZB	ZB	ZB			F-41	26
84	VISOR B, METER PANEL	64265-MCA-A60	ZA	ZA	ZA			F-41	27

YUMBO-JP.COM

GOLD WING (GL1800g).....2ED/2F/3E

No.	MODEL		GL18009						Applicable block No.	Ref. No.
	COLOR		Pewter silver metallic	Bloodstone red metallic	Monterey blue metallic	Applicable model				
	CODE		NH-A54M	R-287M	B-205M	Initial applicable model	Final applicable model			
	Name of colored parts	Basic part No.	NHA54	R287	B205					
1	BODY COMP., FRAME	50100-MCA-D50	ZA	ZA	ZA			F-39	3	
2	BODY, L. ARMREST	82410-MCA-A60	ZA	ZA	ZA			F-45	46	
3	BODY, L. SADDLEBAG	81411-MCA-A60	ZQ	ZR	ZP			F-46	23	
4	BODY, R. ARMREST	82310-MCA-A60	ZA	ZA	ZA			F-45	42	
5	BODY, R. SADDLEBAG	81211-MCA-A60	ZQ	ZR	ZP			F-46	5	
6	BOX, TRUNK	81111-MCA-000	YF	ZM	YE			F-45	9	
7	CENTER ASSY., FR. SHELTER	83150-MCA-A80	ZB	ZB	ZB			F-19-1	23	
8	CENTER COMP., TOP SHELTER	83170-MCA-A80	ZP	ZR	ZN			F-19-1	34	
9	CLIP, PANEL FIXING	91549-MW0-790	ZA	ZA	ZA			F-19-1	55	
10	CLIP, PANEL FIXING	91549-MW0-790	ZA	ZA	ZA			F-33	21	
11	CLIP, PANEL FIXING	91549-MW0-790	ZA	ZA	ZA			F-42	30	
12	COVER A, L. ARMREST	82420-MCA-A60	ZA	ZA	ZA			F-45	47	
13	COVER A, R. ARMREST	82320-MCA-A60	ZA	ZA	ZA			F-45	43	
14	COVER ASSY., L. SPEAKER	64245-MCA-A60	ZA	ZA	ZA			F-2	5	
15	COVER ASSY., R. SPEAKER	64235-MCA-A60	ZA	ZA	ZA			F-2	3	
16	COVER B, L. ARMREST	82430-MCA-A60	ZA	ZA	ZA			F-45	48	
17	COVER B, R. ARMREST	82330-MCA-A60	ZA	ZA	ZA			F-45	44	
18	COVER SET, L. SIDE	83700-MCA-000	YE	ZM	YD			F-23	7	
19	COVER SET, R. SIDE	83600-MCA-000	YE	ZM	YD			F-23	4	
20	COVER, L. PILLION STEP HOLDER	50741-MCA-000	ZA	ZA	ZA			F-39	9	
21	COVER, L. PILLION STEP UNDER	50817-MCA-000	ZA	ZA	ZA			F-26	19	
22	COVER, L. PIVOT PLATE	50415-MCA-000	ZA	ZA	ZA			F-39	7	
23	COVER, L. POCKET	64425-MCA-A60	ZB	ZB	ZB			F-43	17	
24	COVER, L. WELD BEAD	83713-MCA-000	ZB	ZB	ZB			F-39	13	
25	COVER, LOWER VENT ADJUSTER LEVER	83161-MCA-A70	ZA	ZA	ZA			F-19-1	29	
26	COVER, R. PILLION STEP HOLDER	50740-MCA-000	ZA	ZA	ZA			F-39	8	

GOLD WING (GL1800g).....2ED/2F/3E

No.	MODEL		GL18009						Applicable block No.	Ref. No.
	COLOR		Pewter silver metallic	Bloodstone red metallic	Monterey blue metallic	Applicable model				
	CODE		NH-A54M	R-287M	B-205M	Initial applicable model	Final applicable model			
	Name of colored parts	Basic part No.	NHA54	R287	B205					
27	COVER, R. PILLION STEP UNDER	50717-MCA-000	ZA	ZA	ZA			F-26	12	
28	COVER, R. PIVOT PLATE	50410-MCA-000	ZA	ZA	ZA			F-39	6	
29	COVER, R. WELD BEAD	83613-MCA-000	ZB	ZB	ZB			F-39	12	
30	COVER, TRUNK LOWER	81141-MCA-000	YF	ZM	YE			F-45	15	
31	COWL, FR. CENTER	64216-MCA-000	YF	ZM	YE			F-42	3	
32	COWL, FR. LOWER	64302-MCA-000	ZA	ZA	ZA			F-42	12	
33	COWL, L. SIDE	64292-MCA-010	YF	ZM	YE			F-42	8	
34	COWL, R. SIDE	64282-MCA-010	YF	ZM	YE			F-42	4	
35	CUSHION, L. ARMREST	82440-MCA-A60	ZA	ZA	ZA			F-45	49	
36	CUSHION, R. ARMREST	82340-MCA-A60	ZA	ZA	ZA			F-45	45	
37	FENDER A, FR.	61101-MCA-000	YF	ZM	YE			F-10	2	
38	FENDER A, RR.	80100-MCA-000	YE	ZM	YD			F-30	2	
39	FENDER B, FR.	61103-MCA-A80	ZP	ZR	ZN			F-10	3	
40	GARNISH SET, SCREEN	64120-MCA-A60	ZN	ZP	ZM			F-41	10	
41	GRIP, L. PASSENGER	84155-MCA-000	ZA	ZA	ZA			F-20	7	
42	GRIP, R. PASSENGER	84150-MCA-000	ZA	ZA	ZA			F-20	6	
43	HEATED SEAT COMP., BACK	77500-MCA-A70	ZB	ZB	ZB			F-20	5	
44	HINGE, L. POCKET	64412-MCA-A60	ZA	ZA	ZA			F-43	12	
45	HOUSING, L.	88122-MCA-000	YD	ZE	YC			F-31	12	
46	HOUSING, R.	88112-MCA-000	YD	ZE	YC			F-31	9	
47	LEVER, TRUNK POCKET	82160-MCA-A60	ZA	ZA	ZA			F-45	34	
48	LID COMP., L. EX. PIPE PROTECTOR	18435-MCA-A70	ZA	ZA	ZA			F-24-1	32	
49	LID COMP., R. EX. PIPE PROTECTOR	18335-MCA-A70	ZA	ZA	ZA			F-24-1	17	
50	LID SET, TRUNK	81125-MCA-A60	ZU	ZV	ZT			F-45	11	
51	LID, L. SADDLEBAG	81421-MCA-000	YF	ZM	YE			F-46	24	
52	LID, L. TRUNK POCKET	82220-MCA-A60	ZA	ZA	ZA			F-45	40	

GOLD WING (GL1800g).....2ED/2F/3E

No.	MODEL		GL18009							Ref. No.
	COLOR		Pewter silver metallic	Bloodstone red metallic	Monterey blue metallic	Applicable model		Applicable block No.		
	CODE		NH-A54M	R-287M	B-205M	Initial applicable model	Final applicable model			
	Name of colored parts	Basic part No.	NHA54	R287	B205					
53	LID, R. SADDLEBAG	81221-MCA-000	YF	ZM	YE			F-46	6	
54	LID, R. TRUNK POCKET	82120-MCA-A60	ZA	ZA	ZA			F-45	30	
55	LID, SHELTER	83153-MCA-A80	ZP	ZR	ZN			F-19-1	24	
56	LOUVER, L. SIDE COWL	64295-MCA-000	YF	ZM	YE			F-42	9	
57	LOUVER, R. SIDE COWL	64285-MCA-000	YF	ZM	YE			F-42	5	
58	MIRROR ASSY., L. BACK	88120-MCA-D30	ZL	ZM	ZK			F-31	11	
59	MIRROR ASSY., R. BACK	88110-MCA-D30	ZL	ZM	ZK			F-31	8	
60	MODULE KIT, AIRBAG	06770-MCA-G70	ZA	ZA	ZA			F-54	1	
61	MODULE KIT, AIRBAG	06770-MCA-F60	ZB	ZB	ZB			F-54	1	
62	MOLDING, L. COWL TRIM	64214-MCA-000	YF	ZM	YE			F-19-1	17	
63	MOLDING, L. RR. SADDLEBAG	81471-MCA-000	YF	ZM	YE			F-46	32	
64	MOLDING, L. RR. SADDLEBAG LOWER	81482-MCA-000	YF	ZM	YE			F-46	34	
65	MOLDING, L. SADDLEBAG SIDE	81461-MCA-000	YF	ZM	YE			F-46	31	
66	MOLDING, L. SADDLEBAG SIDE LOWER	81481-MCA-000	YF	ZM	YE			F-46	33	
67	MOLDING, L. TRUNK SIDE	81162-MCA-000	YF	ZM	YE			F-45	17	
68	MOLDING, R. COWL TRIM	64204-MCA-000	YF	ZM	YE			F-19-1	16	
69	MOLDING, R. RR. SADDLEBAG	81271-MCA-000	YF	ZM	YE			F-46	14	
70	MOLDING, R. RR. SADDLEBAG LOWER	81282-MCA-000	YF	ZM	YE			F-46	17	
71	MOLDING, R. SADDLEBAG SIDE	81261-MCA-000	YF	ZM	YE			F-46	13	
72	MOLDING, R. SADDLEBAG SIDE LOWER	81281-MCA-000	YF	ZM	YE			F-46	16	
73	MOLDING, R. TRUNK SIDE	81161-MCA-000	YF	ZM	YE			F-45	16	
74	MOLDING, TRUNK CENTER	81163-MCA-000	YF	ZM	YE			F-45	18	
75	OUTER, L. TRUNK POCKET	82211-MCA-A60	ZA	ZA	ZA			F-45	38	
76	OUTER, R. TRUNK POCKET	82111-MCA-A60	ZA	ZA	ZA			F-45	28	

GOLD WING (GL1800g).....2ED/2F/3E

No.	MODEL		GL18009						Applicable block No.	Ref. No.
	COLOR		Pewter silver metallic	Bloodstone red metallic	Monterey blue metallic	Applicable model				
	CODE		NH-A54M	R-287M	B-205M	Initial applicable model	Final applicable model			
	Name of colored parts	Basic part No.	NHA54	R287	B205					
77	PANEL ASSY., METER	64240-MCA-A70	ZA	ZA	ZA			F-2	4	
78	PROTECTOR ASSY., L. EX. PIPE	18430-MCA-A70	ZA	ZA	ZA			F-24-1	31	
79	PROTECTOR ASSY., R. EX. PIPE	18330-MCA-A70	ZA	ZA	ZA			F-24-1	14	
80	PROTECTOR SET, L. SIDE	83710-MCA-000	ZA	ZA	ZA			F-23	8	
81	PROTECTOR SET, R. SIDE	83610-MCA-000	ZA	ZA	ZA			F-23	6	
82	SEAT COMP., DOUBLE HEATED	77200-MCA-A70	ZB	ZB	ZB			F-20	1	
83	SHELTER, L. FR.	83178-MCA-A80	ZB	ZB	ZB			F-19-1	39	
84	SHELTER, L. TOP	83172-MCA-A80	ZP	ZR	ZN			F-19-1	36	
85	SHELTER, R. FR.	83177-MCA-A80	ZB	ZB	ZB			F-19-1	38	
86	SHELTER, R. TOP	83171-MCA-A80	ZP	ZR	ZN			F-19-1	35	
87	SWITCH ASSY., LEVELING	35820-MCA-R61	ZA	ZA	ZA			F-19-1	10	
88	VISOR A, METER PANEL	64255-MCA-R30	ZB	ZB	ZB			F-41	26	
89	VISOR B, METER PANEL	64265-MCA-A60	ZA	ZA	ZA			F-41	27	

YUMBO

GOLD WING (GL1800A).....BR

No.	MODEL		GL1800A					
	COLOR		Nebulous black metallic NH-A73M	Mesquite brown metallic YR-292M	Applicable model		Applicable block No.	Ref. No.
	CODE				Initial applicable model	Final applicable model		
	Name of colored parts	Basic part No.	NHA73	YR292				
1	BODY COMP., FRAME	50100-MCA-A80	ZA	ZA			F-39	3
2	BODY, L. ARMREST	82410-MCA-A60	ZA	ZA			F-45	46
3	BODY, L. SADDLEBAG	81411-MCA-A60	ZJ	ZT			F-46	23
4	BODY, R. ARMREST	82310-MCA-A60	ZA	ZA			F-45	42
5	BODY, R. SADDLEBAG	81211-MCA-A60	ZJ	ZT			F-46	5
6	BOX, TRUNK	81111-MCA-000	ZY	YH			F-45	9
7	CAP, FR. SHELTER	83161-MCA-H50	ZA	ZA			F-19-1	30
8	CAP, L. TRUNK POCKET	82208-MCA-A60	ZA	ZA			F-45	37
9	CENTER ASSY., FR. SHELTER	83150-MCA-A80	ZB	ZB			F-19-1	23
10	CENTER COMP., TOP SHELTER	83170-MCA-A80	ZH	ZS			F-19-1	34
11	CLIP, PANEL FIXING	91549-MW0-790	ZA	ZA			F-19-1	55
12	CLIP, PANEL FIXING	91549-MW0-790	ZA	ZA			F-33	21
13	CLIP, PANEL FIXING	91549-MW0-790	ZA	ZA			F-42	30
14	COVER A, L. ARMREST	82420-MCA-A60	ZA	ZA			F-45	47
15	COVER A, R. ARMREST	82320-MCA-A60	ZA	ZA			F-45	43
16	COVER ASSY., L. SPEAKER	64245-MCA-A60	ZA	ZA			F-2	5
17	COVER ASSY., R. SPEAKER	64235-MCA-A60	ZA	ZA			F-2	3
18	COVER B, L. ARMREST	82430-MCA-A60	ZA	ZA			F-45	48
19	COVER B, R. ARMREST	82330-MCA-A60	ZA	ZA			F-45	44
20	COVER SET, L. SIDE	83700-MCA-000	ZY	YG			F-23	7
21	COVER SET, R. SIDE	83600-MCA-000	ZY	YG			F-23	4
22	COVER, L. PILLION STEP HOLDER	50741-MCA-000	ZA	ZA			F-39	9
23	COVER, L. PILLION STEP UNDER	50817-MCA-000	ZA	ZA			F-26	19
24	COVER, L. PIVOT PLATE	50415-MCA-000	ZA	ZA			F-39	7
25	COVER, L. POCKET	64425-MCA-A60	ZB	ZB			F-43	17
26	COVER, L. WELD BEAD	83713-MCA-000	ZB	ZB			F-39	13
27	COVER, R. PILLION STEP HOLDER	50740-MCA-000	ZA	ZA			F-39	8

GOLD WING (GL1800A).....BR

No.	MODEL		GL1800A					Applicable block No.	Ref. No.
	COLOR		Nebulous black metallic NH-A73M	Mesquite brown metallic YR-292M	Applicable model				
	CODE				Initial applicable model	Final applicable model			
	Name of colored parts	Basic part No.	NHA73	YR292					
28	COVER, R. PILLION STEP UNDER	50717-MCA-000	ZA	ZA			F-26	12	
29	COVER, R. PIVOT PLATE	50410-MCA-000	ZA	ZA			F-39	6	
30	COVER, R. WELD BEAD	83613-MCA-000	ZB	ZB			F-39	12	
31	COVER, TRUNK LOWER	81141-MCA-000	ZY	YH			F-45	15	
32	COWL, FR. CENTER	64216-MCA-000	ZY	YH			F-42	3	
33	COWL, FR. LOWER	64302-MCA-000	ZA	ZA			F-42	12	
34	COWL, L. SIDE	64292-MCA-010	ZY	YH			F-42	8	
35	COWL, R. SIDE	64282-MCA-010	ZY	YH			F-42	4	
36	CUSHION, L. ARMREST	82440-MCA-A60	ZA	ZA			F-45	49	
37	CUSHION, R. ARMREST	82340-MCA-A60	ZA	ZA			F-45	45	
38	FENDER A, FR.	61101-MCA-000	ZY	YH			F-10	2	
39	FENDER A, RR.	80100-MCA-000	ZY	YG			F-30-1	4	
40	FENDER B, FR.	61103-MCA-A80	ZH	ZS			F-10	3	
41	GARNISH SET, SCREEN	64120-MCA-A60	ZH	ZR			F-41	10	
42	GRIP, L. PASSENGER	84155-MCA-000	ZA	ZA			F-20	7	
43	GRIP, R. PASSENGER	84150-MCA-000	ZA	ZA			F-20	6	
44	HINGE, L. POCKET	64412-MCA-A60	ZA	ZA			F-43	12	
45	HOUSING, L.	88122-MCA-000	ZV	YE			F-31	12	
46	HOUSING, R.	88112-MCA-000	ZV	YE			F-31	9	
47	LEVER, TRUNK POCKET	82160-MCA-A60	ZA	ZA			F-45	34	
48	LID SET, TRUNK	81125-MCA-A60	ZP	ZX			F-45	11	
49	LID, L. SADDLEBAG	81421-MCA-000	ZY	YH			F-46	24	
50	LID, L. TRUNK POCKET	82220-MCA-A60	ZA	ZA			F-45	40	
51	LID, R. SADDLEBAG	81221-MCA-000	ZY	YH			F-46	6	
52	LID, R. TRUNK POCKET	82120-MCA-A60	ZA	ZA			F-45	30	
53	LID, SHELTER	83153-MCA-A80	ZH	ZS			F-19-1	24	
54	LOUVER, L. SIDE COWL	64295-MCA-000	ZY	YH			F-42	9	

GOLD WING (GL1800A).....BR

No.	MODEL		GL1800A					
	COLOR		Nebulous black metallic NH-A73M	Mesquite brown metallic YR-292M	Applicable model		Applicable block No.	Ref. No.
	CODE				Initial applicable model	Final applicable model		
	Name of colored parts	Basic part No.	NHA73	YR292				
55	LOUVER, R. SIDE COWL	64285-MCA-000	ZY	YH			F-42	5
56	MIRROR ASSY., L. BACK	88120-MCA-D30	ZG	ZP			F-31	11
57	MIRROR ASSY., R. BACK	88110-MCA-D30	ZG	ZP			F-31	8
58	MODULE KIT, AIRBAG	06770-MCA-B40	ZB	ZB			F-54	1
59	MOLDING, L. COWL TRIM	64214-MCA-000	ZY	YH			F-19-1	17
60	MOLDING, L. RR. SADDLEBAG	81471-MCA-000	ZY	YH			F-46	32
61	MOLDING, L. RR. SADDLEBAG LOWER	81482-MCA-000	ZY	YH			F-46	34
62	MOLDING, L. SADDLEBAG SIDE	81461-MCA-000	ZY	YH			F-46	31
63	MOLDING, L. SADDLEBAG SIDE LOWER	81481-MCA-000	ZY	YH			F-46	33
64	MOLDING, L. TRUNK SIDE	81162-MCA-000	ZY	YH			F-45	17
65	MOLDING, R. COWL TRIM	64204-MCA-000	ZY	YH			F-19-1	16
66	MOLDING, R. RR. SADDLEBAG	81271-MCA-000	ZY	YH			F-46	14
67	MOLDING, R. RR. SADDLEBAG LOWER	81282-MCA-000	ZY	YH			F-46	17
68	MOLDING, R. SADDLEBAG SIDE	81261-MCA-000	ZY	YH			F-46	13
69	MOLDING, R. SADDLEBAG SIDE LOWER	81281-MCA-000	ZY	YH			F-46	16
70	MOLDING, R. TRUNK SIDE	81161-MCA-000	ZY	YH			F-45	16
71	MOLDING, TRUNK CENTER	81163-MCA-000	ZY	YH			F-45	18
72	OUTER, L. TRUNK POCKET	82211-MCA-A60	ZA	ZA			F-45	38
73	OUTER, R. TRUNK POCKET	82111-MCA-A60	ZA	ZA			F-45	28
74	PANEL ASSY., METER	64240-MCA-A60	ZA	ZA			F-2	4
75	PROTECTOR ASSY., L. EX.	18455-MCA-A20	ZA	ZA			F-24	33
76	PROTECTOR ASSY., R. EX.	18355-MCA-A20	ZA	ZA			F-24	19
77	PROTECTOR SET, L. SIDE	83710-MCA-000	ZA	ZA			F-23	8
78	PROTECTOR SET, R. SIDE	83610-MCA-000	ZA	ZA			F-23	6
79	SEAT COMP., BACK	77500-MCA-A20	ZA	ZA			F-20	5

GOLD WING (GL1800A).....BR

No.	MODEL		GL1800A					
	COLOR		Nebulous black metallic NH-A73M	Mesquite brown metallic YR-292M	Applicable model		Applicable block No.	Ref. No.
	CODE				Initial applicable model	Final applicable model		
	Name of colored parts	Basic part No.	NHA73	YR292				
80	SEAT COMP., DOUBLE	77200-MCA-A20	ZA	ZA			F-20	1
81	SHELTER, L. FR.	83178-MCA-A80	ZB	ZB			F-19-1	39
82	SHELTER, L. TOP	83172-MCA-A80	ZH	ZS			F-19-1	36
83	SHELTER, R. FR.	83177-MCA-A80	ZB	ZB			F-19-1	38
84	SHELTER, R. TOP	83171-MCA-A80	ZH	ZS			F-19-1	35
85	SWITCH ASSY., LEVELING	35820-MCA-R61	ZA	ZA			F-19-1	10
86	VISOR A, METER PANEL	64255-MCA-R30	ZB	ZB			F-41	26
87	VISOR B, METER PANEL	64265-MCA-A60	ZA	ZA			F-41	27



YUMBO-JP.COM

GOLD WING (GL1800A).....E/ED/F

No.	MODEL		GL1800A							Applicable block No.	Ref. No.
	COLOR		Nebulous black metallic NH-A73M	Pearl glacier white NH-326P	Mesquite brown metallic YR-292M	Pearl hot rod yellow Y-130P	Applicable model				
	CODE		NHA73	NH326	YR292	Y130	Initial applicable model	Final applicable model			
	Name of colored parts	Basic part No.									
1	BODY COMP., FRAME	50100-MCA-D32	ZD	ZD	ZD	ZD			F-39	3	
2	BODY, L. ARMREST	82410-MCA-A60	ZA	ZA	ZA	ZA			F-45	46	
3	BODY, L. SADDLEBAG	81411-MCA-A60	ZJ	ZG	ZT	ZU			F-46	23	
4	BODY, R. ARMREST	82310-MCA-A60	ZA	ZA	ZA	ZA			F-45	42	
5	BODY, R. SADDLEBAG	81211-MCA-A60	ZJ	ZG	ZT	ZU			F-46	5	
6	BOX, TRUNK	81111-MCA-000	ZY	ZE	YH	ZD			F-45	9	
7	CLIP, PANEL FIXING	91549-MW0-790	ZA	ZA	ZA	ZA			F-19	43	
8	CLIP, PANEL FIXING	91549-MW0-790	ZA	ZA	ZA	ZA			F-33	21	
9	CLIP, PANEL FIXING	91549-MW0-790	ZA	ZA	ZA	ZA			F-42	30	
10	COVER A, L. ARMREST	82420-MCA-A60	ZA	ZA	ZA	ZA			F-45	47	
11	COVER A, R. ARMREST	82320-MCA-A60	ZA	ZA	ZA	ZA			F-45	43	
12	COVER ASSY., L. SPEAKER	64245-MCA-A60	ZA	ZA	ZA	ZA			F-2	5	
13	COVER ASSY., R. SPEAKER	64235-MCA-A60	ZA	ZA	ZA	ZA			F-2	3	
14	COVER B, L. ARMREST	82430-MCA-A60	ZA	ZA	ZA	ZA			F-45	48	
15	COVER B, R. ARMREST	82330-MCA-A60	ZA	ZA	ZA	ZA			F-45	44	
16	COVER SET, L. SIDE	83700-MCA-000	ZY	ZE	YG	ZD			F-23	7	
17	COVER SET, R. SIDE	83600-MCA-000	ZY	ZE	YG	ZD			F-23	4	
18	COVER, L. PILLION STEP HOLDER	50741-MCA-000	ZA	ZA	ZA	ZA			F-39	9	
19	COVER, L. PILLION STEP UNDER	50817-MCA-000	ZA	ZA	ZA	ZA			F-26	19	
20	COVER, L. PIVOT PLATE	50415-MCA-000	ZA	ZA	ZA	ZA			F-39	7	
21	COVER, L. POCKET	64425-MCA-A60	ZB	ZB	ZB	ZB			F-43	17	
22	COVER, L. WELD BEAD	83713-MCA-000	ZB	ZB	ZB	ZB			F-39	13	
23	COVER, LOWER VENT ADJUSTER LEVER	83161-MCA-A70	ZA	ZA	ZA	ZA			F-19	28	
24	COVER, R. PILLION STEP HOLDER	50740-MCA-000	ZA	ZA	ZA	ZA			F-39	8	
25	COVER, R. PILLION STEP UNDER	50717-MCA-000	ZA	ZA	ZA	ZA			F-26	12	
26	COVER, R. PIVOT PLATE	50410-MCA-000	ZA	ZA	ZA	ZA			F-39	6	
27	COVER, R. POCKET	64415-MCA-A60	ZB	ZB	ZB	ZB			F-43	14	

GOLD WING (GL1800A).....E/ED/F

No.	MODEL		GL1800A							Applicable block No.	Ref. No.
	COLOR		Nebulous black metallic NH-A73M	Pearl glacier white NH-326P	Mesquite brown metallic YR-292M	Pearl hot rod yellow Y-130P	Applicable model				
	CODE		NHA73	NH326	YR292	Y130	Initial applicable model	Final applicable model			
	Name of colored parts	Basic part No.									
28	COVER, R. WELD BEAD	83613-MCA-000	ZB	ZB	ZB	ZB			F-39	12	
29	COVER, TRUNK LOWER	81141-MCA-000	ZY	ZE	YH	ZD			F-45	15	
30	COWL, FR. CENTER	64216-MCA-000	ZY	ZE	YH	ZD			F-42	3	
31	COWL, FR. LOWER	64302-MCA-000	ZA	ZA	ZA	ZA			F-42	12	
32	COWL, L. SIDE	64292-MCA-010	ZY	ZE	YH	ZD			F-42	8	
33	COWL, R. SIDE	64282-MCA-010	ZY	ZE	YH	ZD			F-42	4	
34	CUSHION, L. ARMREST	82440-MCA-A60	ZA	ZA	ZA	ZA			F-45	49	
35	CUSHION, R. ARMREST	82340-MCA-A60	ZA	ZA	ZA	ZA			F-45	45	
36	FENDER A, FR.	61101-MCA-000	ZY	ZE	YH	ZD			F-10	2	
37	FENDER A, RR.	80100-MCA-000	ZY	ZH	YG	ZD			F-30	2	
38	FENDER B, FR.	61103-MCA-000	ZY	ZE	YH	ZD			F-10	3	
39	GARNISH SET, SCREEN	64120-MCA-A60	ZH	ZT	ZR	ZS			F-41	10	
40	GRIP, L. PASSENGER	84155-MCA-000	ZA	ZA	ZA	ZA			F-20	7	
41	GRIP, R. PASSENGER	84150-MCA-000	ZA	ZA	ZA	ZA			F-20	6	
42	HEATED SEAT COMP., BACK	77500-MCA-A70	ZB	ZB	ZB	ZB			F-20	5	
43	HINGE, L. POCKET	64412-MCA-A60	ZA	ZA	ZA	ZA			F-43	12	
44	HINGE, R. POCKET	64411-MCA-A60	ZA	ZA	ZA	ZA			F-43	11	
45	HOUSING, L.	88122-MCA-000	ZV	ZH	YE	ZN			F-31	12	
46	HOUSING, R.	88112-MCA-000	ZV	ZH	YE	ZN			F-31	9	
47	LEVER, TRUNK POCKET	82160-MCA-A60	ZA	ZA	ZA	ZA			F-45	34	
48	LID COMP., L. EX. PIPE PROTECTOR	18435-MCA-A70	ZA	ZA	ZA	ZA			F-24-1	32	
49	LID COMP., R. EX. PIPE PROTECTOR	18335-MCA-A70	ZA	ZA	ZA	ZA			F-24-1	17	
50	LID SET, TRUNK	81125-MCA-A60	ZP	YA	ZX	ZY			F-45	11	
51	LID, L. SADDLEBAG	81421-MCA-000	ZY	ZE	YH	ZD			F-46	24	
52	LID, L. TRUNK POCKET	82220-MCA-A60	ZA	ZA	ZA	ZA			F-45	40	
53	LID, R. SADDLEBAG	81221-MCA-000	ZY	ZE	YH	ZD			F-46	6	
54	LID, R. TRUNK POCKET	82120-MCA-A60	ZA	ZA	ZA	ZA			F-45	30	

GOLD WING (GL1800A).....E/ED/F

No.	MODEL		GL1800A							Applicable block No.	Ref. No.
	COLOR		Nebulous black metallic NH-A73M	Pearl glacier white NH-326P	Mesquite brown metallic YR-292M	Pearl hot rod yellow Y-130P	Applicable model				
	CODE		NHA73	NH326	YR292	Y130	Initial applicable model	Final applicable model			
	Name of colored parts	Basic part No.									
55	LID, SHELTER	83153-MCA-000	ZY	ZE	YH	ZD			F-19	23	
56	LOUVER, L. SIDE COWL	64295-MCA-000	ZY	ZE	YH	ZD			F-42	9	
57	LOUVER, R. SIDE COWL	64285-MCA-000	ZY	ZE	YH	ZD			F-42	5	
58	MIRROR ASSY., L. BACK	88120-MCA-D30	ZG	ZQ	ZP	ZR			F-31	11	
59	MIRROR ASSY., R. BACK	88110-MCA-D30	ZG	ZQ	ZP	ZR			F-31	8	
60	MOLDING, L. COWL TRIM	64214-MCA-000	ZY	ZE	YH	ZD			F-19	12	
61	MOLDING, L. RR. SADDLEBAG	81471-MCA-000	ZY	ZH	YH	ZD			F-46	32	
62	MOLDING, L. RR. SADDLEBAG LOWER	81482-MCA-000	ZY	ZE	YH	ZD			F-46	34	
63	MOLDING, L. SADDLEBAG SIDE	81461-MCA-000	ZY	ZH	YH	ZD			F-46	31	
64	MOLDING, L. SADDLEBAG SIDE LOWER	81481-MCA-000	ZY	ZE	YH	ZD			F-46	33	
65	MOLDING, L. TRUNK SIDE	81162-MCA-000	ZY	ZH	YH	ZD			F-45	17	
66	MOLDING, R. COWL TRIM	64204-MCA-000	ZY	ZE	YH	ZD			F-19	11	
67	MOLDING, R. RR. SADDLEBAG	81271-MCA-000	ZY	ZH	YH	ZD			F-46	14	
68	MOLDING, R. RR. SADDLEBAG LOWER	81282-MCA-000	ZY	ZE	YH	ZD			F-46	17	
69	MOLDING, R. SADDLEBAG SIDE	81261-MCA-000	ZY	ZH	YH	ZD			F-46	13	
70	MOLDING, R. SADDLEBAG SIDE LOWER	81281-MCA-000	ZY	ZE	YH	ZD			F-46	16	
71	MOLDING, R. TRUNK SIDE	81161-MCA-000	ZY	ZH	YH	ZD			F-45	16	
72	MOLDING, TRUNK CENTER	81163-MCA-000	ZY	ZH	YH	ZD			F-45	18	
73	OUTER, L. TRUNK POCKET	82211-MCA-A60	ZA	ZA	ZA	ZA			F-45	38	
74	OUTER, R. TRUNK POCKET	82111-MCA-A60	ZA	ZA	ZA	ZA			F-45	28	
75	PANEL ASSY., METER	64240-MCA-H00	ZA	ZA	ZA	ZA			F-2	4	
76	PROTECTOR ASSY., L. EX. PIPE	18430-MCA-A70	ZA	ZA	ZA	ZA			F-24-1	31	
77	PROTECTOR ASSY., R. EX. PIPE	18330-MCA-A70	ZA	ZA	ZA	ZA			F-24-1	14	
78	PROTECTOR SET, L. SIDE	83710-MCA-000	ZA	ZA	ZA	ZA			F-23	8	

GOLD WING (GL1800A).....E/ED/F

No.	MODEL		GL1800A							Applicable block No.	Ref. No.
	COLOR		Nebulous black metallic NH-A73M	Pearl glacier white NH-326P	Mesquite brown metallic YR-292M	Pearl hot rod yellow Y-130P	Applicable model				
	CODE		NHA73	NH326	YR292	Y130	Initial applicable model	Final applicable model			
	Name of colored parts	Basic part No.									
79	PROTECTOR SET, R. SIDE	83610-MCA-000	ZA	ZA	ZA	ZA			F-23	6	
80	SEAT COMP., DOUBLE HEATED	77200-MCA-A70	ZB	ZB	ZB	ZB			F-20	1	
81	SHELTER ASSY., FR.	83150-MCA-H50	ZA	ZA	ZA	ZA			F-19	21	
82	SHELTER, TOP	83152-MCA-000	ZY	ZE	YH	ZD			F-19	22	
83	VISOR A, METER PANEL	64255-MCA-R30	ZB	ZB	ZB	ZB			F-41	26	
84	VISOR B, METER PANEL	64265-MCA-A60	ZA	ZA	ZA	ZA			F-41	27	

1

YUMBO-JP.COM

GOLD WING (GL1800A).....KO/SI/2NZ/2U

No.	MODEL		GL1800A							Applicable model	Applicable block No.	Ref. No.
	COLOR		Nebulous black metallic NH-A73M	Pearl glacier white NH-326P	Mesquite brown metallic YR-292M	Caliente red metallic R-325M	Pearl hot rod yellow Y-130P					
	CODE							Initial applicable model	Final applicable model			
	Name of colored parts	Basic part No.	NHA73	NH326	YR292	R325	Y130					
1	BODY COMP., FRAME	50100-MCA-A80	ZA	ZA	-	ZA	ZA			F-39	3	
2	BODY COMP., FRAME	50100-MCA-D50	ZA	ZA	ZA	ZA	ZA			F-39	3	
3	BODY, L. ARMREST	82410-MCA-A60	ZA	ZA	ZA	ZA	ZA			F-45	46	
4	BODY, L. SADDLEBAG	81411-MCA-A60	ZJ	ZG	ZT	ZM	ZU			F-46	23	
5	BODY, R. ARMREST	82310-MCA-A60	ZA	ZA	ZA	ZA	ZA			F-45	42	
6	BODY, R. SADDLEBAG	81211-MCA-A60	ZJ	ZG	ZT	ZM	ZU			F-46	5	
7	BOX, TRUNK	81111-MCA-000	ZY	ZE	YH	YC	ZD			F-45	9	
8	CENTER ASSY., FR. SHELTER	83150-MCA-A80	ZB	ZB	ZB	ZB	ZB			F-19-1	23	
9	CENTER COMP., TOP SHELTER	83170-MCA-A80	ZH	ZK	ZS	ZM	ZT			F-19-1	34	
10	CLIP, PANEL FIXING	91549-MW0-790	ZA	ZA	ZA	ZA	ZA			F-19-1	55	
11	CLIP, PANEL FIXING	91549-MW0-790	ZA	ZA	ZA	ZA	ZA			F-33	21	
12	CLIP, PANEL FIXING	91549-MW0-790	ZA	ZA	ZA	ZA	ZA			F-42	30	
13	COVER A, L. ARMREST	82420-MCA-A60	ZA	ZA	ZA	ZA	ZA			F-45	47	
14	COVER A, R. ARMREST	82320-MCA-A60	ZA	ZA	ZA	ZA	ZA			F-45	43	
15	COVER ASSY., L. SPEAKER	64245-MCA-A60	ZA	ZA	ZA	ZA	ZA			F-2	5	
16	COVER ASSY., R. SPEAKER	64235-MCA-A60	ZA	ZA	ZA	ZA	ZA			F-2	3	
17	COVER B, L. ARMREST	82430-MCA-A60	ZA	ZA	ZA	ZA	ZA			F-45	48	
18	COVER B, R. ARMREST	82330-MCA-A60	ZA	ZA	ZA	ZA	ZA			F-45	44	
19	COVER SET, L. SIDE	83700-MCA-000	ZY	ZE	YG	YC	ZD			F-23	7	
20	COVER SET, R. SIDE	83600-MCA-000	ZY	ZE	YG	YC	ZD			F-23	4	
21	COVER, L. PILLION STEP HOLDER	50741-MCA-000	ZA	ZA	ZA	ZA	ZA			F-39	9	
22	COVER, L. PILLION STEP UNDER	50817-MCA-000	ZA	ZA	ZA	ZA	ZA			F-26	19	
23	COVER, L. PIVOT PLATE	50415-MCA-000	ZA	ZA	ZA	ZA	ZA			F-39	7	
24	COVER, L. POCKET	64425-MCA-A60	ZB	ZB	ZB	ZB	ZB			F-43	17	
25	COVER, L. WELD BEAD	83713-MCA-000	ZB	ZB	ZB	ZB	ZB			F-39	13	
26	COVER, LOWER VENT ADJUSTER LEVER	83161-MCA-A70	ZA	ZA	ZA	ZA	ZA			F-19-1	29	

GOLD WING (GL1800A).....KO/SI/2NZ/2U

No.	MODEL		GL1800A							Applicable block No.	Ref. No.
	COLOR		Nebulous black metallic NH-A73M	Pearl glacier white NH-326P	Mesquite brown metallic YR-292M	Caliente red metallic R-325M	Pearl hot rod yellow Y-130P	Applicable model			
	CODE							Initial applicable model	Final applicable model		
	Name of colored parts	Basic part No.	NHA73	NH326	YR292	R325	Y130				
27	COVER, R. PILLION STEP HOLDER	50740-MCA-000	ZA	ZA	ZA	ZA	ZA			F-39	8
28	COVER, R. PILLION STEP UNDER	50717-MCA-000	ZA	ZA	ZA	ZA	ZA			F-26	12
29	COVER, R. PIVOT PLATE	50410-MCA-000	ZA	ZA	ZA	ZA	ZA			F-39	6
30	COVER, R. WELD BEAD	83613-MCA-000	ZB	ZB	ZB	ZB	ZB			F-39	12
31	COVER, TRUNK LOWER	81141-MCA-000	ZY	ZE	YH	YC	ZD			F-45	15
32	COWL, FR. CENTER	64216-MCA-000	ZY	ZE	YH	YC	ZD			F-42	3
33	COWL, FR. LOWER	64302-MCA-000	ZA	ZA	ZA	ZA	ZA			F-42	12
34	COWL, L. SIDE	64292-MCA-010	ZY	ZE	YH	YC	ZD			F-42	8
35	COWL, R. SIDE	64282-MCA-010	ZY	ZE	YH	YC	ZD			F-42	4
36	CUSHION, L. ARMREST	82440-MCA-A60	ZA	ZA	ZA	ZA	ZA			F-45	49
37	CUSHION, R. ARMREST	82340-MCA-A60	ZA	ZA	ZA	ZA	ZA			F-45	45
38	FENDER A, FR.	61101-MCA-000	ZY	ZE	YH	YC	ZD			F-10	2
39	FENDER A, RR.	80100-MCA-000	ZY	ZH	YG	YC	ZD			F-30-1	4
40	FENDER B, FR.	61103-MCA-A80	ZH	ZK	ZS	ZM	ZT			F-10	3
41	GARNISH SET, SCREEN	64120-MCA-A60	ZH	ZT	ZR	ZL	ZS			F-41	10
42	GRIP, L. PASSENGER	84155-MCA-000	ZA	ZA	ZA	ZA	ZA			F-20	7
43	GRIP, R. PASSENGER	84150-MCA-000	ZA	ZA	ZA	ZA	ZA			F-20	6
44	HEATED SEAT COMP., BACK	77500-MCA-A70	ZA	ZA	ZA	ZA	ZA			F-20	5
45	HINGE, L. POCKET	64412-MCA-A60	ZA	ZA	ZA	ZA	ZA			F-43	12
46	HOUSING, L.	88122-MCA-000	ZV	ZH	YE	ZY	ZN			F-31	12
47	HOUSING, R.	88112-MCA-000	ZV	ZH	YE	ZY	ZN			F-31	9
48	LEVER, TRUNK POCKET	82160-MCA-A60	ZA	ZA	ZA	ZA	ZA			F-45	34
49	LID COMP., L. EX. PIPE PROTECTOR	18435-MCA-A70	ZA	ZA	ZA	ZA	ZA			F-24-1	32
50	LID COMP., R. EX. PIPE PROTECTOR	18335-MCA-A70	ZA	ZA	ZA	ZA	ZA			F-24-1	17
51	LID SET, TRUNK	81125-MCA-A60	ZP	YA	ZX	ZS	ZY			F-45	11
52	LID, L. SADDLEBAG	81421-MCA-000	ZY	ZE	YH	YC	ZD			F-46	24
53	LID, L. TRUNK POCKET	82220-MCA-A60	ZA	ZA	ZA	ZA	ZA			F-45	40



GOLD WING (GL1800A).....KO/SI/2NZ/2U

No.	MODEL		GL1800A							Applicable model	Applicable block No.	Ref. No.
	COLOR		Nebulous black metallic NH-A73M	Pearl glacier white NH-326P	Mesquite brown metallic YR-292M	Caliente red metallic R-325M	Pearl hot rod yellow Y-130P					
	CODE							Initial applicable model	Final applicable model			
	Name of colored parts	Basic part No.	NHA73	NH326	YR292	R325	Y130					
54	LID, R. SADDLEBAG	81221-MCA-000	ZY	ZE	YH	YC	ZD			F-46	6	
55	LID, R. TRUNK POCKET	82120-MCA-A60	ZA	ZA	ZA	ZA	ZA			F-45	30	
56	LID, SHELTER	83153-MCA-A80	ZH	ZK	ZS	ZM	ZT			F-19-1	24	
57	LOUVER, L. SIDE COWL	64295-MCA-000	ZY	ZE	YH	YC	ZD			F-42	9	
58	LOUVER, R. SIDE COWL	64285-MCA-000	ZY	ZE	YH	YC	ZD			F-42	5	
59	MIRROR ASSY., L. BACK	88120-MCA-D30	ZG	ZQ	ZP	ZJ	ZR			F-31	11	
60	MIRROR ASSY., R. BACK	88110-MCA-D30	ZG	ZQ	ZP	ZJ	ZR			F-31	8	
61	MODULE KIT, AIRBAG	06770-MCA-D60	ZB	ZB	ZB	-	ZB			F-54	1	
62	MODULE KIT, AIRBAG	06770-MCA-G71	ZA	ZA	-	ZA	ZA			F-54	1	
63	MODULE KIT, AIRBAG	06770-MCA-K00	ZB	ZB	-	ZB	ZB			F-54	1	
64	MOLDING, L. COWL TRIM	64214-MCA-000	ZY	ZE	YH	YC	ZD			F-19-1	17	
65	MOLDING, L. RR. SADDLEBAG	81471-MCA-000	ZY	ZH	YH	YC	ZD			F-46	32	
66	MOLDING, L. RR. SADDLEBAG LOWER	81482-MCA-000	ZY	ZE	YH	YC	ZD			F-46	34	
67	MOLDING, L. SADDLEBAG SIDE	81461-MCA-000	ZY	ZH	YH	YC	ZD			F-46	31	
68	MOLDING, L. SADDLEBAG SIDE LOWER	81481-MCA-000	ZY	ZE	YH	YC	ZD			F-46	33	
69	MOLDING, L. TRUNK SIDE	81162-MCA-000	ZY	ZH	YH	YC	ZD			F-45	17	
70	MOLDING, R. COWL TRIM	64204-MCA-000	ZY	ZE	YH	YC	ZD			F-19-1	16	
71	MOLDING, R. RR. SADDLEBAG	81271-MCA-000	ZY	ZH	YH	YC	ZD			F-46	14	
72	MOLDING, R. RR. SADDLEBAG LOWER	81282-MCA-000	ZY	ZE	YH	YC	ZD			F-46	17	
73	MOLDING, R. SADDLEBAG SIDE	81261-MCA-000	ZY	ZH	YH	YC	ZD			F-46	13	
74	MOLDING, R. SADDLEBAG SIDE LOWER	81281-MCA-000	ZY	ZE	YH	YC	ZD			F-46	16	
75	MOLDING, R. TRUNK SIDE	81161-MCA-000	ZY	ZH	YH	YC	ZD			F-45	16	
76	MOLDING, TRUNK CENTER	81163-MCA-000	ZY	ZH	YH	YC	ZD			F-45	18	
77	OUTER, L. TRUNK POCKET	82211-MCA-A60	ZA	ZA	ZA	ZA	ZA			F-45	38	
78	OUTER, R. TRUNK POCKET	82111-MCA-A60	ZA	ZA	ZA	ZA	ZA			F-45	28	

1

GOLD WING (GL1800A).....KO/SI/2NZ/2U

No.	MODEL		GL1800A								Applicable block No.	Ref. No.
	COLOR		Nebulous black metallic NH-A73M	Pearl glacier white NH-326P	Mesquite brown metallic YR-292M	Caliente red metallic R-325M	Pearl hot rod yellow Y-130P	Applicable model				
	CODE		NHA73	NH326	YR292	R325	Y130	Initial applicable model	Final applicable model			
	Name of colored parts	Basic part No.										
79	PANEL ASSY., METER	64240-MCA-A70	ZA	ZA	ZA	ZA	ZA			F-2	4	
80	PANEL ASSY., METER	64240-MCA-H00	ZA	ZA	-	ZA	ZA			F-2	4	
81	PROTECTOR ASSY., L. EX. PIPE	18430-MCA-A70	ZA	ZA	ZA	ZA	ZA			F-24-1	31	
82	PROTECTOR ASSY., R. EX. PIPE	18330-MCA-A70	ZA	ZA	ZA	ZA	ZA			F-24-1	14	
83	PROTECTOR SET, L. SIDE	83710-MCA-000	ZA	ZA	ZA	ZA	ZA			F-23	8	
84	PROTECTOR SET, R. SIDE	83610-MCA-000	ZA	ZA	ZA	ZA	ZA			F-23	6	
85	SEAT COMP., DOUBLE HEATED	77200-MCA-A70	ZA	ZA	ZA	ZA	ZA			F-20	1	
86	SHELTER, L. FR.	83178-MCA-A80	ZB	ZB	ZB	ZB	ZB			F-19-1	39	
87	SHELTER, L. TOP	83172-MCA-A80	ZH	ZK	ZS	ZM	ZT			F-19-1	36	
88	SHELTER, R. FR.	83177-MCA-A80	ZB	ZB	ZB	ZB	ZB			F-19-1	38	
89	SHELTER, R. TOP	83171-MCA-A80	ZH	ZK	ZS	ZM	ZT			F-19-1	35	
90	SWITCH ASSY., LEVELING	35820-MCA-R61	ZA	ZA	ZA	ZA	ZA			F-19-1	10	
91	VISOR A, METER PANEL	64255-MCA-R30	ZB	ZB	ZB	ZB	ZB			F-41	26	
92	VISOR B, METER PANEL	64265-MCA-A60	ZA	ZA	ZA	ZA	ZA			F-41	27	

GOLD WING (GL1800A).....U

No.	MODEL		GL1800A							Applicable block No.	Ref. No.
	COLOR		Nebulous black metallic NH-A73M	Pearl glacier white NH-326P	Caliente red metallic R-325M	Pearl hot rod yellow Y-130P	Applicable model				
	CODE		NHA73	NH326	R325	Y130	Initial applicable model	Final applicable model			
	Name of colored parts	Basic part No.									
1	BODY COMP., FRAME	50100-MCA-D32	ZD	ZD	ZD	ZD			F-39	3	
2	BODY, L. ARMREST	82410-MCA-A60	ZA	ZA	ZA	ZA			F-45	46	
3	BODY, L. SADDLEBAG	81411-MCA-A60	ZJ	ZG	ZM	ZU			F-46	23	
4	BODY, R. ARMREST	82310-MCA-A60	ZA	ZA	ZA	ZA			F-45	42	
5	BODY, R. SADDLEBAG	81211-MCA-A60	ZJ	ZG	ZM	ZU			F-46	5	
6	BOX, TRUNK	81111-MCA-000	ZY	ZE	YC	ZD			F-45	9	
7	CLIP, PANEL FIXING	91549-MW0-790	ZA	ZA	ZA	ZA			F-19	43	
8	CLIP, PANEL FIXING	91549-MW0-790	ZA	ZA	ZA	ZA			F-33	21	
9	CLIP, PANEL FIXING	91549-MW0-790	ZA	ZA	ZA	ZA			F-42	30	
10	COVER A, L. ARMREST	82420-MCA-A60	ZA	ZA	ZA	ZA			F-45	47	
11	COVER A, R. ARMREST	82320-MCA-A60	ZA	ZA	ZA	ZA			F-45	43	
12	COVER ASSY., L. SPEAKER	64245-MCA-A60	ZA	ZA	ZA	ZA			F-2	5	
13	COVER ASSY., R. SPEAKER	64235-MCA-A60	ZA	ZA	ZA	ZA			F-2	3	
14	COVER B, L. ARMREST	82430-MCA-A60	ZA	ZA	ZA	ZA			F-45	48	
15	COVER B, R. ARMREST	82330-MCA-A60	ZA	ZA	ZA	ZA			F-45	44	
16	COVER SET, L. SIDE	83700-MCA-000	ZY	ZE	YC	ZD			F-23	7	
17	COVER SET, R. SIDE	83600-MCA-000	ZY	ZE	YC	ZD			F-23	4	
18	COVER, L. PILLION STEP HOLDER	50741-MCA-000	ZA	ZA	ZA	ZA			F-39	9	
19	COVER, L. PILLION STEP UNDER	50817-MCA-000	ZA	ZA	ZA	ZA			F-26	19	
20	COVER, L. PIVOT PLATE	50415-MCA-000	ZA	ZA	ZA	ZA			F-39	7	
21	COVER, L. POCKET	64425-MCA-A60	ZB	ZB	ZB	ZB			F-43	17	
22	COVER, L. WELD BEAD	83713-MCA-000	ZB	ZB	ZB	ZB			F-39	13	
23	COVER, LOWER VENT ADJUSTER LEVER	83161-MCA-A70	ZA	ZA	ZA	ZA			F-19	28	
24	COVER, R. PILLION STEP HOLDER	50740-MCA-000	ZA	ZA	ZA	ZA			F-39	8	
25	COVER, R. PILLION STEP UNDER	50717-MCA-000	ZA	ZA	ZA	ZA			F-26	12	
26	COVER, R. PIVOT PLATE	50410-MCA-000	ZA	ZA	ZA	ZA			F-39	6	
27	COVER, R. POCKET	64415-MCA-A60	ZB	ZB	ZB	ZB			F-43	14	

GOLD WING (GL1800A).....U

No.	MODEL		GL1800A							Applicable block No.	Ref. No.
	COLOR		Nebulous black metallic NH-A73M	Pearl glacier white NH-326P	Caliente red metallic R-325M	Pearl hot rod yellow Y-130P	Applicable model				
	CODE		NHA73	NH326	R325	Y130	Initial applicable model	Final applicable model			
	Name of colored parts	Basic part No.									
28	COVER, R. WELD BEAD	83613-MCA-000	ZB	ZB	ZB	ZB			F-39	12	
29	COVER, TRUNK LOWER	81141-MCA-000	ZY	ZE	YC	ZD			F-45	15	
30	COWL, FR. CENTER	64216-MCA-000	ZY	ZE	YC	ZD			F-42	3	
31	COWL, FR. LOWER	64302-MCA-000	ZA	ZA	ZA	ZA			F-42	12	
32	COWL, L. SIDE	64292-MCA-010	ZY	ZE	YC	ZD			F-42	8	
33	COWL, R. SIDE	64282-MCA-010	ZY	ZE	YC	ZD			F-42	4	
34	CUSHION, L. ARMREST	82440-MCA-A60	ZA	ZA	ZA	ZA			F-45	49	
35	CUSHION, R. ARMREST	82340-MCA-A60	ZA	ZA	ZA	ZA			F-45	45	
36	FENDER A, FR.	61101-MCA-000	ZY	ZE	YC	ZD			F-10	2	
37	FENDER A, RR.	80100-MCA-000	ZY	ZH	YC	ZD			F-30	2	
38	FENDER B, FR.	61103-MCA-000	ZY	ZE	YC	ZD			F-10	3	
39	GARNISH SET, SCREEN	64120-MCA-A60	ZH	ZI	ZL	ZS			F-41	10	
40	GRIP, L. PASSENGER	84155-MCA-000	ZA	ZA	ZA	ZA			F-20	7	
41	GRIP, R. PASSENGER	84150-MCA-000	ZA	ZA	ZA	ZA			F-20	6	
42	HEATED SEAT COMP., BACK	77500-MCA-A70	ZA	ZA	ZA	ZA			F-20	5	
43	HINGE, L. POCKET	64412-MCA-A60	ZA	ZA	ZA	ZA			F-43	12	
44	HINGE, R. POCKET	64411-MCA-A60	ZA	ZA	ZA	ZA			F-43	11	
45	HOUSING, L.	88122-MCA-000	ZV	ZH	ZY	ZN			F-31	12	
46	HOUSING, R.	88112-MCA-000	ZV	ZH	ZY	ZN			F-31	9	
47	LEVER, TRUNK POCKET	82160-MCA-A60	ZA	ZA	ZA	ZA			F-45	34	
48	LID COMP., L. EX. PIPE PROTECTOR	18435-MCA-A70	ZA	ZA	ZA	ZA			F-24-1	32	
49	LID COMP., R. EX. PIPE PROTECTOR	18335-MCA-A70	ZA	ZA	ZA	ZA			F-24-1	17	
50	LID SET, TRUNK	81125-MCA-A60	ZP	YA	ZS	ZY			F-45	11	
51	LID, L. SADDLEBAG	81421-MCA-000	ZY	ZE	YC	ZD			F-46	24	
52	LID, L. TRUNK POCKET	82220-MCA-A60	ZA	ZA	ZA	ZA			F-45	40	
53	LID, R. SADDLEBAG	81221-MCA-000	ZY	ZE	YC	ZD			F-46	6	
54	LID, R. TRUNK POCKET	82120-MCA-A60	ZA	ZA	ZA	ZA			F-45	30	



GOLD WING (GL1800A).....U

No.	MODEL		GL1800A						Applicable block No.	Ref. No.
	COLOR		Nebulous black metallic NH-A73M	Pearl glacier white NH-326P	Caliente red metallic R-325M	Pearl hot rod yellow Y-130P	Applicable model			
	CODE		NHA73	NH326	R325	Y130	Initial applicable model	Final applicable model		
	Name of colored parts	Basic part No.								
55	LID, SHELTER	83153-MCA-000	ZY	ZE	YC	ZD			F-19	23
56	LOUVER, L. SIDE COWL	64295-MCA-000	ZY	ZE	YC	ZD			F-42	9
57	LOUVER, R. SIDE COWL	64285-MCA-000	ZY	ZE	YC	ZD			F-42	5
58	MIRROR ASSY., L. BACK	88120-MCA-D30	ZG	ZQ	ZJ	ZR			F-31	11
59	MIRROR ASSY., R. BACK	88110-MCA-D30	ZG	ZQ	ZJ	ZR			F-31	8
60	MOLDING, L. COWL TRIM	64214-MCA-000	ZY	ZE	YC	ZD			F-19	12
61	MOLDING, L. RR. SADDLEBAG	81471-MCA-000	ZY	ZH	YC	ZD			F-46	32
62	MOLDING, L. RR. SADDLEBAG LOWER	81482-MCA-000	ZY	ZE	YC	ZD			F-46	34
63	MOLDING, L. SADDLEBAG SIDE	81461-MCA-000	ZY	ZH	YC	ZD			F-46	31
64	MOLDING, L. SADDLEBAG SIDE LOWER	81481-MCA-000	ZY	ZE	YC	ZD			F-46	33
65	MOLDING, L. TRUNK SIDE	81162-MCA-000	ZY	ZH	YC	ZD			F-45	17
66	MOLDING, R. COWL TRIM	64204-MCA-000	ZY	ZE	YC	ZD			F-19	11
67	MOLDING, R. RR. SADDLEBAG	81271-MCA-000	ZY	ZH	YC	ZD			F-46	14
68	MOLDING, R. RR. SADDLEBAG LOWER	81282-MCA-000	ZY	ZE	YC	ZD			F-46	17
69	MOLDING, R. SADDLEBAG SIDE	81261-MCA-000	ZY	ZH	YC	ZD			F-46	13
70	MOLDING, R. SADDLEBAG SIDE LOWER	81281-MCA-000	ZY	ZE	YC	ZD			F-46	16
71	MOLDING, R. TRUNK SIDE	81161-MCA-000	ZY	ZH	YC	ZD			F-45	16
72	MOLDING, TRUNK CENTER	81163-MCA-000	ZY	ZH	YC	ZD			F-45	18
73	OUTER, L. TRUNK POCKET	82211-MCA-A60	ZA	ZA	ZA	ZA			F-45	38
74	OUTER, R. TRUNK POCKET	82111-MCA-A60	ZA	ZA	ZA	ZA			F-45	28
75	PANEL ASSY., METER	64240-MCA-H00	ZA	ZA	ZA	ZA			F-2	4
76	PROTECTOR ASSY., L. EX. PIPE	18430-MCA-A70	ZA	ZA	ZA	ZA			F-24-1	31
77	PROTECTOR ASSY., R. EX. PIPE	18330-MCA-A70	ZA	ZA	ZA	ZA			F-24-1	14
78	PROTECTOR SET, L. SIDE	83710-MCA-000	ZA	ZA	ZA	ZA			F-23	8
79	PROTECTOR SET, R. SIDE	83610-MCA-000	ZA	ZA	ZA	ZA			F-23	6

GOLD WING (GL1800A).....U

No.	MODEL		GL1800A							
	COLOR		Nebulous black metallic NH-A73M	Pearl glacier white NH-326P	Caliente red metallic R-325M	Pearl hot rod yellow Y-130P	Applicable model		Applicable block No.	Ref. No.
	CODE		NHA73	NH326	R325	Y130	Initial applicable model	Final applicable model		
	Name of colored parts	Basic part No.								
80	SEAT COMP., DOUBLE HEATED	77200-MCA-A70	ZA	ZA	ZA	ZA			F-20	1
81	SHELTER ASSY., FR.	83150-MCA-H50	ZA	ZA	ZA	ZA			F-19	21
82	SHELTER, TOP	83152-MCA-000	ZY	ZE	YC	ZD			F-19	22
83	VISOR A, METER PANEL	64255-MCA-R30	ZB	ZB	ZB	ZB			F-41	26
84	VISOR B, METER PANEL	64265-MCA-A60	ZA	ZA	ZA	ZA			F-41	27

YUMBO-JP.COM

GOLD WING (GL1800A).....2ED/2F/3E

No.	MODEL		GL1800A						Applicable block No.	Ref. No.
	COLOR		Nebulous black metallic NH-A73M	Pearl glacier white NH-326P	Mesquite brown metallic YR-292M	Pearl hot rod yellow Y-130P	Applicable model			
	CODE		NHA73	NH326	YR292	Y130	Initial applicable model	Final applicable model		
	Name of colored parts	Basic part No.								
1	BODY COMP., FRAME	50100-MCA-D50	ZA	ZA	ZA	ZA			F-39	3
2	BODY, L. ARMREST	82410-MCA-A60	ZA	ZA	ZA	ZA			F-45	46
3	BODY, L. SADDLEBAG	81411-MCA-A60	ZJ	ZG	ZT	ZU			F-46	23
4	BODY, R. ARMREST	82310-MCA-A60	ZA	ZA	ZA	ZA			F-45	42
5	BODY, R. SADDLEBAG	81211-MCA-A60	ZJ	ZG	ZT	ZU			F-46	5
6	BOX, TRUNK	81111-MCA-000	ZY	ZE	YH	ZD			F-45	9
7	CENTER ASSY., FR. SHELTER	83150-MCA-A80	ZB	ZB	ZB	ZB			F-19-1	23
8	CENTER COMP., TOP SHELTER	83170-MCA-A80	ZH	ZK	ZS	ZT			F-19-1	34
9	CLIP, PANEL FIXING	91549-MW0-790	ZA	ZA	ZA	ZA			F-19-1	55
10	CLIP, PANEL FIXING	91549-MW0-790	ZA	ZA	ZA	ZA			F-33	21
11	CLIP, PANEL FIXING	91549-MW0-790	ZA	ZA	ZA	ZA			F-42	30
12	COVER A, L. ARMREST	82420-MCA-A60	ZA	ZA	ZA	ZA			F-45	47
13	COVER A, R. ARMREST	82320-MCA-A60	ZA	ZA	ZA	ZA			F-45	43
14	COVER ASSY., L. SPEAKER	64245-MCA-A60	ZA	ZA	ZA	ZA			F-2	5
15	COVER ASSY., R. SPEAKER	64235-MCA-A60	ZA	ZA	ZA	ZA			F-2	3
16	COVER B, L. ARMREST	82430-MCA-A60	ZA	ZA	ZA	ZA			F-45	48
17	COVER B, R. ARMREST	82330-MCA-A60	ZA	ZA	ZA	ZA			F-45	44
18	COVER SET, L. SIDE	83700-MCA-000	ZY	ZE	YG	ZD			F-23	7
19	COVER SET, R. SIDE	83600-MCA-000	ZY	ZE	YG	ZD			F-23	4
20	COVER, L. PILLION STEP HOLDER	50741-MCA-000	ZA	ZA	ZA	ZA			F-39	9
21	COVER, L. PILLION STEP UNDER	50817-MCA-000	ZA	ZA	ZA	ZA			F-26	19
22	COVER, L. PIVOT PLATE	50415-MCA-000	ZA	ZA	ZA	ZA			F-39	7
23	COVER, L. POCKET	64425-MCA-A60	ZB	ZB	ZB	ZB			F-43	17
24	COVER, L. WELD BEAD	83713-MCA-000	ZB	ZB	ZB	ZB			F-39	13
25	COVER, LOWER VENT ADJUSTER LEVER	83161-MCA-A70	ZA	ZA	ZA	ZA			F-19-1	29
26	COVER, R. PILLION STEP HOLDER	50740-MCA-000	ZA	ZA	ZA	ZA			F-39	8

GOLD WING (GL1800A).....2ED/2F/3E

No.	MODEL		GL1800A							Applicable block No.	Ref. No.
	COLOR		Nebulous black metallic NH-A73M	Pearl glacier white NH-326P	Mesquite brown metallic YR-292M	Pearl hot rod yellow Y-130P	Applicable model				
	CODE						Initial applicable model	Final applicable model			
	Name of colored parts	Basic part No.	NHA73	NH326	YR292	Y130					
27	COVER, R. PILLION STEP UNDER	50717-MCA-000	ZA	ZA	ZA	ZA			F-26	12	
28	COVER, R. PIVOT PLATE	50410-MCA-000	ZA	ZA	ZA	ZA			F-39	6	
29	COVER, R. WELD BEAD	83613-MCA-000	ZB	ZB	ZB	ZB			F-39	12	
30	COVER, TRUNK LOWER	81141-MCA-000	ZY	ZE	YH	ZD			F-45	15	
31	COWL, FR. CENTER	64216-MCA-000	ZY	ZE	YH	ZD			F-42	3	
32	COWL, FR. LOWER	64302-MCA-000	ZA	ZA	ZA	ZA			F-42	12	
33	COWL, L. SIDE	64292-MCA-010	ZY	ZE	YH	ZD			F-42	8	
34	COWL, R. SIDE	64282-MCA-010	ZY	ZE	YH	ZD			F-42	4	
35	CUSHION, L. ARMREST	82440-MCA-A60	ZA	ZA	ZA	ZA			F-45	49	
36	CUSHION, R. ARMREST	82340-MCA-A60	ZA	ZA	ZA	ZA			F-45	45	
37	FENDER A, FR.	61101-MCA-000	ZY	ZE	YH	ZD			F-10	2	
38	FENDER A, RR.	80100-MCA-000	ZY	ZH	YG	ZD			F-30	2	
39	FENDER B, FR.	61103-MCA-A80	ZH	ZK	ZS	ZT			F-10	3	
40	GARNISH SET, SCREEN	64120-MCA-A60	ZH	ZT	ZR	ZS			F-41	10	
41	GRIP, L. PASSENGER	84155-MCA-000	ZA	ZA	ZA	ZA			F-20	7	
42	GRIP, R. PASSENGER	84150-MCA-000	ZA	ZA	ZA	ZA			F-20	6	
43	HEATED SEAT COMP., BACK	77500-MCA-A70	ZB	ZB	ZB	ZB			F-20	5	
44	HINGE, L. POCKET	64412-MCA-A60	ZA	ZA	ZA	ZA			F-43	12	
45	HOUSING, L.	88122-MCA-000	ZV	ZH	YE	ZN			F-31	12	
46	HOUSING, R.	88112-MCA-000	ZV	ZH	YE	ZN			F-31	9	
47	LEVER, TRUNK POCKET	82160-MCA-A60	ZA	ZA	ZA	ZA			F-45	34	
48	LID COMP., L. EX. PIPE PROTECTOR	18435-MCA-A70	ZA	ZA	ZA	ZA			F-24-1	32	
49	LID COMP., R. EX. PIPE PROTECTOR	18335-MCA-A70	ZA	ZA	ZA	ZA			F-24-1	17	
50	LID SET, TRUNK	81125-MCA-A60	ZP	YA	ZX	ZY			F-45	11	
51	LID, L. SADDLEBAG	81421-MCA-000	ZY	ZE	YH	ZD			F-46	24	
52	LID, L. TRUNK POCKET	82220-MCA-A60	ZA	ZA	ZA	ZA			F-45	40	
53	LID, R. SADDLEBAG	81221-MCA-000	ZY	ZE	YH	ZD			F-46	6	

GOLD WING (GL1800A).....2ED/2F/3E

No.	MODEL		GL1800A							Applicable block No.	Ref. No.
	COLOR		Nebulous black metallic NH-A73M	Pearl glacier white NH-326P	Mesquite brown metallic YR-292M	Pearl hot rod yellow Y-130P	Applicable model				
	CODE		NHA73	NH326	YR292	Y130	Initial applicable model	Final applicable model			
	Name of colored parts	Basic part No.									
54	LID, R. TRUNK POCKET	82120-MCA-A60	ZA	ZA	ZA	ZA			F-45	30	
55	LID, SHELTER	83153-MCA-A80	ZH	ZK	ZS	ZT			F-19-1	24	
56	LOUVER, L. SIDE COWL	64295-MCA-000	ZY	ZE	YH	ZD			F-42	9	
57	LOUVER, R. SIDE COWL	64285-MCA-000	ZY	ZE	YH	ZD			F-42	5	
58	MIRROR ASSY., L. BACK	88120-MCA-D30	ZG	ZQ	ZP	ZR			F-31	11	
59	MIRROR ASSY., R. BACK	88110-MCA-D30	ZG	ZQ	ZP	ZR			F-31	8	
60	MODULE KIT, AIRBAG	06770-MCA-G71	ZA	ZA	ZA	ZA			F-54	1	
61	MOLDING, L. COWL TRIM	64214-MCA-000	ZY	ZE	YH	ZD			F-19-1	17	
62	MOLDING, L. RR. SADDLEBAG	81471-MCA-000	ZY	ZH	YH	ZD			F-46	32	
63	MOLDING, L. RR. SADDLEBAG LOWER	81482-MCA-000	ZY	ZE	YH	ZD			F-46	34	
64	MOLDING, L. SADDLEBAG SIDE	81461-MCA-000	ZY	ZH	YH	ZD			F-46	31	
65	MOLDING, L. SADDLEBAG SIDE LOWER	81481-MCA-000	ZY	ZE	YH	ZD			F-46	33	
66	MOLDING, L. TRUNK SIDE	81162-MCA-000	ZY	ZH	YH	ZD			F-45	17	
67	MOLDING, R. COWL TRIM	64204-MCA-000	ZY	ZE	YH	ZD			F-19-1	16	
68	MOLDING, R. RR. SADDLEBAG	81271-MCA-000	ZY	ZH	YH	ZD			F-46	14	
69	MOLDING, R. RR. SADDLEBAG LOWER	81282-MCA-000	ZY	ZE	YH	ZD			F-46	17	
70	MOLDING, R. SADDLEBAG SIDE	81261-MCA-000	ZY	ZH	YH	ZD			F-46	13	
71	MOLDING, R. SADDLEBAG SIDE LOWER	81281-MCA-000	ZY	ZE	YH	ZD			F-46	16	
72	MOLDING, R. TRUNK SIDE	81161-MCA-000	ZY	ZH	YH	ZD			F-45	16	
73	MOLDING, TRUNK CENTER	81163-MCA-000	ZY	ZH	YH	ZD			F-45	18	
74	OUTER, L. TRUNK POCKET	82211-MCA-A60	ZA	ZA	ZA	ZA			F-45	38	
75	OUTER, R. TRUNK POCKET	82111-MCA-A60	ZA	ZA	ZA	ZA			F-45	28	
76	PANEL ASSY., METER	64240-MCA-A70	ZA	ZA	ZA	ZA			F-2	4	
77	PROTECTOR ASSY., L. EX. PIPE	18430-MCA-A70	ZA	ZA	ZA	ZA			F-24-1	31	
78	PROTECTOR ASSY., R. EX. PIPE	18330-MCA-A70	ZA	ZA	ZA	ZA			F-24-1	14	

GOLD WING (GL1800A).....2ED/2F/3E

No.	MODEL		GL1800A							Applicable block No.	Ref. No.
	COLOR		Nebulous black metallic NH-A73M	Pearl glacier white NH-326P	Mesquite brown metallic YR-292M	Pearl hot rod yellow Y-130P	Applicable model				
	CODE		NHA73	NH326	YR292	Y130	Initial applicable model	Final applicable model			
	Name of colored parts	Basic part No.									
79	PROTECTOR SET, L. SIDE	83710-MCA-000	ZA	ZA	ZA	ZA			F-23	8	
80	PROTECTOR SET, R. SIDE	83610-MCA-000	ZA	ZA	ZA	ZA			F-23	6	
81	SEAT COMP., DOUBLE HEATED	77200-MCA-A70	ZB	ZB	ZB	ZB			F-20	1	
82	SHELTER, L. FR.	83178-MCA-A80	ZB	ZB	ZB	ZB			F-19-1	39	
83	SHELTER, L. TOP	83172-MCA-A80	ZH	ZK	ZS	ZT			F-19-1	36	
84	SHELTER, R. FR.	83177-MCA-A80	ZB	ZB	ZB	ZB			F-19-1	38	
85	SHELTER, R. TOP	83171-MCA-A80	ZH	ZK	ZS	ZT			F-19-1	35	
86	SWITCH ASSY., LEVELING	35820-MCA-R61	ZA	ZA	ZA	ZA			F-19-1	10	
87	VISOR A, METER PANEL	64255-MCA-R30	ZB	ZB	ZB	ZB			F-41	26	
88	VISOR B, METER PANEL	64265-MCA-A60	ZA	ZA	ZA	ZA			F-41	27	

YUMBO.COM

GOLD WING (GL1800c).....E/ED/F/U

No.	MODEL		GL1800C							Applicable block No.	Ref. No.
	COLOR		Graphite black	Candy alizarin red	Pearl fadeless white	Glint wave blue metallic	Applicable model				
	CODE		NH-B01	R-345C	NH-341P	B-197M	Initial applicable model	Final applicable model			
	Name of colored parts	Basic part No.	NHB01	R345	NH341	B197					
1	BODY COMP., FRAME	50100-MCA-B20	ZA	ZA	ZA	ZA			F-39	3	
2	BODY, L.	88122-MCA-S40	ZC	ZA	ZB	ZD			F-31	12	
3	BODY, L. ARMREST	82410-MCA-A60	ZA	ZA	ZA	ZA			F-45-1	45	
4	BODY, L. SADDLEBAG	81411-MCA-S40	ZB	ZD	ZC	ZA			F-46-1	19	
5	BODY, R.	88112-MCA-S40	ZC	ZA	ZB	ZD			F-31	9	
6	BODY, R. ARMREST	82310-MCA-A60	ZA	ZA	ZA	ZA			F-45-1	41	
7	BODY, R. SADDLEBAG	81211-MCA-S40	ZB	ZD	ZC	ZA			F-46-1	5	
8	BOX, TRUNK	81111-MCA-S40	ZB	ZD	ZC	ZA			F-45-1	9	
9	BRACKET, L. MAIN STEP	50614-MCA-S40	ZA	ZA	ZA	ZA			F-26	3	
10	BRACKET, R. MAIN STEP	50613-MCA-S40	ZA	ZA	ZA	ZA			F-26	2	
11	CENTER ASSY., FR. SHELTER	83150-MCA-S40	ZA	ZA	ZA	ZA			F-19-2	25	
12	CLIP, PANEL FIXING	91549-MW0-790	ZA	ZA	ZA	ZA			F-33	21	
13	CLIP, PANEL FIXING	91549-MW0-790	ZA	ZA	ZA	ZA			F-42-1	35	
14	COVER A, L. ARMREST	82420-MCA-A60	ZA	ZA	ZA	ZA			F-45-1	46	
15	COVER A, R. ARMREST	82320-MCA-A60	ZA	ZA	ZA	ZA			F-45-1	42	
16	COVER ASSY., L. SPEAKER	64245-MCA-A60	ZA	ZA	ZA	ZA			F-2	5	
17	COVER ASSY., R. SPEAKER	64235-MCA-A60	ZA	ZA	ZA	ZA			F-2	3	
18	COVER B, L. ARMREST	82430-MCA-S40	ZA	ZA	ZA	ZA			F-45-1	47	
19	COVER B, R. ARMREST	82330-MCA-S40	ZA	ZA	ZA	ZA			F-45-1	43	
20	COVER SET, FR. FORK	61100-MCA-S40	ZA	ZA	ZA	ZA			F-10	26	
21	COVER SET, L. FR. FENDER	61120-MCA-S70	ZA	ZA	ZA	ZA			F-10	12	
22	COVER SET, L. RR. SADDLEBAG	80120-MCA-S40	ZB	ZD	ZC	ZA			F-30-2	9	
23	COVER SET, L. SIDE	83700-MCA-S40	ZB	ZD	ZC	ZA			F-23-1	6	
24	COVER SET, R. FR. FENDER	61110-MCA-S70	ZA	ZA	ZA	ZA			F-10	9	
25	COVER SET, R. RR. SADDLEBAG	80110-MCA-S40	ZB	ZD	ZC	ZA			F-30-2	8	
26	COVER SET, R. SIDE	83600-MCA-S40	ZB	ZD	ZC	ZA			F-23-1	3	

1

GOLD WING (GL1800c).....E/ED/F/U

No.	MODEL		GL1800C							Applicable block No.	Ref. No.
	COLOR		Graphite black	Candy alizarin red	Pearl fadeless white	Glint wave blue metallic	Applicable model				
	CODE		NH-B01	R-345C	NH-341P	B-197M	Initial applicable model	Final applicable model			
	Name of colored parts	Basic part No.	NHB01	R345	NH341	B197					
27	COVER, FR. SHELTER	83126-MCA-S40	ZA	ZA	ZA	ZA			F-19-3	4	
28	COVER, L. HEADLIGHT SIDE	64296-MCA-S40	ZA	ZA	ZA	ZA			F-42-1	11	
29	COVER, L. PILLION STEP HOLDER	50741-MCA-000	ZB	ZB	ZB	ZB			F-39	9	
30	COVER, L. PILLION STEP UNDER	50817-MCA-000	ZB	ZB	ZB	ZB			F-26	19	
31	COVER, L. PIVOT PLATE	50415-MCA-000	ZA	ZA	ZA	ZA			F-39	7	
32	COVER, L. POCKET	64425-MCA-S40	ZA	ZA	ZA	ZA			F-43	17	
33	COVER, L. TRUNK LOWER	81148-MCA-S40	ZB	ZD	ZC	ZA			F-45-1	18	
34	COVER, L. WELD BEAD	83713-MCA-S40	ZA	ZA	ZA	ZA			F-39	13	
35	COVER, LOWER VENT ADJUSTER LEVER	83161-MCA-S40	ZA	ZA	ZA	ZA			F-19-2	31	
36	COVER, R. HEADLIGHT SIDE	64286-MCA-S40	ZA	ZA	ZA	ZA			F-42-1	8	
37	COVER, R. PILLION STEP HOLDER	50740-MCA-000	ZB	ZB	ZB	ZB			F-39	8	
38	COVER, R. PILLION STEP UNDER	50717-MCA-000	ZB	ZB	ZB	ZB			F-26	12	
39	COVER, R. PIVOT PLATE	50410-MCA-000	ZA	ZA	ZA	ZA			F-39	6	
40	COVER, R. TRUNK LOWER	81143-MCA-S40	ZB	ZD	ZC	ZA			F-45-1	17	
41	COVER, R. WELD BEAD	83613-MCA-S40	ZA	ZA	ZA	ZA			F-39	12	
42	COVER, TRUNK LOWER	81141-MCA-S40	ZB	ZD	ZC	ZA			F-45-1	16	
43	COWL SET, L. MIDDLE	64290-MCA-S40	ZA	ZA	ZA	ZA			F-42-1	9	
44	COWL SET, R. MIDDLE	64280-MCA-S40	ZA	ZA	ZA	ZA			F-42-1	6	
45	COWL, FR. CENTER	64216-MCA-000	YK	YM	YL	YJ			F-42-1	5	
46	COWL, FR. LOWER	64302-MCA-S40	ZA	ZA	ZA	ZA			F-42-1	12	
47	COWL, L. SIDE	64292-MCA-S40	ZB	ZD	ZC	ZA			F-42-1	10	
48	COWL, R. SIDE	64282-MCA-S40	ZB	ZD	ZC	ZA			F-42-1	7	
49	COWL, RR. CENTER SADDLEBAG	81501-MCA-S40	ZB	ZD	ZC	ZA			F-46-1	24	
50	CUSHION, L. ARMREST	82440-MCA-A60	ZA	ZA	ZA	ZA			F-45-1	48	
51	CUSHION, R. ARMREST	82340-MCA-A60	ZA	ZA	ZA	ZA			F-45-1	44	
52	FENDER A, RR.	80106-MCA-S40	ZA	ZA	ZA	ZA			F-30-2	7	
53	FENDER B, FR.	61103-MCA-000	YK	YM	YL	YJ			F-10	3	

GOLD WING (GL1800c).....E/ED/F/U

No.	MODEL		GL1800C							Applicable block No.	Ref. No.
	COLOR		Graphite black	Candy alizarin red	Pearl fadeless white	Glint wave blue metallic	Applicable model				
	CODE		NH-B01	R-345C	NH-341P	B-197M	Initial applicable model	Final applicable model			
	Name of colored parts	Basic part No.	NHB01	R345	NH341	B197					
54	FENDER COMP., FR.	61000-MCA-S40	ZC	ZA	ZB	ZD			F-10	25	
55	GARNISH SET, SCREEN	64120-MCA-S40	ZB	ZD	ZC	ZA			F-41-1	10	
56	GRIP, L. PASSENGER	84155-MCA-000	ZA	ZA	ZA	ZA			F-20	7	
57	GRIP, R. PASSENGER	84150-MCA-000	ZA	ZA	ZA	ZA			F-20	6	
58	HINGE, L. POCKET	64412-MCA-S40	ZA	ZA	ZA	ZA			F-43	12	
59	LEVER, TRUNK POCKET	82160-MCA-A60	ZA	ZA	ZA	ZA			F-45-1	34	
60	LID COMP., L. EX. PIPE PROTECTOR	18435-MCA-A70	ZA	ZA	ZA	ZA			F-24-1	32	
61	LID COMP., R. EX. PIPE PROTECTOR	18335-MCA-A70	ZA	ZA	ZA	ZA			F-24-1	17	
62	LID SET, TRUNK	81125-MCA-A60	YC	YE	YD	YB			F-45-1	12	
63	LID, L. SADDLEBAG	81421-MCA-S40	ZB	ZD	ZC	ZA			F-46-1	20	
64	LID, L. TRUNK POCKET	82220-MCA-A60	ZA	ZA	ZA	ZA			F-45-1	39	
65	LID, R. SADDLEBAG	81221-MCA-S40	ZB	ZD	ZC	ZA			F-46-1	6	
66	LID, R. TRUNK POCKET	82120-MCA-A60	ZA	ZA	ZA	ZA			F-45-1	30	
67	LID, SHELTER	83153-MCA-S40	ZB	ZD	ZC	ZA			F-19-2	26	
68	MIRROR ASSY., L. BACK	88120-MCA-B21	ZB	ZD	ZC	ZA			F-31	11	
69	MIRROR ASSY., R. BACK	88110-MCA-B21	ZB	ZD	ZC	ZA			F-31	8	
70	MOLDING, L. COWL TRIM	64214-MCA-S40	ZA	ZA	ZA	ZA			F-19-2	18	
71	MOLDING, R. COWL TRIM	64204-MCA-S40	ZA	ZA	ZA	ZA			F-19-2	17	
72	OUTER, L. TRUNK POCKET	82211-MCA-A60	ZA	ZA	ZA	ZA			F-45-1	37	
73	OUTER, R. TRUNK POCKET	82111-MCA-A60	ZA	ZA	ZA	ZA			F-45-1	28	
74	PANEL ASSY., METER	64240-MCA-S40	ZA	ZA	ZA	ZA			F-2	4	
75	PANEL, L. SHELTER TOP	83192-MCA-S40	ZA	ZA	ZA	ZA			F-19-2	41	
76	PANEL, R. SHELTER TOP	83191-MCA-S40	ZA	ZA	ZA	ZA			F-19-2	40	
77	PROTECTOR ASSY., L. EX. PIPE	18430-MCA-A70	ZA	ZA	ZA	ZA			F-24-1	31	
78	PROTECTOR ASSY., R. EX. PIPE	18330-MCA-A70	ZA	ZA	ZA	ZA			F-24-1	14	
79	SHELTER SET, L. TOP	83194-MCA-S40	ZB	ZD	ZC	ZA			F-19-2	43	
80	SHELTER SET, R. TOP	83193-MCA-S40	ZB	ZD	ZC	ZA			F-19-2	42	

1

GOLD WING (GL1800c).....E/ED/F/U

No.	MODEL		GL1800C							Applicable block No.	Ref. No.
	COLOR		Graphite black	Candy alizarin red	Pearl fadeless white	Glint wave blue metallic	Applicable model				
	CODE		NH-B01	R-345C	NH-341P	B-197M	Initial applicable model	Final applicable model			
	Name of colored parts	Basic part No.	NHB01	R345	NH341	B197					
81	SHELTER, CENTER TOP	83173-MCA-S40	ZB	ZD	ZC	ZA			F-19-2	36	
82	SHELTER, L. FR.	83178-MCA-S40	ZA	ZA	ZA	ZA			F-19-2	39	
83	SHELTER, R. FR.	83177-MCA-S40	ZA	ZA	ZA	ZA			F-19-2	38	
84	SWITCH ASSY., LEVELING	35820-MCA-R61	ZA	ZA	ZA	ZA			F-19-2	10	
85	VISOR A, METER PANEL	64255-MCA-S40	ZA	ZA	ZA	ZA			F-41-1	26	
86	VISOR B, METER PANEL	64265-MCA-A60	ZA	ZA	ZA	ZA			F-41-1	27	

YUMBO-JP.COM

GOLD WING (GL1800c).....KO

No.	MODEL		GL1800C						Ref. No.
	COLOR		Graphite black	Candy alizarin red	Pearl fadeless white	Applicable model		Applicable block No.	
	CODE		NH-B01	R-345C	NH-341P	Initial applicable model	Final applicable model		
	Name of colored parts	Basic part No.	NHB01	R345	NH341				
1	BODY COMP., FRAME	50100-MCA-S40	ZA	ZA	ZA			F-39	3
2	BODY, L.	88122-MCA-S40	ZC	ZA	ZB			F-31	12
3	BODY, L. ARMREST	82410-MCA-A60	ZA	ZA	ZA			F-45-1	45
4	BODY, L. SADDLEBAG	81411-MCA-S40	ZB	ZD	ZC			F-46-1	19
5	BODY, R.	88112-MCA-S40	ZC	ZA	ZB			F-31	9
6	BODY, R. ARMREST	82310-MCA-A60	ZA	ZA	ZA			F-45-1	41
7	BODY, R. SADDLEBAG	81211-MCA-S40	ZB	ZD	ZC			F-46-1	5
8	BOX, TRUNK	81111-MCA-S40	ZB	ZD	ZC			F-45-1	9
9	BRACKET, L. MAIN STEP	50614-MCA-S40	ZA	ZA	ZA			F-26	3
10	BRACKET, R. MAIN STEP	50613-MCA-S40	ZA	ZA	ZA			F-26	2
11	CENTER ASSY., FR. SHELTER	83150-MCA-S40	ZA	ZA	ZA			F-19-2	25
12	CENTER COMP., TOP SHELTER	83170-MCA-S80	ZB	ZD	ZC			F-19-2	35
13	CLIP, PANEL FIXING	91549-MW0-790	ZA	ZA	ZA			F-33	21
14	CLIP, PANEL FIXING	91549-MW0-790	ZA	ZA	ZA			F-42-1	35
15	COVER A, L. ARMREST	82420-MCA-A60	ZA	ZA	ZA			F-45-1	46
16	COVER A, R. ARMREST	82320-MCA-A60	ZA	ZA	ZA			F-45-1	42
17	COVER ASSY., L. SPEAKER	64245-MCA-A60	ZA	ZA	ZA			F-2	5
18	COVER ASSY., R. SPEAKER	64235-MCA-A60	ZA	ZA	ZA			F-2	3
19	COVER B, L. ARMREST	82430-MCA-S40	ZA	ZA	ZA			F-45-1	47
20	COVER B, R. ARMREST	82330-MCA-S40	ZA	ZA	ZA			F-45-1	43
21	COVER SET, FR. FORK	61100-MCA-S40	ZA	ZA	ZA			F-10	26
22	COVER SET, L. FR. FENDER	61120-MCA-S80	ZA	ZA	ZA			F-10	12
23	COVER SET, L. RR. SADDLEBAG	80120-MCA-S40	ZB	ZD	ZC			F-30-2	9
24	COVER SET, L. SIDE	83700-MCA-S40	ZB	ZD	ZC			F-23-1	6
25	COVER SET, R. FR. FENDER	61110-MCA-S80	ZA	ZA	ZA			F-10	9
26	COVER SET, R. RR. SADDLEBAG	80110-MCA-S40	ZB	ZD	ZC			F-30-2	8
27	COVER SET, R. SIDE	83600-MCA-S40	ZB	ZD	ZC			F-23-1	3

GOLD WING (GL1800c).....KO

No.	MODEL		GL1800C						Applicable block No.	Ref. No.
	COLOR		Graphite black	Candy alizarin red	Pearl fadeless white	Applicable model				
	CODE		NH-B01	R-345C	NH-341P					
	Name of colored parts	Basic part No.	NHB01	R345	NH341	Initial applicable model	Final applicable model			
28	COVER, L. HEADLIGHT SIDE	64296-MCA-S40	ZA	ZA	ZA			F-42-1	11	
29	COVER, L. PILLION STEP HOLDER	50741-MCA-000	ZB	ZB	ZB			F-39	9	
30	COVER, L. PILLION STEP UNDER	50817-MCA-000	ZB	ZB	ZB			F-26	19	
31	COVER, L. PIVOT PLATE	50415-MCA-000	ZA	ZA	ZA			F-39	7	
32	COVER, L. POCKET	64425-MCA-S40	ZA	ZA	ZA			F-43	17	
33	COVER, L. TRUNK LOWER	81148-MCA-S40	ZB	ZD	ZC			F-45-1	18	
34	COVER, L. WELD BEAD	83713-MCA-S40	ZA	ZA	ZA			F-39	13	
35	COVER, LOWER VENT ADJUSTER LEVER	83161-MCA-S40	ZA	ZA	ZA			F-19-2	31	
36	COVER, R. HEADLIGHT SIDE	64286-MCA-S40	ZA	ZA	ZA			F-42-1	8	
37	COVER, R. PILLION STEP HOLDER	50740-MCA-000	ZB	ZB	ZB			F-39	8	
38	COVER, R. PILLION STEP UNDER	50717-MCA-000	ZB	ZB	ZB			F-26	12	
39	COVER, R. PIVOT PLATE	50410-MCA-000	ZA	ZA	ZA			F-39	6	
40	COVER, R. TRUNK LOWER	81143-MCA-S40	ZB	ZD	ZC			F-45-1	17	
41	COVER, R. WELD BEAD	83613-MCA-S40	ZA	ZA	ZA			F-39	12	
42	COVER, TRUNK LOWER	81141-MCA-S40	ZB	ZD	ZC			F-45-1	16	
43	COWL SET, L. MIDDLE	64290-MCA-S40	ZA	ZA	ZA			F-42-1	9	
44	COWL SET, R. MIDDLE	64280-MCA-S40	ZA	ZA	ZA			F-42-1	6	
45	COWL, FR. CENTER	64216-MCA-000	YK	YM	YL			F-42-1	5	
46	COWL, FR. LOWER	64302-MCA-S40	ZA	ZA	ZA			F-42-1	12	
47	COWL, L. SIDE	64292-MCA-S40	ZB	ZD	ZC			F-42-1	10	
48	COWL, R. SIDE	64282-MCA-S40	ZB	ZD	ZC			F-42-1	7	
49	COWL, RR. CENTER SADDLEBAG	81501-MCA-S40	ZB	ZD	ZC			F-46-1	24	
50	CUSHION, L. ARMREST	82440-MCA-A60	ZA	ZA	ZA			F-45-1	48	
51	CUSHION, R. ARMREST	82340-MCA-A60	ZA	ZA	ZA			F-45-1	44	
52	FENDER A, RR.	80106-MCA-S40	ZA	ZA	ZA			F-30-2	7	
53	FENDER B, FR.	61103-MCA-A80	ZV	ZX	ZW			F-10	3	

GOLD WING (GL1800c).....KO

No.	MODEL		GL1800C						
	COLOR		Graphite black	Candy alizarin red	Pearl fadeless white	Applicable model		Applicable block No.	Ref. No.
	CODE		NH-B01	R-345C	NH-341P	Initial applicable model	Final applicable model		
	Name of colored parts	Basic part No.	NHB01	R345	NH341				
54	FENDER COMP., FR.	61000-MCA-S40	ZC	ZA	ZB			F-10	25
55	GARNISH SET, SCREEN	64120-MCA-S40	ZB	ZD	ZC			F-41-1	10
56	GRIP, L. PASSENGER	84155-MCA-000	ZA	ZA	ZA			F-20	7
57	GRIP, R. PASSENGER	84150-MCA-000	ZA	ZA	ZA			F-20	6
58	HINGE, L. POCKET	64412-MCA-S40	ZA	ZA	ZA			F-43	12
59	LEVER, TRUNK POCKET	82160-MCA-A60	ZA	ZA	ZA			F-45-1	34
60	LID COMP., L. EX. PIPE PROTECTOR	18435-MCA-A70	ZA	ZA	ZA			F-24-1	32
61	LID COMP., R. EX. PIPE PROTECTOR	18335-MCA-A70	ZA	ZA	ZA			F-24-1	17
62	LID SET, TRUNK	81125-MCA-A60	YC	YE	YD			F-45-1	12
63	LID, L. SADDLEBAG	81421-MCA-S40	ZB	ZD	ZC			F-46-1	20
64	LID, L. TRUNK POCKET	82220-MCA-A60	ZA	ZA	ZA			F-45-1	39
65	LID, R. SADDLEBAG	81221-MCA-S40	ZB	ZD	ZC			F-46-1	6
66	LID, R. TRUNK POCKET	82120-MCA-A60	ZA	ZA	ZA			F-45-1	30
67	LID, SHELTER	83153-MCA-S40	ZB	ZD	ZC			F-19-2	26
68	MIRROR ASSY., L. BACK	88120-MCA-B21	ZB	ZD	ZC			F-31	11
69	MIRROR ASSY., R. BACK	88110-MCA-B21	ZB	ZD	ZC			F-31	8
70	MODULE KIT, AIRBAG	06770-MCA-980	ZA	ZA	ZA			F-54	1
71	MOLDING, L. COWL TRIM	64214-MCA-S40	ZA	ZA	ZA			F-19-2	18
72	MOLDING, R. COWL TRIM	64204-MCA-S40	ZA	ZA	ZA			F-19-2	17
73	OUTER, L. TRUNK POCKET	82211-MCA-A60	ZA	ZA	ZA			F-45-1	37
74	OUTER, R. TRUNK POCKET	82111-MCA-A60	ZA	ZA	ZA			F-45-1	28
75	PANEL ASSY., METER	64240-MCA-S40	ZA	ZA	ZA			F-2	4
76	PANEL, L. SHELTER TOP	83192-MCA-S40	ZA	ZA	ZA			F-19-2	41
77	PANEL, R. SHELTER TOP	83191-MCA-S40	ZA	ZA	ZA			F-19-2	40
78	PROTECTOR ASSY., L. EX. PIPE	18430-MCA-A70	ZA	ZA	ZA			F-24-1	31
79	PROTECTOR ASSY., R. EX. PIPE	18330-MCA-A70	ZA	ZA	ZA			F-24-1	14
80	SHELTER SET, L. TOP	83194-MCA-S40	ZB	ZD	ZC			F-19-2	43

GOLD WING (GL1800c).....KO

No.	MODEL		GL1800C						Applicable block No.	Ref. No.
	COLOR		Graphite black	Candy alizarin red	Pearl fadeless white	Applicable model				
	CODE		NH-B01	R-345C	NH-341P	Initial applicable model	Final applicable model			
	Name of colored parts	Basic part No.	NHB01	R345	NH341					
81	SHELTER SET, R. TOP	83193-MCA-S40	ZB	ZD	ZC			F-19-2	42	
82	SHELTER, L. FR.	83178-MCA-S40	ZA	ZA	ZA			F-19-2	39	
83	SHELTER, R. FR.	83177-MCA-S40	ZA	ZA	ZA			F-19-2	38	
84	SWITCH ASSY., LEVELING	35820-MCA-R61	ZA	ZA	ZA			F-19-2	10	
85	VISOR A, METER PANEL	64255-MCA-S40	ZA	ZA	ZA			F-41-1	26	
86	VISOR B, METER PANEL	64265-MCA-A60	ZA	ZA	ZA			F-41-1	27	

GOLD WING (GL1800c).....SI

No.	MODEL		GL1800C						Applicable block No.	Ref. No.
	COLOR		Graphite black	Candy alizarin red	Pearl fadeless white	Applicable model				
	CODE		NH-B01	R-345C	NH-341P	Initial applicable model	Final applicable model			
	Name of colored parts	Basic part No.	NHB01	R345	NH341					
1	BODY COMP., FRAME	50100-MCA-S40	ZA	ZA	ZA			F-39	3	
2	BODY, L.	88122-MCA-S40	ZC	ZA	ZB			F-31	12	
3	BODY, L. ARMREST	82410-MCA-A60	ZA	ZA	ZA			F-45-1	45	
4	BODY, L. SADDLEBAG	81411-MCA-S40	ZB	ZD	ZC			F-46-1	19	
5	BODY, R.	88112-MCA-S40	ZC	ZA	ZB			F-31	9	
6	BODY, R. ARMREST	82310-MCA-A60	ZA	ZA	ZA			F-45-1	41	
7	BODY, R. SADDLEBAG	81211-MCA-S40	ZB	ZD	ZC			F-46-1	5	
8	BOX, TRUNK	81111-MCA-S40	ZB	ZD	ZC			F-45-1	9	
9	BRACKET, L. MAIN STEP	50614-MCA-S40	ZA	ZA	ZA			F-26	3	
10	BRACKET, R. MAIN STEP	50613-MCA-S40	ZA	ZA	ZA			F-26	2	
11	CENTER ASSY., FR. SHELTER	83150-MCA-S40	ZA	ZA	ZA			F-19-2	25	
12	CENTER COMP., TOP SHELTER	83170-MCA-S80	ZB	ZD	ZC			F-19-2	35	
13	CLIP, PANEL FIXING	91549-MW0-790	ZA	ZA	ZA			F-33	21	
14	CLIP, PANEL FIXING	91549-MW0-790	ZA	ZA	ZA			F-42-1	35	
15	COVER A, L. ARMREST	82420-MCA-A60	ZA	ZA	ZA			F-45-1	46	
16	COVER A, R. ARMREST	82320-MCA-A60	ZA	ZA	ZA			F-45-1	42	
17	COVER ASSY., L. SPEAKER	64245-MCA-A60	ZA	ZA	ZA			F-2	5	
18	COVER ASSY., R. SPEAKER	64235-MCA-A60	ZA	ZA	ZA			F-2	3	
19	COVER B, L. ARMREST	82430-MCA-S40	ZA	ZA	ZA			F-45-1	47	
20	COVER B, R. ARMREST	82330-MCA-S40	ZA	ZA	ZA			F-45-1	43	
21	COVER SET, FR. FORK	61100-MCA-S40	ZA	ZA	ZA			F-10	26	
22	COVER SET, L. FR. FENDER	61120-MCA-S80	ZA	ZA	ZA			F-10	12	
23	COVER SET, L. RR. SADDLEBAG	80120-MCA-S40	ZB	ZD	ZC			F-30-2	9	
24	COVER SET, L. SIDE	83700-MCA-S40	ZB	ZD	ZC			F-23-1	6	
25	COVER SET, R. FR. FENDER	61110-MCA-S80	ZA	ZA	ZA			F-10	9	
26	COVER SET, R. RR. SADDLEBAG	80110-MCA-S40	ZB	ZD	ZC			F-30-2	8	
27	COVER SET, R. SIDE	83600-MCA-S40	ZB	ZD	ZC			F-23-1	3	

GOLD WING (GL1800c).....SI

No.	MODEL		GL1800C						Ref. No.
	COLOR		Graphite black	Candy alizarin red	Pearl fadeless white	Applicable model		Applicable block No.	
	CODE		NH-B01	R-345C	NH-341P				
	Name of colored parts	Basic part No.	NHB01	R345	NH341	Initial applicable model	Final applicable model		
28	COVER, L. HEADLIGHT SIDE	64296-MCA-S40	ZA	ZA	ZA			F-42-1	11
29	COVER, L. PILLION STEP HOLDER	50741-MCA-000	ZB	ZB	ZB			F-39	9
30	COVER, L. PILLION STEP UNDER	50817-MCA-000	ZB	ZB	ZB			F-26	19
31	COVER, L. PIVOT PLATE	50415-MCA-000	ZA	ZA	ZA			F-39	7
32	COVER, L. POCKET	64425-MCA-S40	ZA	ZA	ZA			F-43	17
33	COVER, L. TRUNK LOWER	81148-MCA-S40	ZB	ZD	ZC			F-45-1	18
34	COVER, L. WELD BEAD	83713-MCA-S40	ZA	ZA	ZA			F-39	13
35	COVER, LOWER VENT ADJUSTER LEVER	83161-MCA-S40	ZA	ZA	ZA			F-19-2	31
36	COVER, R. HEADLIGHT SIDE	64286-MCA-S40	ZA	ZA	ZA			F-42-1	8
37	COVER, R. PILLION STEP HOLDER	50740-MCA-000	ZB	ZB	ZB			F-39	8
38	COVER, R. PILLION STEP UNDER	50717-MCA-000	ZB	ZB	ZB			F-26	12
39	COVER, R. PIVOT PLATE	50410-MCA-000	ZA	ZA	ZA			F-39	6
40	COVER, R. TRUNK LOWER	81143-MCA-S40	ZB	ZD	ZC			F-45-1	17
41	COVER, R. WELD BEAD	83613-MCA-S40	ZA	ZA	ZA			F-39	12
42	COVER, TRUNK LOWER	81141-MCA-S40	ZB	ZD	ZC			F-45-1	16
43	COWL SET, L. MIDDLE	64290-MCA-S40	ZA	ZA	ZA			F-42-1	9
44	COWL SET, R. MIDDLE	64280-MCA-S40	ZA	ZA	ZA			F-42-1	6
45	COWL, FR. CENTER	64216-MCA-000	YK	YM	YL			F-42-1	5
46	COWL, FR. LOWER	64302-MCA-S40	ZA	ZA	ZA			F-42-1	12
47	COWL, L. SIDE	64292-MCA-S40	ZB	ZD	ZC			F-42-1	10
48	COWL, R. SIDE	64282-MCA-S40	ZB	ZD	ZC			F-42-1	7
49	COWL, RR. CENTER SADDLEBAG	81501-MCA-S40	ZB	ZD	ZC			F-46-1	24
50	CUSHION, L. ARMREST	82440-MCA-A60	ZA	ZA	ZA			F-45-1	48
51	CUSHION, R. ARMREST	82340-MCA-A60	ZA	ZA	ZA			F-45-1	44
52	FENDER A, RR.	80106-MCA-S40	ZA	ZA	ZA			F-30-2	7
53	FENDER B, FR.	61103-MCA-A80	ZV	ZX	ZW			F-10	3
54	FENDER COMP., FR.	61000-MCA-S40	ZC	ZA	ZB			F-10	25

GOLD WING (GL1800c).....SI

No.	MODEL		GL1800C						Ref. No.
	COLOR		Graphite black	Candy alizarin red	Pearl fadeless white	Applicable model		Applicable block No.	
	CODE		NH-B01	R-345C	NH-341P	Initial applicable model	Final applicable model		
	Name of colored parts	Basic part No.	NHB01	R345	NH341				
55	GARNISH SET, SCREEN	64120-MCA-S40	ZB	ZD	ZC			F-41-1	10
56	GRIP, L. PASSENGER	84155-MCA-000	ZA	ZA	ZA			F-20	7
57	GRIP, R. PASSENGER	84150-MCA-000	ZA	ZA	ZA			F-20	6
58	HINGE, L. POCKET	64412-MCA-S40	ZA	ZA	ZA			F-43	12
59	LEVER, TRUNK POCKET	82160-MCA-A60	ZA	ZA	ZA			F-45-1	34
60	LID COMP., L. EX. PIPE PROTECTOR	18435-MCA-A70	ZA	ZA	ZA			F-24-1	32
61	LID COMP., R. EX. PIPE PROTECTOR	18335-MCA-A70	ZA	ZA	ZA			F-24-1	17
62	LID SET, TRUNK	81125-MCA-A60	YC	YE	YD			F-45-1	12
63	LID, L. SADDLEBAG	81421-MCA-S40	ZB	ZD	ZC			F-46-1	20
64	LID, L. TRUNK POCKET	82220-MCA-A60	ZA	ZA	ZA			F-45-1	39
65	LID, R. SADDLEBAG	81221-MCA-S40	ZB	ZD	ZC			F-46-1	6
66	LID, R. TRUNK POCKET	82120-MCA-A60	ZA	ZA	ZA			F-45-1	30
67	LID, SHELTER	83153-MCA-S40	ZB	ZD	ZC			F-19-2	26
68	MIRROR ASSY., L. BACK	88120-MCA-B21	ZB	ZD	ZC			F-31	11
69	MIRROR ASSY., R. BACK	88110-MCA-B21	ZB	ZD	ZC			F-31	8
70	MODULE KIT, AIRBAG	06770-MCA-890	ZA	ZA	ZA			F-54	1
71	MOLDING, L. COWL TRIM	64214-MCA-S40	ZA	ZA	ZA			F-19-2	18
72	MOLDING, R. COWL TRIM	64204-MCA-S40	ZA	ZA	ZA			F-19-2	17
73	OUTER, L. TRUNK POCKET	82211-MCA-A60	ZA	ZA	ZA			F-45-1	37
74	OUTER, R. TRUNK POCKET	82111-MCA-A60	ZA	ZA	ZA			F-45-1	28
75	PANEL ASSY., METER	64240-MCA-S50	ZA	ZA	ZA			F-2	4
76	PANEL, L. SHELTER TOP	83192-MCA-S40	ZA	ZA	ZA			F-19-2	41
77	PANEL, R. SHELTER TOP	83191-MCA-S40	ZA	ZA	ZA			F-19-2	40
78	PROTECTOR ASSY., L. EX. PIPE	18430-MCA-A70	ZA	ZA	ZA			F-24-1	31
79	PROTECTOR ASSY., R. EX. PIPE	18330-MCA-A70	ZA	ZA	ZA			F-24-1	14
80	SHELTER SET, L. TOP	83194-MCA-S40	ZB	ZD	ZC			F-19-2	43
81	SHELTER SET, R. TOP	83193-MCA-S40	ZB	ZD	ZC			F-19-2	42

GOLD WING (GL1800c).....SI

No.	MODEL		GL1800C						Ref. No.
	COLOR		Graphite black	Candy alizarin red	Pearl fadeless white	Applicable model		Applicable block No.	
	CODE		NH-B01	R-345C	NH-341P	Initial applicable model	Final applicable model		
	Name of colored parts	Basic part No.	NHB01	R345	NH341				
82	SHELTER, L. FR.	83178-MCA-S40	ZA	ZA	ZA			F-19-2	39
83	SHELTER, R. FR.	83177-MCA-S40	ZA	ZA	ZA			F-19-2	38
84	SWITCH ASSY., LEVELING	35820-MCA-R61	ZA	ZA	ZA			F-19-2	10
85	VISOR A, METER PANEL	64255-MCA-S40	ZA	ZA	ZA			F-41-1	26
86	VISOR B, METER PANEL	64265-MCA-A60	ZA	ZA	ZA			F-41-1	27

GOLD WING (GL1800c).....2ED/2F/2U/3E

No.	MODEL		GL1800C						Applicable block No.	Ref. No.
	COLOR		Graphite black	Candy alizarin red	Pearl fadeless white	Glint wave blue metallic	Applicable model			
	CODE		NH-B01	R-345C	NH-341P	B-197M	Initial applicable model	Final applicable model		
	Name of colored parts	Basic part No.	NHB01	R345	NH341	B197				
1	BODY COMP., FRAME	50100-MCA-B20	ZA	ZA	ZA	ZA			F-39	3
2	BODY, L.	88122-MCA-S40	ZC	ZA	ZB	ZD			F-31	12
3	BODY, L. ARMREST	82410-MCA-A60	ZA	ZA	ZA	ZA			F-45-1	45
4	BODY, L. SADDLEBAG	81411-MCA-S40	ZB	ZD	ZC	ZA			F-46-1	19
5	BODY, R.	88112-MCA-S40	ZC	ZA	ZB	ZD			F-31	9
6	BODY, R. ARMREST	82310-MCA-A60	ZA	ZA	ZA	ZA			F-45-1	41
7	BODY, R. SADDLEBAG	81211-MCA-S40	ZB	ZD	ZC	ZA			F-46-1	5
8	BOX, TRUNK	81111-MCA-S40	ZB	ZD	ZC	ZA			F-45-1	9
9	BRACKET, L. MAIN STEP	50614-MCA-S40	ZA	ZA	ZA	ZA			F-26	3
10	BRACKET, R. MAIN STEP	50613-MCA-S40	ZA	ZA	ZA	ZA			F-26	2
11	CENTER ASSY., FR. SHELTER	83150-MCA-S40	ZA	ZA	ZA	ZA			F-19-2	25
12	CENTER COMP., TOP SHELTER	83170-MCA-S80	ZB	ZD	ZC	ZA			F-19-2	35
13	CLIP, PANEL FIXING	91549-MW0-790	ZA	ZA	ZA	ZA			F-33	21
14	CLIP, PANEL FIXING	91549-MW0-790	ZA	ZA	ZA	ZA			F-42-1	35
15	COVER A, L. ARMREST	82420-MCA-A60	ZA	ZA	ZA	ZA			F-45-1	46
16	COVER A, R. ARMREST	82320-MCA-A60	ZA	ZA	ZA	ZA			F-45-1	42
17	COVER ASSY., L. SPEAKER	64245-MCA-A60	ZA	ZA	ZA	ZA			F-2	5
18	COVER ASSY., R. SPEAKER	64235-MCA-A60	ZA	ZA	ZA	ZA			F-2	3
19	COVER B, L. ARMREST	82430-MCA-S40	ZA	ZA	ZA	ZA			F-45-1	47
20	COVER B, R. ARMREST	82330-MCA-S40	ZA	ZA	ZA	ZA			F-45-1	43
21	COVER SET, FR. FORK	61100-MCA-S40	ZA	ZA	ZA	ZA			F-10	26
22	COVER SET, L. FR. FENDER	61120-MCA-S80	ZA	ZA	ZA	ZA			F-10	12
23	COVER SET, L. RR. SADDLEBAG	80120-MCA-S40	ZB	ZD	ZC	ZA			F-30-2	9
24	COVER SET, L. SIDE	83700-MCA-S40	ZB	ZD	ZC	ZA			F-23-1	6
25	COVER SET, R. FR. FENDER	61110-MCA-S80	ZA	ZA	ZA	ZA			F-10	9
26	COVER SET, R. RR. SADDLEBAG	80110-MCA-S40	ZB	ZD	ZC	ZA			F-30-2	8
27	COVER SET, R. SIDE	83600-MCA-S40	ZB	ZD	ZC	ZA			F-23-1	3

GOLD WING (GL1800c).....2ED/2F/2U/3E

No.	MODEL		GL1800C							Applicable block No.	Ref. No.
	COLOR		Graphite black	Candy alizarin red	Pearl fadeless white	Glint wave blue metallic	Applicable model				
	CODE		NH-B01	R-345C	NH-341P	B-197M	Initial applicable model	Final applicable model			
	Name of colored parts	Basic part No.	NHB01	R345	NH341	B197					
28	COVER, L. HEADLIGHT SIDE	64296-MCA-S40	ZA	ZA	ZA	ZA			F-42-1	11	
29	COVER, L. PILLION STEP HOLDER	50741-MCA-000	ZB	ZB	ZB	ZB			F-39	9	
30	COVER, L. PILLION STEP UNDER	50817-MCA-000	ZB	ZB	ZB	ZB			F-26	19	
31	COVER, L. PIVOT PLATE	50415-MCA-000	ZA	ZA	ZA	ZA			F-39	7	
32	COVER, L. POCKET	64425-MCA-S40	ZA	ZA	ZA	ZA			F-43	17	
33	COVER, L. TRUNK LOWER	81148-MCA-S40	ZB	ZD	ZC	ZA			F-45-1	18	
34	COVER, L. WELD BEAD	83713-MCA-S40	ZA	ZA	ZA	ZA			F-39	13	
35	COVER, LOWER VENT ADJUSTER LEVER	83161-MCA-S40	ZA	ZA	ZA	ZA			F-19-2	31	
36	COVER, R. HEADLIGHT SIDE	64286-MCA-S40	ZA	ZA	ZA	ZA			F-42-1	8	
37	COVER, R. PILLION STEP HOLDER	50740-MCA-000	ZB	ZB	ZB	ZB			F-39	8	
38	COVER, R. PILLION STEP UNDER	50717-MCA-000	ZB	ZB	ZB	ZB			F-26	12	
39	COVER, R. PIVOT PLATE	50410-MCA-000	ZA	ZA	ZA	ZA			F-39	6	
40	COVER, R. TRUNK LOWER	81143-MCA-S40	ZB	ZD	ZC	ZA			F-45-1	17	
41	COVER, R. WELD BEAD	83613-MCA-S40	ZA	ZA	ZA	ZA			F-39	12	
42	COVER, TRUNK LOWER	81141-MCA-S40	ZB	ZD	ZC	ZA			F-45-1	16	
43	COWL SET, L. MIDDLE	64290-MCA-S40	ZA	ZA	ZA	ZA			F-42-1	9	
44	COWL SET, R. MIDDLE	64280-MCA-S40	ZA	ZA	ZA	ZA			F-42-1	6	
45	COWL, FR. CENTER	64216-MCA-000	YK	YM	YL	YJ			F-42-1	5	
46	COWL, FR. LOWER	64302-MCA-S40	ZA	ZA	ZA	ZA			F-42-1	12	
47	COWL, L. SIDE	64292-MCA-S40	ZB	ZD	ZC	ZA			F-42-1	10	
48	COWL, R. SIDE	64282-MCA-S40	ZB	ZD	ZC	ZA			F-42-1	7	
49	COWL, RR. CENTER SADDLEBAG	81501-MCA-S40	ZB	ZD	ZC	ZA			F-46-1	24	
50	CUSHION, L. ARMREST	82440-MCA-A60	ZA	ZA	ZA	ZA			F-45-1	48	
51	CUSHION, R. ARMREST	82340-MCA-A60	ZA	ZA	ZA	ZA			F-45-1	44	
52	FENDER A, RR.	80106-MCA-S40	ZA	ZA	ZA	ZA			F-30-2	7	
53	FENDER B, FR.	61103-MCA-A80	ZV	ZX	ZW	ZU			F-10	3	

GOLD WING (GL1800c).....2ED/2F/2U/3E

No.	MODEL		GL1800C							Applicable block No.	Ref. No.
	COLOR		Graphite black	Candy alizarin red	Pearl fadeless white	Glint wave blue metallic	Applicable model				
	CODE		NH-B01	R-345C	NH-341P	B-197M	Initial applicable model	Final applicable model			
	Name of colored parts	Basic part No.	NHB01	R345	NH341	B197					
54	FENDER COMP., FR.	61000-MCA-S40	ZC	ZA	ZB	ZD			F-10	25	
55	GARNISH SET, SCREEN	64120-MCA-S40	ZB	ZD	ZC	ZA			F-41-1	10	
56	GRIP, L. PASSENGER	84155-MCA-000	ZA	ZA	ZA	ZA			F-20	7	
57	GRIP, R. PASSENGER	84150-MCA-000	ZA	ZA	ZA	ZA			F-20	6	
58	HINGE, L. POCKET	64412-MCA-S40	ZA	ZA	ZA	ZA			F-43	12	
59	LEVER, TRUNK POCKET	82160-MCA-A60	ZA	ZA	ZA	ZA			F-45-1	34	
60	LID COMP., L. EX. PIPE PROTECTOR	18435-MCA-A70	ZA	ZA	ZA	ZA			F-24-1	32	
61	LID COMP., R. EX. PIPE PROTECTOR	18335-MCA-A70	ZA	ZA	ZA	ZA			F-24-1	17	
62	LID SET, TRUNK	81125-MCA-A60	YC	YE	YD	YB			F-45-1	12	
63	LID, L. SADDLEBAG	81421-MCA-S40	ZB	ZD	ZC	ZA			F-46-1	20	
64	LID, L. TRUNK POCKET	82220-MCA-A60	ZA	ZA	ZA	ZA			F-45-1	39	
65	LID, R. SADDLEBAG	81221-MCA-S40	ZB	ZD	ZC	ZA			F-46-1	6	
66	LID, R. TRUNK POCKET	82120-MCA-A60	ZA	ZA	ZA	ZA			F-45-1	30	
67	LID, SHELTER	83153-MCA-S40	ZB	ZD	ZC	ZA			F-19-2	26	
68	MIRROR ASSY., L. BACK	88120-MCA-B21	ZB	ZD	ZC	ZA			F-31	11	
69	MIRROR ASSY., R. BACK	88110-MCA-B21	ZB	ZD	ZC	ZA			F-31	8	
70	MODULE KIT, AIRBAG	06770-MCA-G20	ZA	ZA	ZA	ZA			F-54	1	
71	MOLDING, L. COWL TRIM	64214-MCA-S40	ZA	ZA	ZA	ZA			F-19-2	18	
72	MOLDING, R. COWL TRIM	64204-MCA-S40	ZA	ZA	ZA	ZA			F-19-2	17	
73	OUTER, L. TRUNK POCKET	82211-MCA-A60	ZA	ZA	ZA	ZA			F-45-1	37	
74	OUTER, R. TRUNK POCKET	82111-MCA-A60	ZA	ZA	ZA	ZA			F-45-1	28	
75	PANEL ASSY., METER	64240-MCA-S50	ZA	ZA	ZA	ZA			F-2	4	
76	PANEL, L. SHELTER TOP	83192-MCA-S40	ZA	ZA	ZA	ZA			F-19-2	41	
77	PANEL, R. SHELTER TOP	83191-MCA-S40	ZA	ZA	ZA	ZA			F-19-2	40	
78	PROTECTOR ASSY., L. EX. PIPE	18430-MCA-A70	ZA	ZA	ZA	ZA			F-24-1	31	
79	PROTECTOR ASSY., R. EX. PIPE	18330-MCA-A70	ZA	ZA	ZA	ZA			F-24-1	14	

GOLD WING (GL1800c).....2ED/2F/2U/3E

No.	MODEL		GL1800C							Applicable block No.	Ref. No.
	COLOR		Graphite black	Candy alizarin red	Pearl fadeless white	Glint wave blue metallic	Applicable model				
	CODE		NH-B01	R-345C	NH-341P	B-197M	Initial applicable model	Final applicable model			
	Name of colored parts	Basic part No.	NHB01	R345	NH341	B197					
80	SHELTER SET, L. TOP	83194-MCA-S40	ZB	ZD	ZC	ZA			F-19-2	43	
81	SHELTER SET, R. TOP	83193-MCA-S40	ZB	ZD	ZC	ZA			F-19-2	42	
82	SHELTER, L. FR.	83178-MCA-S40	ZA	ZA	ZA	ZA			F-19-2	39	
83	SHELTER, R. FR.	83177-MCA-S40	ZA	ZA	ZA	ZA			F-19-2	38	
84	SWITCH ASSY., LEVELING	35820-MCA-R61	ZA	ZA	ZA	ZA			F-19-2	10	
85	VISOR A, METER PANEL	64255-MCA-S40	ZA	ZA	ZA	ZA			F-41-1	26	
86	VISOR B, METER PANEL	64265-MCA-A60	ZA	ZA	ZA	ZA			F-41-1	27	

YUMBO-JP.COM

Fuel hose, general purpose hoses and vinyl hose

- The standard part fuel hose, general purpose hose and vinyl hose may be substituted by the coiled bulk part.
- When ordering the standard part fuel hose, general purpose hose and vinyl hose use the bulk part number written in the parts catalogue in brackets () underneath the part name, or use the catalogue below.
(The bulk part standard length is 1 m, however, those displayed in the catalogue < > are available in 3 m and 8 m lengths.)
- When exchanging the hose, cut and use at the specified length as mentioned in the part name.
(For the method of cutting the bulk part, and method of filling out orders etc., please refer to the service manual and the instructions issued with the bulk part.)
- The list below is a catalogue of the standard part numbers and bulk part numbers. Note that those numbers are applicable to the listed replacement parts only.

Fuel hoses/Tubes			
Standard part No.	Bulk part No.	Bulk part	
		Inner diameter (mm)	Length (m)
95001-30xxx-2x	95001-30001-20M	3.0	1
95001-30xxx-3x	95001-30001-30M	3.0	1
95001-30xxx-4x	95001-30001-40M	3.0	1
95001-35xxx-2x	95001-35001-50M	3.5	1
	<95001-35003-50M>		3
95001-35xxx-3x	95001-35001-60M	3.5	1
	<95001-35003-60M>		3
95001-35xxx-4x	95001-35001-60M	3.5	1
	<95001-35003-60M>		3
95001-35xxx-5x	95001-35001-50M	3.5	1
	<95001-35003-50M>		3
95001-35xxx-6x	95001-35001-60M	3.5	1
	<95001-35003-60M>		3
95001-45xxx-2x	95001-45001-50M	4.5	1
	<95001-45003-50M>		3
95001-45xxx-3x	95001-45001-60M	4.5	1
	<95001-45003-60M>		3
	<95001-45008-60M>		8
95001-45xxx-4x	95001-45001-60M	4.5	1
	<95001-45003-60M>		3
	<95001-45008-60M>		8
95001-45xxx-5x	95001-45001-50M	4.5	1
	<95001-45003-50M>		3
95001-45xxx-6x	95001-45001-60M	4.5	1
	<95001-45003-60M>		3
	<95001-45008-60M>		8
95001-55xxx-2x	95001-55001-50M	5.5	1
	<95001-55003-50M>		3
	<95001-55008-50M>		8

Fuel hoses/Tubes			
Standard part No.	Bulk part No.	Bulk part	
		Inner diameter (mm)	Length (m)
95001-55xxx-3x	95001-55001-60M	5.5	1
	<95001-55003-60M>		3
	<95001-55008-60M>		8
95001-55xxx-4x	95001-55001-60M	5.5	1
	<95001-55003-60M>		3
	<95001-55008-60M>		8
95001-55xxx-5x	95001-55001-50M	5.5	1
	<95001-55003-50M>		3
	<95001-55008-50M>		8
95001-55xxx-6x	95001-55001-60M	5.5	1
	<95001-55003-60M>		3
	<95001-55008-60M>		8
95001-75xxx-2x	95001-75001-50M	7.5	1
	<95001-75003-50M>		3
95001-75xxx-3x	95001-75001-60M	7.5	1
	<95001-75003-60M>		3
	<95001-75008-60M>		8
95001-75xxx-4x	95001-75001-60M	7.5	1
	<95001-75003-60M>		3
	<95001-75008-60M>		8
95001-75xxx-5x	95001-75001-50M	7.5	1
	<95001-75003-50M>		3
95001-75xxx-6x	95001-75001-60M	7.5	1
	<95001-75003-60M>		3
	<95001-75008-60M>		8
95001-80xxx-2x	95001-80001-50M	8.0	1
95001-80xxx-3x	95001-80001-60M	8.0	1
95001-80xxx-4x	95001-80001-60M	8.0	1
95001-80xxx-5x	95001-80001-50M	8.0	1
95001-80xxx-6x	95001-80001-60M	8.0	1

Vinyl tube				
Standard part No.	Bulk part No.	Bulk part		
		Inner dia- meter (mm)	Outer dia-meter (mm)	Length (m)
95003-01xxx-3x	95003-01001-60M <95003-01003-60M>	2.9	6.8	1 3
95003-01xxx-60	95003-01001-60M <95003-01003-60M>	2.9	6.8	1 3
95003-03xxx-3x	95003-03001-60M <95003-03003-60M>	3.0	6.0	1 3
95003-03xxx-60	95003-03001-60M <95003-03003-60M>	3.0	6.0	1 3
95003-05xxx-3x	95003-05001-60M <95003-05003-60M> <95003-05008-60M>	3.5	6.5	1 3 8
95003-05xxx-60	95003-05001-60M <95003-05003-60M> <95003-05008-60M>	3.5	6.5	1 3 8
95003-07xxx-1x	95003-07001-10M <95003-07003-10M> <95003-07008-10M>	4.0	7.0	1 3 8
95003-07xxx-20	95003-07001-10M <95003-07003-10M> <95003-07008-10M>	4.0	7.0	1 3 8
95003-07xxx-3x	95003-07001-60M <95003-07003-60M> <95003-07008-60M>	4.0	7.0	1 3 8
95003-07xxx-60	95003-07001-60M <95003-07003-60M> <95003-07008-60M>	4.0	7.0	1 3 8
95003-07xxx-7x	95003-07001-70M <95003-07003-70M> <95003-07008-70M>	4.0	7.0	1 3 8
95003-08xxx-1x	95003-08001-10M <95003-08003-10M> <95003-08008-10M>	4.5	6.5	1 3 8
95003-09xxx-3x	95003-09001-60M <95003-09003-60M>	4.5	8.0	1 3
95003-09xxx-60	95003-09001-60M <95003-09003-60M>	4.5	8.0	1 3
95003-10xxx-1x	95003-10001-10M <95003-10003-10M>	5.0	8.0	1 3
95003-10xxx-20	95003-10001-10M <95003-10003-10M>	5.0	8.0	1 3
95003-10xxx-3x	95003-10001-60M <95003-10003-60M>	5.0	8.0	1 3
95003-10xxx-60	95003-10001-60M <95003-10003-60M>	5.0	8.0	1 3
95003-11xxx-3x	95003-11001-60M <95003-11003-60M> <95003-11008-60M>	5.0	9.0	1 3 8
95003-11xxx-60	95003-11001-60M <95003-11003-60M> <95003-11008-60M>	5.0	9.0	1 3 8
95003-12xxx-1x	95003-12001-10M <95003-12003-10M> <95003-12008-10M>	5.0	7.0	1 3 8
95003-12xxx-20	95003-12001-10M <95003-12003-10M> <95003-12008-10M>	5.0	7.0	1 3 8

Vinyl tube				
Standard part No.	Bulk part No.	Bulk part		
		Inner dia- meter (mm)	Outer dia-meter (mm)	Length (m)
95003-14xxx-1x	95003-14001-10M <95003-14003-10M>	6.0	9.0	1 3
95003-14xxx-20	95003-14001-10M <95003-14003-10M>	6.0	9.0	1 3
95003-14xxx-3x	95003-14001-60M <95003-14003-60M>	6.0	9.0	1 3
95003-17xxx-1x	95003-17001-10M <95003-17003-10M>	7.0	9.0	1 3
95003-19xxx-1x	95003-19001-10M <95003-19003-10M> <95003-19008-10M>	7.0	11.0	1 3 8
95003-19xxx-20	95003-19001-10M <95003-19003-10M> <95003-19008-10M>	7.0	11.0	1 3 8
95003-19xxx-3x	95003-19001-60M <95003-19003-60M> <95003-19008-60M>	7.0	11.0	1 3 8
95003-19xxx-60	95003-19001-60M <95003-19003-60M> <95003-19008-60M>	7.0	11.0	1 3 8
95003-21xxx-1x	95003-21001-10M <95003-21003-10M>	8.0	9.0	1 3
95003-21xxx-20	95003-21001-10M <95003-21003-10M>	8.0	9.0	1 3
95003-23xxx-1x	95003-23001-10M <95003-23003-10M>	8.0	12.0	1 3
95003-23xxx-20	95003-23001-10M <95003-23003-10M>	8.0	12.0	1 3
95003-23xxx-3x	95003-23001-60M <95003-23003-60M> <95003-23008-60M>	8.0	12.0	1 3 8
95003-23xxx-60	95003-23001-60M <95003-23003-60M> <95003-23008-60M>	8.0	12.0	1 3 8
95003-25xxx-1x	95003-25001-10M <95003-25003-10M>	9.0	11.0	1 3
95003-25xxx-20	95003-25001-10M <95003-25003-10M>	9.0	11.0	1 3
95003-25xxx-3x	95003-25001-60M <95003-25003-60M>	9.0	11.0	1 3
95003-25xxx-7x	95003-25001-70M <95003-25003-70M>	9.0	11.0	1 3
95003-27xxx-1x	95003-27001-10M <95003-27003-10M>	9.0	13.0	1 3
95003-27xxx-20	95003-27001-10M <95003-27003-10M>	9.0	13.0	1 3
95003-27xxx-3x	95003-27001-60M <95003-27003-60M>	9.0	13.0	1 3
95003-27xxx-60	95003-27001-60M <95003-27003-60M>	9.0	13.0	1 3
95003-33xxx-1x	95003-33001-10M <95003-33003-10M>	10.0	14.0	1 3
95003-33xxx-20	95003-33001-10M <95003-33003-10M>	10.0	14.0	1 3

Vinyl tube				
Standard part No.	Bulk part No.	Bulk part		
		Inner dia- meter (mm)	Outer dia-meter (mm)	Length (m)
95003-36xxx-1x	95003-36001-10M <95003-36003-10M> <95003-36008-10M>	11.0	13.0	1 3 8
95003-36xxx-20	95003-36001-10M <95003-36003-10M> <95003-36008-10M>	11.0	13.0	1 3 8
95003-37xxx-3x	95003-37001-60M <95003-37003-60M>	11.0	15.0	1 3
95003-37xxx-60	95003-37001-60M <95003-37003-60M>	11.0	15.0	1 3
95003-38xxx-1x	95003-38001-10M <95003-38003-10M>	12.0	13.0	1 3
95003-38xxx-20	95003-38001-10M <95003-38003-10M>	12.0	13.0	1 3
95003-39xxx-1x	95003-39001-10M <95003-39003-10M>	12.0	14.0	1 3
95003-39xxx-20	95003-39001-10M <95003-39003-10M>	12.0	14.0	1 3
95003-40xxx-20	95003-40001-10M <95003-40003-10M>	12.0	16.0	1 3
95003-40xxx-3x	95003-40001-60M <95003-40003-60M>	12.0	16.0	1 3
95003-40xxx-60	95003-40001-60M <95003-40003-60M>	12.0	16.0	1 3
95003-43xxx-1x	95003-43001-10M <95003-43003-10M> <95003-43008-10M>	13.0	15.0	1 3 8
95003-43xxx-20	95003-43001-10M <95003-43003-10M> <95003-43008-10M>	13.0	15.0	1 3 8
95003-45xxx-1x	95003-45001-10M <95003-45003-10M> <95003-45008-10M>	14.0	18.0	1 3 8
95003-45xxx-20	95003-45001-10M <95003-45003-10M> <95003-45008-10M>	14.0	18.0	1 3 8
95003-50xxx-1x	95003-50001-10M <95003-50003-10M>	16.0	19.0	1 3
95003-50xxx-20	95003-50001-10M <95003-50003-10M>	16.0	19.0	1 3
95003-50xxx-3x	95003-50001-60M <95003-50003-60M>	16.0	19.0	1 3
95003-55xxx-1x	95003-55001-10M <95003-55003-10M>	17.5	20.5	1 3
95003-55xxx-20	95003-55001-10M <95003-55003-10M>	17.5	20.5	1 3
95003-60xxx-1x	95003-60001-10M <95003-60003-10M>	22.0	27.0	1 3
95003-60xxx-20	95003-60001-10M <95003-60003-10M>	22.0	27.0	1 3
95003-60xxx-3x	95003-60001-60M <95003-60003-60M>	22.0	27.0	1 3
95003-60xxx-60	95003-60001-60M <95003-60003-60M>	22.0	27.0	1 3

General purpose hoses			
Standard part No.	Bulk part No.	Bulk part	
		Inner diameter (mm)	Length (m)
95005-11xxx-3x	95005-11001-30M	11.0	1
95005-11xxx-5x	95005-11001-50M	11.0	1
95005-12xxx-1x	95005-12001-10M <95005-12003-10M>	12.0	1 3
95005-12xxx-2x	95005-12001-20M	12.0	1
95005-12xxx-3x	95005-12001-30M	12.0	1
95005-12xxx-5x	95005-12001-50M	12.0	1
95005-14xxx-1x	95005-14001-10M	14.0	1
95005-14xxx-2x	95005-14001-20M <95005-14003-20M>	14.0	1 3
95005-14xxx-3x	95005-14001-30M	14.0	1
95005-14xxx-5x	95005-14001-50M	14.0	1
95005-17xxx-1x	95005-17001-10M	17.0	1
95005-17xxx-2x	95005-17001-20M	17.0	1
95005-17xxx-3x	95005-17001-30M	17.0	1
95005-17xxx-5x	95005-17001-50M	17.0	1
95005-30xxx-3x	95005-30001-30M	3.0	1
95005-30xxx-5x	95005-30001-50M	3.0	1
95005-35xxx-1x	95005-35001-10M <95005-35003-10M> <95005-35008-10M>	3.5	1 3 8
95005-35xxx-2x	95005-35001-20M	3.5	1
95005-35xxx-3x	95005-35001-30M	3.5	1
95005-35xxx-4x	95005-35001-10M <95005-35003-10M> <95005-35008-10M>	3.5	1 3 8
95005-35xxx-5x	95005-35001-50M	3.5	1
95005-45xxx-1x	95005-45001-10M <95005-45003-10M> <95005-45008-10M>	4.5	1 3 8
95005-45xxx-2x	95005-45001-20M	4.5	1
95005-45xxx-3x	95005-45001-30M	4.5	1

General purpose hoses			
Standard part No.	Bulk part No.	Bulk part	
		Inner diameter (mm)	Length (m)
95005-45xxx-4x	95005-45001-10M <95005-45003-10M> <95005-45008-10M>	4.5	1 3 8
95005-45xxx-5x	95005-45001-50M	4.5	1
95005-50xxx-3x	95005-50001-30M <95005-50003-30M>	5.0	1 3
95005-50xxx-5x	95005-50001-50M	5.0	1
95005-55xxx-1x	95005-55001-10M <95005-55003-10M> <95005-55008-10M>	5.3	1 3 8
95005-55xxx-2x	95005-55001-20M <95005-55003-20M>	5.3	1 3
95005-55xxx-4x	95005-55001-10M <95005-55003-10M> <95005-55008-10M>	5.3	1 3 8
95005-65xxx-1x	95005-65001-10M <95005-65003-10M>	6.5	1 3
95005-65xxx-2x	95005-65001-20M	6.5	1
95005-70xxx-3x	95005-70001-30M <95005-70003-30M>	7.0	1 3
95005-70xxx-5x	95005-70001-50M	7.0	1
95005-75xxx-1x	95005-75001-10M <95005-75003-10M>	7.3	1 3
95005-75xxx-2x	95005-75001-20M	7.3	1
95005-80xxx-1x	95005-80001-10M <95005-80003-10M>	8.0	1 3
95005-80xxx-2x	95005-80001-20M	8.0	1
95005-80xxx-3x	95005-80001-30M	8.0	1
95005-80xxx-5x	95005-80001-50M	8.0	1
95005-91xxx-3x	95005-91001-30M	12.0	1
95005-91xxx-5x	95005-91001-50M	12.0	1
95005-92xxx-3x	95005-92001-30M	12.0	1
95005-92xxx-5x	95005-92001-50M	12.0	1

NOTE: X is displayed to represent the omitted numerals and letters of the roman alphabet.

⊙ **CAUTION: It is DANGEROUS to confuse the fuel hose with the general purpose hose or vinyl hose.**

Never use a general purpose hose or vinyl hose in place of a fuel hose or vice versa. Always use the correct bulk part in the parts catalogue, according to the service manual or the instructions issued with the bulk part.

• Bulk part number of fuel hose, general purpose hose and vinyl hose.

(Example)

9 5 0 0 1 - 7 5 0 0 1 - 5 0 M

Bulk part number: Refers to the bulk part.

Marking code (hose type): (fuel hose and general purpose hose)

Change code (for added hose): (Vinyl hose)

- Indicates number mark or change sequence, however, the code for the bulk part must be strictly 0 (zero).

Types of code:

- Fuel hose
 - 2: Red outside braid (3 mm inside dia. only)
 - 5: Black inside braid
 - 3: Red (3 mm inside dia. only)
 - 4: Ash gray with red stripe (3 mm inside dia. only)
 - 6: Black

- Vinyl hose
 - 1: Clear
 - 2: Black
 - 3: Light red
 - 6: Light red
 - 7: Pale black

- General hose
 - 1: Ash gray
 - 2: Ash gray
 - 3: Black
 - 5: Black

Lengths: 001: 1 m (standard)
003: 3 m
008: 8 m

I.D code: (fuel hose and general purpose hose)

- 30: 3.0 mm
- 35: 3.5 mm
- 45: 4.5 mm
- 50: 5.0 mm
- 55: 5.3 mm, 5.5 mm
- 65: 6.5 mm
- 70: 7.0 mm
- 75: 7.3 mm, 7.5 mm
- 80: 8.0 mm
- 11: 11 mm
- 91: 12 mm (outside dia. 15) mm
- 92: 12 mm (outside dia. 16) mm
- 12: 12 mm (outside dia. 17) mm
- 14: 14 mm
- 17: 17 mm

ID./OD. code: (vinyl hose)

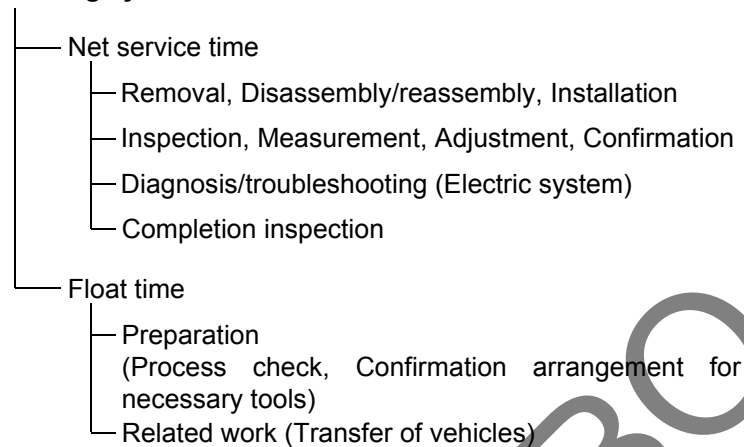
- | | | |
|-------------------------|---------------------------|---------------------------|
| 01: ID. 2.9, OD. 6.8 mm | 14: ID. 6.0, OD. 9.0 mm | 37: ID. 11.0, OD. 15.0 mm |
| 03: ID. 3.0, OD. 6.0 mm | 17: ID. 7.0, OD. 9.0 mm | 38: ID. 12.0, OD. 13.0 mm |
| 05: ID. 3.5, OD. 6.5 mm | 19: ID. 7.0, OD. 11.0 mm | 39: ID. 12.0, OD. 14.0 mm |
| 07: ID. 4.0, OD. 7.0 mm | 21: ID. 8.0, OD. 9.0 mm | 40: ID. 12.0, OD. 16.0 mm |
| 08: ID. 4.5, OD. 6.5 mm | 23: ID. 8.0, OD. 12.0 mm | 43: ID. 13.0, OD. 15.0 mm |
| 09: ID. 4.5, OD. 8.0 mm | 25: ID. 9.0, OD. 11.0 mm | 45: ID. 14.0, OD. 18.0 mm |
| 12: ID. 5.0, OD. 7.0 mm | 27: ID. 9.0, OD. 13.0 mm | 50: ID. 16.0, OD. 19.0 mm |
| 10: ID. 5.0, OD. 8.0 mm | 33: ID. 10.0, OD. 14.0 mm | 55: ID. 17.5, OD. 20.5 mm |
| 11: ID. 5.0, OD. 9.0 mm | 36: ID. 11.0, OD. 13.0 mm | 60: ID. 22.0, OD. 27.0 mm |

Hose type: 1: Fuel hose
3: Vinyl hose
5: General hose

FLAT RATE SERVICE TIME

Flat rate service time (FRT) means the standard time required to service a MC, which is listed in this manual to help the dealers control the actual working process and calculate the service charge by using it as a guide.

FRT setting system



* Float time is set by multiplying the net service time by a given coefficient.

Editorial style

The service items shown in the text are listed with the exchange work time for the repair sales parts as the subject. Other representative service items not using repair parts (removal/installation, adjustment, inspection/measuring, and other work) are listed collectively in the list in the preface, classified according to the work.

FRT setting standard

- Decimal system (in unit of 0.1) is adopted to set FRT as it is convenient to calculate the wage.
Example: (0.1) → 6 minutes, (0.2) → 12 minutes
[Labor cost per hour] x [FRT] = [Wage]
- FRT is set with a hand tool.
- Service items and FRT can be subject to change depending on development of tools and service equipment and improvement in service procedure.

Work procedure

- As the work procedure is set with the work time according to the method in the separate Service Manual, refer to this Manual as required.
- Work methods permitting servicing in the shortest time still permitting assurance of safe work and product warranty are used for the setting of service items not listed in the Service Manual.
- Work basically is to be performed by one person, and when two or more people are required, setting is done as the total time for the number of people.
- The set value for the technological level of the workers uses a person with three years of experience in the repair of Honda vehicles as the standard.
- Special tools and service equipment used to set FRT are those specified or recommended in Service Manual.

Service item whose FRT is not presented

- Accessories and service parts that are not listed to use in this manual.
- Locations with little aging deterioration or breakage during normal use.
- Service work that can be finished by one touch.
- Service work that is seldom done (i.e. extremely small causes of trouble and service frequency).

* When FRT is not presented, please calculate wages based on appropriate actual work time

Operation not included of FRT

- Oil and coolant water draining, Waiting time for warming up operation and etc..
- Additional operation that involves removal/installation of standard exterior equipment.
- Indirect time spent for service by visiting the customer, trade-in, and delivery of a MC.
- Indirect time required for ordering and delivery of parts.
- Cost for grease, adhesive agent, etc. used for service work.

**Explanation of FRT by using an example
(The example may differ from the actual presented items)**

Ref. No.	L.O.N.	(Relative ref. Number) Description	F.R.T.
①	111118	(1, 3, 4, 7) CAMSHAFT 4.5	②
③	111118A	⑥ • Includes: Valve clearance adjustment Replace rocker arm add 1.0	⑤

- ① Reference No. of the illustration of part that shows location of the replacement work.
- ② FRT is an abbreviation of Flat Rate Time indicating the standard service time required for the replacement.
- ③ LON is an abbreviation of Labor Operation Number, and it is a classification of the service items by the work unit code.

The same operation code is used regardless of the models.

Standard operation is indicated with 6 digits code, and additional operation is indicated with 7 digits code.

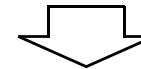
- ④ Indicating the camshaft replacement and FRT4.5.
- ⑤ Indicating FRT1.0 that will be added when additional operation (replace rocker arm) is done in association with camshaft replacement.

- ⑥ Indicating work contents that are included in the service item.
- ⑦ Indicating a reference No. whose operation and time are the same as FRT4.5 for the camshaft.

(The application range is limited to the service items without an LON setting within a same block.)

**How to refer to the service item by using the sample
(camshaft replacement)**

Open to the page of the block where the camshaft's spare part illustration is shown.



Look for the camshaft illustration, and refer to the service item and FRT that agree with the reference No.

Indication mark for the listing of service items that continues to the following page

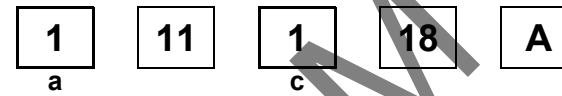
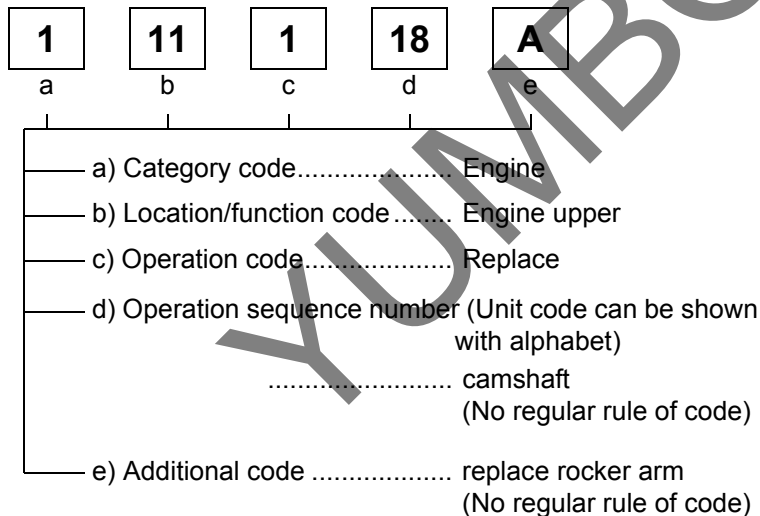
Ref. No.	L.O.N.	(Relative ref. Number) Description	F.R.T.
2	111118	CAMSHAFT	4.5
	.	.	.
	.	.	.

+
Mark indicated at the last line.

Indication of the block with no setting of FRT

Ref. No.	L.O.N.	(Relative ref. Number) Description	F.R.T.
NO INFORMATION			

• LON code system



a) Category codes and classification

Code	Category
1	Engine
2	Transmission
3	Fuel & Exhaust
4	Frame & Body
5	Steering/Suspension
6	Electrical
7	Wheels/Brakes
8	Controls/instrument
9	-
0	-

c) Operation codes and classification

Code	Operation category
1	Replace, Removal/Installation, Change
2	Overhaul
3	Adjust, Balance
4	(Paint-related work: Top-coat)
5	Test, Inspect/diagnose, Measurement, Check
6	(Overhaul-related work: Rebore)
7	(Overhaul-related work: Reseal)
8	(Resurface)
9	(Paint-related work: Refinish)
0	Repair, Cleaning, Air bleeding

Major service items without using spare parts

(1) Removal/Installation, (2) Adjustment,
(3) Inspection/M Measurement, (4) Overhaul, (5) Other work

[E: Engine, F: Frame]

* OPERATIONS OTHER THAN REPLACING PARTS

(1) Removal and installation

Set for the configuration with the parts removed from the vehicle.

	LON	DESCRIPTION	FRT
	1101E5	TILTING ENGINE ASSEMBLY-REMOVAL/INSTALLATION INCLUDES: All necessary adjustment	7.6
E	1111CV	CYLINDER HEAD ASSEMBLY-REMOVAL/INSTALLATION LEFT	5.5
	1111CW	RIGHT	5.5
	1111CU	BOTH	6.5
	3111D5	THROTTLE BODY ASSEMBLY-REMOVAL/INSTALLATION	1.7
	3111D5C	With airbag add	0.7
	3111S3	THROTTLE BODY ASSEMBLY-REMOVAL/INSTALLATION(A)	2.5
	3111S3A	With airbag add	0.1
	1101E6	CRANKCASE SEPARATION INCLUDES: Engine removal and installation	13.0
F	2131G3	FINAL DRIVEN GEAR ASSEMBLY-REMOVAL/INSTALLATION	0.8
	2131G3A	With stereo amplifier add	0.3

(2) Adjustment

	LON	DESCRIPTION	FRT
E	6143A1	SPARK PLUG-ADJUSTMENT/CLEANING NOTE: For 1 vehicle	0.5
	1113A0	VALVE CLEARANCE-ADJUSTMENT NOTE: For 1 vehicle	2.5

F	6163A0	HEADLIGHT-AIMING	0.2
	7103A1	FRONT WHEEL-BALANCE	0.8
	7103A2	REAR WHEEL-BALANCE	0.6
	7103A2A	With stereo amplifier add	0.3
	3113A3	THROTTLE OPERATION-ADJUSTMENT	0.1

(3) Inspection, Measurement

	LON	DESCRIPTION	FRT
E	1115A0	COMPRESSION PRESSURE-MEASUREMENT	0.5
	6145A0	IGNITION TIMING-INSPECTION	0.4
F	6105A0	BATTERY-CHECKING OF ELECTROLYTE LEVEL & CHARGE	0.2

(4) Overhaul

Work condition: The required Measurements, inspections, adjustments, and cleaning/washing of each part are performed, including the main body removal/installation work and the replacement of defective parts.

	LON	DESCRIPTION	FRT
F	213218	FINAL DRIVEN GEAR-OVERHAUL	2.6
	213218A	With stereo amplifier add	0.3

(5) Other work

	LON	DESCRIPTION	FRT
E	1130A2	OIL STRAINER-CLEANING INCLUDES: Engine removal and installation	13.1
F	7110A0	FRONT BRAKE-AIR BLEEDING	0.5
	7110A1	REAR BRAKE-AIR BLEEDING	0.5
	1151E7	RADIATOR COOLANT-CHANGE	0.6
	6145A2	HISS MEMORIZATION	0.3

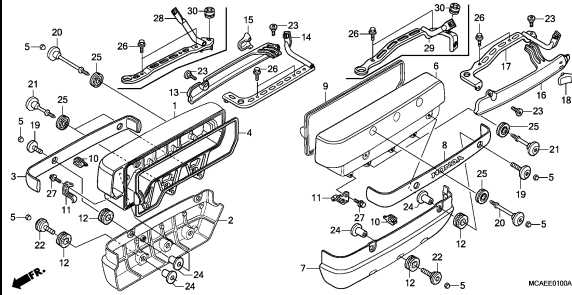
ENGINE GROUP

F11

E-1

CYLINDER HEAD COVER

H 1

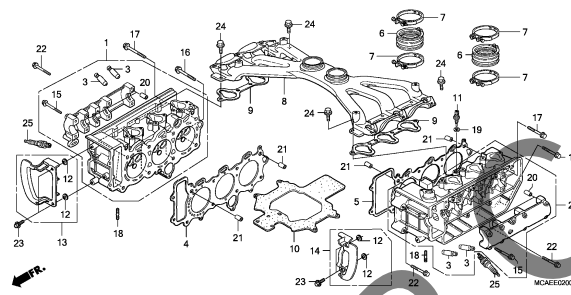


MC4AE100A

E-2

CYLINDER HEAD

H 3

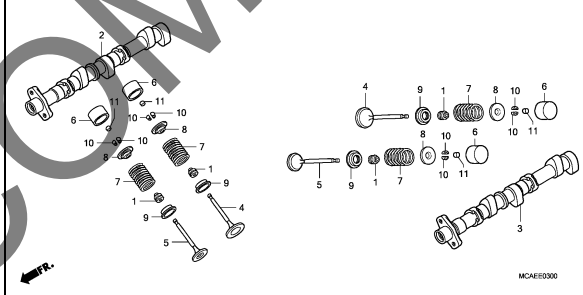


MC4AE100B

E-3

CAMSHAFT/VALVE

H 6

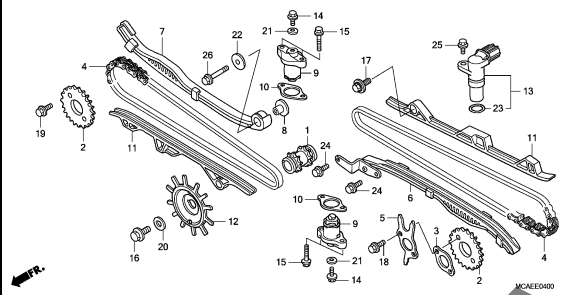


MC4AE100C

E-4

CAM CHAIN/TENSIONER

H 9

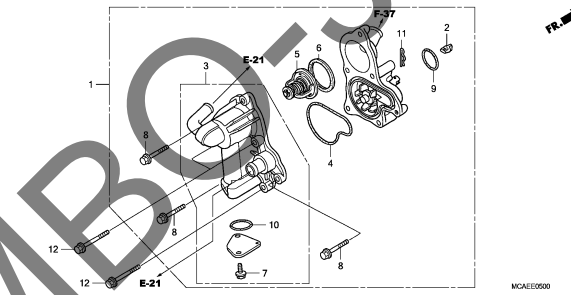


MC4AE100D

E-5

WATER PUMP

H11

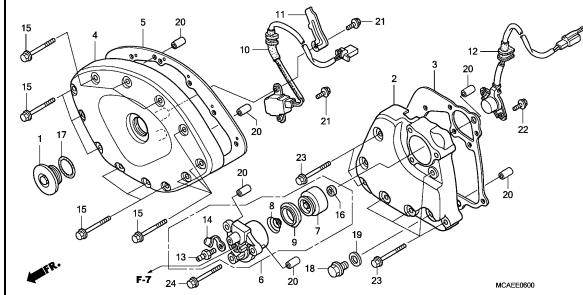


MC4AE100E

E-6

FRONT COVER/TRANSMISSIONCOVER

H12

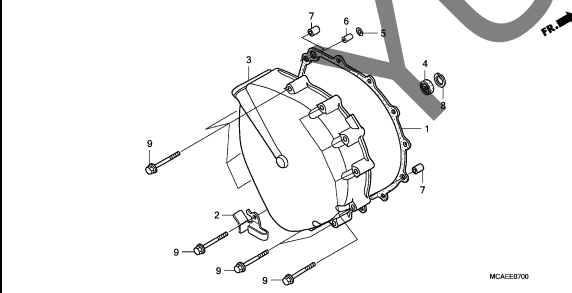


MC4AE100F

E-7

CLUTCH COVER

H14

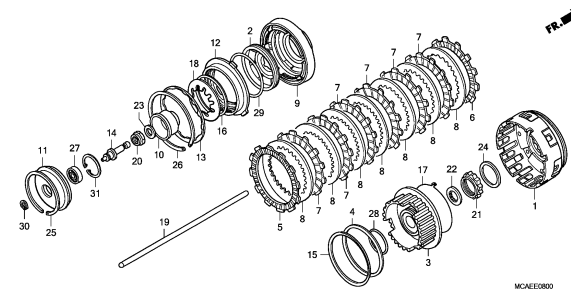


MC4AE100G

E-8

CLUTCH

H15

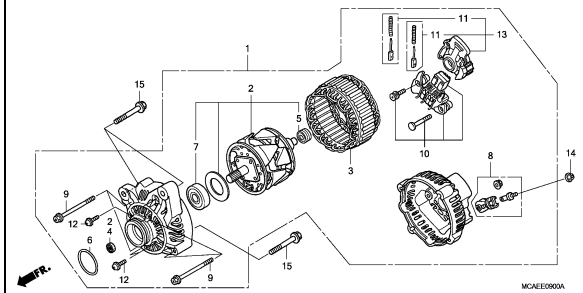


MC4AE100H

E-9

GENERATOR

I 1



MC4AE100I

2

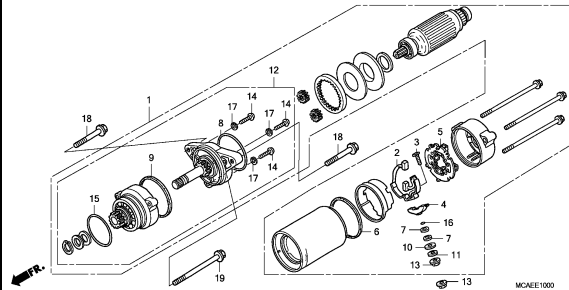
ENGINE GROUP

F12

E-10

STARTER MOTOR

I 3

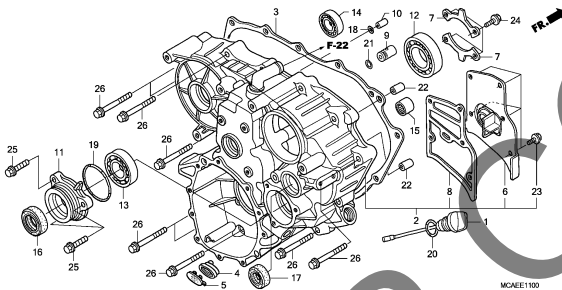


MCAEE1000

E-11

REAR CASE

I 4

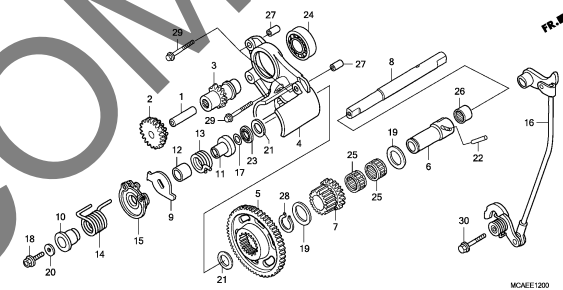


MCAEE1100

E-12

REVERSE GEAR

I 6

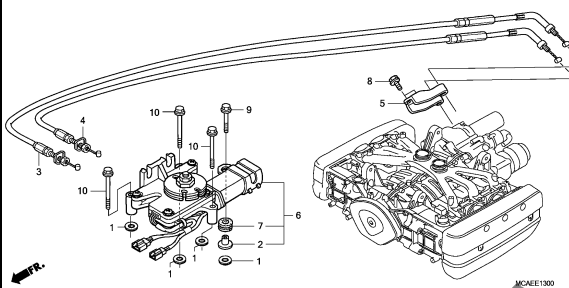


MCAEE1200

E-13

REVERSE SHIFT ACTUATOR

I 8

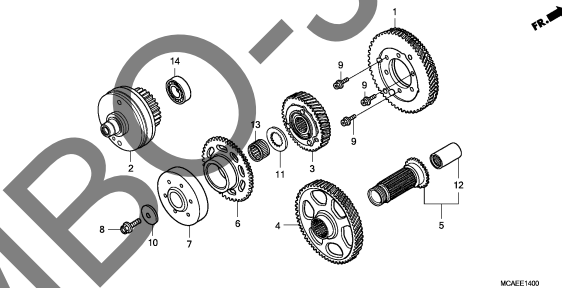


MCAEE1300

E-14

PRIMARY DRIVE GEAR

I 9

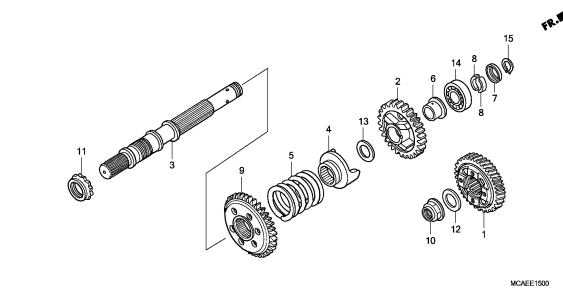


MCAEE1400

E-15

FINAL SHAFT

I 11

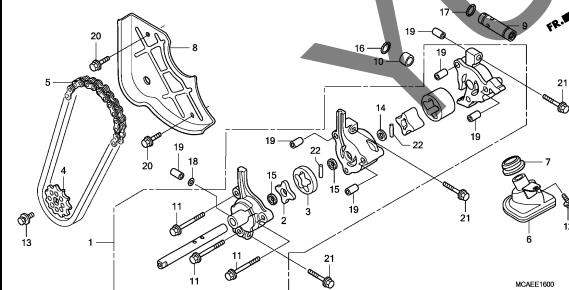


MCAEE1500

E-16

OIL PUMP

I 12

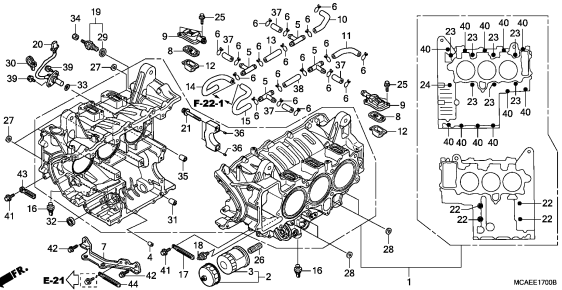


MCAEE1600

E-17

CYLINDER BLOCK

I 13

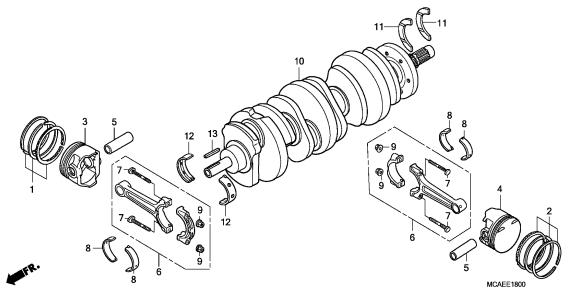


MCAEE1700B

E-18

CRANKSHAFT/PISTON

I 15



MCAEE1800

2

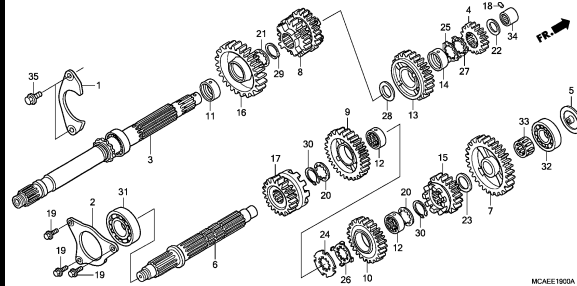
ENGINE GROUP

F13

E-19

TRANSMISSION

J 1

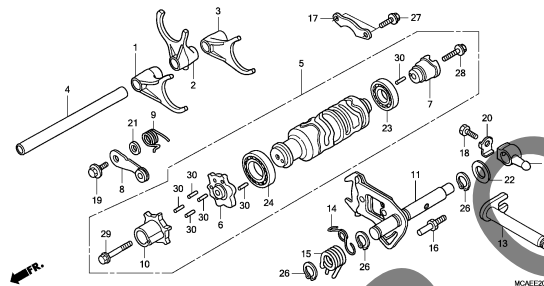


MCAEE1900A

E-20

GEARSHIFT DRUM/SHIFT FORK

J 3

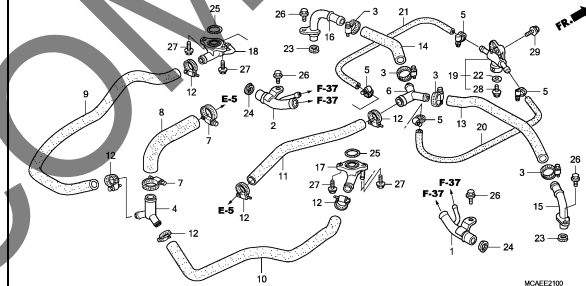


MCAEE2000

E-21

WATER PIPE

J 5

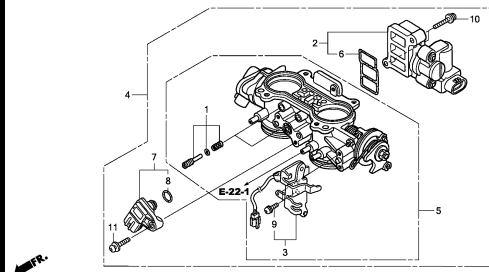


MCAEE2100

E-22

THROTTLE BODY

J 8

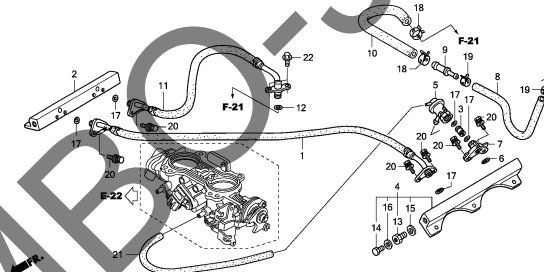


MCAEE2200

E-22-1

THROTTLE BODY(TUBING)

J10

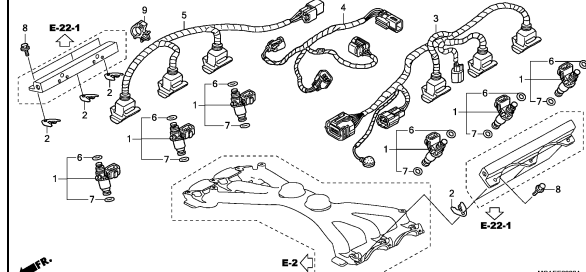


MCAEE2201

E-22-2

INJECTOR

J12

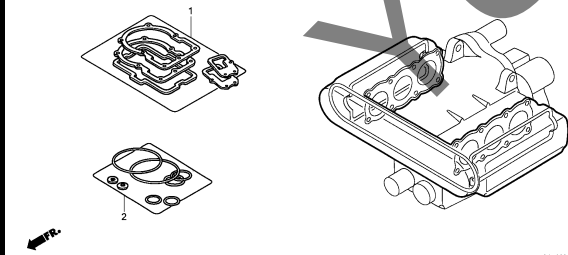


MCAEE2202A

EOP-1

GASKET KIT A

J14

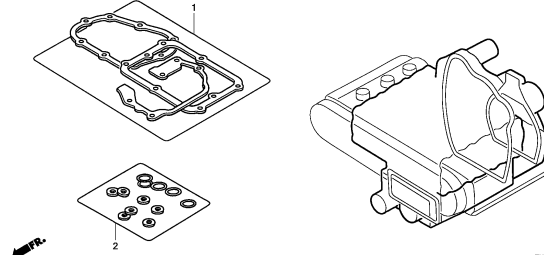


ENG120008B

EOP-2

GASKET KIT B

J15



ENG200008B

2

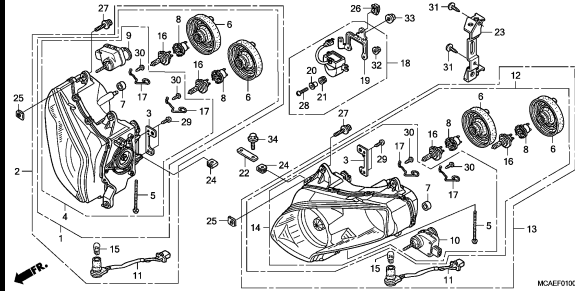
FRAME GROUP

F14

F-1

HEADLIGHT

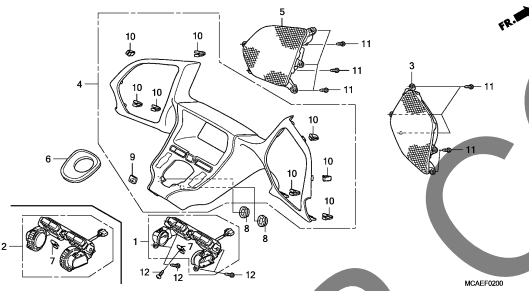
K 1



F-2

METER PANEL

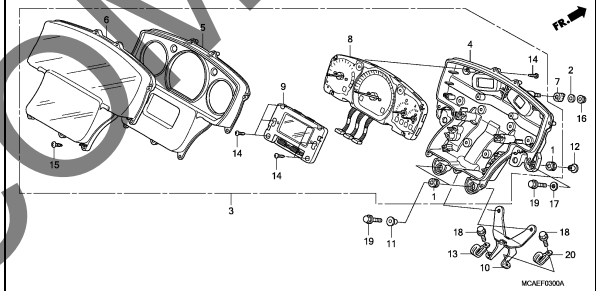
K 4



F-3

METER

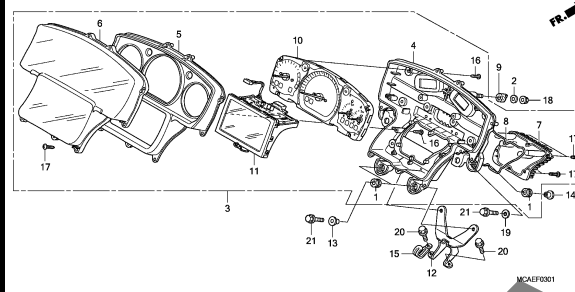
K 5



F-3-1

METER(NAVIGATION)

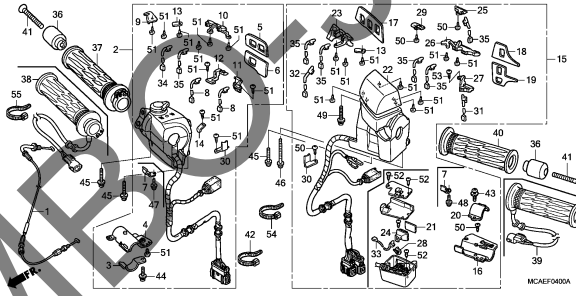
K 7



F-4

HANDLE SWITCH

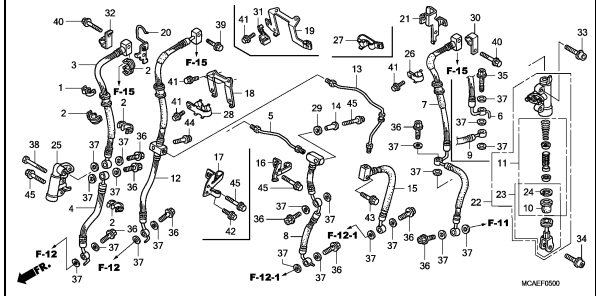
K 9



F-5

DELAY VALVE

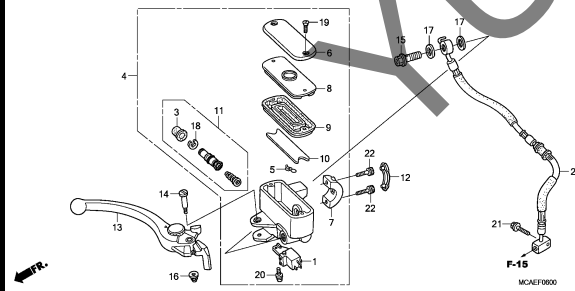
K12



F-6

FRONT BRAKE MASTERCYLINDER

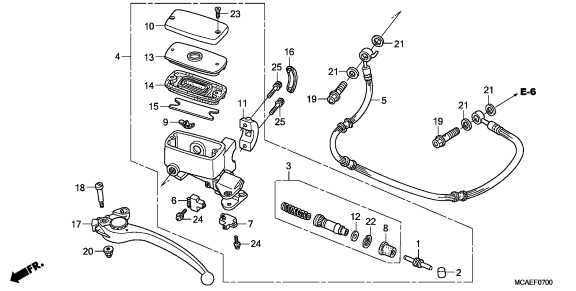
K15



F-7

CLUTCH MASTER CYLINDER

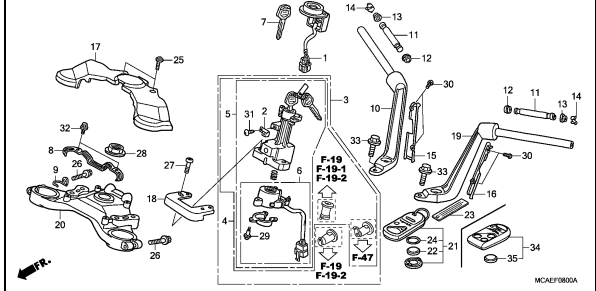
L 1



F-8

HANDLE PIPE/TOP BRIDGE

L 3



3

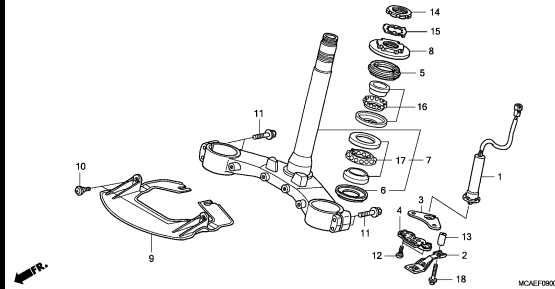
FRAME GROUP

F15

F-9

STEERING STEM

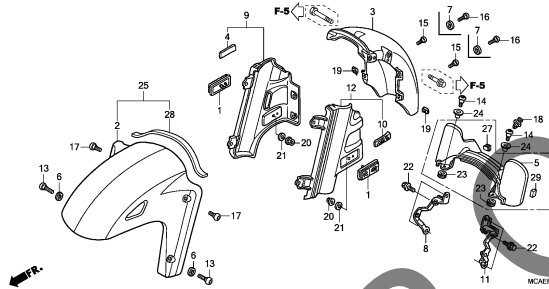
L 5



F-10

FRONT FENDER

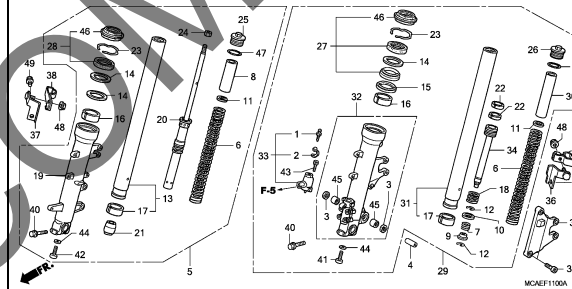
L 7



F-11

FRONT FORK

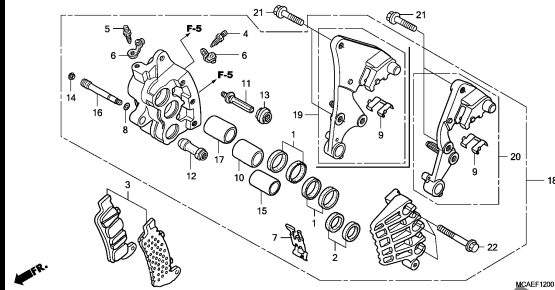
L10



F-12

R. FRONT BRAKE CALIPER

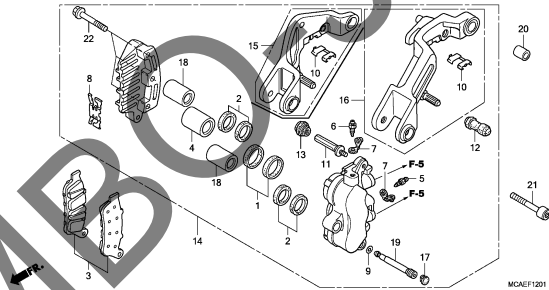
L14



F-12-1

L. FRONT BRAKE CALIPER

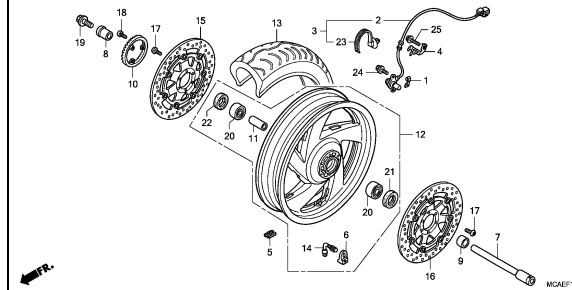
L15



F-13

FRONT WHEEL

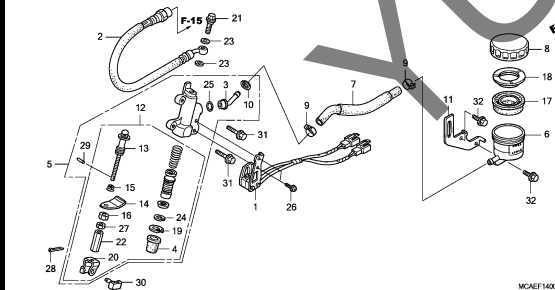
L16



F-14

REAR BRAKE MASTERCYLINDER

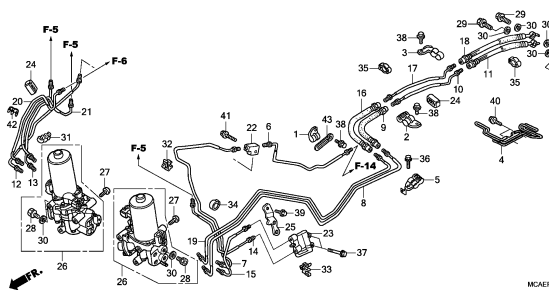
M 2



F-15

PROPORTION CONTROL VALVE

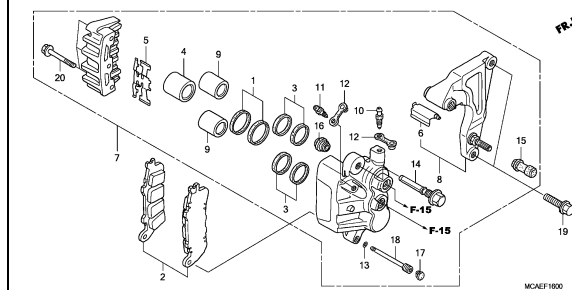
M 4



F-16

REAR BRAKE CALIPER

M 8



3

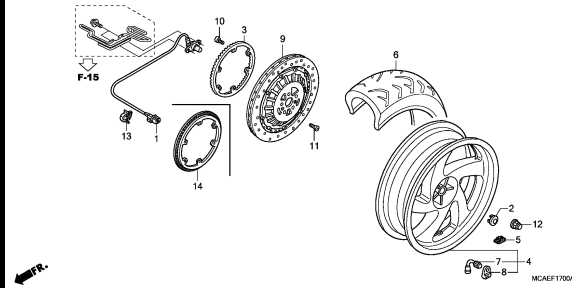
FRAME GROUP

F16

F-17

REAR WHEEL

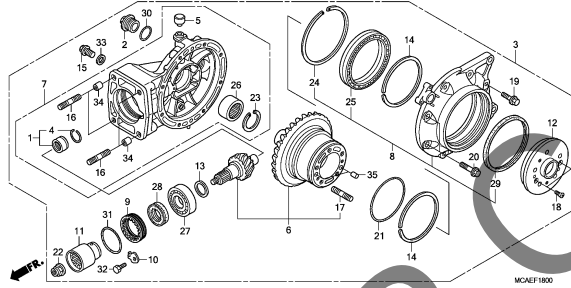
M 9



F-18

FINAL DRIVEN GEAR

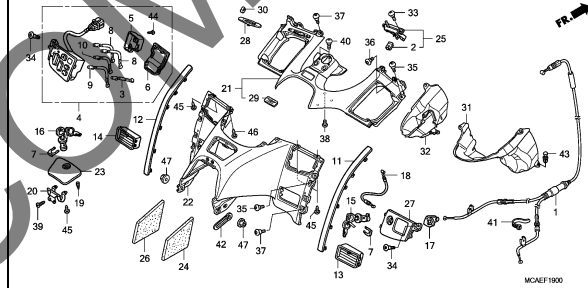
M10



F-19

SHELTER(GL18009/A)

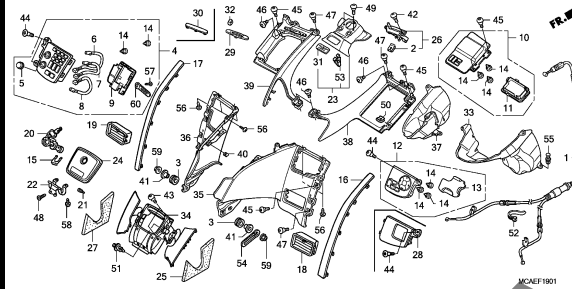
M13



F-19-1

SHELTER(GL18009/A)(AIRBAG)

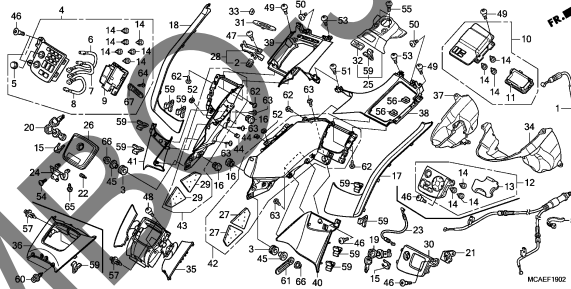
N 1



F-19-2

SHELTER(GL1800C)

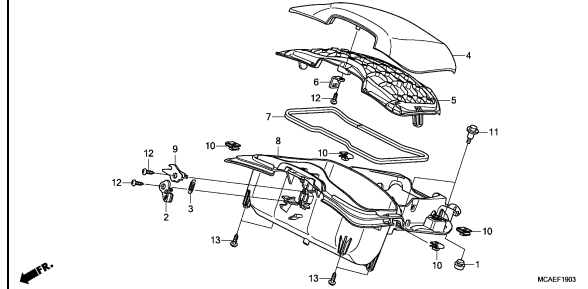
N 6



F-19-3

SHELTER CASE

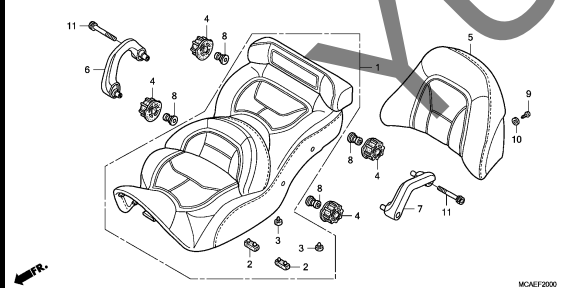
N10



F-20

SEAT

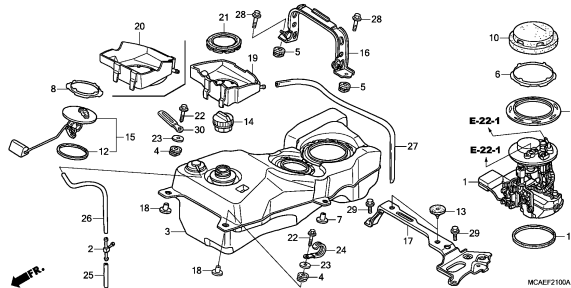
N11



F-21

FUEL TANK

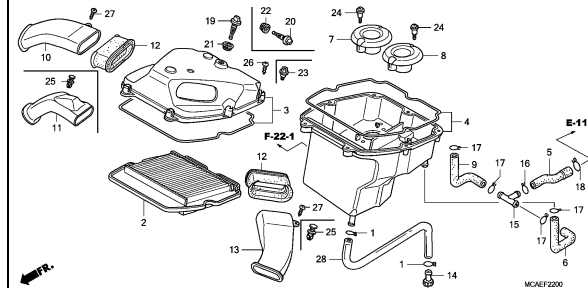
N12



F-22

AIR CLEANER

N14



3

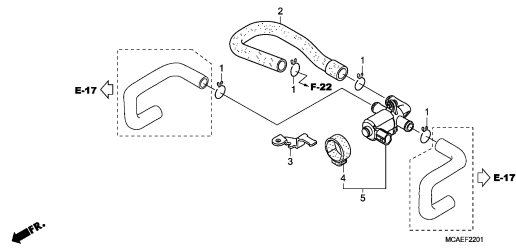
FRAME GROUP

G 1

F-22-1

AIR INJECTION VALVE

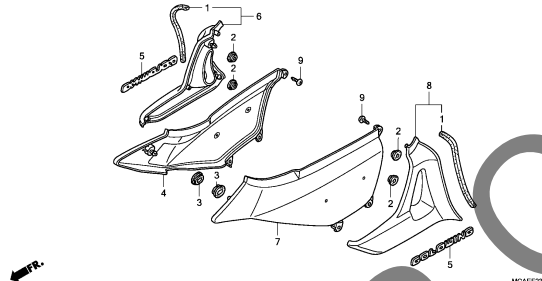
N16



F-23

SIDE COVER(GL18009/A)

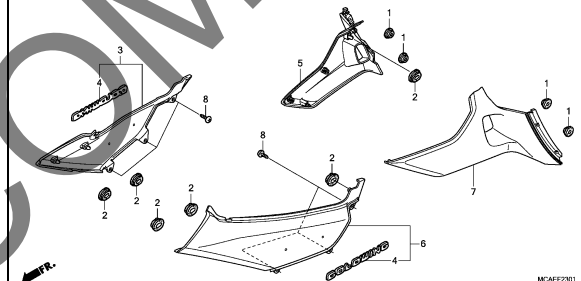
2-B 1



F-23-1

SIDE COVER(GL1800C)

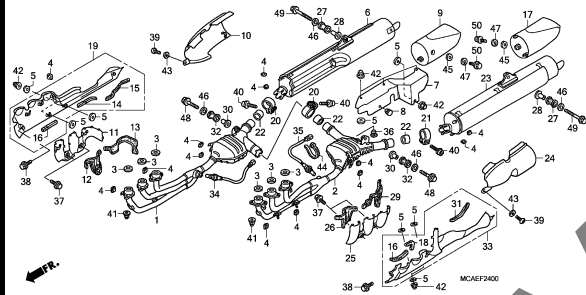
2-B 3



F-24

EXHAUST MUFFLER(GL1800-BR)

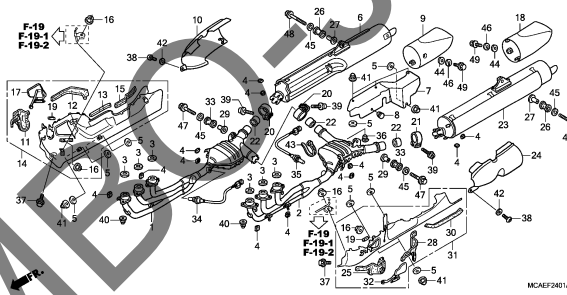
2-B 4



F-24-1

EXHAUST MUFFLER(EXCEPT GL1800-BR)

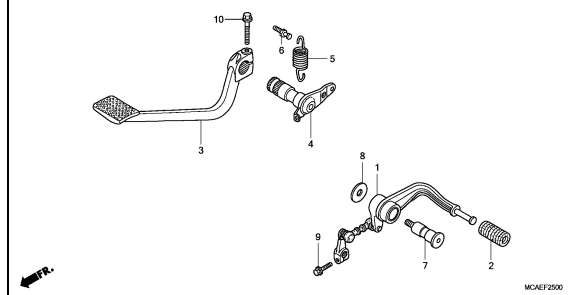
2-B 6



F-25

PEDAL

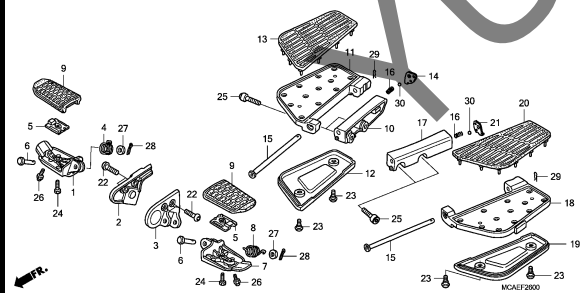
2-B 9



F-26

STEP

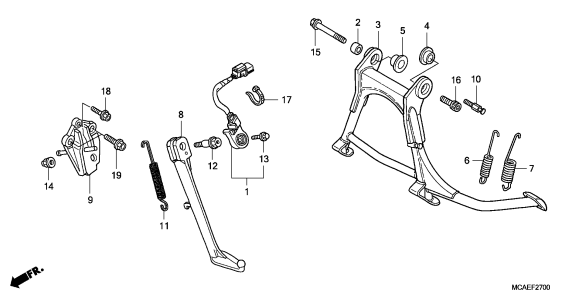
2-B10



F-27

STAND

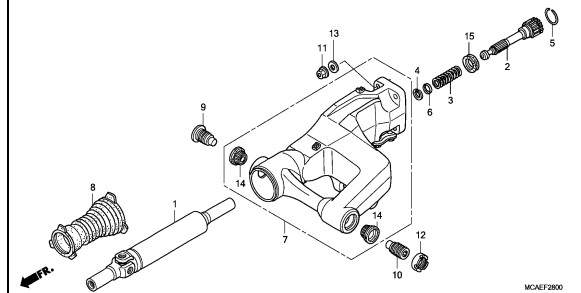
2-B12



F-28

SWINGARM

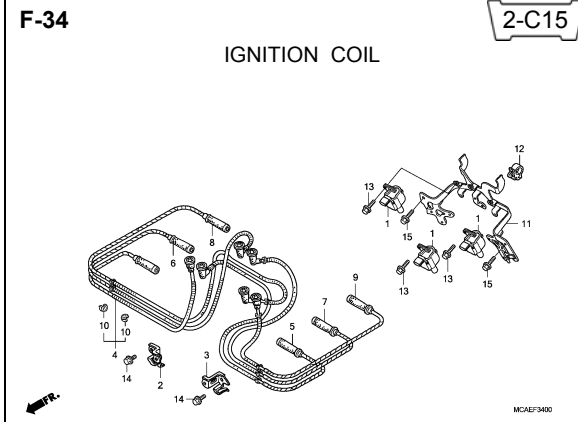
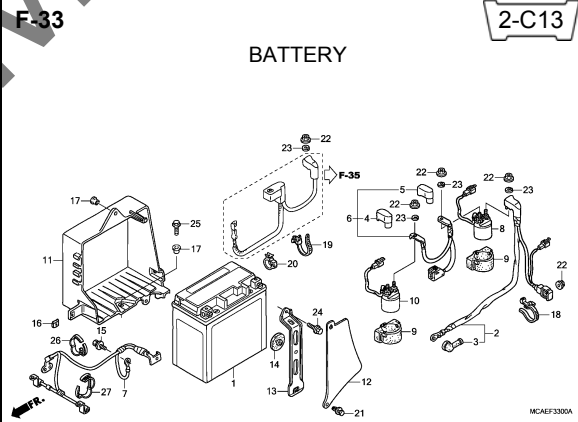
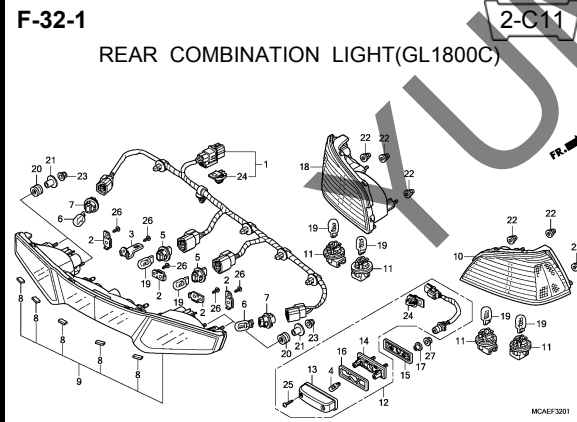
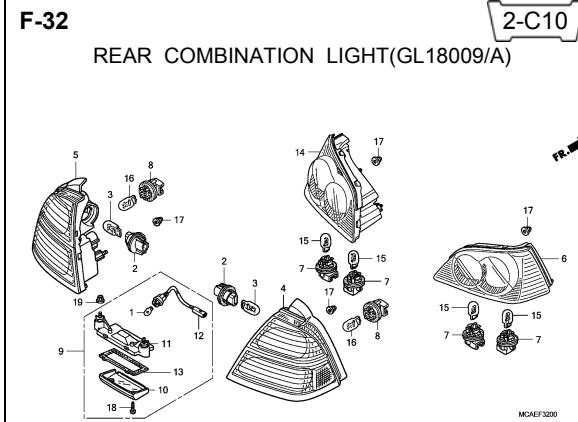
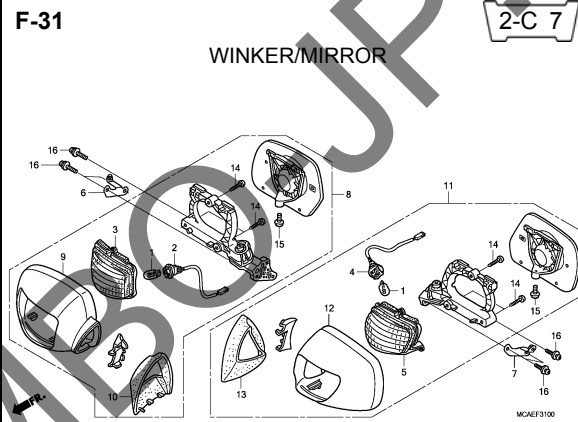
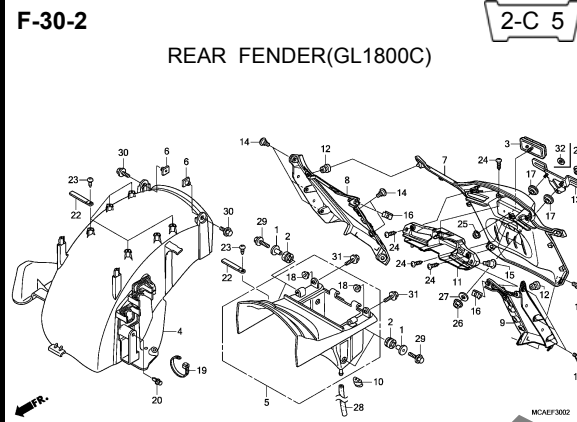
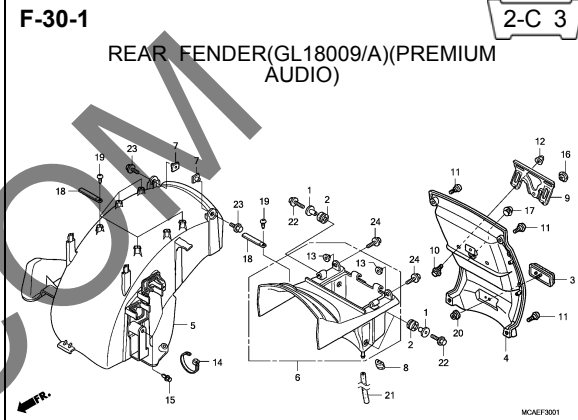
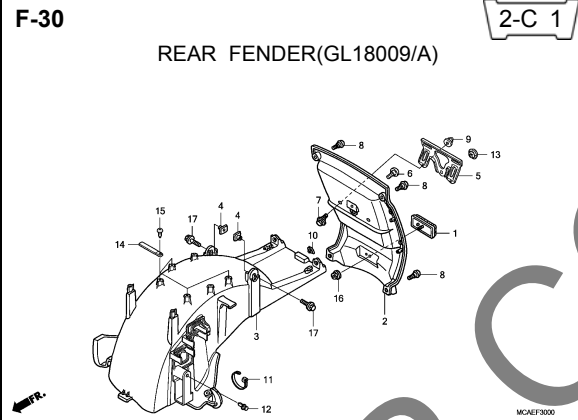
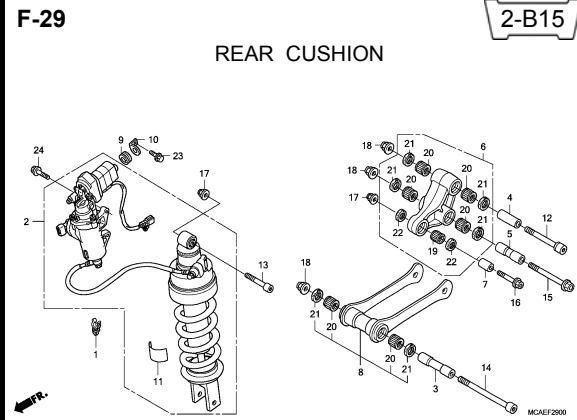
2-B13



3

FRAME GROUP

G 2



3

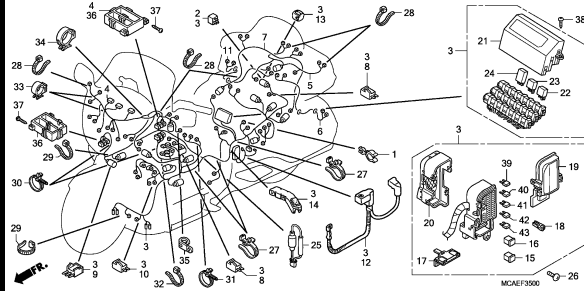
FRAME GROUP

G 3

F-35

2-C16

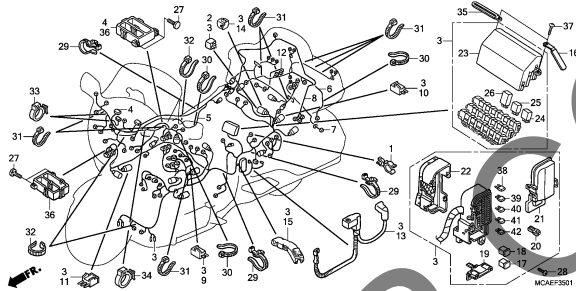
WIRE HARNESS(GL18009/A)



F-35-1

2-D 3

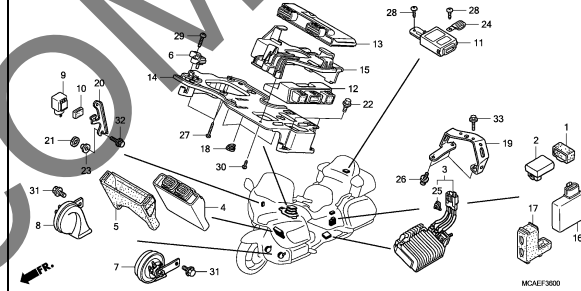
WIRE HARNESS(GL1800C)



F-36

2-D 6

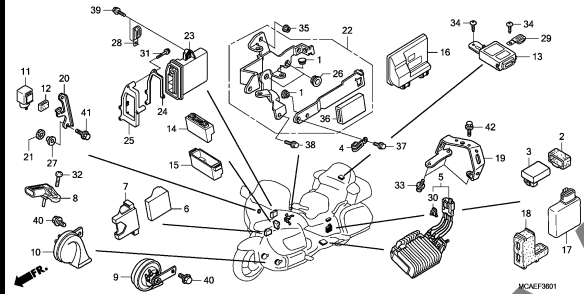
CONTROL UNIT(GL18009/A)



F-36-1

2-D 8

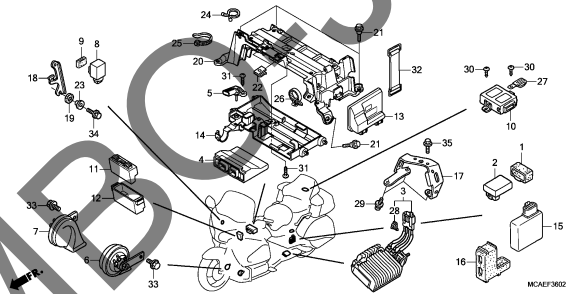
CONTROL UNIT(GL18009/A)(AIRBAG)



F-36-2

2-D10

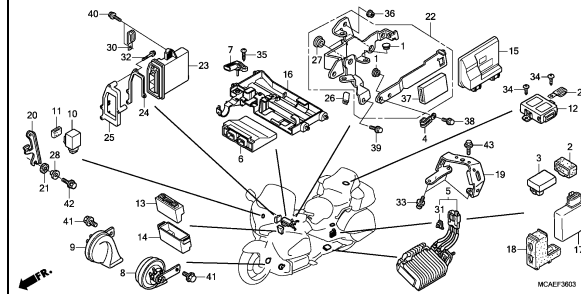
CONTROL UNIT(GL1800C)



F-36-3

2-D12

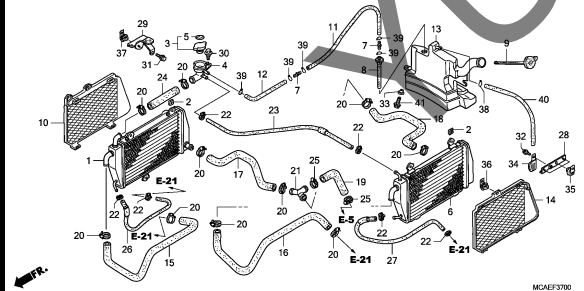
CONTROL UNIT(GL1800C)(AIRBAG)



F-37

2-D14

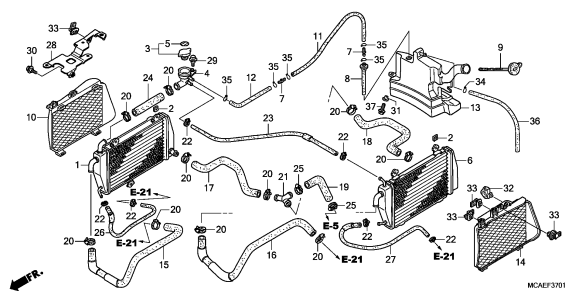
RADIATOR(GL18009/A)



F-37-1

2-D16

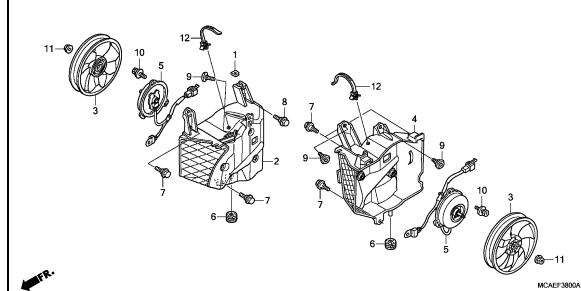
RADIATOR(GL1800C)



F-38

2-E 2

COOLING FAN



3

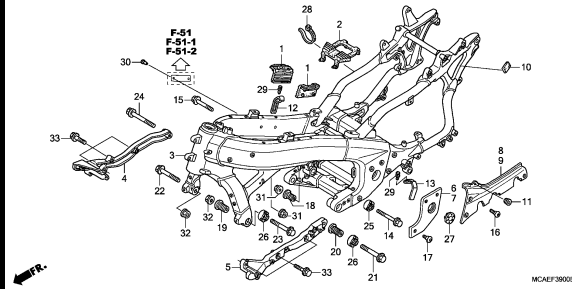
FRAME GROUP

G 4

F-39

FRAME BODY

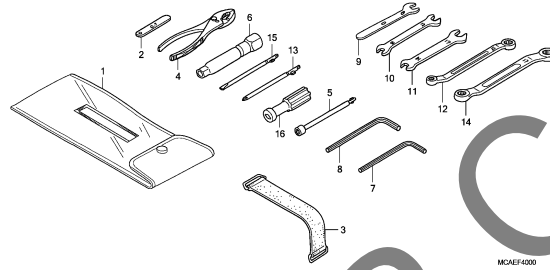
2-E 4



F-40

TOOLS

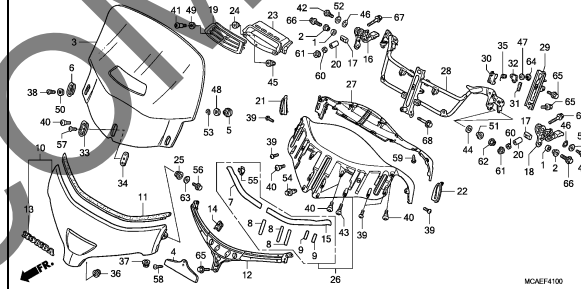
2-E 6



F-41

WINDSCREEN(GL18009/A)

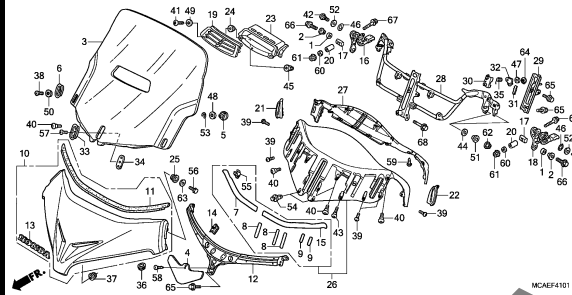
2-E 7



F-41-1

WINDSCREEN(GL1800C)

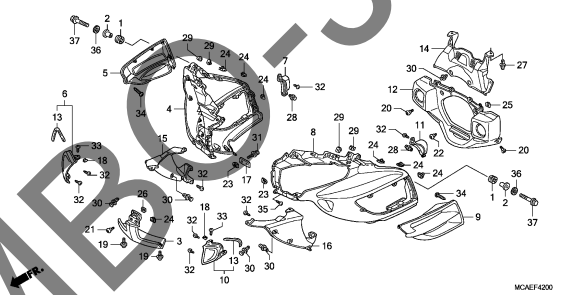
2-E10



F-42

COWL(GL18009/A)

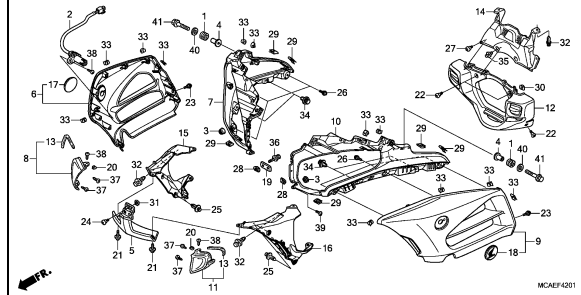
2-E12



F-42-1

COWL(GL1800C)

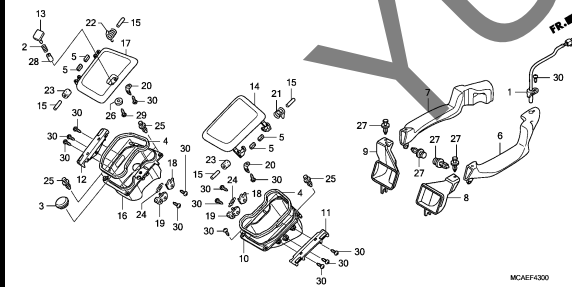
2-E16



F-43

AIR DUCT

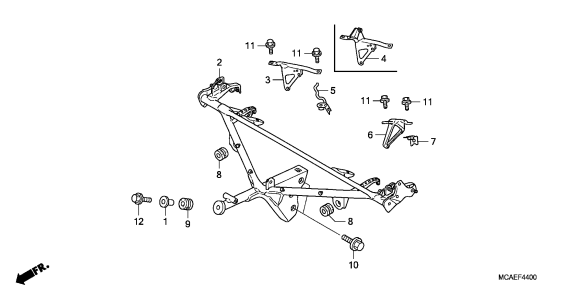
2-F 2



F-44

COWL STAY

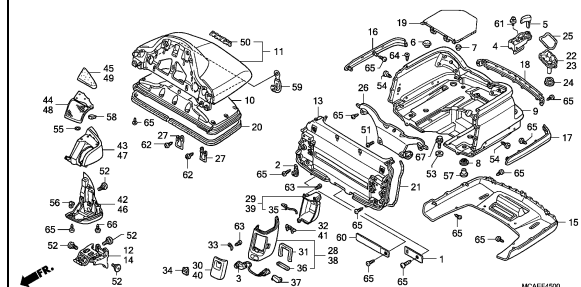
2-F 4



F-45

TRUNK BOX(GL18009/A)

2-F 5



3

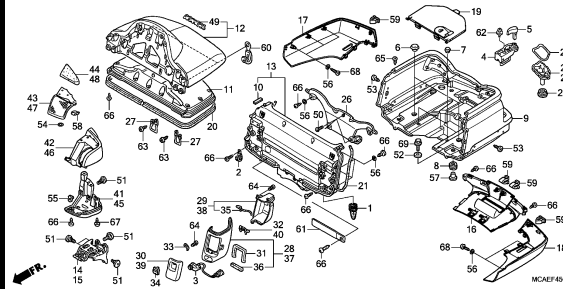
FRAME GROUP

G 5

F-45-1

TRUNK BOX(GL1800C)

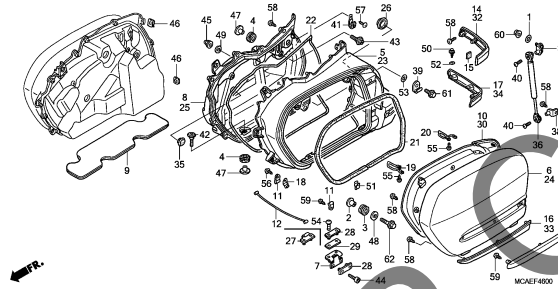
2-F10



F-46

SADDLEBAG(GL18009/A)

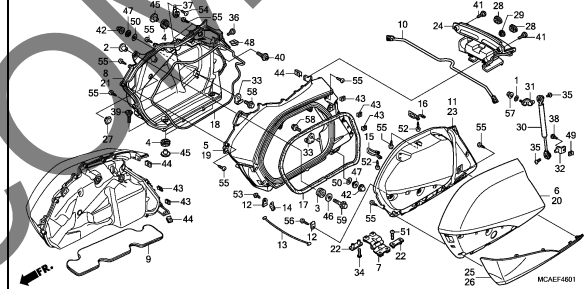
2-F14



F-46-1

SADDLEBAG(GL1800C)

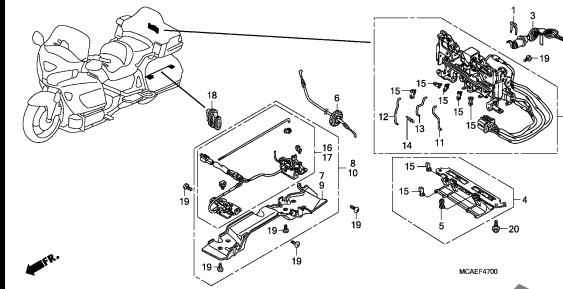
2-G 6



F-47

OPENER UNIT

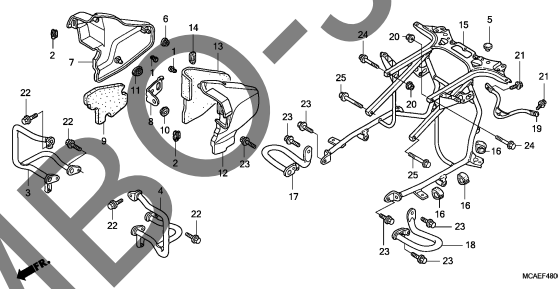
2-G 9



F-48

ENGINE GUARD(GL18009/A)

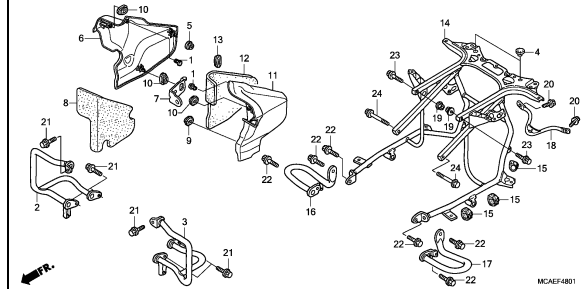
2-G10



F-48-1

ENGINE GUARD(GL1800C)

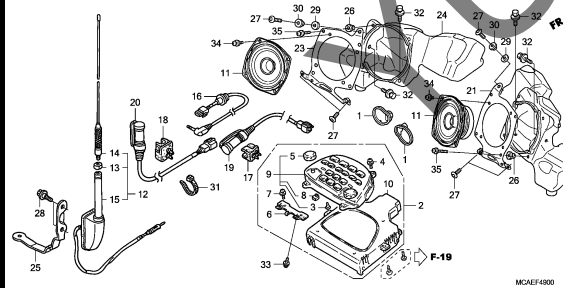
2-G11



F-49

AUDIO UNIT(GL18009/A)

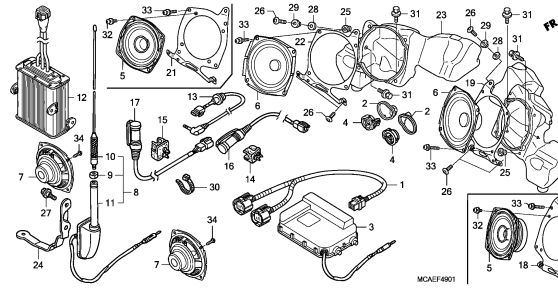
2-G12



F-49-1

AUDIO UNIT(GL18009/A)(AIRBAG)

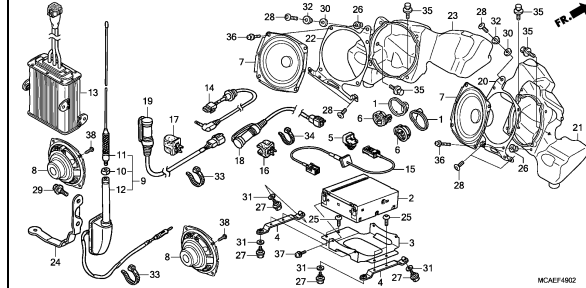
2-G14



F-49-2

AUDIO UNIT(GL1800C)

2-G16



3

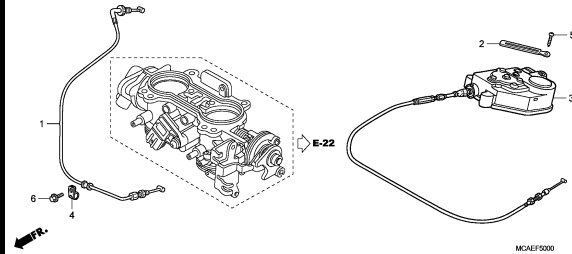
FRAME GROUP

G 6

F-50

AUTO CRUISE(GL18009/A)

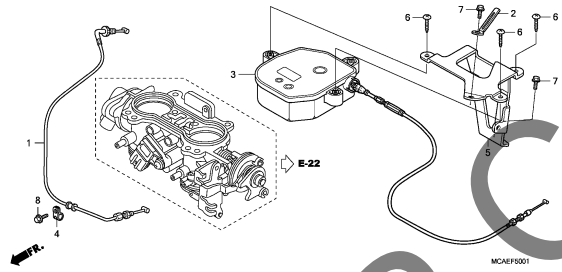
2-H 2



F-50-1

AUTO CRUISE(GL18009/A)(AIRBAG)

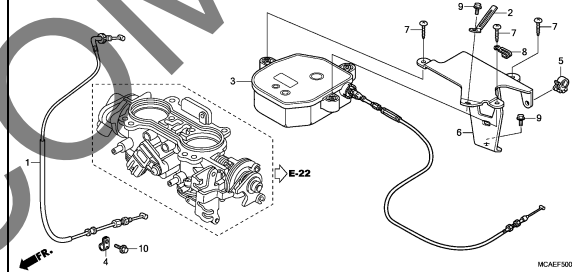
2-H 3



F-50-2

AUTO CRUISE(GL1800C)

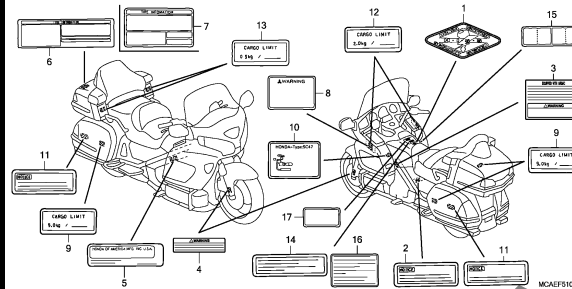
2-H 4



F-51

CAUTION LABEL(GL18009)
(GL1800A-BR/KO/SI)

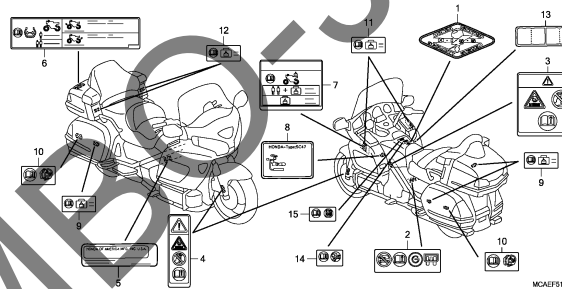
2-H 5



F-51-1

CAUTION LABEL(GL1800A
EXCEPT-BR/KO/SI)

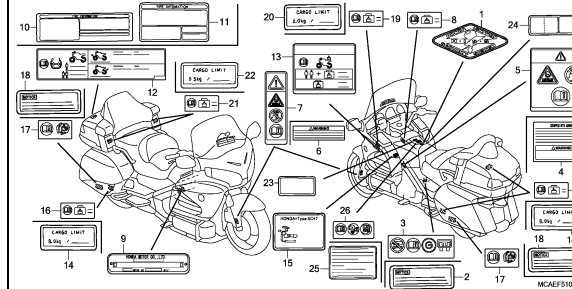
2-H 8



F-51-2

CAUTION LABEL(GL1800C)

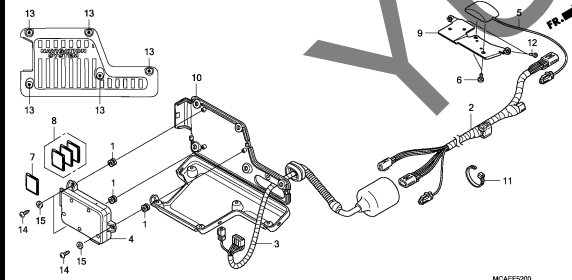
2-H 9



F-52

NAVIGATION UNIT(GL18009/A)

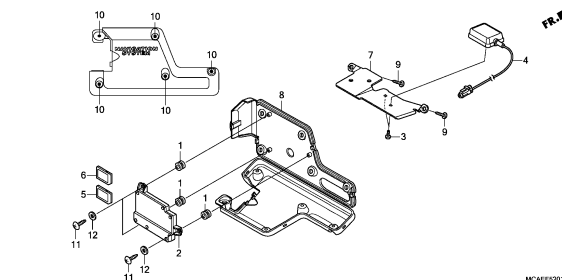
2-H11



F-52-1

NAVIGATION UNIT(GL1800C)

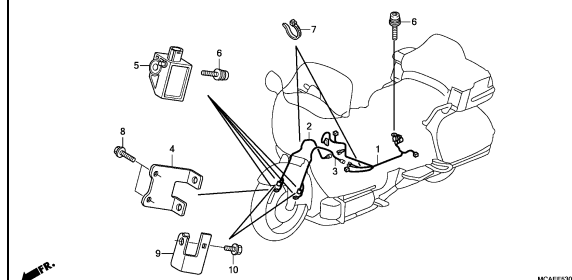
2-H12



F-53

AIRBAG HARNESS

2-H13



3

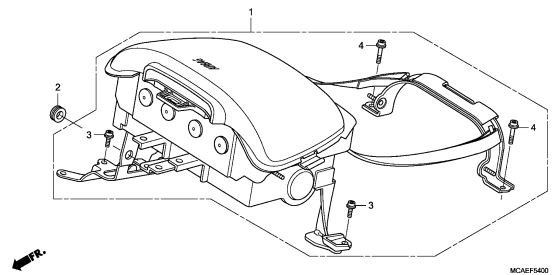
FRAME GROUP

G 7

F-54

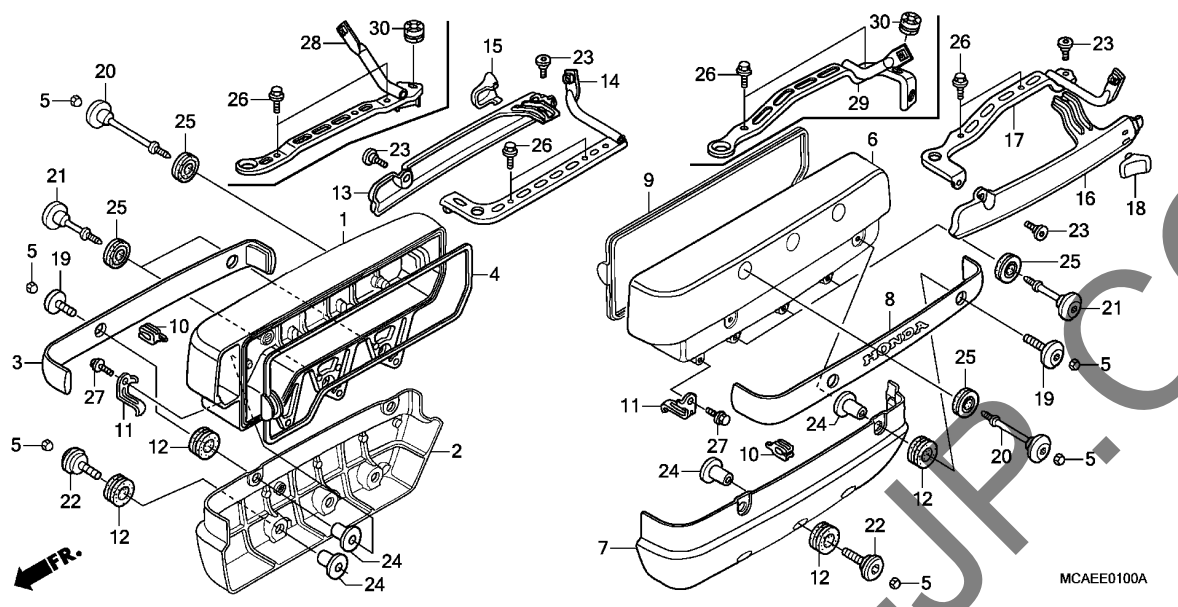
2-H14

AIRBAG MODULE



YUMBO-JP.COM

3



Ref. No.	L.O.N.	(Relative ref. Number) Description	F.R.T.
1	1111C6	COVER, CYLINDER HEAD :RIGHT ..	0.3
2	1111D1	COVER, CYLINDER HEAD SIDE :RIGHT	0.2
3	1111E0	EMBLEM, CYLINDER HEAD COVER :RIGHT	0.2
4	1111D4	GASKET, CYLINDER HEAD COVER :RIGHT	0.3
6	1111C5	COVER, CYLINDER HEAD :LEFT ...	0.3
7	1111C9	COVER, CYLINDER HEAD :BOTH ...	0.6
7	1111D0	COVER, CYLINDER HEAD SIDE :LEFT	0.2
	1111Y5	COVER, CYLINDER HEAD SIDE :BOTH	0.4
8	1111D9	EMBLEM, CYLINDER HEAD COVER :LEFT	0.2
9	1111D3	GASKET, CYLINDER HEAD COVER :LEFT	0.3
	1111S7	GASKET, CYLINDER HEAD COVER :BOTH	0.6
13	1111J4	COVER, INJECTION :RIGHT	1.5
	1111J4C	.With navigation add	0.7
14	1111J7	STAY, INJECTION COVER :RIGHT ..	1.6
	1111J7C	.With navigation add	0.7
16	1111J3	COVER, INJECTION :LEFT	1.5
+	1111J3C	.With navigation add	0.7

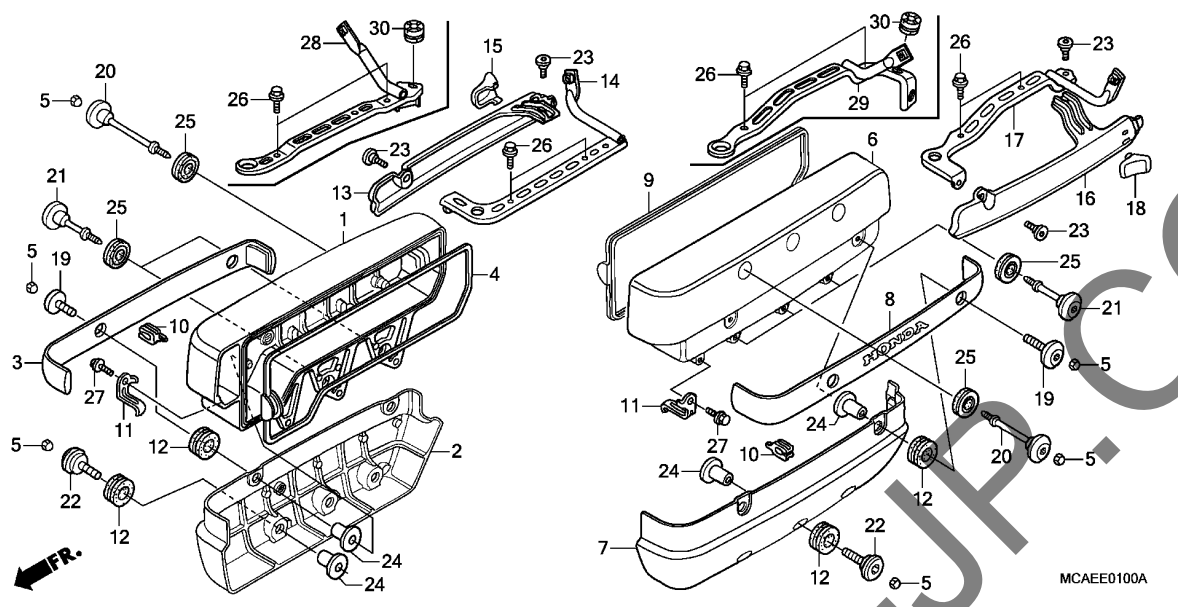
Ref. No.	Part No.	Description	Reqd. QTY			Serial No.	Parts catalogue code
			GL1800	A	C		
1	12311-MCA-000	COVER, R. CYLINDER HEAD	1	1	1		
2	12321-MCA-000	COVER, R. CYLINDER HEAD SIDE ..	1	1	1		
3	12322-MCA-A20	EMBLEM, R. CYLINDER HEAD COVER ..	1	1	1		
4	12391-MCA-000	GASKET COMP., R. CYLINDER HEAD COVER ..	1	1	1		
5	12392-MJ0-000	PLUG, HEX., 6MM	16	16	16		
6	12411-MCA-000	COVER, L. CYLINDER HEAD	1	1	1		
7	12421-MCA-000	COVER, L. CYLINDER HEAD SIDE ..	1	1	1		
8	12422-MCA-A20	EMBLEM, L. CYLINDER HEAD COVER ..	1	1	1		
9	12491-MCA-000	GASKET COMP., L. CYLINDER HEAD COVER ..	1	1	1		
10	32114-MCA-000	CLAMPER, HIGH TENSION CORD ..	2	2	2		
11	32115-MCA-000	GUIDE, HIGH TENSION CORD	2	2	2		
12	64386-MS2-000	RUBBER, PIVOT UNDER COVER	10	10	10		
13	83515-MCA-000	COVER, R. INJECTION	1	1	-		
14	83516-MCA-000	STAY, R. INJECTION COVER	1	1	-		
15	83530-MCA-000	SPOILER, R. SIDE	1	1	-		
16	83565-MCA-000	COVER, L. INJECTION	1	1	-		
17	83566-MCA-000	STAY, L. INJECTION COVER	1	1	-		
18	83580-MCA-000	SPOILER, L. SIDE	1	1	-		
19	90016-MCA-780	BOLT, SOCKET SPECIAL, 6X19 ..	4	4	4		
20	90017-MCA-000	BOLT, HEAD COVER	6	6	6		
21	90018-MCA-000	BOLT, HEAD COVER	5	5	5		
22	90019-MCA-780	BOLT, HEAD COVER	6	6	6		
23	90106-KY2-701	SCREW, PAN, 6X11	4	4	-		

2

E-1

CYLINDER HEAD COVER

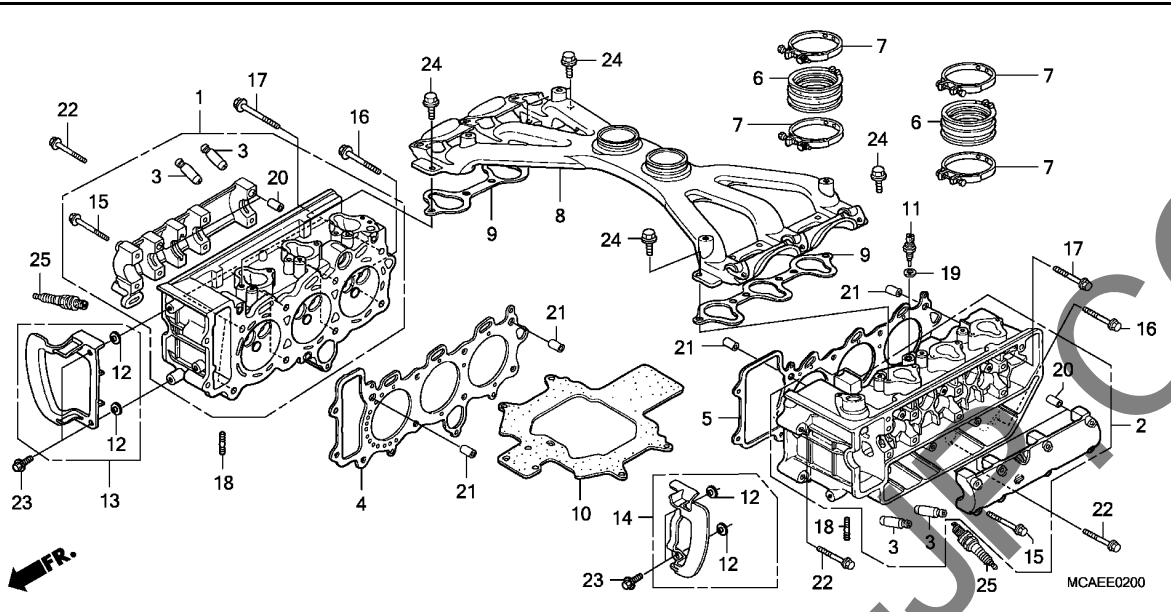
H 2



Ref. No.	L.O.N.	(Relative ref. Number) Description	F.R.T.
+16	1111J5	COVER, INJECTION :BOTH	1.6
	1111J5C	.With navigation add	0.7
17	1111J6	STAY, INJECTION COVER :LEFT ..	1.6
	1111J6C	.With navigation add	0.7
	1111J8	STAY, INJECTION COVER :BOTH ..	1.8
	1111J8C	.With navigation add	0.7
28	1111CC	STAY, INJECTION COVER(A) :RIGHT	2.8
29	1111CB	STAY, INJECTION COVER(A) :LEFT	2.8
	1111CD	STAY, INJECTION COVER(A) :BOTH	3.0

Ref. No.	Part No.	Description	Reqd. QTY			Serial No.	Parts catalogue code
			9	GL1800 A	C		
24	90122-463-770	COLLAR, UNDER COWL SETTING ..	10	10	10		
25	90543-MV9-670	RUBBER, MOUNTING	11	11	11		
26	95801-06012-08	BOLT, FLANGE, 6X12	4	4	4		
27	96001-06010-00	BOLT, FLANGE, 6X10	2	2	2		
28	83516-MCA-S40	STAY, R. ENGINE SIDE COVER ..	-	-	1		
29	83566-MCA-S40	STAY, L. ENGINE SIDE COVER ..	-	-	1		
30	84905-118-000	RUBBER, NUMBER PLATE BRACKET CUSHION	-	-	2		

2



Ref. No.	L.O.N.	(Relative ref. Number) Description	F.R.T.
1	1111A1	HEAD, CYLINDER :RIGHTINCLUDES: Valve adjust and reface	8.2
2	1111A0	HEAD, CYLINDER :LEFTINCLUDES: Valve adjust and reface	8.2
	1111A4	HEAD, CYLINDER :BOTHINCLUDES: Valve adjust and reface	11.7
3	1111M5	GUIDE, INTAKE VALVE(ONE) :LEFT CYLINDERINCLUDES: Reaming .INCLUDES: Valve adjust and reface	6.4
	1111M5A	.Replace all intake valve guide add	0.6
	1111M6	GUIDE, EXHAUST VALVE(ONE) :LEFT CYLINDERINCLUDES: Reaming .INCLUDES: Valve adjust and reface	6.4
	1111M6A	.Replace all exhaust valve guide add	0.6
	1111M6B	.Replace all intake and exhaust valve guide add	1.5

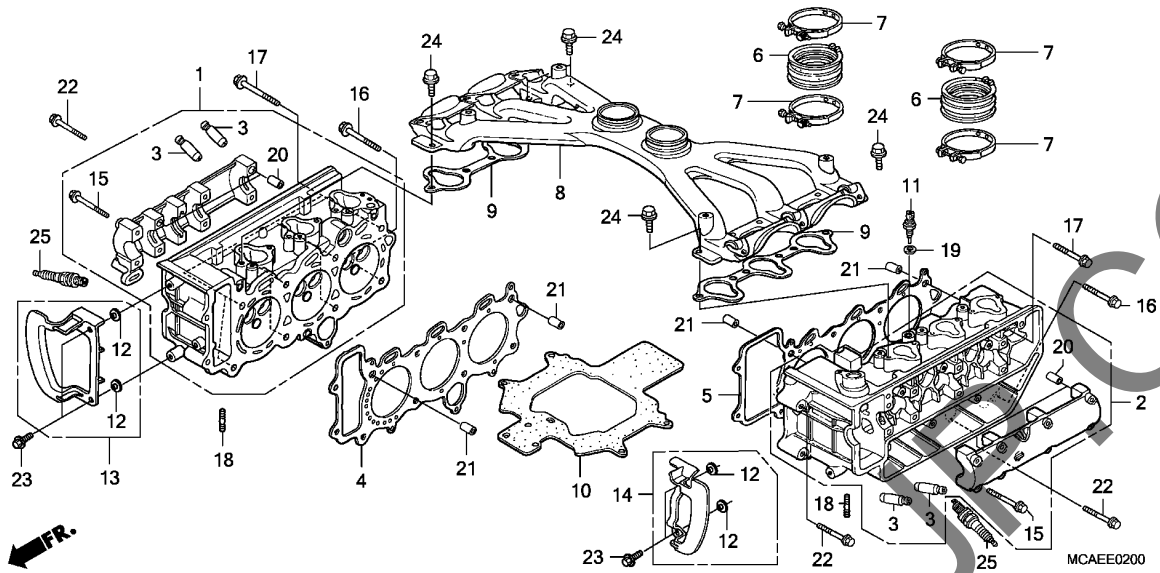
Ref. No.	Part No.	Description	Reqd. QTY			Serial No.	Parts catalogue code
			GL1800	A	C		
1	12010-MCA-A20	HEAD ASSY., R. CYLINDER	1	1	1		
2	12020-MCA-A20	HEAD ASSY., L. CYLINDER	1	1	1		
3	12204-MCA-P00	GUIDE, VALVE(OS)	12	12	12		
4	12251-MCA-A61	GASKET, R. CYLINDER HEAD	1	1	1		
5	12252-MCA-A61	GASKET, L. CYLINDER HEAD	1	1	1		
6	16211-MCA-000	INSULATOR, THROTTLE BODY	2	2	2		
7	16218-MCA-000	BAND, INSULATOR	4	4	4		
8	17110-MCA-000	MANIFOLD, INTAKE	1	1	1		
9	17134-MCA-003	GASKET, INTAKE MANIFOLD	2	2	2		
10	17140-MCA-000	SHEET, INTAKE MANIFOLD	1	1	1		
11	37870-KRJ-901	SENSOR ASSY., WATER TEMP	1	1	1		
12	61105-MA3-000	COLLAR, FR. FENDER	4	4	4		
13	64303-MCA-000	COVER, R. FR. INNER LOWER	1	1	1		
14	64304-MCA-000	COVER, L. FR. INNER LOWER	1	1	1		
15	90003-PT0-000	BOLT, FLANGE, 6X50	16	16	16		
16	90010-MCA-000	BOLT, FLANGE, 9X73	2	2	2		
17	90012-MCA-000	BOLT, FLANGE, 9X89	14	14	14		
18	90035-MN5-000	BOLT, STUD, 8-6X40	12	12	12		
19	90454-MC7-000	WASHER, SPECIAL, 12MM	1	1	1		
20	94301-08200	DOWEL PIN, 8X20	4	4	4		
21	94301-12200	DOWEL PIN, 12X20	4	4	4		
22	95701-06045-08	BOLT, FLANGE, 6X45	6	6	-		
	95701-06045-00	-	-	6		
23	96001-06012-07	BOLT, FLANGE, 6X12	4	4	4		
24	96001-06025-00	BOLT, FLANGE, 6X25	12	12	12		

2

E-2

CYLINDER HEAD

H 4



Ref. No.	L.O.N.	(Relative ref. Number) Description	F.R.T.
+ 3	1111M7	GUIDE, INTAKE VALVE(ONE) :RIGHT CYLINDER	6.4
		.INCLUDES: Reaming .INCLUDES: Valve adjust and reface	
	1111M7A	.Replace all intake valve guide add	0.6
	1111M8	GUIDE, EXHAUST VALVE(ONE) :RIGHT CYLINDER	6.4
		.INCLUDES: Reaming .INCLUDES: Valve adjust and reface	
	1111M8A	.Replace all exhaust valve guide add	0.6
	1111M8B	.Replace all intake and exhaust valve guide add	1.5
	1111M9	GUIDE, VALVE :FOR 1 VEHICLE ..	11.1
		.INCLUDES: Reaming .INCLUDES: Valve adjust and reface	
4	1111C0	GASKET, CYLINDER HEAD :RIGHT ..	5.5
5	1111B9	GASKET, CYLINDER HEAD :LEFT ..	5.5
	1111C3	GASKET, CYLINDER HEAD :BOTH ..	6.3
6	311131	INSULATOR, THROTTLE BODY/ CARBURETOR	1.7

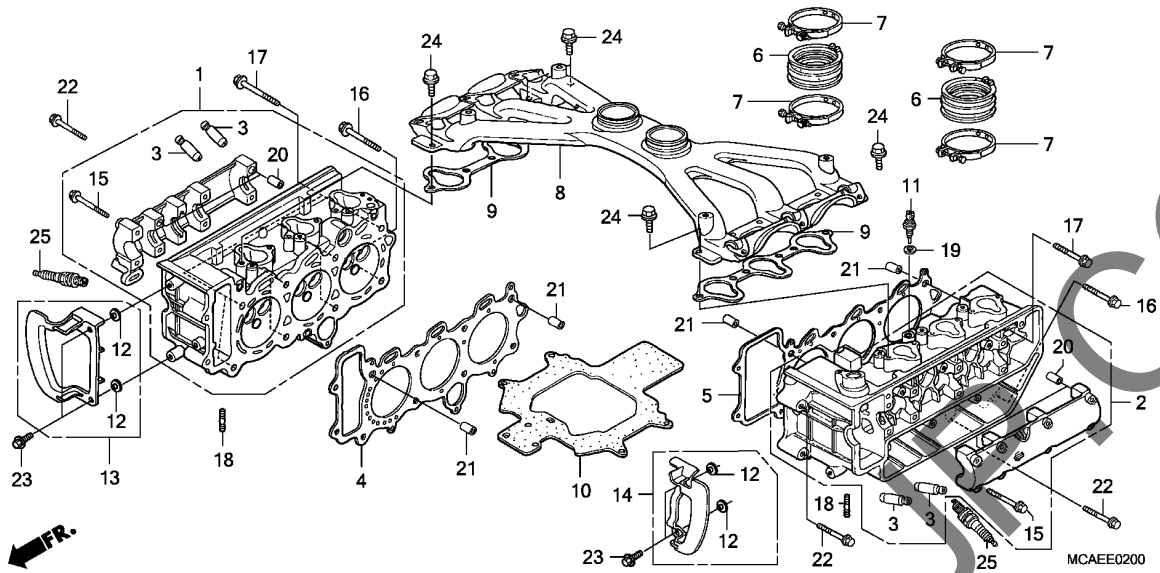
Ref. No.	Part No.	Description	Reqd. QTY			Serial No.	Parts catalogue code
			9	GL1800 A	C		
25	98079-5514E	PLUG, SPARK(BKR5E-11) (NGK) ..	(6)	(6)	(6)		
	98079-5515E	PLUG, SPARK(K16PR-U11) (DENSO)	(6)	(6)	(6)		
	98079-5614E	PLUG, SPARK(BKR6E-11) (NGK) ..	6	6	6		
	98079-5714E	PLUG, SPARK(BKR7E-11) (NGK) ..	(6)	(6)	(6)		
	98079-5715E	PLUG, SPARK(K22PR-U11) (DENSO)	(6)	(6)	(6)		
	98079-5615E	PLUG, SPARK(K20PR-U11) (DENSO)	-	-	6		

2

E-2

CYLINDER HEAD

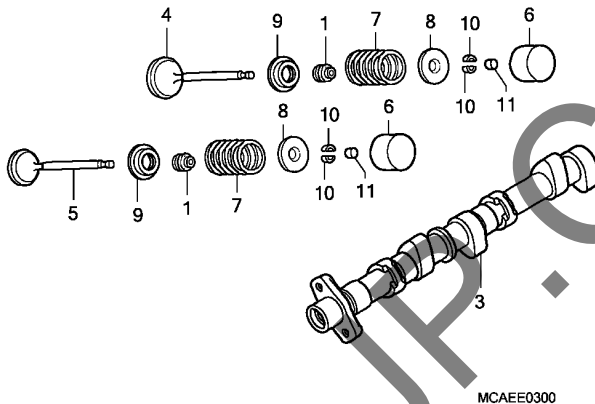
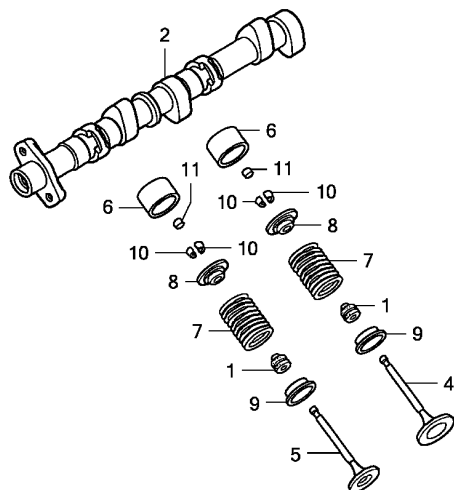
H 5



Ref. No.	L.O.N.	(Relative ref. Number) Description	F.R.T.
+ 6		.NOTE: Same time for two units	
311131H		.With airbag add	0.7
3111J4		INSULATOR, THROTTLE BODY/ CARBURETOR(A)	2.5
		.NOTE: Same time for two units	
		.NOTE: '12- model	
3111J4C		.With airbag add	0.1
8 111107		MANIFOLD, INTAKE	8.0
		.INCLUDES: Engine removal and installation	
9 1111J1		GASKET, INTAKE MANIFOLD	3.5
		.NOTE: Same time for two units	
		.With airbag add	0.7
		.With navigation add	0.1
		GASKET, INTAKE MANIFOLD(A) ...	4.3
		.NOTE: Same time for two units	
		.NOTE: '12- model	
		.With airbag add	0.1
11 6171A9		SENSOR, WATER TEMP	3.4
		.With navigation add	0.7
		SENSOR, WATER TEMP(A)	4.6
		.NOTE: '12- model	
25 614130		PLUG, SPARK	0.5
		6141B2 PLUG, SPARK :FOR 1 VEHICLE ...	0.5

2

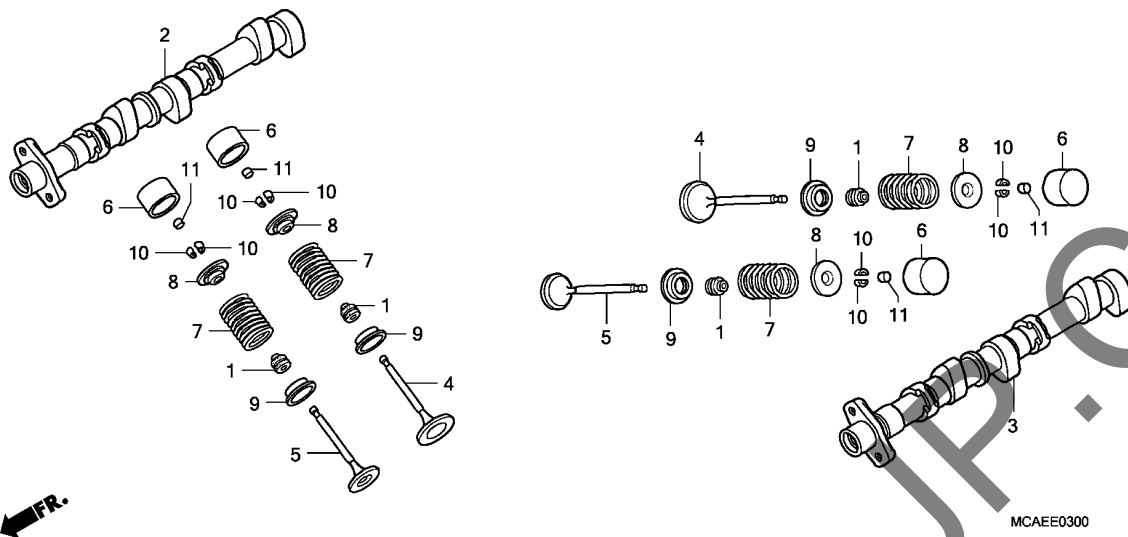
YUMBO



Ref. No.	L.O.N.	(Relative ref. Number) Description	F.R.T.
2	1111E2	CAMSHAFT :RIGHTINCLUDES: Valve clearance adjustment	1.7
3	1111E1	CAMSHAFT :LEFTINCLUDES: Valve clearance adjustment	1.7
	1111T4	CAMSHAFT :FOR 1 VEHICLEINCLUDES: Valve clearance adjustment	2.5
4	1111N6	VALVE, INTAKE(ONE) :LEFT CYLINDERINCLUDES: Refacing	5.9
	1111N6A	.Replace all intake valve add	0.4
	1111N8	VALVE, INTAKE(ONE) :RIGHT CYLINDERINCLUDES: Refacing	5.9
	1111N8A	.Replace all intake valve add	0.4
5	1111N7	VALVE, EXHAUST(ONE) :LEFT CYLINDERINCLUDES: Refacing	5.9
	1111N7A	.Replace all exhaust valve add	0.4
	1111N7B	.Replace all intake and exhaust valve add	1.0
	1111N9	VALVE, EXHAUST(ONE) :RIGHT CYLINDER	5.9
+			

Ref. No.	Part No.	Description	Reqd. QTY			Serial No.	Parts catalogue code
			9	GL1800 A	C		
1	12209-MA6-003	SEAL, VALVE STEM(ARAI)	12	12	12		
2	14110-MCA-780	CAMSHAFT COMP., R.	1	1	1		
3	14120-MCA-780	CAMSHAFT COMP., L.	1	1	1		
4	14711-MCA-A00	VALVE, IN.	6	6	-		
	14711-MCA-S40	-	-	6		
5	14721-MCA-A00	VALVE, EX.	6	6	-		
	14721-MCA-S40	-	-	6		
6	14731-MCA-000	LIFTER, VALVE	12	12	12		
7	14751-MCA-000	SPRING, VALVE	12	12	12		
8	14771-MAT-000	RETAINER, VALVE SPRING	12	12	12		
9	14775-MCA-000	SEAT, VALVE SPRING	12	12	12		
10	14781-MAT-000	COTTER, VALVE	24	24	24		
11	14901-KT7-013	SHIM, TAPPET(1.200)	12	12	12		
	14902-KT7-013	SHIM, TAPPET(1.225)	12	12	12		
	14903-KT7-013	SHIM, TAPPET(1.250)	12	12	12		
	14904-KT7-013	SHIM, TAPPET(1.275)	12	12	12		
	14905-KT7-013	SHIM, TAPPET(1.300)	12	12	12		
	14906-KT7-013	SHIM, TAPPET(1.325)	12	12	12		
	14907-KT7-013	SHIM, TAPPET(1.350)	12	12	12		
	14908-KT7-013	SHIM, TAPPET(1.375)	12	12	12		
	14909-KT7-013	SHIM, TAPPET(1.400)	12	12	12		
	14910-KT7-013	SHIM, TAPPET(1.425)	12	12	12		
	14911-KT7-013	SHIM, TAPPET(1.450)	12	12	12		
	14912-KT7-013	SHIM, TAPPET(1.475)	12	12	12		
	14913-KT7-013	SHIM, TAPPET(1.500)	12	12	12		
	14914-KT7-013	SHIM, TAPPET(1.525)	12	12	12		
	14915-KT7-013	SHIM, TAPPET(1.550)	12	12	12		





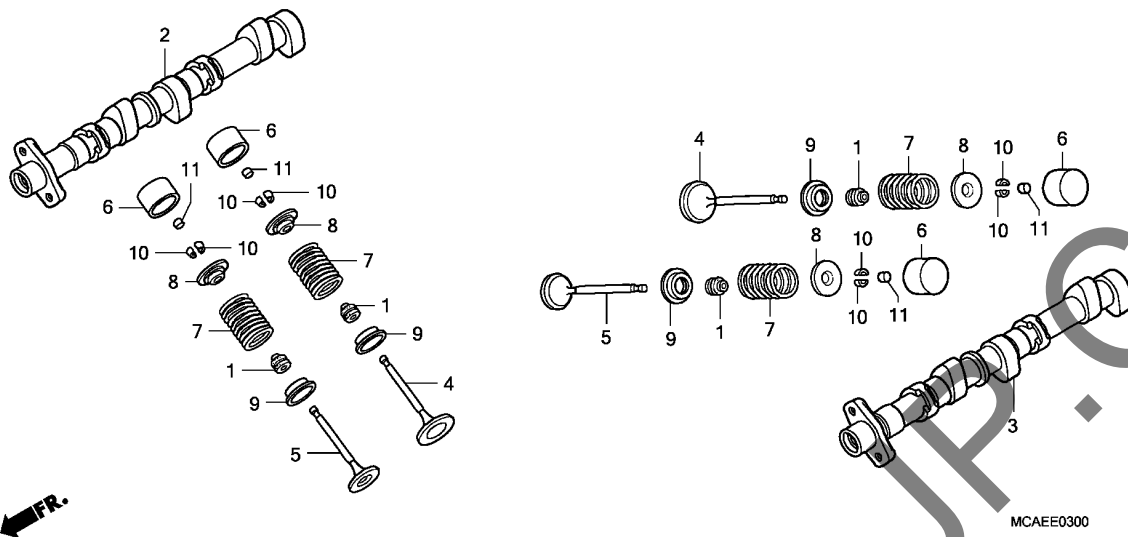
Ref. No.	L.O.N.	(Relative ref. Number) Description	F.R.T.
+ 5		.INCLUDES: Refacing	
	1111N9A	.Replace all exhaust valve add	0.4
	1111N9B	.Replace all intake and exhaust valve add	1.0
	1111P0	VALVE :FOR 1 VEHICLE	9.1
		.INCLUDES: Refacing (1,8,9,10)	
7	1111P8	INTAKE VALVE SPRING AND/OR STEM SEAL(ONE) :LEFT CYLINDER	5.7
	1111P8A	.Replace all intake spring add	0.2
	1111P9	EXHAUST VALVE SPRING AND/OR STEM SEAL(ONE) :LEFT CYLINDER	5.7
	1111P9A	.Replace all exhaust spring add	0.2
	1111P9B	.Replace all intake and exhaust spring add	0.5
	1111Q0	INTAKE VALVE SPRING AND/OR STEM SEAL(ONE) :RIGHT CYLINDER	5.7
	1111Q0A	.Replace all intake spring add	0.2
	1111Q1	EXHAUST VALVE SPRING AND/OR STEM SEAL(ONE) :RIGHT CYLINDER	5.7
	1111Q1A	.Replace all exhaust spring add	0.2
+			

Ref. No.	Part No.	Description	Reqd. QTY			Serial No.	Parts catalogue code
			9	GL1800 A	C		
11)	14916-KT7-013	SHIM, TAPPET(1.575)	12	12	12		
	14917-KT7-013	SHIM, TAPPET(1.600)	12	12	12		
	14918-KT7-013	SHIM, TAPPET(1.625)	12	12	12		
	14919-KT7-013	SHIM, TAPPET(1.650)	12	12	12		
	14920-KT7-013	SHIM, TAPPET(1.675)	12	12	12		
	14921-KT7-013	SHIM, TAPPET(1.700)	12	12	12		
	14922-KT7-013	SHIM, TAPPET(1.725)	12	12	12		
	14923-KT7-013	SHIM, TAPPET(1.750)	12	12	12		
	14924-KT7-013	SHIM, TAPPET(1.775)	12	12	12		
	14925-KT7-013	SHIM, TAPPET(1.800)	12	12	12		
	14926-KT7-013	SHIM, TAPPET(1.825)	12	12	12		
	14927-KT7-013	SHIM, TAPPET(1.850)	12	12	12		
	14928-KT7-013	SHIM, TAPPET(1.875)	12	12	12		
	14929-KT7-013	SHIM, TAPPET(1.900)	12	12	12		
	14930-KT7-013	SHIM, TAPPET(1.925)	12	12	12		
	14931-KT7-013	SHIM, TAPPET(1.950)	12	12	12		
	14932-KT7-013	SHIM, TAPPET(1.975)	12	12	12		
	14933-KT7-013	SHIM, TAPPET(2.000)	12	12	12		
	14934-KT7-013	SHIM, TAPPET(2.025)	12	12	12		
	14935-KT7-013	SHIM, TAPPET(2.050)	12	12	12		
	14936-KT7-013	SHIM, TAPPET(2.075)	12	12	12		
	14937-KT7-013	SHIM, TAPPET(2.100)	12	12	12		
	14938-KT7-013	SHIM, TAPPET(2.125)	12	12	12		
	14939-KT7-013	SHIM, TAPPET(2.150)	12	12	12		
	14940-KT7-013	SHIM, TAPPET(2.175)	12	12	12		
	14941-KT7-013	SHIM, TAPPET(2.200)	12	12	12		
	14942-KT7-013	SHIM, TAPPET(2.225)	12	12	12		
	14943-KT7-013	SHIM, TAPPET(2.250)	12	12	12		
	14944-KT7-013	SHIM, TAPPET(2.275)	12	12	12		

E-3

CAMSHAFT/VALVE

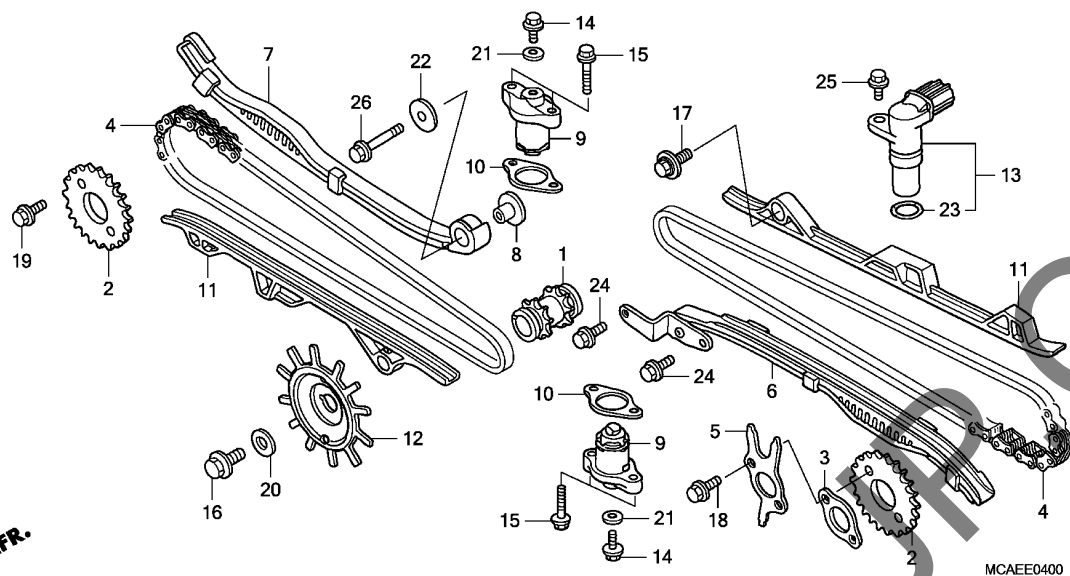
H 8



Ref. No.	L.O.N.	(Relative ref. Number) Description	F.R.T.
+ 7	1111Q1B	Replace all intake and exhaust spring add	0.5
	1111Q2	VALVE SPRING AND/OR STEM SEAL :FOR 1 VEHICLE	7.7

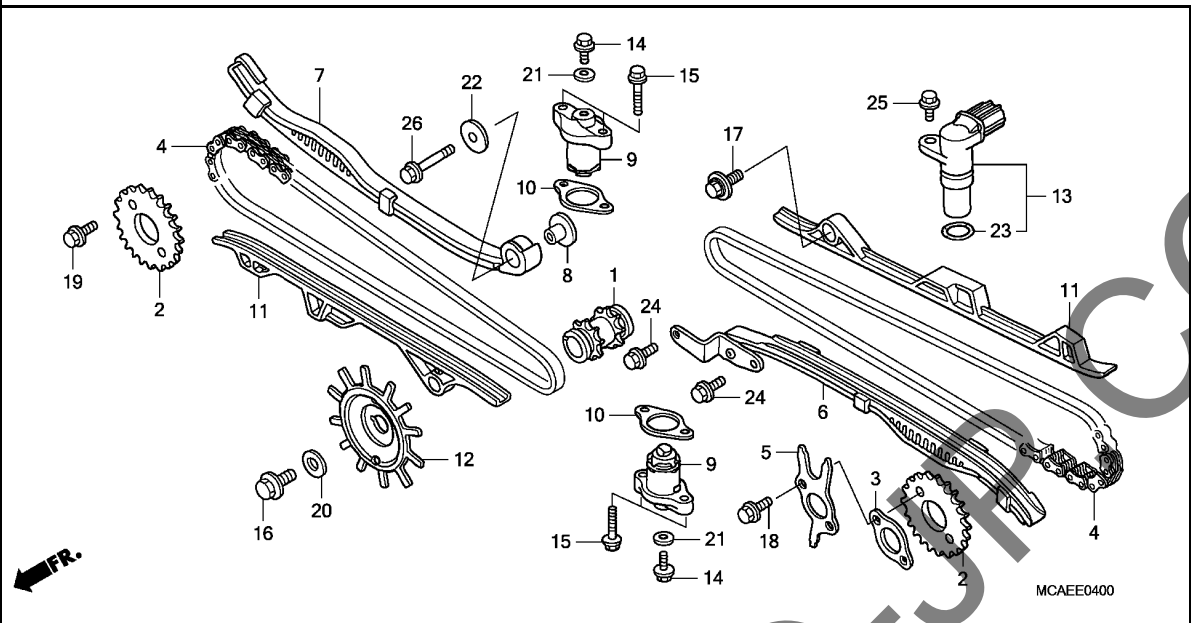
Ref. No.	Part No.	Description	Reqd. QTY			Serial No.	Parts catalogue code
			9	GL1800 A	C		
11)	14945-KT7-013	SHIM, TAPPET(2.300)	12	12	12		
	14946-KT7-013	SHIM, TAPPET(2.325)	12	12	12		
	14947-KT7-013	SHIM, TAPPET(2.350)	12	12	12		
	14948-KT7-013	SHIM, TAPPET(2.375)	12	12	12		
	14949-KT7-013	SHIM, TAPPET(2.400)	12	12	12		
	14950-KT7-013	SHIM, TAPPET(2.425)	12	12	12		
	14951-KT7-013	SHIM, TAPPET(2.450)	12	12	12		
	14952-KT7-013	SHIM, TAPPET(2.475)	12	12	12		
	14953-KT7-013	SHIM, TAPPET(2.500)	12	12	12		
	14954-KT7-013	SHIM, TAPPET(2.525)	12	12	12		
	14955-KT7-013	SHIM, TAPPET(2.550)	12	12	12		
	14956-KT7-013	SHIM, TAPPET(2.575)	12	12	12		
	14957-KT7-013	SHIM, TAPPET(2.600)	12	12	12		
	14958-KT7-013	SHIM, TAPPET(2.625)	12	12	12		
	14959-KT7-013	SHIM, TAPPET(2.650)	12	12	12		
	14960-KT7-013	SHIM, TAPPET(2.675)	12	12	12		
	14961-KT7-013	SHIM, TAPPET(2.700)	12	12	12		
	14962-KT7-013	SHIM, TAPPET(2.725)	12	12	12		
	14963-KT7-013	SHIM, TAPPET(2.750)	12	12	12		
	14964-KT7-013	SHIM, TAPPET(2.775)	12	12	12		
	14965-KT7-013	SHIM, TAPPET(2.800)	12	12	12		

2



Ref. No.	L.O.N.	(Relative ref. Number) Description	F.R.T.
1	1101C8	SPROCKET, TIMING	1.8
2	1111F3	SPROCKET, CAM :LEFT	1.4
	1111F4	SPROCKET, CAM :RIGHT	1.2
	1111F9	SPROCKET, CAM :FOR 1 VEHICLE ..	1.7
4	1101C9	CHAIN, CAM :LEFT	1.8
	1101D0	CHAIN, CAM :RIGHT	1.2
	1101D3	CHAIN, CAM :BOTH	1.8
5	1111I9	ROTOR, CAM PULSE	1.4
6	1111G5	TENSIONER, CAM CHAIN :LEFT ..	1.2
7	1111G6	TENSIONER, CAM CHAIN :RIGHT ..	1.1
	1111X8	TENSIONER, CAM CHAIN :BOTH ...	1.4
9	1111G7	LIFTER, TENSIONER :LEFT	0.5
	1111G7A	.Replace right tensioner lifter add	3.8
	1111G8	LIFTER, TENSIONER :RIGHT	4.2
	1111G8A	.Replace left tensioner lifter add	0.1
11	1111H5	GUIDE, CAM CHAIN :LEFT	1.4
	1111H6	GUIDE, CAM CHAIN :RIGHT	1.2
	1111H9	GUIDE, CAM CHAIN :BOTH	1.5
12	614111	ROTOR, PULSE	0.6
13	614117	GENERATOR, CAM PULSE	1.7
	614117E	.With navigation add	0.7
	6141D4	GENERATOR, CAM PULSE(A)	2.9
			.NOTE: '12- model

Ref. No.	Part No.	Description	Reqd. QTY			Serial No.	Parts catalogue code
			GL1800	A	C		
1	14312-MCA-780	SPROCKET, TIMING(17T)	1	1	1		
2	14321-MCA-780	SPROCKET, CAM(34T)	2	2	2		
3	14322-MCA-000	FLANGE, CAM SPROCKET	1	1	1		
4	14401-MAN-621	CHAIN, CAM(BORG WARNER)(118L)	2	2	2		
5	14405-MCA-000	ROTOR, CAM PULSE	1	1	1		
6	14500-MCA-000	TENSIONER PLATE COMP., CAM CHAIN	1	1	1		
7	14510-MCA-000	TENSIONER COMP., CAM CHAIN ..	1	1	1		
8	14516-MCA-000	COLLAR, TENSIONER PIVOT	1	1	1		
9	14520-MCA-013	LIFTER ASSY., TENSIONER	2	2	2		
10	14560-MY5-851	GASKET, TENSIONER LIFTER	2	2	2		
11	14620-MCA-A00	GUIDE, CAM CHAIN	2	2	-		
	14620-MCA-003	-	-	2		
12	30291-MCA-A00	ROTOR, PULSE	1	1	1		
13	36140-MCA-003	PULSER ASSY., CAM	1	1	-		
	36140-MCT-003	-	-	1		
14	90004-GHB-600	BOLT, FLANGE, 6X10(NSHF)	2	2	2		
15	90006-GHB-680	BOLT, FLANGE, 6X28(NSHF)	4	4	4		
16	90013-430-000	BOLT, SPECIAL, 10X25	1	1	1		
17	90021-MM5-000	BOLT-WASHER, 6X12	1	1	1		
18	90086-MCA-000	BOLT, FLANGE KNOCK, 7X22	2	2	2		
19	90086-MZ8-H00	BOLT, FLANGE SPECIAL, 7X13 ..	2	2	2		
20	90405-MCA-780	WASHER, 10.5X27	1	1	1		
21	90442-397-000	WASHER, SEALING, 6MM	2	2	2		
22	90487-MB0-000	WASHER, SHIFT DRUM STOPPER ..	1	1	1		



Ref. No.	Part No.	Description	Reqd. QTY			Serial No.	Parts catalogue code
			9	GL1800	A		

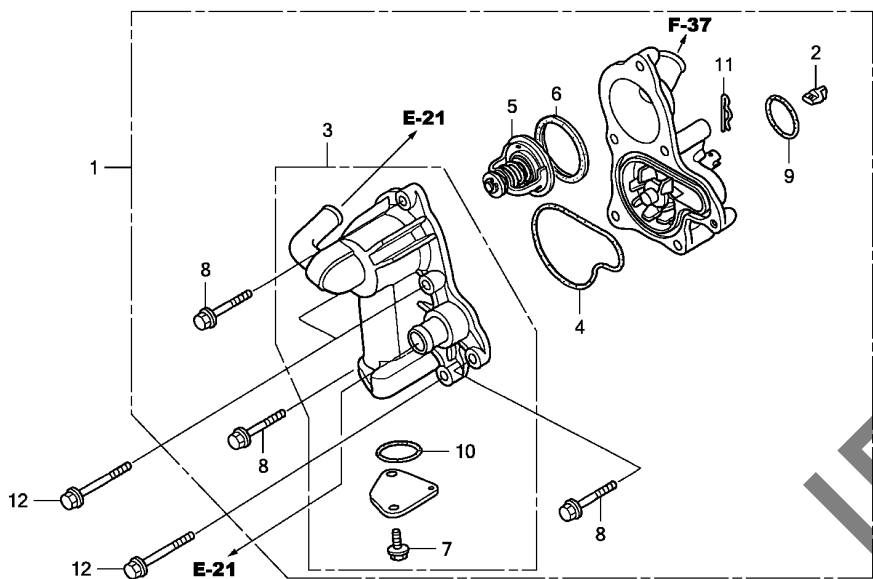
23	91309-PX4-003	O-RING, 16X2.1(NOK)	1	1	1		
24	95701-06016-08	BOLT, FLANGE, 6X16	2	2	-		
	95701-06016-00		-	-	2		
25	95701-06018-07	BOLT, FLANGE, 6X18	1	1	1		
26	95801-06028-08	BOLT, FLANGE, 6X28	1	1	-		
	95801-06028-00		-	-	1		

YUMBO.COM

E-5

WATER PUMP

H11



Ref. No.	L.O.N.	(Relative ref. Number) Description	F.R.T.
1	114103	PUMP ASSY., WATER	2.3
	114103F	.With airbag add	0.3
	1141M8	PUMP ASSY., WATER(A)	2.8
		.NOTE: '12- model	
3	1141B0	COVER, WATER PUMP	2.2
	1141B0D	.With airbag add	0.3
	1141M9	COVER, WATER PUMP(A)	2.7
		.NOTE: '12- model	
4	1141B1	GASKET, WATER PUMP COVER	2.2
	1141B1D	.With airbag add	0.3
	1141N0	GASKET, WATER PUMP COVER(A) ..	2.7
		.NOTE: '12- model	
5	114116	THERMOSTAT	2.3
	114116E	.With airbag add	0.3
	1141K2	THERMOSTAT(A)	2.8
		.NOTE: '12- model	

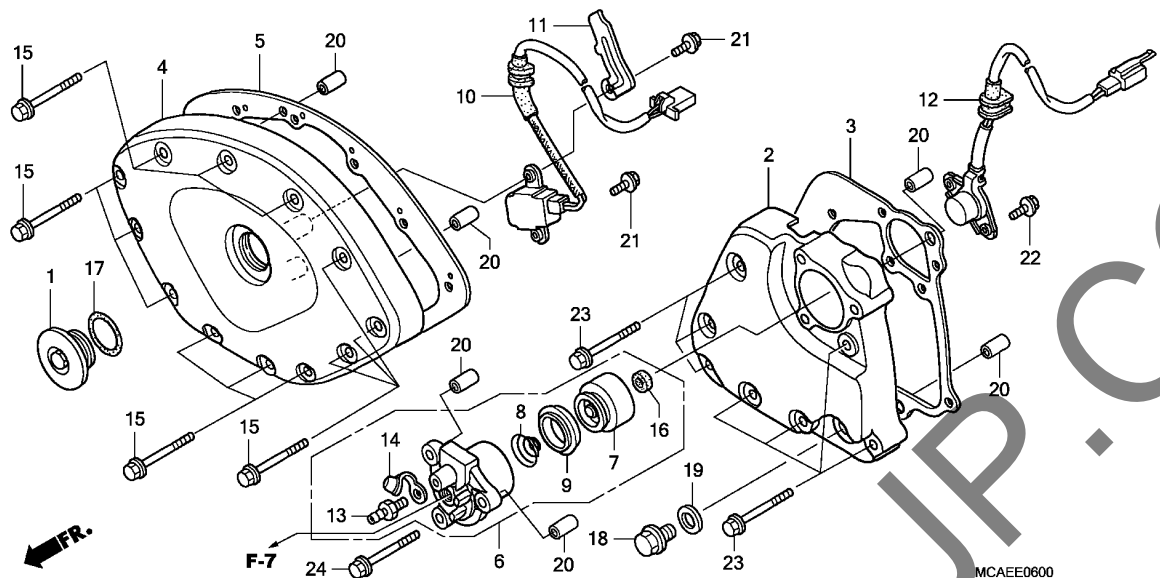
Ref. No.	Part No.	Description	Reqd. QTY			Serial No.	Parts catalogue code
			9	GL1800 A	C		
1	19200-MCA-A00	PUMP COMP., WATER	1	1	-		
	19200-MCA-A02	-	-	1		
2	19217-MCA-000	SHAFT, WATER PUMP JOINT	1	1	1		
3	19220-MCA-A00	COVER COMP., WATER PUMP	1	1	1		
	19220-MCA-A02	-	-	1		
4	19226-MCA-A00	GASKET, WATER PUMP COVER	1	1	1		
5	19300-P08-014	THERMOSTAT(NIPPON THERMOSTAT)	1	1	1		
6	19305-MCA-A00	RUBBER, THERMOSTAT	1	1	1		
7	90013-883-000	BOLT, FLANGE, 6X12(CT200)	2	2	2		
8	90121-MV9-670	BOLT, FLANGE, 6X25	3	3	3		
9	91302-MB0-013	O-RING, 32.95X2.62(ARAI)	1	1	1		
10	91304-MCA-A00	O-RING, 31.5X2.0	1	1	-		
	91304-MCA-A02	O RING, 31.5X2.0	-	-	1		
11	94251-12000	PIN, LOCK, 12MM	1	1	1		
12	95701-06065-08	BOLT, FLANGE, 6X65	3	3	-		
	95701-06065-00	-	-	3		

2

E-6

FRONT COVER/TRANSMISSIONCOVER

H12



Ref. No.	L.O.N.	(Relative ref. Number) Description	F.R.T.
2	2101A0	COVER, TRANSMISSION	0.8
3	2101A1	GASKET, TRANSMISSION COVER ...	0.7
4	1101A7	COVER, CRANKCASE :FRONT	0.7
5	1101A4	GASKET, CRANKCASE COVER :FRONT	0.6
6	212115	CYLINDER, CLUTCH SLAVE	0.7
		.INCLUDES: Air bleeding (8,9)	
7	2121B1	PISTON, SLAVE CYLINDER	0.9
		.INCLUDES: Air bleeding	
10	614110	GENERATOR, IGNITION PULSE	1.9
	614110E	.With airbag add	0.7
	6141D3	GENERATOR, IGNITION PULSE(A) -	2.7
		.NOTE: '12- model	
	6141D3A	.With airbag add	0.1
12	615126	SWITCH, GEAR POSITION	2.0
	615126B	.With airbag add	0.7
	6151J0	SWITCH, GEAR POSITION(A)	2.8
		.NOTE: '12- model	
	6151J0A	.With airbag add	0.1

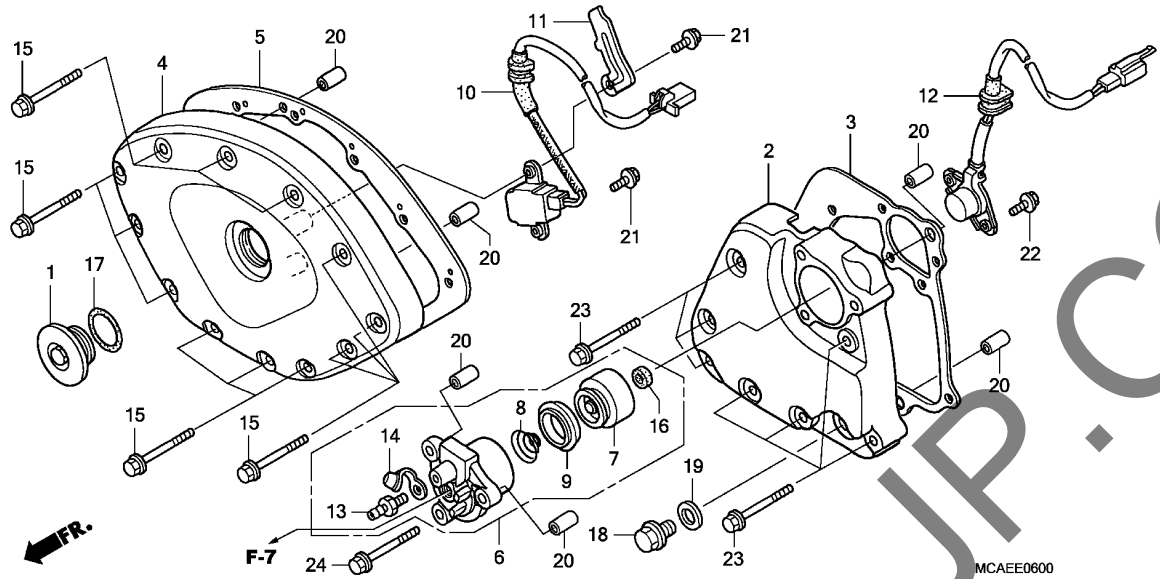
Ref. No.	Part No.	Description	Reqd. QTY			Serial No.	Parts catalogue code
			GL1800	A	C		
1	11332-ML7-670	CAP, 45MM	1	1	1		
2	11361-MCA-A60	COVER, TRANSMISSION	1	1	1		
	11361-MCA-S40	-	-	1		
3	11391-MCA-000	GASKET, TRANSMISSION COVER ..	1	1	1		
4	11511-MCA-000	COVER, FR.	1	1	1		
5	11524-MCA-000	GASKET, FR. COVER	1	1	1		
6	22860-MCA-000	CYLINDER ASSY., CLUTCH SLAVE	1	1	1		
7	22863-MJ8-003	PISTON, SLAVE CYLINDER	1	1	1		
8	22864-MB0-003	SPRING, SLAVE CYLINDER	1	1	1		
9	22865-MJ8-003	CUP, SLAVE CYLINDER	1	1	1		
10	30300-MCA-003	GENERATOR ASSY., PULSE	1	1	1		
11	32906-MCA-A00	CLIP, PULSER CORD	1	1	1		
12	35759-MCA-003	SWITCH ASSY., CHANGE	1	1	1		
13	43352-MBB-006	SCREW, BLEEDER	1	1	1		
14	43353-461-771	CAP, BLEEDER	1	1	1		
15	90006-GHB-680	BOLT, FLANGE, 6X28(NSHF)	12	12	12		
16	91209-MB0-003	OIL SEAL, 8X18X5	1	1	1		
17	91301-ML7-003	O-RING, 48.1X3.6(ARAI)	1	1	1		
18	92800-14000	BOLT, DRAIN PLUG, 14MM	1	1	1		
19	94109-14000	WASHER, DRAIN PLUG, 14MM	1	1	1		
20	94301-08140	DOWEL PIN, 8X14	6	6	6		
21	95701-06014-08	BOLT, FLANGE, 6X14	2	2	-		
	95701-06014-00	-	-	2		
22	95701-06016-08	BOLT, FLANGE, 6X16	2	2	-		
	95701-06016-00	-	-	2		

2

E-6

FRONT COVER/TRANSMISSIONCOVER

H13

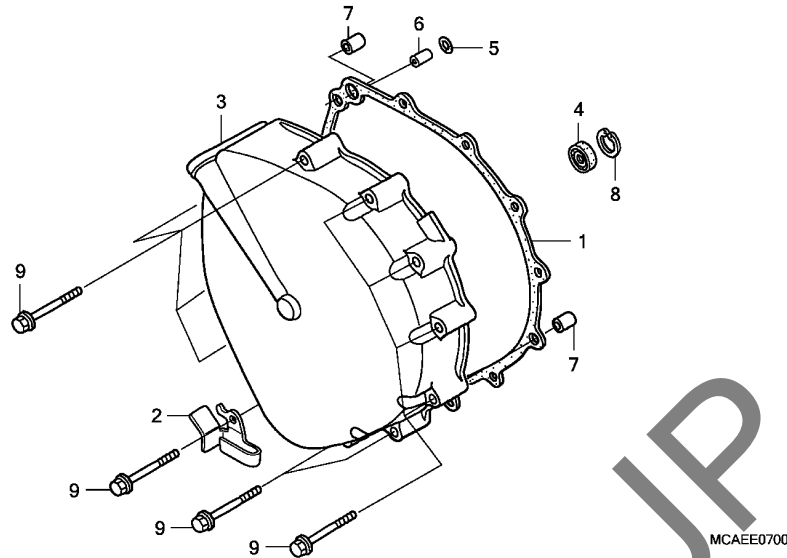


Ref. No.	Part No.	Description	Reqd. QTY			Serial No.	Parts catalogue code
			9	GL1800 A	C		

23	95701-06035-00	BOLT, FLANGE, 6X35	7	7	7		
24	95701-06045-08	BOLT, FLANGE, 6X45	3	3	-		
	95701-06045-00	-	-	3		

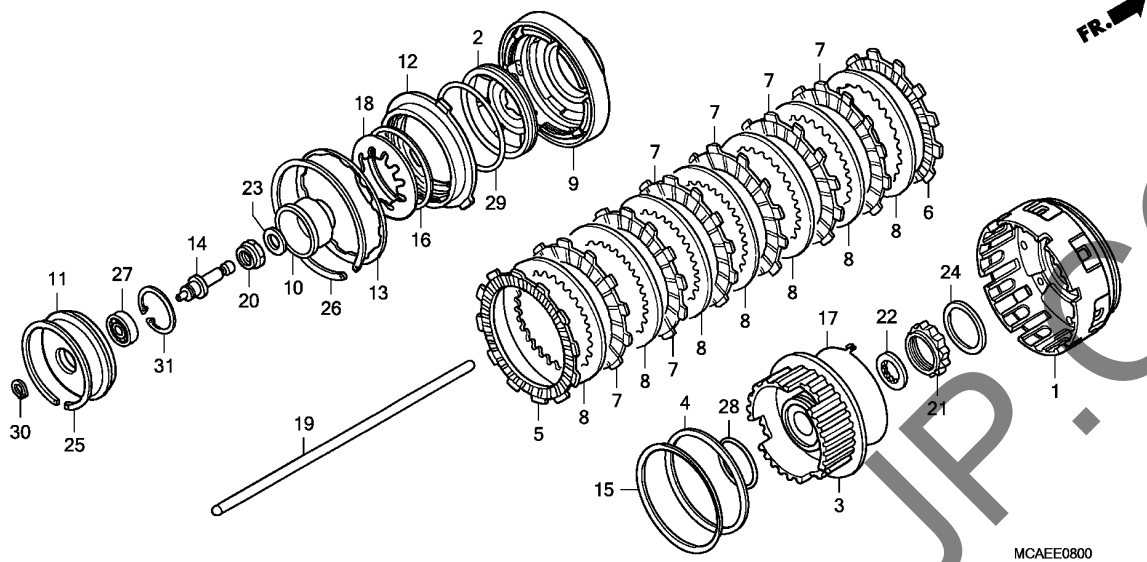
2

YUMBO.COM



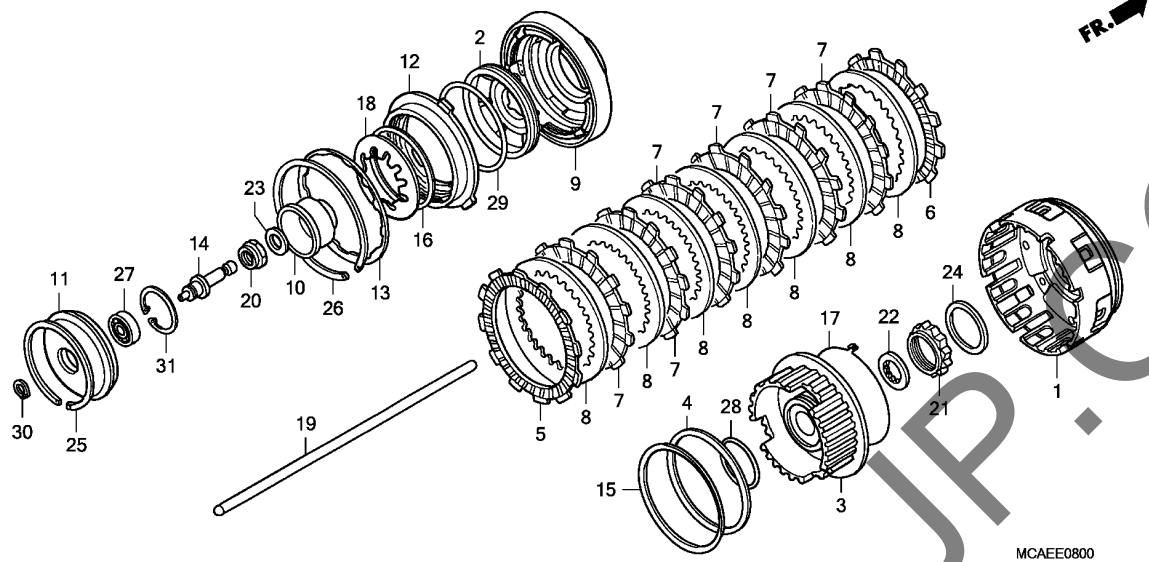
Ref. No.	L.O.N.	(Relative ref. Number) Description	F.R.T.
1	212122	GASKET, CLUTCH COVER	2.5
	212122A	.With airbag add	0.3
	2121P4	GASKET, CLUTCH COVER(A)	3.0
		.NOTE: '12- model	
3	212121	COVER, CLUTCH	2.6
	212121A	.With airbag add	0.3
	2121P2	COVER, CLUTCH(A)	3.1
		.NOTE: '12- model	

Ref. No.	Part No.	Description	Reqd. QTY			Serial No.	Parts catalogue code
			9	GL1800 A	C		
1	11351-MCA-000	GASKET, CLUTCH COVER	1	1	1		
2	11354-MCA-A60	CLAMP, TUBE	1	1	1		
3	11370-MCA-A60	COVER COMP., CLUTCH	1	1	1		
	11370-MCA-S41	-	-	-		
4	91220-MG8-003	OIL SEAL, 7X18X5 (ARAI)	1	1	1		
5	91308-MB0-003	O-RING, 5.7X2.2 (ARAI)	1	1	1		
6	94301-06100	DOWEL PIN, 6X10	1	1	1		
7	94301-08140	DOWEL PIN, 8X14	2	2	2		
8	94520-18000	CIRCLIP, INTERNAL, 18MM	1	1	1		
9	95701-06038-08	BOLT, FLANGE, 6X38	11	11	-		
	95701-06038-00	-	-	11		



Ref. No.	L.O.N.	(Relative ref. Number) Description	F.R.T.
1	2121A0	OUTER, CLUTCHINCLUDES: Engine removal and installation	8.0
3	212112	CENTER, CLUTCH	3.0
	212112J	.With airbag add	0.3
	2121F8	CENTER, CLUTCH(A)	3.5
		.NOTE: '12- model (4,6,7,8,15,28)	
5	2121A1	DISC, CLUTCH FRICTION	3.0
		.NOTE: Same time for two units or more	
	2121A1H	.With airbag add	0.3
	2121F9	DISC, CLUTCH FRICTION(A)	3.5
		.NOTE: Same time for two units or more	
		.NOTE: '12- model (2,12,13,26,29)	
9	2121A3	PLATE, CLUTCH PRESSURE	2.8
	2121A3G	.With airbag add	0.3
	2121P1	PLATE, CLUTCH PRESSURE(A)	3.3
		.NOTE: '12- model	
11	2121A4	PLATE, CLUTCH LIFTER	2.7
	2121A4F	.With airbag add	0.3
	2121N1	PLATE, CLUTCH LIFTER(A)	3.2
		.NOTE: '12- model	

Ref. No.	Part No.	Description	Reqd. QTY			Serial No.	Parts catalogue code
			9	GL1800 A	C		
1	22100-MCA-780	OUTER COMP., CLUTCH	1	1	1		
2	22111-MCA-000	PISTON, CLUTCH	1	1	1		
3	22120-MCA-000	CENTER, CLUTCH	1	1	1		
4	22125-MCA-000	SEAT, JUDDER SPRING	1	1	1		
5	22201-MCA-000	DISK, CLUTCH FRICTION	1	1	1		
6	22202-MAT-000	DISK B, CLUTCH FRICTION	1	1	1		
7	22203-MCA-000	DISK A, CLUTCH FRICTION	6	6	6		
8	22321-MAT-000	PLATE, CLUTCH	7	7	7		
9	22351-MCA-000	PLATE, CLUTCH PRESSURE	1	1	1		
10	22352-MCA-000	GUIDE, SPRING	1	1	1		
11	22353-MCA-000	PLATE, CLUTCH LIFTER	1	1	1		
12	22354-MCA-000	LIFTER B, CLUTCH	1	1	1		
13	22355-MCA-000	SPRING, CLUTCH LIFTER	1	1	1		
14	22366-MCA-000	PIECE, CLUTCH JOINT	1	1	1		
15	22402-MAT-000	SPRING, JUDDER	1	1	1		
16	22425-MCA-000	SEAT, CLUTCH SPRING	1	1	1		
17	22431-MAT-000	CLIP, CLUTCH CENTER	1	1	1		
18	22441-MCA-000	SPRING, CLUTCH	1	1	1		
19	22851-MCA-000	ROD, CLUTCH LIFTER	1	1	1		
20	90206-MZ0-000	NUT, HEX., 22MM	1	1	1		
21	90245-MN5-000	NUT, LOCK, 40MM	1	1	1		
22	90403-MN5-000	WASHER, SPLINE, 25MM	1	1	1		
23	90407-MJ0-000	WASHER, 22X33	1	1	1		
24	90491-MN5-000	WASHER, SPRING, 40MM	1	1	1		
25	90601-MG8-000	CIRCLIP, INTERNAL, 95MM	1	1	1		

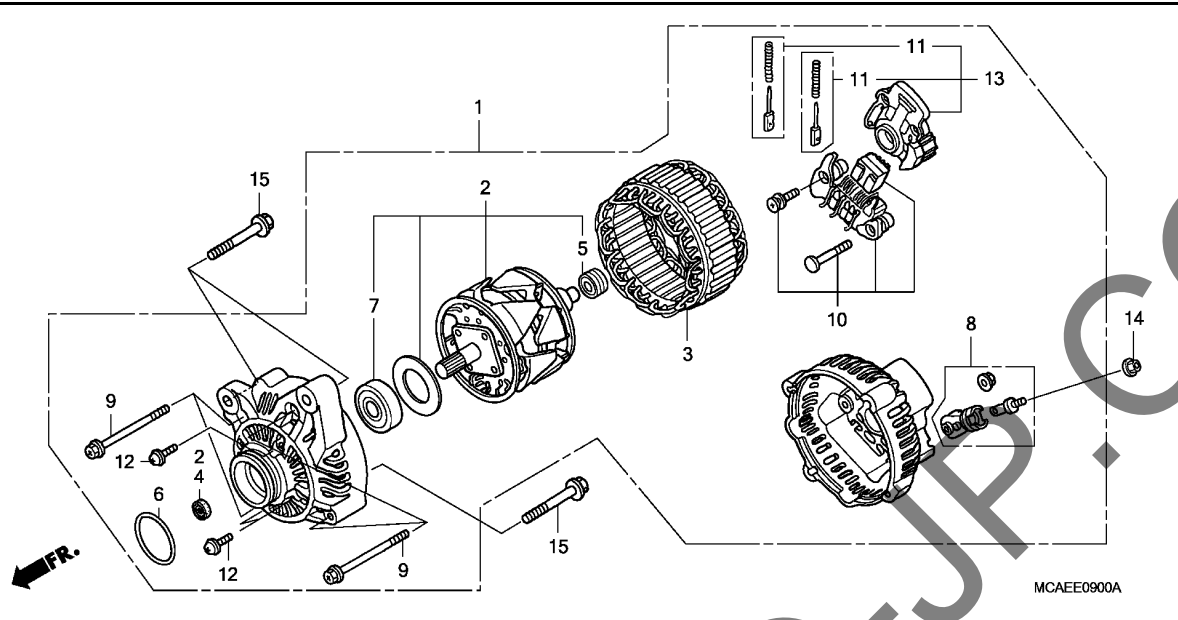


MCAEE0800

Ref. No.	L.O.N.	(Relative ref. Number) Description	F.R.T.
14	2121A5	PIECE, CLUTCH JOINT	2.6
	2121A5C	.With airbag add	0.3
	2121P3	PIECE, CLUTCH JOINT(A)	3.1
		.NOTE: '12- model (10, 16)	
18	212107	SPRING, CLUTCH	2.8
	212107H	.With airbag add	0.3
	2121N0	SPRING, CLUTCH(A)	3.3
		.NOTE: '12- model	
19	2121B6	ROD, CLUTCH LIFTER	0.5
27	2121B4	BEARING, CLUTCH LIFTER	2.7
	2121B4G	.With airbag add	0.3
	2121N6	BEARING, CLUTCH LIFTER(A)	3.2
		.NOTE: '12- model	

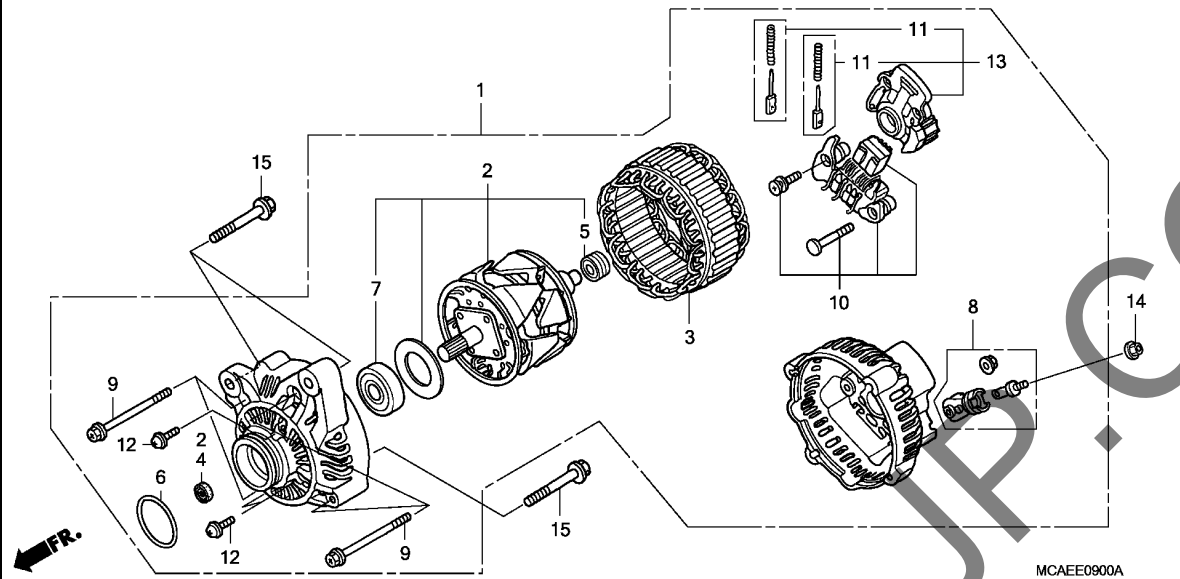
Ref. No.	Part No.	Description	Reqd. QTY			Serial No.	Parts catalogue code
			9	GL1800 A	C		
26	90602-MG8-000	RING, SETTING, 123MM	1	1	1		
27	91008-362-000	BEARING, RADIAL BALL, 16003	1	1	1		
28	91301-MG8-003	O-RING, 51.6X2.3(ARAI)	1	1	1		
29	91302-MG8-003	O-RING, 93.3X2.3(ARAI)	1	1	1		
30	94510-17000	CIRCLIP, EXTERNAL, 17MM	1	1	1		
31	94520-35100	CIRCLIP, INTERNAL, 35MM	1	1	1		





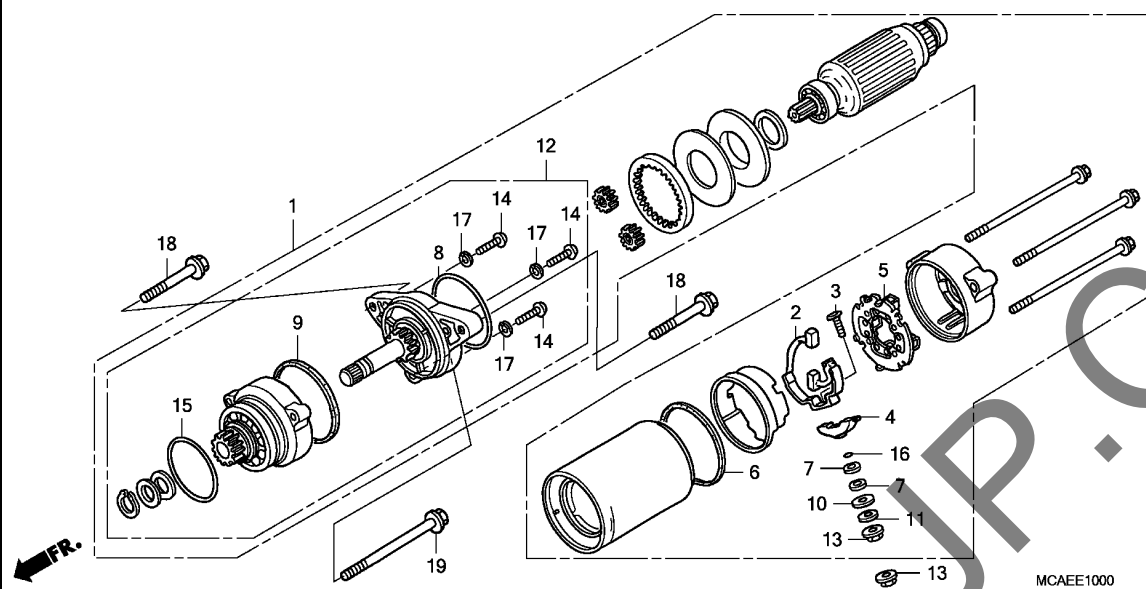
Ref. No.	L.O.N.	(Relative ref. Number) Description	F.R.T.
1	613101	ALTERNATOR	1.5
	613101A	.With airbag add	0.3
	6131D1	ALTERNATOR(A)	2.0
		.NOTE: '12- model	
2	6131C2	ROTOR, ALTERNATOR	1.7
	6131C2A	.With airbag add	0.3
	6131D4	ROTOR, ALTERNATOR(A)	2.2
		.NOTE: '12- model	
3	6131A3	STATOR	1.8
	6131A3G	.With airbag add	0.3
	6131C7	STATOR(A)	2.3
		.NOTE: '12- model	
6	6131A1	O-RING, ALTERNATOR	1.4
	6131A1A	.With airbag add	0.3
	6131D2	O-RING, ALTERNATOR(A)	1.9
		.NOTE: '12- model	
8	6131B0	TERMINAL, BRUSH(ALTERNATOR) ..	1.5
	6131B0A	.With airbag add	0.3
	6131D3	TERMINAL, BRUSH(ALTERNATOR) (A)	2.0
		.NOTE: '12- model	
10	6131B2	RECTIFIER, REGULATE	1.8
	6131B2B	.With airbag add	0.3
	6131B8	RECTIFIER, REGULATE(A)	2.3
		.NOTE: '12- model	

Ref. No.	Part No.	Description	Reqd. QTY			Serial No.	Parts catalogue code
			9	GL1800 A	C		
1	31100-MCA-A61	GENERATOR ASSY., FLYWHEEL TYPE	1	1	-		
	31100-MCA-S41	-	-	1		
2	31101-MCA-A61	ROTOR SET	1	1	1		
	31101-MCA-S41	-	-	1		
3	31102-MCA-A61	STATOR	1	1	1		
4	31111-MCA-003	SEAL SET	1	1	1		
5	31111-P08-J02	BEARING, RR. GENERATOR	1	1	1		
6	31112-MCA-003	O-RING	1	1	1		
7	31114-MCA-003	BEARING, FR.	1	1	1		
8	31123-MCA-003	TERMINAL SET	1	1	1		
9	31125-P08-J02	BOLT, FLANGE	4	4	4		
10	31127-MCA-A61	RECTIFIER ASSY.	1	1	1		
11	31140-P64-902	BRUSH SET	2	2	2		
12	31146-PEO-004	SCREW	4	4	4		
13	31150-MCA-A61	REGULATOR SET	1	1	-		
	31150-MCA-S40	-	-	1		
14	94050-06080	NUT, FLANGE, 6MM	1	1	1		
15	95701-08038-08	BOLT, FLANGE, 8X38	3	3	-		
	95701-08038-00	-	-	3		



Ref. No.	L.O.N.	(Relative ref. Number) Description	F.R.T.
11	6131C4	BRUSH, ALTERNATOR	1.7
		.NOTE: Same time for two units	
	6131C4A	.With airbag add	0.3
	6131D5	BRUSH, ALTERNATOR(A)	2.2
		.NOTE: Same time for two units	
		.NOTE: '12- model	
13	6131B1	REGULATOR, ALTERNATOR	1.8
	6131B1A	.With airbag add	0.3
	6131C5	REGULATOR, ALTERNATOR(A)	2.3
		.NOTE: '12- model	

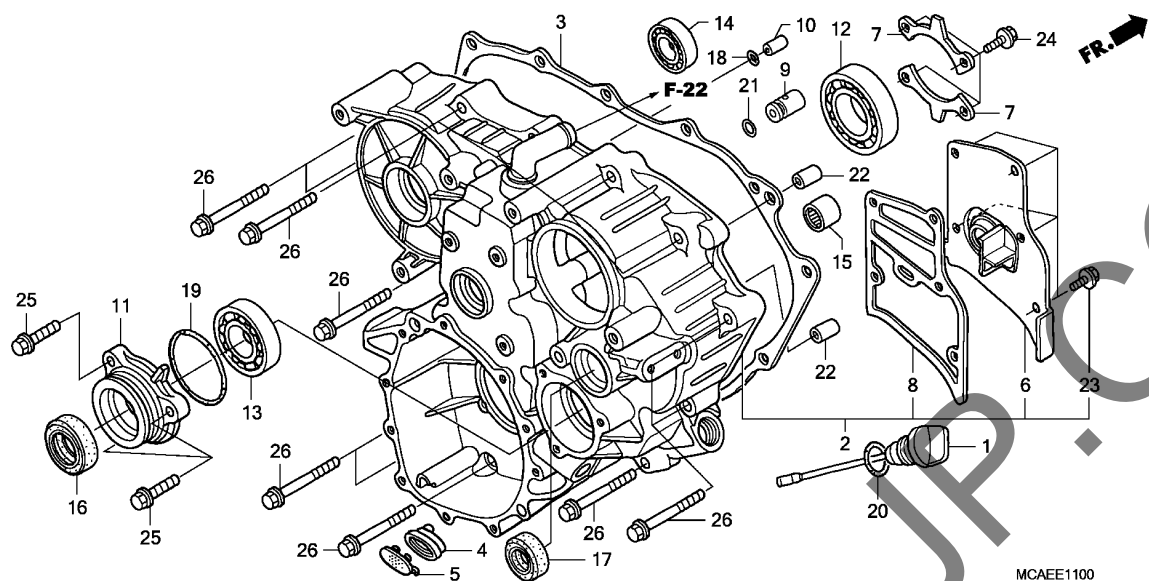
YUMBO



Ref. No.	L.O.N.	(Relative ref. Number) Description	F.R.T.
1	612105	MOTOR, STARTING	1.6
	612105E	.With airbag add	0.3
	6121D0	MOTOR, STARTING(A)	2.1
		.NOTE: '12- model	
2	6121A4	TERMINAL, BRUSH(STARTER)	1.9
	6121A4E	.With airbag add	0.3
	6121D2	TERMINAL, BRUSH(STARTER) (A)	2.4
		.NOTE: '12- model	
5	6121A5	HOLDER, BRUSH(STARTER)	1.9
	6121A5E	.With airbag add	0.3
	6121D5	HOLDER, BRUSH(STARTER) (A)	2.4
		.NOTE: '12- model	
12	6121A6	PINION, STARTER	1.7
	6121A6A	.With airbag add	0.3
	6121D8	PINION, STARTER(A)	2.2
		.NOTE: '12- model	

Ref. No.	Part No.	Description	Reqd. QTY			Serial No.	Parts catalogue code
			9	GL1800 A	C		
1	31200-MCA-A61	MOTOR ASSY., STARTER(MITSUBA)	1	1	1		
2	31201-MT8-008	BRUSH SET, TERMINAL	1	1	1		
3	31204-MN5-008	BOLT, TERMINAL	1	1	1		
4	31206-MN5-008	INSULATOR, TERMINAL	1	1	1		
5	31206-MR6-008	HOLDER SET, BRUSH	1	1	1		
6	31207-KS5-901	RING	1	1	1		
7	31207-MN5-008	WASHER, INSULATOR	2	2	2		
8	31207-179-711	RING, SEAL	1	1	1		
9	31208-MG9-004	RING	1	1	1		
10	31208-MN5-008	WASHER, INSULATOR	1	1	1		
11	31209-MN5-008	WASHER, 6MM	1	1	1		
12	31210-MZ0-008	GEAR ASSY.	1	1	1		
13	90071-MB0-000	NUT-WASHER, 6MM	2	2	2		
14	91001-MN5-008	BOLT, 5X39	3	3	3		
15	91309-MN5-008	O-RING, 59.6X2.4	1	1	1		
16	91320-MB0-000	O-RING	1	1	1		
17	94111-05000	WASHER, SPRING, 5MM	3	3	3		
18	95701-08038-08	BOLT, FLANGE, 8X38	2	2	-		
	95701-08038-00		-	-	2		
19	95701-08060-08	BOLT, FLANGE, 8X60	1	1	-		
	95701-08060-00		-	-	1		

2

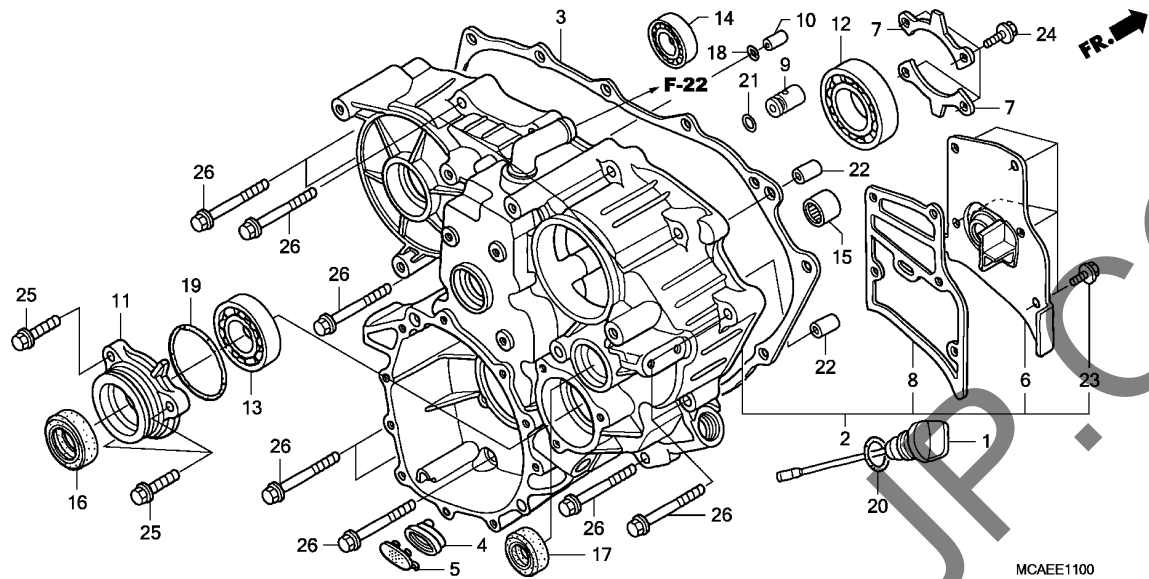


MCAEE1100

Ref. No.	L.O.N.	(Relative ref. Number) Description	F.R.T.
2	2131A0	CASE, REAR DIFFERENTIALINCLUDES: Engine removal and installation	8.9
3	1101D5	GASKET, REAR CASEINCLUDES: Engine removal and installation	8.3
4	113115	BODY, SCAVENGE OIL PUMP STRAINER (5)	2.5
	113115A	.With airbag add	0.3
	1131H2	BODY, SCAVENGE OIL PUMP STRAINER(A)NOTE: '12- model (16,19)	3.0
11	2101A8	HOLDER, FINAL SHAFT BEARING ..	2.5
	2101A8A	.With stereo amplifier add ...	0.1
	2101A8C	.With airbag add	0.3
	2101P0	HOLDER, FINAL SHAFT BEARING(A)NOTE: '12- model (16,19)	3.1
12	2111C6	BEARING, PRIMARY DRIVEN GEAR . .INCLUDES: Engine removal and installation	8.5
13	7101C5	BEARING, FINAL SHAFT HOLDER .. .INCLUDES: Engine removal and installation	8.5

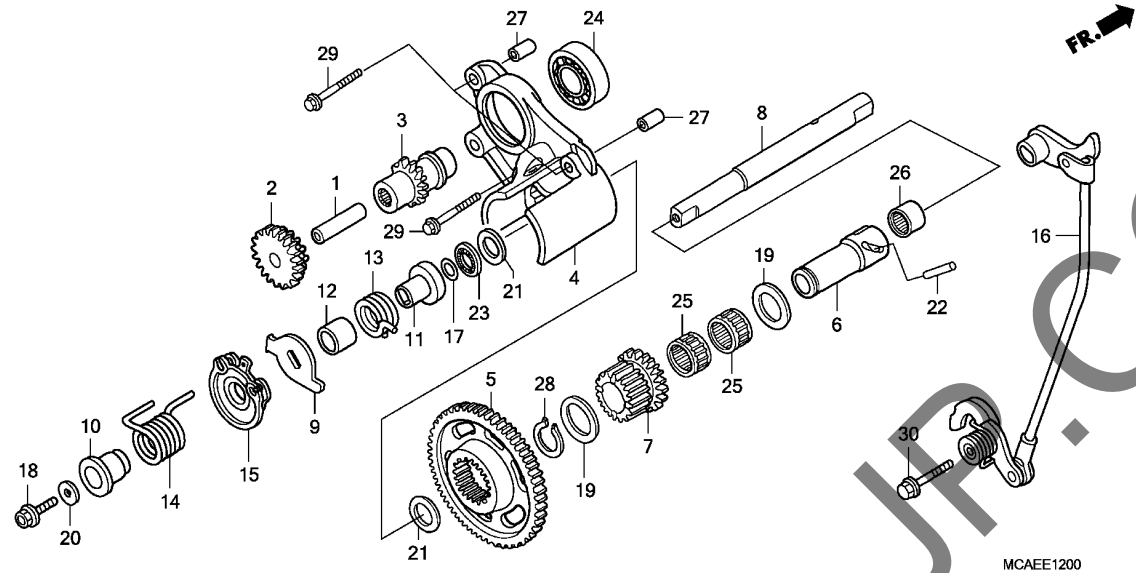
Ref. No.	Part No.	Description	Reqd. QTY			Serial No.	Parts catalogue code
			9	GL1800 A	C		
1	15650-MCA-010	GAUGE, OIL LEVEL	1	1	1		
2	21100-MCA-A20	CASE ASSY., RR. DIFFERENTIAL	1	1	1		
	21100-MCA-S40	1	1	1		
3	21112-MCA-000	GASKET, RR. CASE	1	1	1		
4	21116-MCA-780	BODY, SCAVENGE OIL PUMP STRAINER	1	1	1		
5	21117-MCA-780	CAP, SCAVENGE OIL PUMP STRAINER	1	1	1		
6	21120-MEC-000	PLATE COMP., BREATHER	1	1	1		
7	21122-MN5-000	PLATE, PRIMARY BEARING SETTING	2	2	2		
8	21125-MEC-003	GASKET, BREATHER PLATE	1	1	1		
9	22360-MEC-000	VALVE ASSY., CLUTCH REGULATOR	1	1	1		
10	22465-MCA-000	ORIFICE, CLUTCH CONTROL	1	1	1		
11	23751-MN5-000	HOLDER, FINAL SHAFT BEARING .	1	1	1		
12	91002-MN5-003	BEARING, RADIAL BALL, 6010 (NTN)	1	1	1		
13	91011-MN5-003	BEARING, RADIAL BALL, 6206 (TOYO)	1	1	1		
14	91015-MCA-003	BEARING, RADIAL BALL, 6905 ..	1	1	1		
15	91024-GJ5-003	BEARING, NEEDLE, 12X16X10 ...	1	1	1		
16	91204-MN5-005	OIL SEAL, 28X48X9(NOK)	1	1	1		
17	91208-MN5-003	OIL SEAL, 27X34X5	1	1	1		
18	91304-MC7-003	O-RING B, 6.8X2.5(ARAI)	1	1	1		
19	91304-MN5-003	O-RING, 63X3(ARAI)	1	1	1		
20	91307-035-000	O-RING, 18X3	1	1	1		





Ref. No.	L.O.N.	(Relative ref. Number) Description	F.R.T.
14	2101H2	BEARING, ALTERNATOR DRIVEN GEAR :REARINCLUDES: Engine removal and installation	8.5
15	2101K8	BEARING, REVERSE SHIFTER SHAFTINCLUDES: Engine removal and installation	8.7
17	2101H4	OIL SEAL, REVERSE SHIFTER SHAFTINCLUDES: Engine removal and installation	8.5

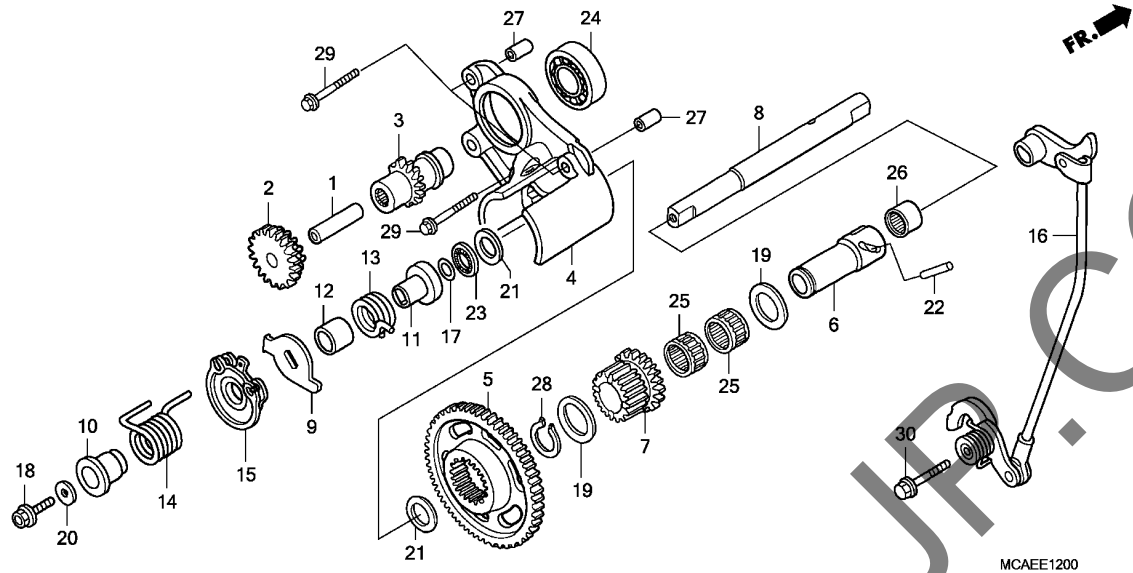
Ref. No.	Part No.	Description	Reqd. QTY			Serial No.	Parts catalogue code
			9	GL1800 A	C		
21	91313-MB0-003	O-RING, 14.7X2.2(ARAI)	1	1	1		
22	94301-10160	DOWEL PIN, 10X16	2	2	2		
23	95701-06012-08	BOLT, FLANGE, 6X12	5	5	-		
	95701-06012-00	-	-	5		
24	95701-06016-08	BOLT, FLANGE, 6X16	4	4	-		
	95701-06016-00	-	-	4		
25	95701-08028-08	BOLT, FLANGE, 8X28	3	3	-		
	95701-08028-00	-	-	3		
26	95701-08045-08	BOLT, FLANGE, 8X45	16	16	-		
	95701-08045-00	-	-	16		



Ref. No.	L.O.N.	(Relative ref. Number) Description	F.R.T.
2		(1) GEAR, STARTER REDUCTIONINCLUDES: Engine removal and installation	8.4
3	6121A3	GEAR, STARTER DRIVEINCLUDES: Engine removal and installation	8.5
4	612145	HOLDER, STARTER DRIVE GEARINCLUDES: Engine removal and installation	8.5
5	2101A7	GEAR, REVERSE IDLEINCLUDES: Engine removal and installation	8.4
6	2101B6	SHIFTER, REVERSEINCLUDES: Engine removal and installation	8.4
7	2101B7	GEAR, REVERSE SHIFTINCLUDES: Engine removal and installation	8.4
8	210185	SHAFT, REVERSE SHIFTERINCLUDES: Engine removal and installation	8.4
16	210197	ARM, REVERSE SHIFT DRUM LOCK - .INCLUDES: Engine removal and installation	8.6

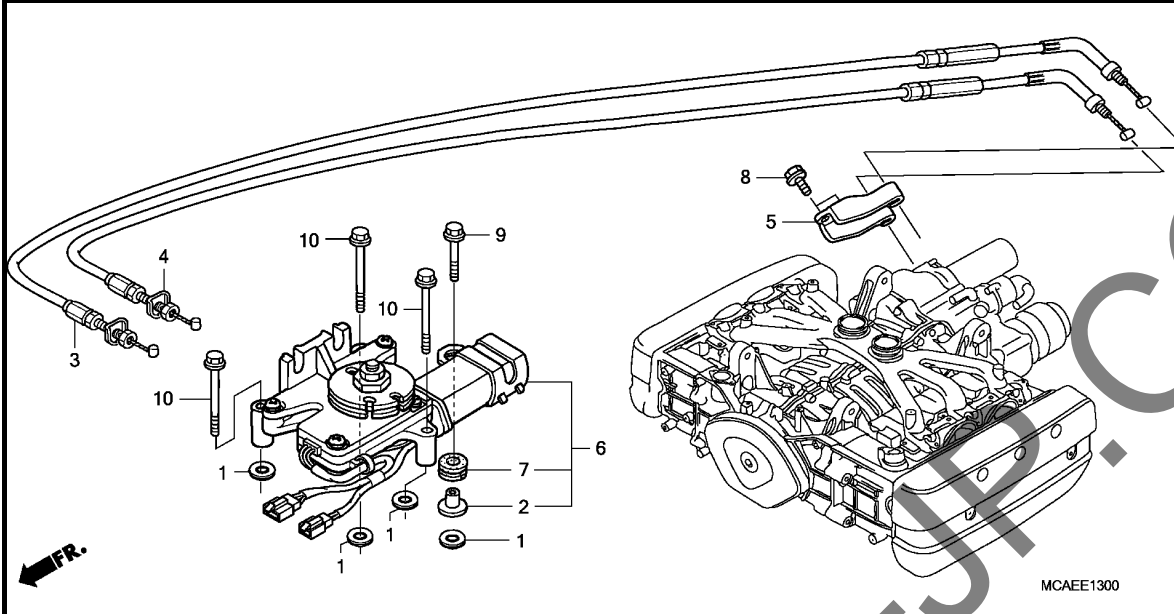
Ref. No.	Part No.	Description	Reqd. QTY			Serial No.	Parts catalogue code
			9	GL1800 A	C		
1	13111-892-000	PIN, PISTON	1	1	1		
2	28106-MCA-000	GEAR COMP., STARTER REDUCTION (17/18T)	1	1	1		
3	28141-MCA-000	GEAR, STARTER DRIVE(11T)	1	1	1		
4	28150-MCA-000	HOLDER COMP., STARTER DRIVE GEAR	1	1	1		
5	28162-MN5-000	GEAR, REVERSE IDLE(46T)	1	1	1		
6	28165-MN5-000	SHIFTER, REVERSE	1	1	1		
7	28171-MN5-000	GEAR, REVERSE SHIFT(18T)	1	1	1		
8	28211-MN5-000	SHAFT, REVERSE SHIFTER	1	1	1		
9	28215-MCA-000	PLATE, LOST MOTION	1	1	1		
10	28218-MCA-000	COLLAR, LOST MOTION SPRING ..	1	1	1		
11	28219-MN5-010	COLLAR, REVERSE LEVER SPRING	1	1	1		
12	28221-MN5-000	BUSH, REVERSE SPRING	1	1	1		
13	28224-MCA-000	SPRING, REVERSE LEVER	1	1	1		
14	28226-MCA-000	SPRING, LOST MOTION	1	1	1		
15	28241-MCA-A00	DRUM A	1	1	1		
16	28250-MCA-000	ARM COMP., SHIFT DRUM LOCK ..	1	1	1		
17	51996-SA5-800	O-RING B	1	1	1		
18	90014-MN5-000	BOLT, FLANGE, 6X20	1	1	1		
19	90409-ML4-610	WASHER B, THRUST(30X1.7)	2	2	2		
20	90485-VM0-000	WASHER, 6MM	1	1	1		
21	90492-MN5-000	WASHER, 12.2X23X1.6	2	2	2		
22	90702-MN5-000	ROLLER, 5X25	1	1	1		





Ref. No.	L.O.N.	(Relative ref. Number) Description	F.R.T.
24	6121B1	BEARING, STARTER DRIVE GEAR .. -INCLUDES: Engine removal and installation	8.5

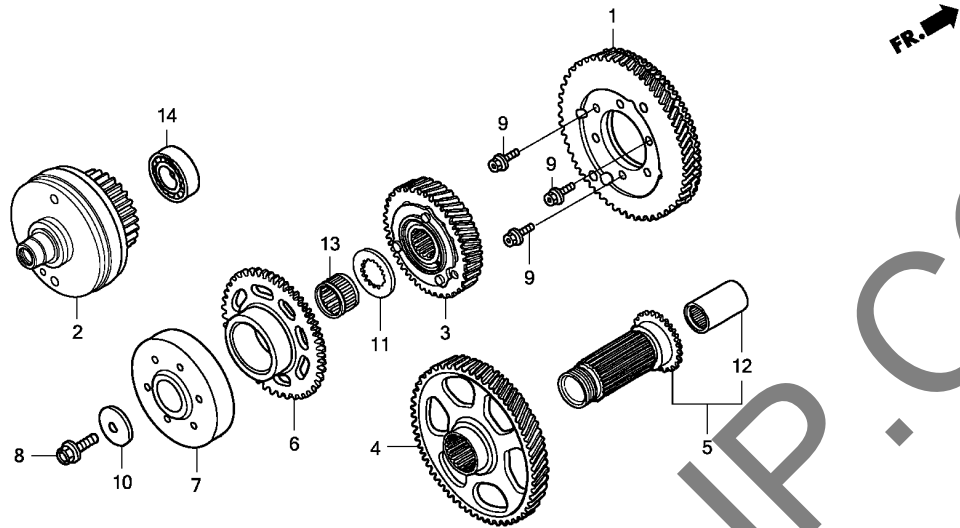
Ref. No.	Part No.	Description	Reqd. QTY			Serial No.	Parts catalogue code
			9	GL1800 A	C		
23	91001-147-006	BEARING, NEEDLE, 12MM (THOMPSON)	1	1	1		
24	91007-MN5-003	BEARING, RADIAL BALL, 6904 (NTN)	1	1	1		
25	91051-727-000	BEARING, NEEDLE, 20X24X17	2	2	2		
26	91101-121-691	BEARING, NEEDLE, 14MM(TOYO)	1	1	1		
27	94301-08140	DOWEL PIN, 8X14	2	2	2		
28	94510-20000	CIRCLIP, EXTERNAL, 20MM	1	1	1		
29	95701-06032-08	BOLT, FLANGE, 6X32	3	3	-		
	95701-06032-00	-	-	3		
30	95801-06028-08	BOLT, FLANGE, 6X28	1	1	-		
	95801-06028-00	-	-	1		



Ref. No.	L.O.N.	(Relative ref. Number) Description	F.R.T.
3	811148	CABLE, REVERSE	1.7
		.NOTE: Same time for two units	
	811148D	.With airbag add	0.7
	8111E8	CABLE, REVERSE(A)	2.5
		.NOTE: Same time for two units	
		.NOTE: '12- model	
	8111E8A	.With airbag add	0.1
4	8111A5	CABLE, NEUTRAL	1.7
		.NOTE: Same time for two units	
	8111A5B	.With airbag add	0.7
	8111E9	CABLE, NEUTRAL(A)	2.5
		.NOTE: Same time for two units	
		.NOTE: '12- model	
	8111E9A	.With airbag add	0.1
6	210160	ACTUATOR, REVERSE SHIFT	2.1
	210160C	.With airbag add	0.7
	2101S0	ACTUATOR, REVERSE SHIFT(A) ...	2.9
		.NOTE: '12- model	
	2101S0A	.With airbag add	0.1

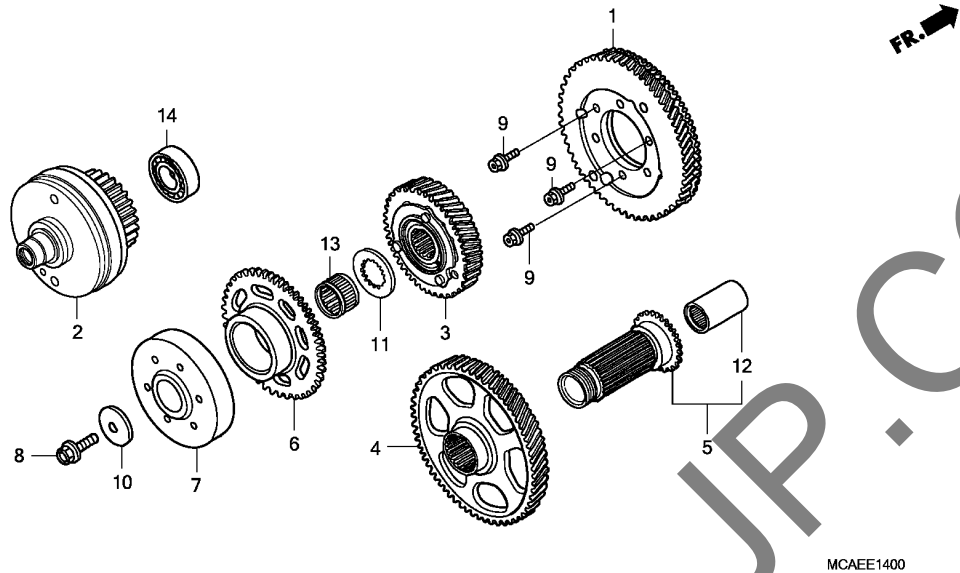
Ref. No.	Part No.	Description	Reqd. QTY			Serial No.	Parts catalogue code
			9	GL1800 A	C		
1	18293-MCA-780	PACKING, PROTECTOR	4	4	4		
2	19052-MB4-880	COLLAR, CANISTER MOUNTING ...	1	1	1		
3	24810-MCA-000	CABLE COMP., REVERSE	1	1	1		
4	24820-MCA-000	CABLE COMP., NEUTRAL	1	1	1		
5	28214-MCA-000	PLATE, REVERSE CABLE HOLDER ...	1	1	1		
6	36800-MCA-671	ACTUATOR ASSY., REVERSE SHIFT	1	1	1		
7	80101-310-000	RUBBER, RR. FENDER CUSHION ..	1	1	1		
8	95701-06016-08	BOLT, FLANGE, 6X16	2	2	-		
	95701-06016-00	-	-	2		
9	95701-06022-08	BOLT, FLANGE, 6X22	1	1	-		
	95701-06022-00	-	-	1		
10	95701-06045-08	BOLT, FLANGE, 6X45	3	3	-		
	95701-06045-00	-	-	3		





Ref. No.	L.O.N.	(Relative ref. Number) Description	F.R.T.
1	613160	GEAR, ALTERNATOR DRIVEINCLUDES: Engine removal and installation	8.7
2	613122	GEAR, ALTERNATOR DRIVENINCLUDES: Engine removal and installation	8.5
3	211105	GEAR, PRIMARY DRIVEINCLUDES: Engine removal and installation	8.5
4	211100	GEAR, PRIMARY DRIVENINCLUDES: Engine removal and installation	8.6
6	612120	GEAR, STARTER DRIVENINCLUDES: Engine removal and installation	8.5
7	612131	OUTER, STARTING CLUTCHINCLUDES: Engine removal and installation	8.5
14	2101H1	BEARING, ALTERNATOR DRIVEN GEAR :FRONTINCLUDES: Engine removal and installation	8.7
	2101H3	BEARING, ALTERNATOR DRIVEN GEAR :BOTH +	8.9

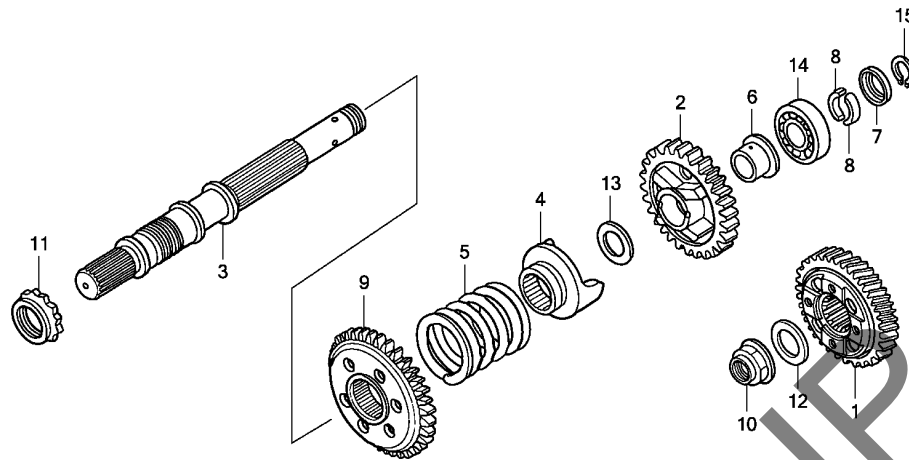
Ref. No.	Part No.	Description	Reqd. QTY	Serial No.	Parts catalogue code
			GL1800 9 A C		
1	13320-MCA-A60	GEAR COMP., A.C. GENERATOR DRIVE(74T)	1 1 1		
2	13430-MCA-A60	GEAR ASSY., A.C. GENERATOR DRIVEN(27T)	1 1 1		
	13430-MCA-A61	- - 1		
3	23110-MN5-010	GEAR COMP., PRIMARY DRIVE(49T)	1 1 1		
4	23121-MCA-000	GEAR, PRIMARY DRIVEN(78T) -	1 1 1		
5	23130-MCA-000	BOSS COMP., PRIMARY DRIVEN GEAR(33T)	1 1 1		
6	28110-MCA-000	GEAR COMP., STARTING DRIVEN (46T)	1 1 1		
7	28125-MN5-014	OUTER COMP., STARTING CLUTCH	1 1 1		
8	90005-MCA-000	BOLT, UBS, 12X30 (LEFT HAND THREAD)	1 1 1		
9	90108-KV3-000	BOLT, HEX., 8X25	6 6 6		
10	90402-MCA-A01	WASHER, 12.2X39X4	1 1 1		
11	90493-MN5-000	WASHER, SPLINE, 28MM	1 1 1		
12	91024-MN5-003	BEARING, NEEDLE, 28X35X60	1 1 1		
13	91027-MCA-003	BEARING, NEEDLE, 36X41X18.3	1 1 1		
14	96140-60040-00	BEARING, RADIAL BALL, 6004U	1 1 1		



MCAEE1400

Ref. No.	L.O.N.	(Relative ref. Number) Description	F.R.T.
+14		INCLUDES: Engine removal and installation	

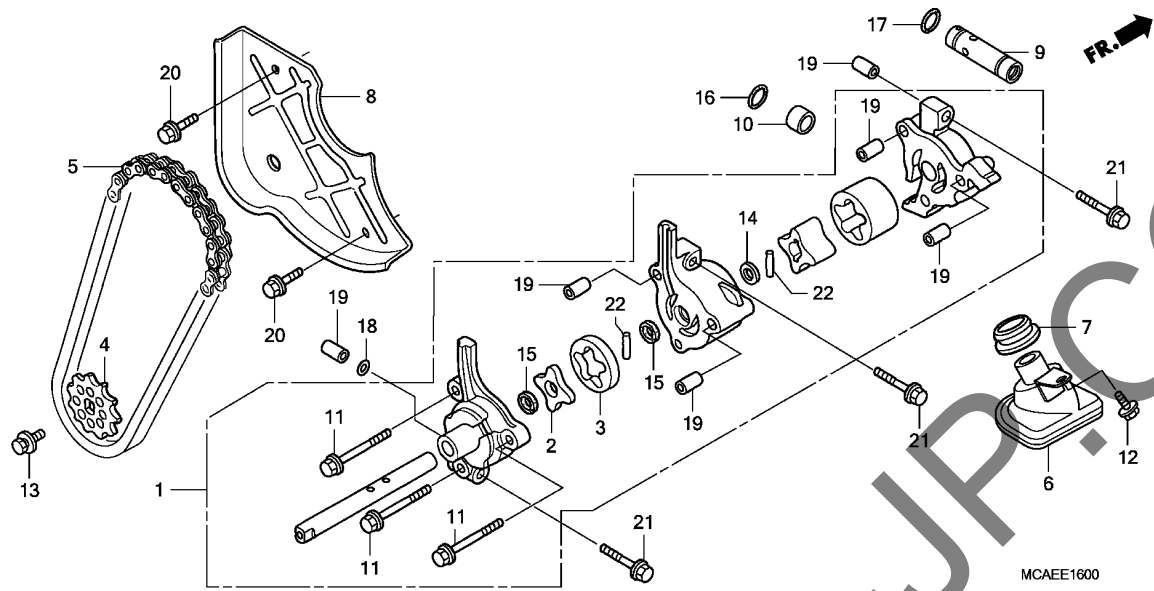
YUMBO-JP.COM



MCAEE1500

Ref. No.	L.O.N.	(Relative ref. Number) Description	F.R.T.
1	2131A2	GEAR, FINAL DRIVEINCLUDES: Engine removal and installation	8.9
3	210170	SHAFT, FINAL GEARINCLUDES: Engine removal and installation	9.0

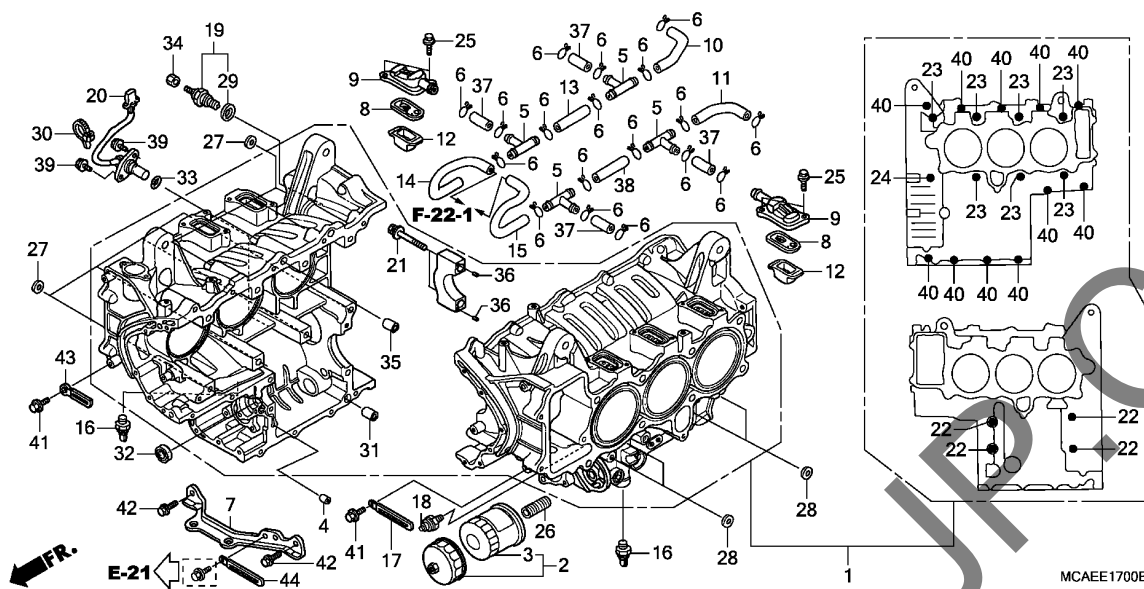
Ref. No.	Part No.	Description	Reqd. QTY			Serial No.	Parts catalogue code
			9	GL1800 A	C		
1	23500-MCA-A20	GEAR COMP., FINAL DRIVE(35T)	1	1	1		
2	23521-MCA-000	GEAR, FINAL DRIVEN(36T)	1	1	1		
3	23611-MEC-000	SHAFT, FINAL GEAR	1	1	1		
4	23721-MCA-780	LIFTER, FINAL DAMPER	1	1	1		
5	23732-MCA-000	SPRING, FINAL DAMPER	1	1	1		
6	23733-MN5-000	COLLAR, 22X26X27.1	1	1	1		
7	23741-MN5-000	RETAINER, FINAL SHAFT	1	1	1		
8	23742-MN5-000	WASHER, SPRING STOPPER	2	2	2		
9	28178-MCA-000	GEAR, REVERSE DRIVEN(45T)	1	1	1		
10	90205-MCA-780	NUT, SPECIAL, 22MM	1	1	1		
11	90241-MB0-000	NUT, LOCK, 30MM	1	1	1		
12	90498-MEC-000	WASHER, 22.1X36X2.6	1	1	1		
13	90498-MN5-000	WASHER, 22.2X35X2.6	1	1	1		
14	91003-MCA-003	BEARING, RADIAL BALL, 22X52X15	1	1	1		
15	94510-22000	CIRCLIP, EXTERNAL, 22MM	1	1	1		



Ref. No.	L.O.N.	(Relative ref. Number) Description	F.R.T.
1	113105	PUMP ASSY., OILINCLUDES: Engine removal and installation	13.2
4	113111	SPROCKET, OIL PUMP DRIVENINCLUDES: Engine removal and installation	8.7
5	113122	CHAIN, OIL PUMP DRIVEINCLUDES: Engine removal and installation	8.7
6	1131B6	STRAINER, OILINCLUDES: Engine removal and installation	13.1
9	113126	VALVE, RELIEFINCLUDES: Engine removal and installation	13.2

Ref. No.	Part No.	Description	Reqd. QTY			Serial No.	Parts catalogue code
			GL1800	A	C		
1	15110-MCA-000	PUMP ASSY., OIL	1	1	1		
2	15121-MG3-000	ROTOR, INNER	1	1	1		
3	15122-MG3-000	ROTOR, OUTER	1	1	1		
4	15134-MCA-000	SPROCKET, OIL PUMP DRIVEN(22T)	1	1	1		
5	15135-MCA-003	CHAIN, OIL PUMP(DID25H-54L) (DAIDO)(54L)	1	1	1		
6	15153-MCA-000	STRAINER COMP., OIL	1	1	1		
7	15154-MM5-000	PACKING, OIL STRAINER	1	1	1		
8	15171-MCA-000	GUIDE, OIL PUMP CHAIN	1	1	1		
9	15220-MY9-000	VALVE ASSY., RELIEF	1	1	1		
10	15326-KBV-000	COLLAR, 16X18X10	1	1	1		
11	90011-MW3-601	BOLT, FLANGE, 6X60	3	3	3		
12	90014-952-000	BOLT, FLANGE, 6X14(CT200) ...	1	1	1		
13	90021-MM5-000	BOLT-WASHER, 6X12	1	1	1		
14	90456-333-000	WASHER, THRUST, 11MM	1	1	1		
15	91208-MN1-771	OIL SEAL, 11X15X3(KOYO)	2	2	2		
16	91302-KE8-003	O-RING, 18X3(ARAI)	1	1	1		
17	91313-MB0-003	O-RING, 14.7X2.2(ARAI)	1	1	1		
18	91352-SA5-952	O-RING, 7.8X1.9(NOK)	1	1	1		
19	94301-08140	DOWEL PIN, 8X14	6	6	6		
20	95701-06016-08	BOLT, FLANGE, 6X16	2	2	-		
	95701-06016-00	-	-	2		
21	95701-06038-08	BOLT, FLANGE, 6X38	3	3	-		
	95701-06038-00	-	-	3		
22	96220-40158	ROLLER, 4X15.8	2	2	2		

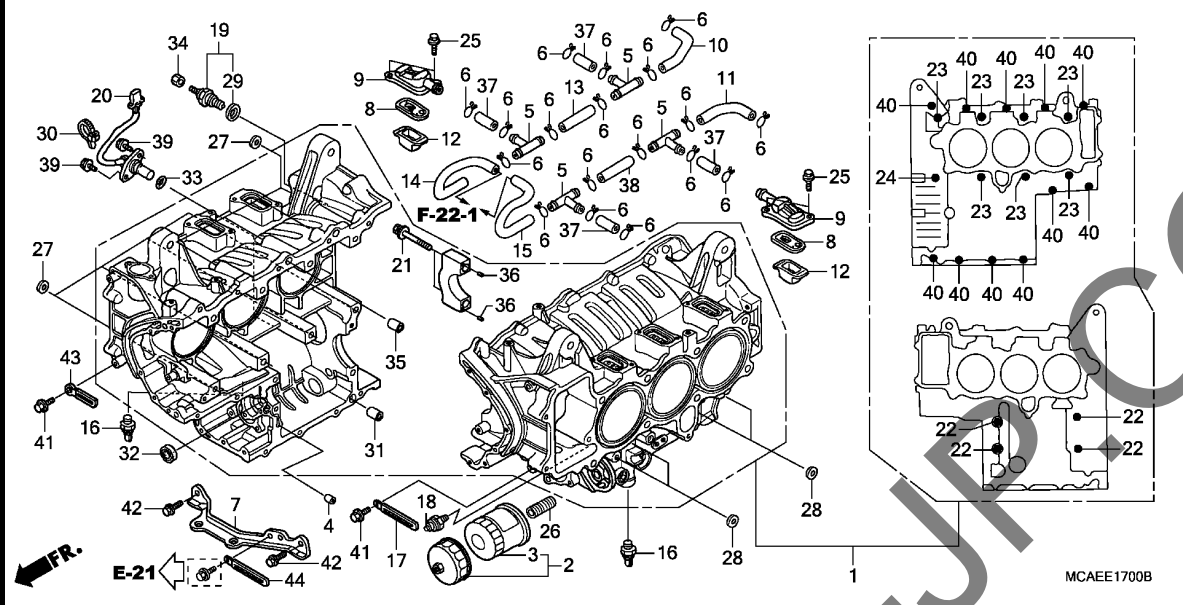




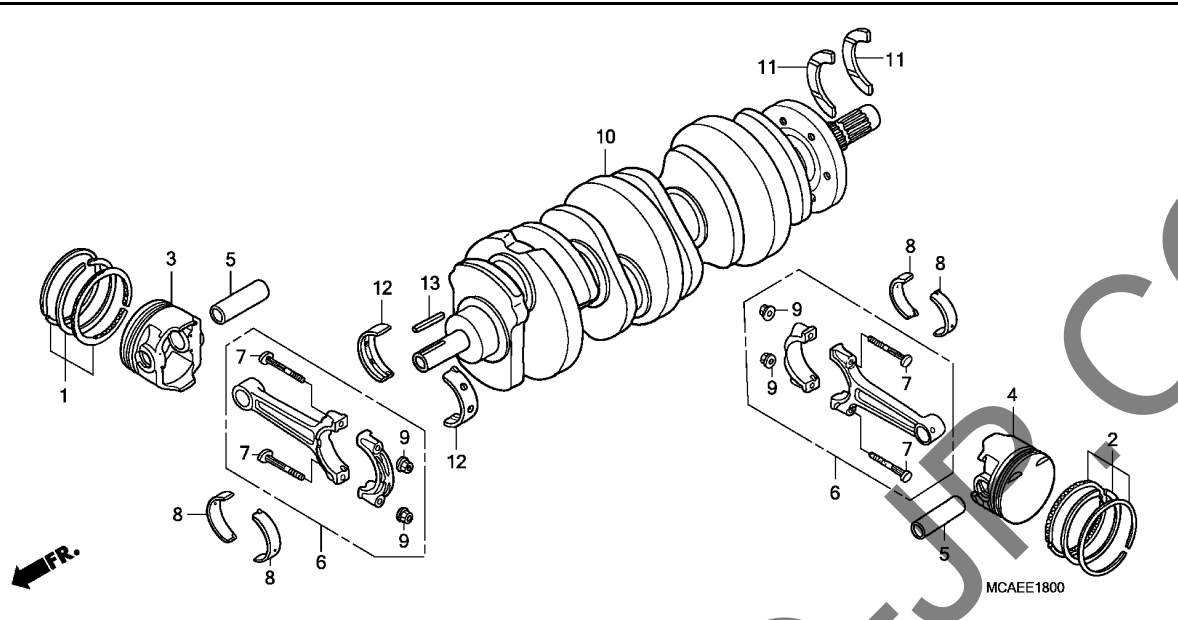
Ref. No.	L.O.N.	(Relative ref. Number) Description	F.R.T.
1	110105	CRANKCASE SET -INCLUDES: Engine removal and installation	16.7
3	113180	CARTRIDGE, OIL FILTER (2)	0.2
8	314125	VALVE, PAIR CHECK -NOTE: Same time for two units or more -INCLUDES: Engine removal and installation	8.1
16	6171A1	SENSOR, KNOCK :LEFT	0.6
	6171A2	SENSOR, KNOCK :RIGHT	0.5
	6171A3	SENSOR, KNOCK :BOTH	0.8
18	615160	SWITCH, OIL PRESSURE	0.5
19	6151B8	SWITCH, NEUTRAL	0.2
20	617198	SENSOR, SPEEDOMETER	1.2

Ref. No.	Part No.	Description	Reqd. QTY			Serial No.	Parts catalogue code
			9	GL1800 A	C		
1	11000-MCA-R30	BLOCK ASSY., CYLINDER	1	1	-		
	11000-MCA-S40	-	-	1		
2	15010-MCE-H51	FILTER SET, OIL	(1)	(1)	(1)		
3	15410-MFJ-D01	CARTRIDGE, OIL FILTER (TOYO ROKI)	1	1	1		
4	15515-MCA-000	ORIFICE, 2.3MM	1	1	1		
5	15772-KK0-000	JOINT, BREATHER THREE WAY ...	4	4	4		
6	17316-611-000	CLIP, BREATHER TUBE	18	18	18		
7	17411-MCA-000	STAY, CANISTER	1	1	1		
8	18601-KGB-611	VALVE COMP., REED	6	6	6		
9	18612-MBA-600	COVER, REED VALVE	6	6	-		
	18612-MBA-601	-	-	6		
10	18651-MCA-780	TUBE, R. AIR INTAKE	1	1	1		
11	18652-MCA-000	TUBE, L. AIR INTAKE	1	1	1		
12	18653-MCA-000	PLATE, AIR INTAKE	6	6	6		
13	18655-MCA-000	TUBE, 12X62	1	1	1		
14	18662-MCA-A60	TUBE, R. AIR INTAKE	1	1	1		
15	18663-MCA-A60	TUBE, L. AIR INTAKE	1	1	1		
16	30530-MCA-003	SENSOR ASSY., KNOCK	2	2	2		
17	32170-443-850	CLIP, WIRE HARNESS	1	1	1		
18	35500-MJ4-024	SWITCH ASSY., OIL PRESSURE (DENSO)	1	1	1		
19	35600-MM5-003	SWITCH ASSY., NEUTRAL (TEC) ..	1	1	1		
20	37700-MCA-A61	SENSOR ASSY., SPEED	1	1	1		
21	90003-MEC-000	BOLT, UBS, 12X77.5	8	8	8		

2

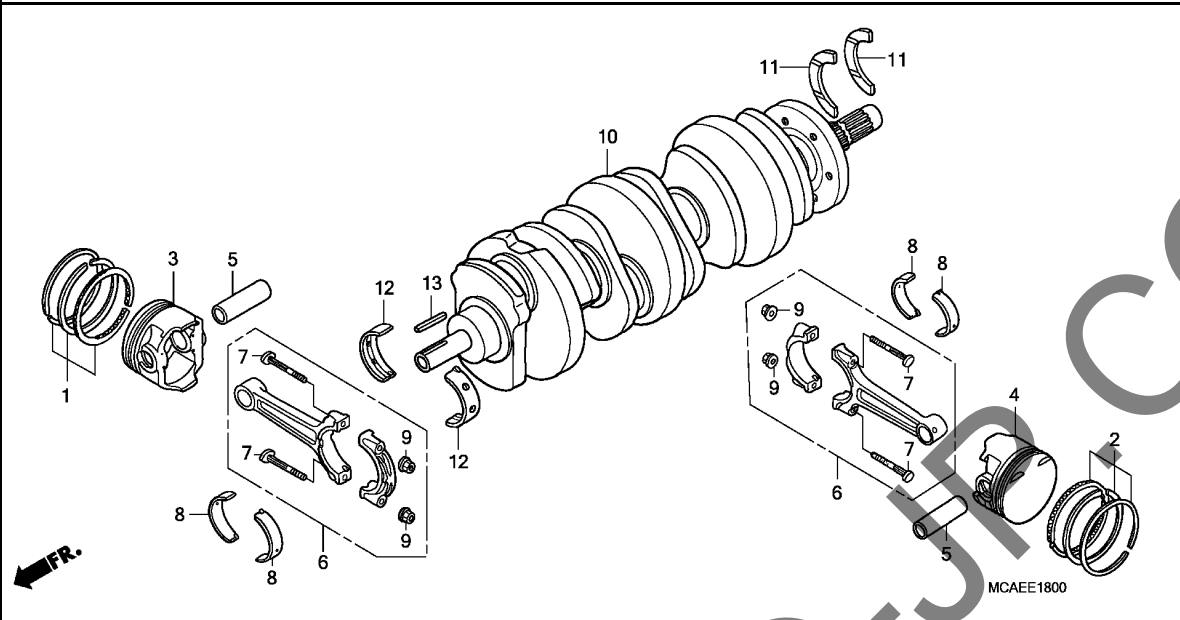


Ref. No.	Part No.	Description	Reqd. QTY			Serial No.	Parts catalogue code
			9	GL1800 A	C		
22	90006-MM5-640	BOLT, FLANGE, 8X135	4	4	4		
23	90009-371-015	BOLT, FLANGE, 10X120(SATO) ..	7	7	7		
24	90011-MCA-780	BOLT, FLANGE, 10X197	1	1	1		
25	90012-896-750	BOLT, FLANGE, 5X14	12	12	12		
26	90019-MB0-000	BOSS, OIL FILTER	1	1	1		
27	90438-463-000	WASHER, SPECIAL, 11X21X2.3 ..	8	8	8		
28	90441-MG8-000	WASHER, SEALING, 8MM	4	4	4		
29	90443-MJ6-000	WASHER, NEUTRAL	1	1	1		
30	90652-KT1-771	BAND, WIRE(BLACK)	1	1	1		
31	90702-371-000	COLLAR, 15X20	1	1	1		
32	91204-MB0-013	OIL SEAL, 8X25X8(ARAI)	1	1	1		
33	91302-MAL-601	O-RING, 18.1X3.6	1	1	1		
34	94001-04000-0S	NUT, HEX., 4MM	1	1	1		
35	94301-12200	DOWEL PIN, 12X20	1	1	1		
36	94303-04065	PIN C, DOWEL, 4X6.5	8	8	8		
37	95005-12042-10	TUBE, 12X42(95005-12001-10M)	4	4	4		
38	95005-12070-1G	TUBE, 12X70(95005-12001-10M)	1	1	1		
39	95701-06016-08	BOLT, FLANGE, 6X16	2	2	-		
	95701-06016-00	-	-	2		
40	95701-06035-08	BOLT, FLANGE, 6X35	11	11	-		
	95701-06035-00	-	-	11		
41	96001-06012-00	BOLT, FLANGE, 6X12	1	1	2		
42	96001-06014-00	BOLT, FLANGE, 6X14	2	2	2		
43	91410-KT7-000	CLIP, 4X60	-	-	1		
44	61317-KCC-900	GUIDE A	-	-	1		



Ref. No.	L.O.N.	(Relative ref. Number) Description	F.R.T.
3		(1,2,5,6,8)	
1111U1		PISTON AND/OR RING SET AND/OR BEARING AND/OR ROD :RIGHT ...	13.6
		.INCLUDES: Engine removal and installation	
		.INCLUDES: Inspection/Measurement/Cleaning	
1111U1A		.With 1 cylinder add	0.5
1111U1B		.With 2 cylinder add	1.0
4		(1,2,5,6,8)	
1111U0		PISTON AND/OR RING SET AND/OR BEARING AND/OR ROD :LEFT	14.4
		.INCLUDES: Engine removal and installation	
		.INCLUDES: Inspection/Measurement/Cleaning	
1111U0A		.With 1 cylinder add	0.6
1111U0B		.With 2 cylinder add	1.2
1111X9		PISTON AND/OR RING SET AND/OR BEARING AND/OR ROD :FOR 1 VEHICLE	16.5
		.INCLUDES: Engine removal and installation	
		.INCLUDES: Inspection/Measurement/Cleaning	

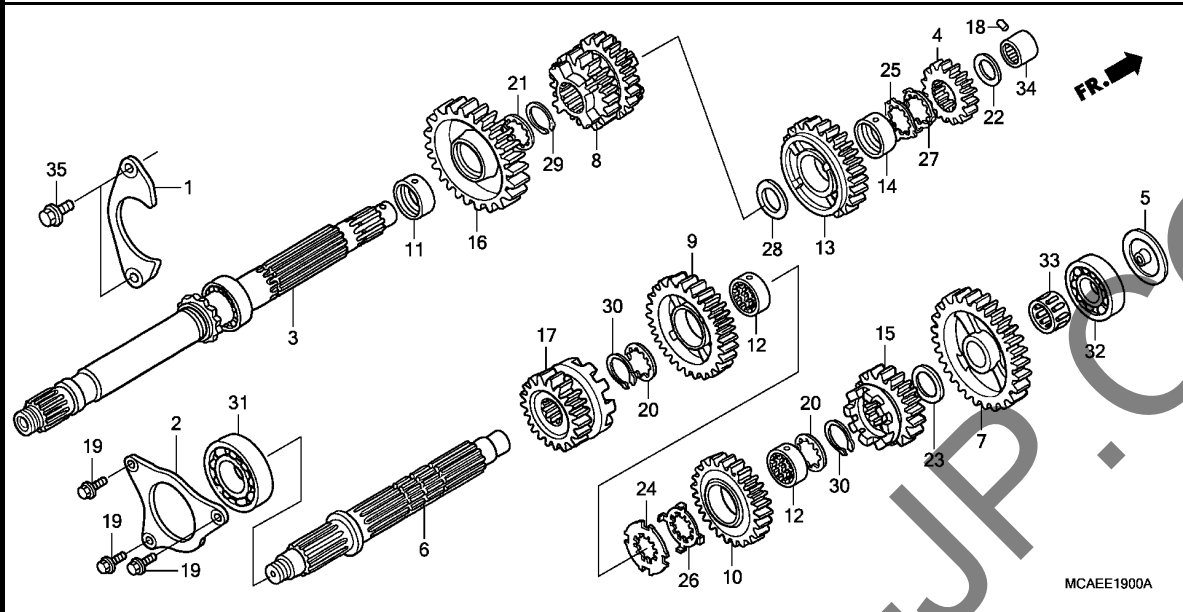
Ref. No.	Part No.	Description	Reqd. QTY			Serial No.	Parts catalogue code
			GL1800	A	C		
1	13011-MCA-305	RING SET, PISTON(STD.)	3	3	3		
	13021-MCA-305	RING SET, PISTON(0.25)	(3)	(3)	(3)		
	13031-MCA-305	RING SET, PISTON(0.50)	(3)	(3)	(3)		
	13041-MCA-305	RING SET, PISTON(0.75)	(3)	(3)	(3)		
	13051-MCA-305	RING SET, PISTON(1.00)	(3)	(3)	(3)		
2	13011-MCA-306	RING SET, PISTON(STD.)	3	3	3		
	13021-MCA-306	RING SET, PISTON(0.25)	(3)	(3)	(3)		
	13031-MCA-306	RING SET, PISTON(0.50)	(3)	(3)	(3)		
	13041-MCA-306	RING SET, PISTON(0.75)	(3)	(3)	(3)		
	13051-MCA-306	RING SET, PISTON(1.00)	(3)	(3)	(3)		
3	13101-MCA-000	PISTON, R.(STD.)	3	3	3		
	13103-MCA-306	PISTON, R.(0.25)	(3)	(3)	(3)		
	13104-MCA-306	PISTON, R.(0.50)	(3)	(3)	(3)		
	13105-MCA-306	PISTON, R.(0.75)	(3)	(3)	(3)		
	13106-MCA-306	PISTON, R.(1.00)	(3)	(3)	(3)		
4	13102-MCA-000	PISTON, L.(STD.)	3	3	3		
	13107-MCA-306	PISTON, L.(0.25)	(3)	(3)	(3)		
	13108-MCA-306	PISTON, L.(0.50)	(3)	(3)	(3)		
	13109-MCA-306	PISTON, L.(0.75)	(3)	(3)	(3)		
	13110-MCA-306	PISTON, L.(1.00)	(3)	(3)	(3)		
5	13111-MCA-780	PIN, PISTON	6	6	-		
	13111-MZ0-000	-	-	6		
6	13201-MCA-000	ROD ASSY., CONNECTING	6	6	6		
7	13213-MS2-610	BOLT, CONNECTING ROD	12	12	12		
8	13214-MN5-003	BEARING A, CONNECTING ROD (BLUE)(DAIDO)	12	12	12		
	13215-MN5-003	BEARING B, CONNECTING ROD (BLACK)(DAIDO)	12	12	12		



Ref. No.	L.O.N.	(Relative ref. Number) Description	F.R.T.
10	1101B5	CRANKSHAFTINCLUDES: Engine removal and installation	15.5
11	1101K9	BEARING, CRANKSHAFT THRUSTNOTE: Same time for two units .INCLUDES: Engine removal and installation	13.1
12	110125	BEARING, CRANKSHAFTINCLUDES: Engine removal and installation .NOTE: Same time for two units or more	13.9

Ref. No.	Part No.	Description	Reqd. QTY			Serial No.	Parts catalogue code
			9	GL1800 A	C		
(8)	13216-MN5-003	BEARING C, CONNECTING ROD (BROWN)(DAIDO)	12	12	12		
	13217-MN5-003	BEARING D, CONNECTING ROD (GREEN)(DAIDO)	12	12	12		
	13218-MN5-003	BEARING E, CONNECTING ROD (YELLOW)(DAIDO)	12	12	12		
9	13215-ML7-000	NUT, CONNECTING ROD	12	12	12		
10	13310-MCA-780	CRANKSHAFT COMP.	1	1	1		
11	13312-MN5-003	BEARING, THRUST	2	2	2		
12	13314-MCA-003	BEARING A, MAIN(BLUE)	8	8	8		
	13315-MCA-003	BEARING B, MAIN(BLACK)	8	8	8		
	13316-MCA-003	BEARING C, MAIN(BROWN)	8	8	8		
	13317-MCA-003	BEARING D, MAIN(GREEN)	8	8	8		
	13318-MCA-003	BEARING E, MAIN(YELLOW)	8	8	8		
13	90701-MCA-010	KEY, 2X2X30	1	1	1		

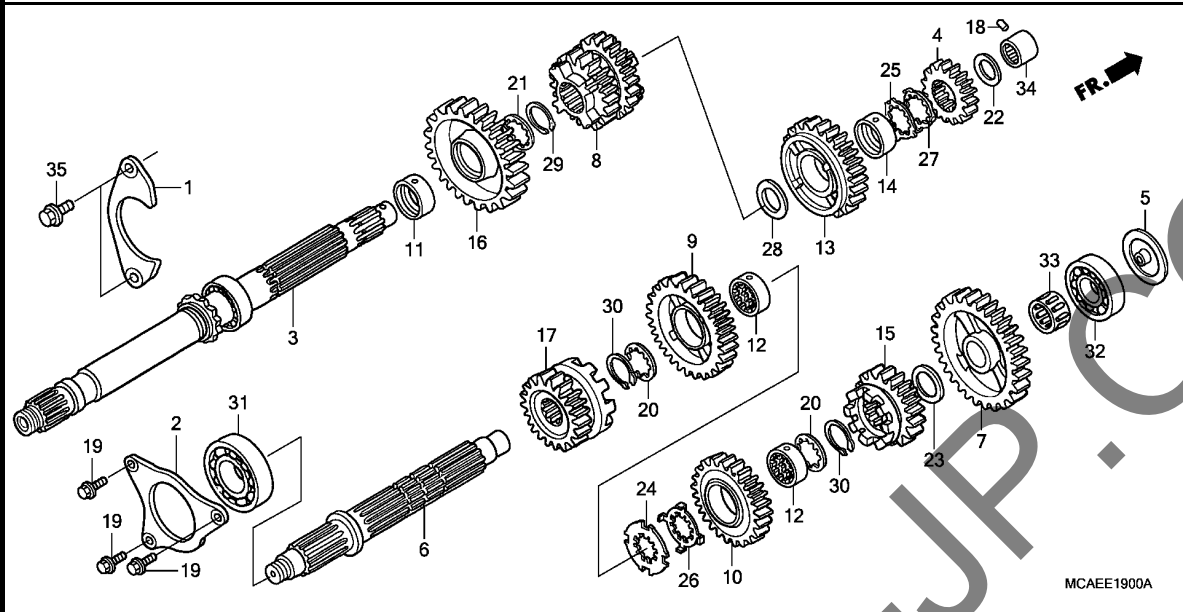




Ref. No.	L.O.N.	(Relative ref. Number) Description	F.R.T.
3		(4,8,13,16)	
210141		MAINSHAFT, TRANSMISSION	13.4
		.INCLUDES: Engine removal and installation	
210141A		.Replace countershaft add	0.4
6		(7,9,10,15,17)	
210142		COUNTERSHAFT, TRANSMISSION ...	13.6
		.INCLUDES: Engine removal and installation	
210142A		.Replace mainshaft add	0.2
31		2101D3 BEARING, COUNTERSHAFT :REAR ..	13.2
		.INCLUDES: Engine removal and installation	
32		(5)	
2101D2		BEARING, COUNTERSHAFT :FRONT ..	13.4
		.INCLUDES: Engine removal and installation	
2101C9		BEARING, COUNTERSHAFT :BOTH ..	13.4
		.INCLUDES: Engine removal and installation	
34		2101D0 BEARING, MAINSHAFT :FRONT	13.1
		.INCLUDES: Engine removal and installation	
2101D4		BEARING, MAINSHAFT AND COUNTERSHAFT :ALL	13.4
+			

Ref. No.	Part No.	Description	Reqd. QTY			Serial No.	Parts catalogue code
			9	GL1800 A	C		
1	23161-MCA-010	PLATE A, BEARING SETTING	1	1	1		
2	23162-MCA-010	PLATE B, BEARING SETTING	1	1	1		
3	23210-MCA-780	SHAFT COMP., MAIN	1	1	1		
4	23212-MCA-000	GEAR, MAINSHAFT FIRST(16T) ..	1	1	1		
5	23219-MCA-000	PLATE, COUNTERSHAFT BEARING ..	1	1	1		
6	23221-MCA-010	SHAFT, COUNTER	1	1	1		
7	23421-MCA-000	GEAR, COUNTERSHAFT FIRST(38T)	1	1	1		
8	23431-MCA-000	GEAR, MAINSHAFT SECOND & THIRD (22T/29T)	1	1	1		
9	23441-MCA-000	GEAR, COUNTERSHAFT SECOND(32T)	1	1	1		
10	23461-MCA-000	GEAR, COUNTERSHAFT THIRD(31T)	1	1	1		
11	23462-MCA-000	COLLAR, 32MM	1	1	1		
12	23463-MCA-000	COLLAR, SPLINE, 30X14	2	2	2		
13	23471-MCA-000	GEAR, MAINSHAFT FOURTH(32T) ..	1	1	1		
14	23472-MCA-000	COLLAR, 28MM	1	1	1		
15	23481-MCA-A20	GEAR, COUNTERSHAFT FOURTH(27T)	1	1	1		
16	23491-MCA-000	GEAR, MAINSHAFT FIFTH(35T) ..	1	1	1		
17	23501-MCA-000	GEAR, COUNTERSHAFT FIFTH(24T)	1	1	1		
18	24261-283-000	PIN, GEARSHIFT FORK GUIDE ...	1	1	1		
19	90118-KY1-000	BOLT, FLANGE, 6X20	3	3	3		
20	90452-MAT-000	WASHER, SPLINE, 30X36X1.5 ...	2	2	2		
21	90452-MCA-000	WASHER, SPLINE, 32X17X1.667 ..	1	1	1		
22	90455-ML7-000	WASHER B, THRUST, 22MM(BLUE)	1	1	1		
23	90459-357-000	WASHER C, THRUST, 25MM	1	1	1		
24	90463-MAT-000	WASHER, SPLINE, 30MM	1	1	1		

2

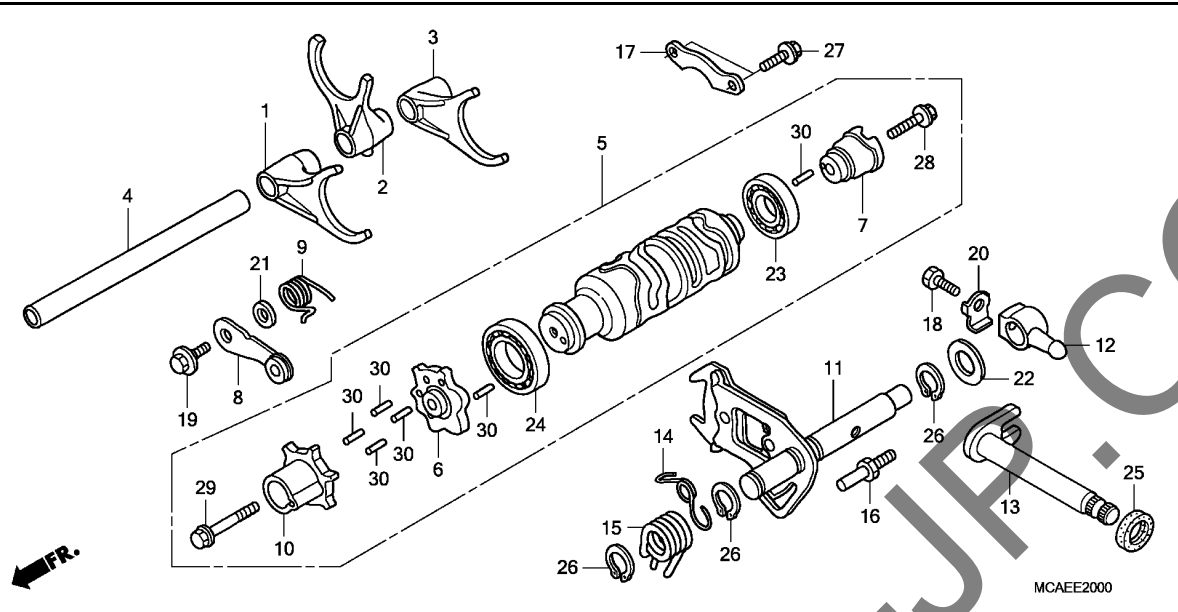


Ref. No.	L.O.N.	(Relative ref. Number) Description	F.R.T.
----------	--------	------------------------------------	--------

+34 .INCLUDES: Engine removal and installation

Ref. No.	Part No.	Description	Reqd. QTY			Serial No.	Parts catalogue code
			9	GL1800 A	C		
25	90463-MR7-000	WASHER, SPLINE, 28MM	1	1	1		
26	90464-MAT-000	WASHER, LOCK, 30MM	1	1	1		
27	90464-MR7-000	WASHER, LOCK, 28MM	1	1	1		
28	90554-MCA-000	WASHER, THRUST, 28MM	1	1	1		
29	90604-MCA-780	CIRCLIP, 32MM	1	1	1		
30	90604-MM5-000	CIRCLIP, 30MM	2	2	2		
31	91001-MN8-911	BEARING, RADIAL BALL, 63/22 (FUJIKOSHI)	1	1	1		
32	91004-MCA-003	BEARING, RADIAL BALL, 28X75X19 (NTN)	1	1	1		
33	91005-MCA-003	BEARING, NEEDLE, 25X29X17 (NTN)	1	1	1		
34	91023-MM5-641	BEARING, NEEDLE, 22MM	1	1	1		
35	95701-08018-08	BOLT, FLANGE, 8X18	2	2	-		
	95701-08018-00		-	-	2		

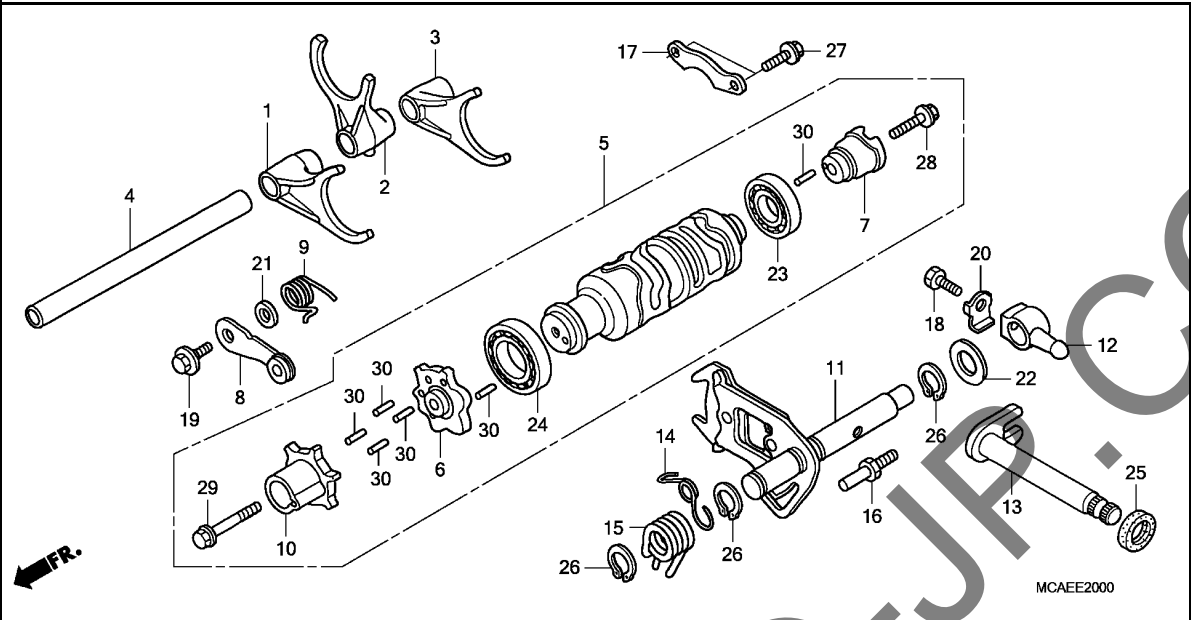




Ref. No.	L.O.N.	(Relative ref. Number) Description	F.R.T.
1	210112	(2,3,4) FORK, GEARSHIFTINCLUDES: Engine removal and installation .NOTE: Same time for two units or more	13.2
5	2101A9	DRUM, GEARSHIFTINCLUDES: Engine removal and installation	13.3
6	2101B0	CAM, SHIFT DRUM (10)	0.8
7	2101B1	CAM, GEARSHIFT DRUM LOCKINCLUDES: Engine removal and installation	8.6
8	210125	STOPPER OR SPRING, SHIFT DRUM (12,15)	0.7
11	210127	ARM, GEARSHIFTINCLUDES: Engine removal and installation	13.2
13	210122	SPINDLE, GEARSHIFTINCLUDES: Engine removal and installation	13.2

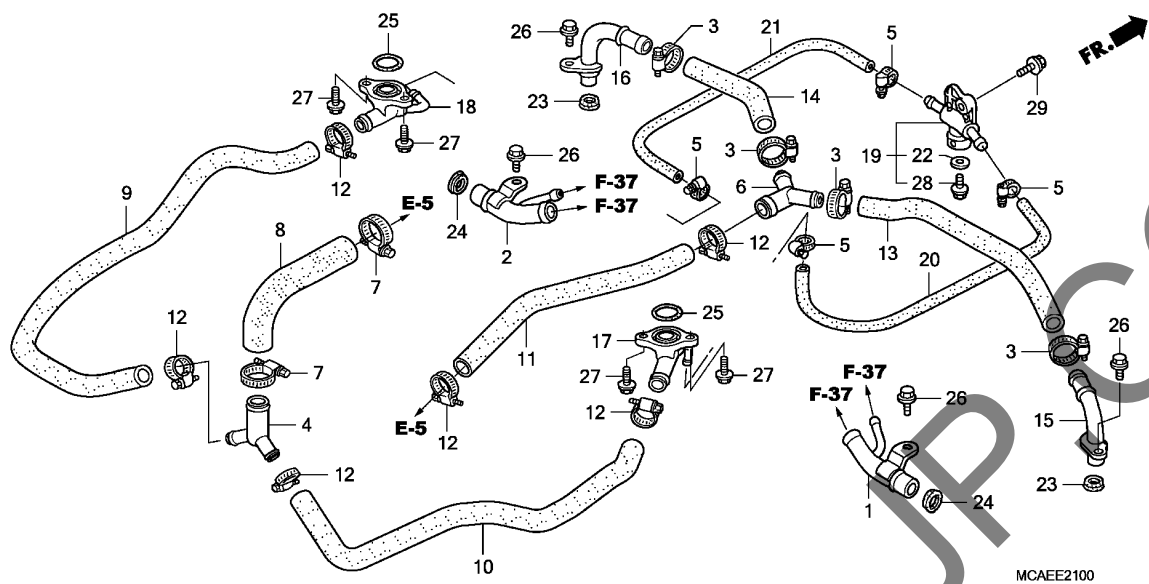
Ref. No.	Part No.	Description	Reqd. QTY			Serial No.	Parts catalogue code
			9	GL1800 A	C		
1	24211-MCA-A00	FORK, FR. GEARSHIFT	1	1	1		
2	24212-MCA-000	FORK, CENTER GEARSHIFT	1	1	1		
3	24213-MCA-000	FORK, RR. GEARSHIFT	1	1	1		
4	24251-MCA-000	SHAFT, SHIFT FORK	1	1	1		
5	24300-MCA-000	DRUM ASSY., GEARSHIFT	1	1	1		
	24300-MCA-S40	-	-	1		
6	24302-MCA-300	CAM, SHIFT DRUM	1	1	1		
7	24305-MN5-000	CAM, GEARSHIFT DRUM LOCK	1	1	-		
	24305-MCA-S40	-	-	1		
8	24430-MCA-000	STOPPER COMP., GEARSHIFT DRUM	1	1	1		
9	24435-MCA-000	SPRING, GEARSHIFT DRUM STOPPER	1	1	1		
10	24443-MCA-300	JOINT, GEARSHIFT DRUM	1	1	1		
11	24610-MCA-000	ARM COMP., GEARSHIFT	1	1	1		
12	24615-MCA-000	ARM B, GEARSHIFT	1	1	1		
13	24620-MCA-780	SPINDLE COMP., GEARSHIFT	1	1	1		
14	24624-MT3-000	SPRING, GEARSHIFT RESET	1	1	1		
15	24651-MCA-000	SPRING, GEARSHIFT RETURN	1	1	1		
16	24652-028-000	PIN, SHIFT RETURN SPRING	1	1	1		
17	24655-MV4-000	PLATE, GEARSHIFT DRUM BEARING SETTING	1	1	1		
18	90009-MN5-000	BOLT, HEX., 8X17	1	1	1		
19	90022-MG8-000	PIVOT, SHIFT DRUM STOPPER ARM	1	1	1		
20	90406-422-000	WASHER, LOCK, 8MM	1	1	1		
21	90417-360-000	WASHER, DRUM STOPPER	1	1	1		
22	90487-MN5-000	WASHER, 14.2X28X2.3	1	1	1		

2



Ref. No.	Part No.	Description	Reqd. QTY			Serial No.	Parts catalogue code
			9	GL1800 A	C		

23	91007-MN5-003	BEARING, RADIAL BALL, 6904 (NTN)	1	1	1		
24	91008-374-003	BEARING, BALL, 16005 (NTN) ...	1	1	1		
25	91202-965-003	OIL SEAL, 14X28X7 (ARAI)	1	1	1		
26	94510-14000	CIRCLIP, EXTERNAL, 14MM	3	3	3		
27	95701-06016-08	BOLT, FLANGE, 6X16	2	2	-		
	95701-06016-00	-	-	2		
28	95701-06022-08	BOLT, FLANGE, 6X22	1	1	-		
	95701-06022-00	-	-	1		
29	95701-08040-08	BOLT, FLANGE, 8X40	1	1	-		
	95701-08040-00	-	-	1		
30	96220-40148	ROLLER, 4X14.8	6	6	6		

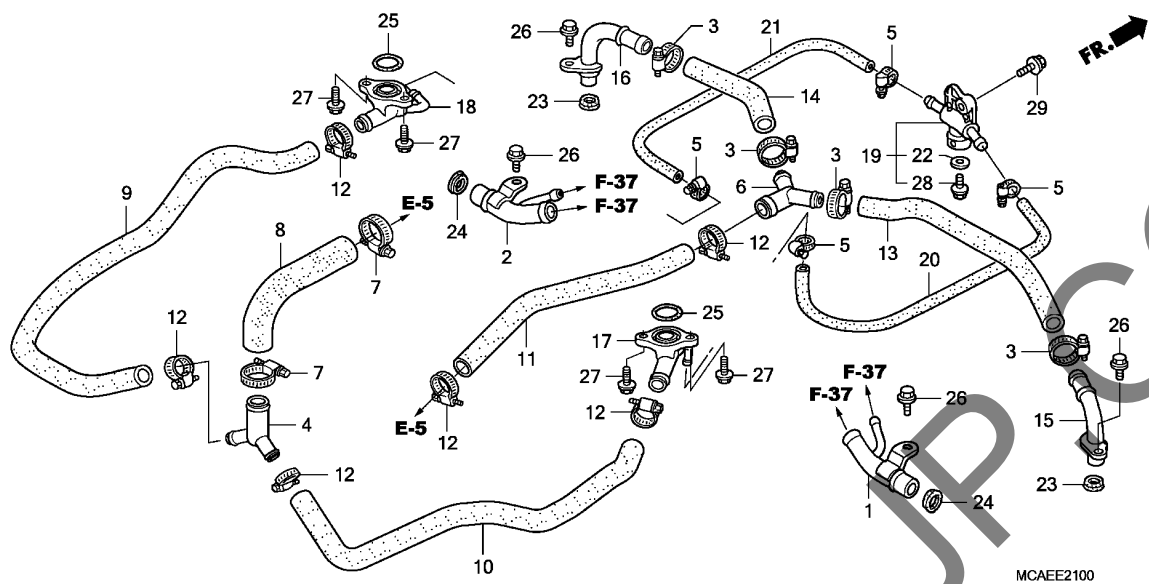


Ref. No.	L.O.N.	(Relative ref. Number) Description	F.R.T.
1	(24)	1141A2 PIPE, WATER :RIGHT	3.6
		1141A2A .With airbag add	0.3
		1141N9 PIPE, WATER(A) :RIGHT	4.1
		.NOTE: '12- model	
2	(24)	1141A1 PIPE, WATER :LEFT	3.6
		1141A1A .With airbag add	0.3
		1141N8 PIPE, WATER(A) :LEFT	4.1
		.NOTE: '12- model	
		1141A3 PIPE, WATER :BOTH	3.8
		1141A3A .With airbag add	0.3
		1141P0 PIPE, WATER(A) :BOTH	4.3
		.NOTE: '12- model	
8		114130 HOSE A, WATER	1.9
		114130E .With airbag add	0.3
		1141J2 HOSE A, WATER(A)	2.4
		.NOTE: '12- model	
9		114131 HOSE B, WATER	2.5
		114131C .Replace HOSE C, WATER add ...	0.3
		114131E .With airbag add	0.3
		1141K4 HOSE B, WATER(A)	3.0
		.NOTE: '12- model	
		1141K4A .Replace HOSE C, WATER add ...	0.3
+10		114132 HOSE C, WATER	2.5

MCAEE2100

Ref. No.	Part No.	Description	Reqd. QTY			Serial No.	Parts catalogue code
			9	GL1800	C		
				A			
1	19411-MCA-780	PIPE COMP., R. WATER	1	1	1		
2	19421-MCA-780	PIPE COMP., L. WATER	1	1	1		
3	19504-KY1-003	CLAMP, WATER HOSE, 25MM	4	4	4		
4	19506-MCA-000	JOINT, THREE WAY	1	1	1		
5	19507-MAL-600	CLAMP, WATER HOSE	4	4	4		
6	19507-MCA-000	JOINT, THREE WAY	1	1	1		
7	19509-MM5-003	CLAMPER, RADIATOR HOSE	2	2	2		
8	19511-MCA-000	HOSE A, WATER	1	1	1		
9	19512-MCA-000	HOSE B, WATER	1	1	-		
	19512-MCA-S40	-	-	1		
10	19513-MCA-000	HOSE C, WATER	1	1	-		
	19513-MCA-S40	-	-	1		
11	19516-MCA-000	HOSE A, BYPASS	1	1	1		
12	19516-ML7-691	CLAMP, HOSE, 24-32MM	6	6	6		
13	19517-MCA-000	HOSE B, BYPASS	1	1	1		
14	19518-MCA-000	HOSE C, BYPASS	1	1	1		
15	19530-MCA-000	PIPE COMP., R. BYPASS	1	1	1		
16	19540-MCA-000	PIPE COMP., L. BYPASS	1	1	1		
17	19710-MCA-010	JOINT COMP., R. WATER HOSE ..	1	1	1		
18	19720-MCA-000	JOINT COMP., L. WATER HOSE ..	1	1	1		
19	19730-MCA-000	JOINT COMP., DRAIN	1	1	1		
20	19732-MCA-010	HOSE A, DRAIN	1	1	1		
21	19733-MCA-000	HOSE B, DRAIN	1	1	1		
22	90463-ML7-000	WASHER, SEALING, 6.5MM	1	1	1		
23	91315-MCA-A00	SEAL, WATER PIPE	2	2	2		

2



Ref. No.	L.O.N.	(Relative ref. Number) Description	F.R.T.
+10	114132B	.Replace HOSE B, WATER add ...	0.3
	114132C	.With airbag add	0.3
	1141J5	HOSE C, WATER(A)	3.0
		.NOTE: '12- model	
	1141J5A	.Replace HOSE B, WATER add ...	0.3
11	1141B5	HOSE A, WATER BYPASS	1.7
	1141B5A	.With airbag add	0.3
	1141P2	HOSE A, WATER BYPASS(A)	2.2
		.NOTE: '12- model	
13	1141B6	HOSE B, WATER BYPASS	2.0
	1141B6A	.With airbag add	0.3
	1141M7	HOSE B, WATER BYPASS(A)	2.5
		.NOTE: '12- model	
14	1141B7	HOSE C, WATER BYPASS	2.0
	1141B7A	.With airbag add	0.3
	1141P1	HOSE C, WATER BYPASS(A)	2.5
		.NOTE: '12- model	
15		(23)	
	1141B9	PIPE, WATER BYPASS :RIGHT	1.0
		(23)	
	1141B8	PIPE, WATER BYPASS :LEFT	1.0
		(25)	
	1141D3	JOINT, WATER :RIGHT	1.0
		(25)	
+	1141D2	JOINT, WATER :LEFT	1.0

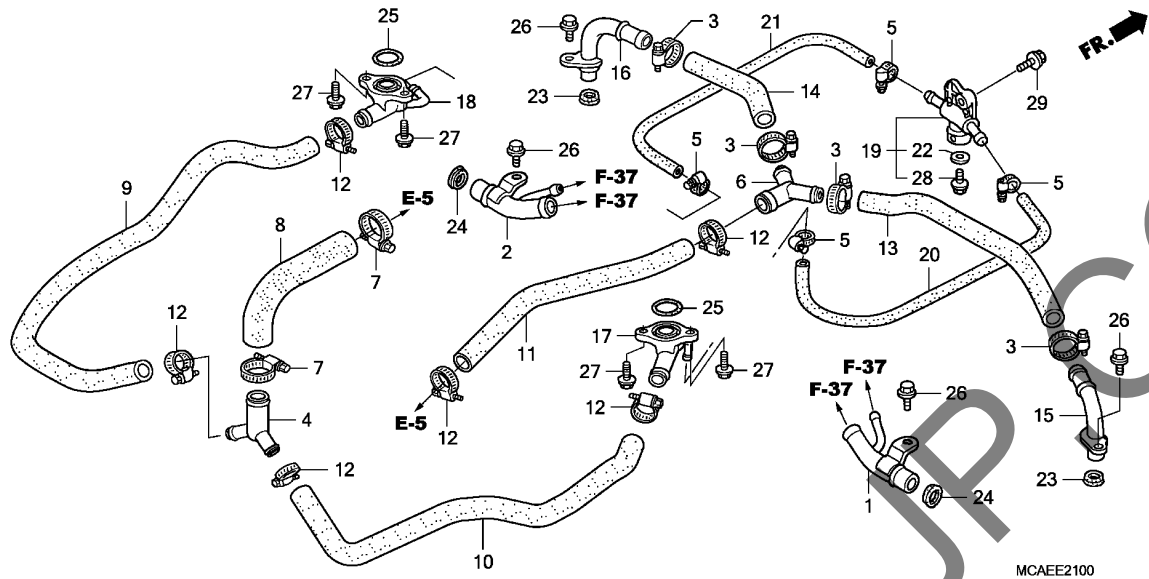
Ref. No.	Part No.	Description	Reqd. QTY			Serial No.	Parts catalogue code
			9	GL1800	A		
24	91316-MCA-A00	SEAL, WATER PIPE, 22.5MM	2	2	2		
25	91317-MCA-A00	O-RING, 23X2.4	2	2	2		
26	95701-06016-08	BOLT, FLANGE, 6X16	4	4	-		
	95701-06016-00	-	-	4		
27	95701-06020-08	BOLT, FLANGE, 6X20	4	4	-		
	95701-06020-00	-	-	4		
28	96001-06012-00	BOLT, FLANGE, 6X12	1	1	1		
29	96400-06016-00	BOLT, FLANGE, 6X16	1	1	1		



E-21

WATER PIPE

J 7



Ref. No.	L.O.N.	(Relative ref. Number) Description	F.R.T.
+18	1141D4	JOINT, WATER :BOTH	1.3
19	1141E0	JOINT, DRAIN	0.8
20	1141C4	HOSE, WATER PIPE DRAIN :RIGHT	1.0
	1141C4A	.Replace left water drain hose add	0.2
21	1141C3	HOSE, WATER PIPE DRAIN :LEFT	1.0
	1141C3A	.Replace right water drain hose add	0.2

MCAEE2100

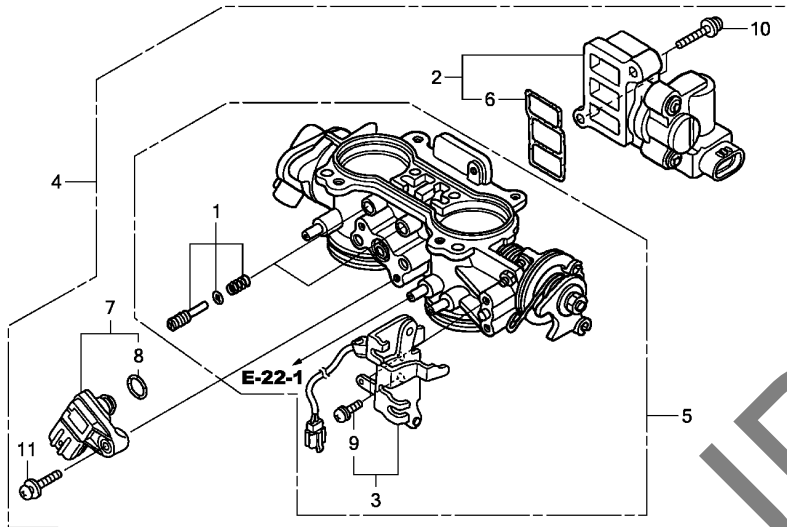
2

YUMBO

E-22

THROTTLE BODY

J 8



Ref. No.	L.O.N.	(Relative ref. Number) Description	F.R.T.
2	3141A0	VALVE, ROTARY AIR CONTROL	1.4
	3141A0A	.With airbag add	0.3
	3141D5	VALVE, ROTARY AIR CONTROL(A) -	1.9
		.NOTE: '12- model	
3	3111N6	STAY, THROTTLE WIRE SETTING ..	1.8
	3111N6A	.With airbag add	0.7
	3111T6	STAY, THROTTLE WIRE SETTING(A)	2.6
		.NOTE: '12- model	
	3111T6A	.With airbag add	0.1
4	311132	BODY ASSY., THROTTLE	1.8
	311132E	.With airbag add	0.7
	3111M8	BODY ASSY., THROTTLE(A)	2.6
		.NOTE: '12- model	
	3111M8A	.With airbag add	0.1
5	311130	BODY, THROTTLE	1.9
	311130F	.With airbag add	0.7
	3111S2	BODY, THROTTLE(A)	2.7
		.NOTE: '12- model	
	3111S2A	.With airbag add	0.1
6	3141A1	GASKET, ROTARY AIR CONTROL	
		VALVE	1.2
	3141A1A	.With airbag add	0.3
	3141D6	GASKET, ROTARY AIR CONTROL	
		VALVE(A)	1.7
		.NOTE: '12- model	

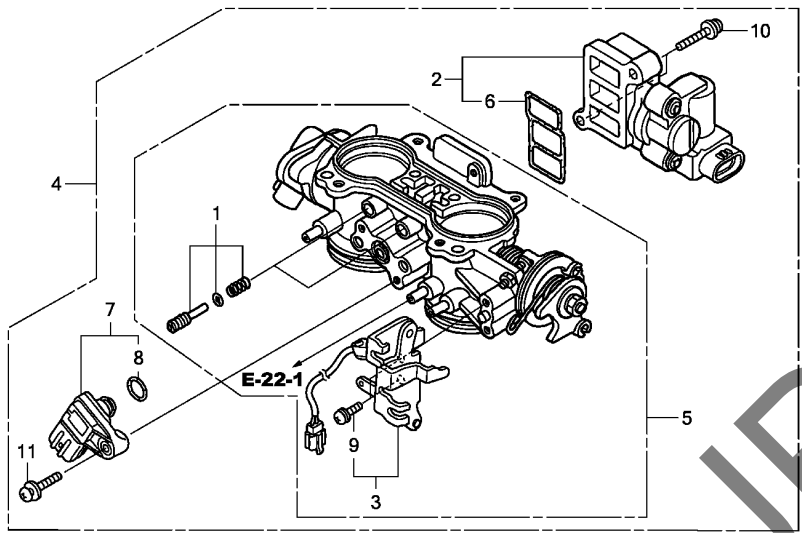
Ref. No.	Part No.	Description	Reqd. QTY			Serial No.	Parts catalogue code
			9	GL1800 A	C		
1	16016-MCA-013	SCREW SET	2	2	2		
2	16022-MCA-003	VALVE SET, ROTARY AIR CONTROL	1	1	1		
3	16023-MCA-A61	STAY, THROTTLE WIRE SETTING -	1	1	1		
4	16400-MCA-D31	BODY ASSY., THROTTLE(GQ68B A)	1	1	1		
5	16410-MCA-D31	BODY SET	1	1	1		
6	16456-P8A-A01	GASKET, ROTARY AIR CONTROL					
		VALVE	1	1	1		
7	37830-PNC-003	SENSOR ASSY., MAP	1	1	1		
8	37835-PGK-A01	O-RING	1	1	1		
9	93892-05012-10	SCREW-WASHER, 5X12	2	2	2		
10	93892-05022-00	SCREW-WASHER, 5X22	2	2	2		
11	93893-05022-08	SCREW-WASHER, 5X22	1	1	1		

2

E-22

THROTTLE BODY

J 9



FR.

MCAEE2200

Ref. No.	L.O.N.	(Relative ref. Number) Description	F.R.T.
7	617116	SENSOR, MAP	1.7
	617116B	.With airbag add	0.7
	6171G7	SENSOR, MAP(C)	2.5
		.NOTE: '12- model	
	6171G7A	.With airbag add	0.1

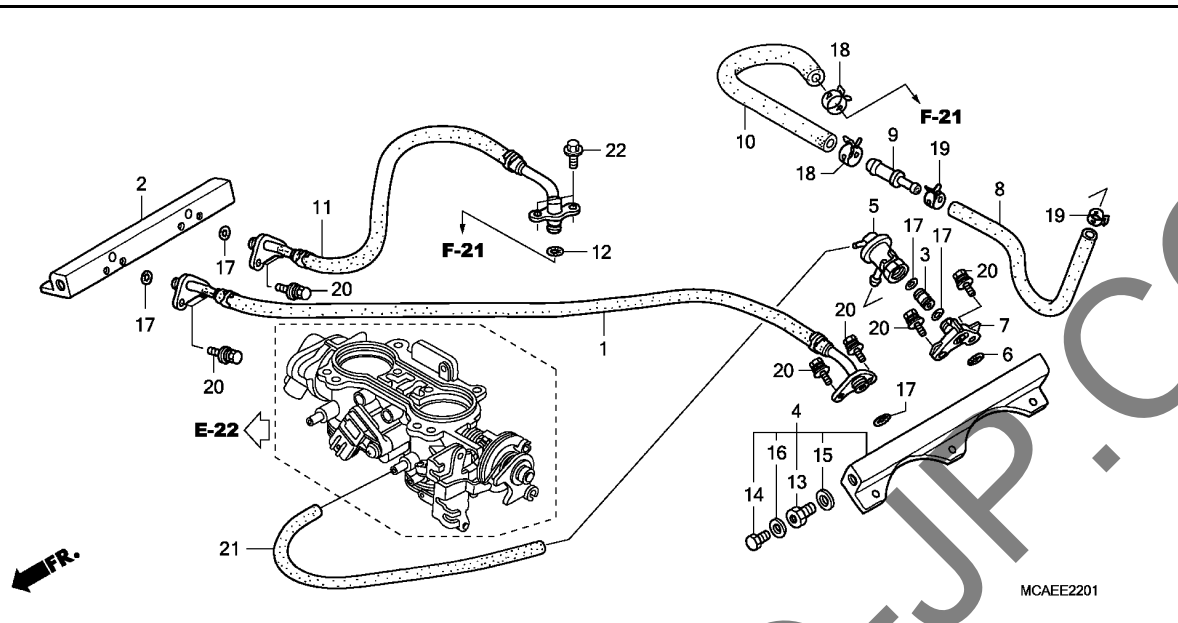
2

YUMBO-JP.COM

E-22-1

THROTTLE BODY(TUBING)

J10



Ref. No.	L.O.N.	(Relative ref. Number) Description	F.R.T.
1	3101B4	HOSE, FUEL FEED :FRONT	3.0
	3101B4C	.With airbag add	0.7
	3101F8	HOSE, FUEL FEED(A) :FRONT	3.8
		.NOTE: '12- model	
	3101F8A	.With airbag add	0.1
2	3111C5	PIPE, FUEL :RIGHT	1.9
	3111C5C	.With navigation add	0.7
	3111Q7	PIPE, FUEL(A) :RIGHT	3.1
		.NOTE: '12- model	
4	3111C4	PIPE, FUEL :LEFT	1.9
	3111C4C	.With navigation add	0.7
	3111Q6	PIPE, FUEL(A) :LEFT	3.1
		.NOTE: '12- model	
	3111C8	PIPE, FUEL :BOTH	2.3
	3111C8C	.With navigation add	0.7
	3111Q8	PIPE, FUEL(A) :BOTH	3.5
		.NOTE: '12- model	
5		(8)	
	310125	REGULATOR, FUEL PRESSURE	1.9
	310125C	.With navigation add	0.7
	3101E7	REGULATOR, FUEL PRESSURE(A) ..	3.1
		.NOTE: '12- model	
11	3101C5	HOSE, FUEL FEED :REAR	2.3
	3101C5C	.With airbag add	0.7
+	3101F9	HOSE, FUEL FEED(A) :REAR	3.1

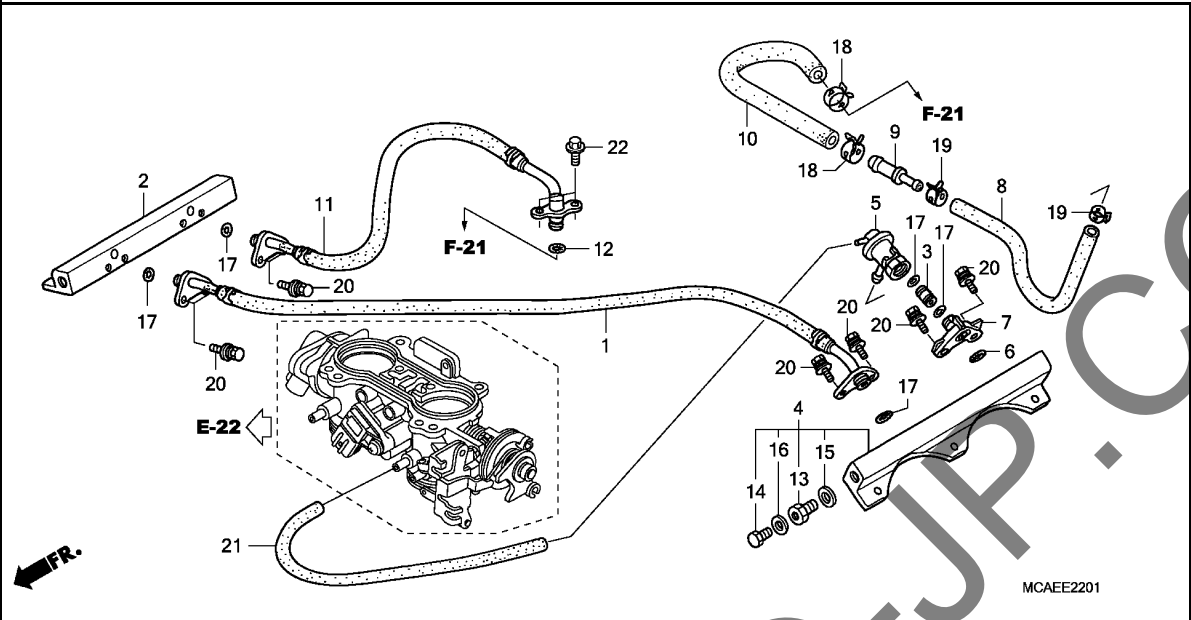
Ref. No.	Part No.	Description	Reqd. QTY			Serial No.	Parts catalogue code
			9	GL1800 A	C		
1	16527-MCA-A61	HOSE COMP., FUEL FEED	1	1	1		
2	16610-MCA-780	PIPE COMP., R. FUEL	1	1	1		
3	16614-MCA-000	JOINT, STRAIGHT	1	1	1		
4	16620-MCA-780	PIPE COMP., L. FUEL	1	1	1		
5	16740-MCA-003	REGULATOR ASSY., PRESSURE ..	1	1	1		
6	16741-PG7-005	O-RING, PRESSURE REGULATOR ..	1	1	1		
7	16745-MCA-000	STAY, PRESSURE REGULATOR	1	1	1		
8	17525-MCA-003	HOSE, FUEL RETURN	1	1	1		
9	17526-MCA-000	JOINT, FUEL RETURN	1	1	1		
10	17527-MCA-A60	HOSE A, FUEL RETURN	1	1	1		
11	17528-MCA-A61	HOSE COMP., FUEL FEED	1	1	1		
12	17530-MCA-000	O-RING, 7.52X3.53	1	1	1		
13	90008-MCA-000	BOLT, BANJO, 12MM	1	1	1		
14	90009-PP4-E01	BOLT, SEALING, 6MM	1	1	1		
15	90428-PD6-003	WASHER, SEALING, 12MM	1	1	1		
16	90430-PD6-003	WASHER, SEALING, 6MM	1	1	1		
17	91302-MCA-000	O-RING, 7.8X1.9	5	5	5		
18	91405-PD1-004	CLAMP, TUBE(D12)	2	2	2		
19	91406-SL4-931	CLAMP, FUEL HOSE(D10.5)	2	2	2		
20	93403-06016-00	BOLT-WASHER, 6X16	8	8	8		
21	95005-35290-20	TUBE, 3.5X290(95005-35001-10M)	1	1	1		
22	96001-06012-00	BOLT, FLANGE, 6X12	2	2	2		

2

E-22-1

THROTTLE BODY(TUBING)

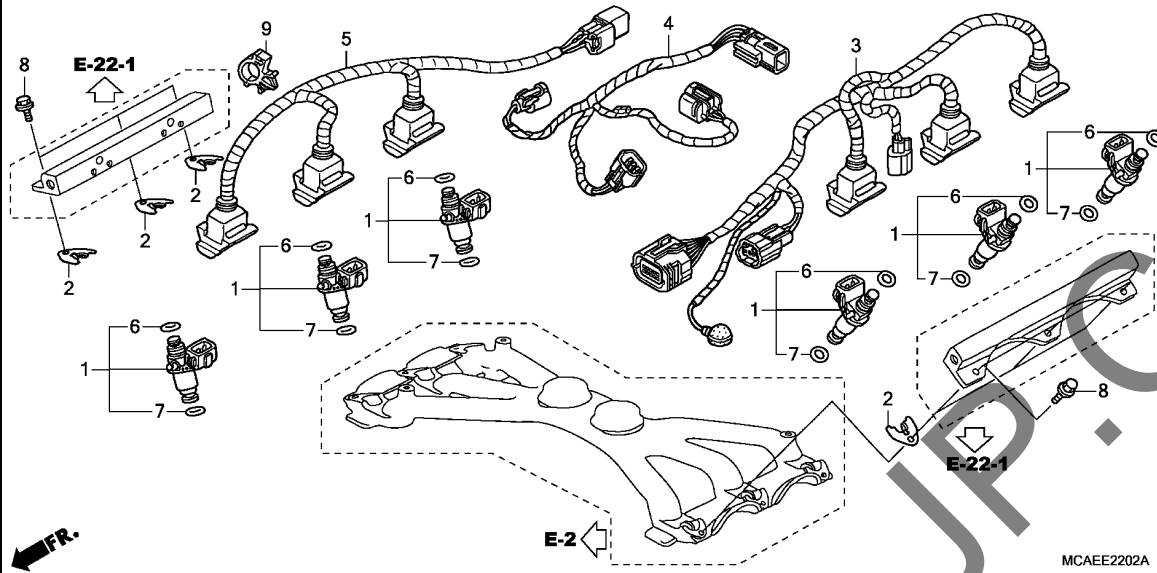
J11



Ref. No.	L.O.N.	(Relative ref. Number) Description	F.R.T.
+11		.NOTE: '12- model	
	3101F9A	.With airbag add	0.1

2

YUMBO-JP.COM



Ref. No.	L.O.N.	(Relative ref. Number) Description	F.R.T.
1	3111H4	INJECTOR, FUEL :LEFTNOTE: Same time for two units or more	2.0
	3111H4C	.With navigation add	0.7
	3111Q9	INJECTOR, FUEL(A) :LEFTNOTE: Same time for two units or more	3.2
	3111H5	INJECTOR, FUEL :RIGHTNOTE: Same time for two units or more	2.0
	3111H5C	.With navigation add	0.7
	3111R0	INJECTOR, FUEL(A) :RIGHTNOTE: Same time for two units or more	3.2
	3111B7	INJECTOR, FUEL :FOR 1 VEHICLE	2.4
	3111B7C	.With navigation add	0.7
	3111R1	INJECTOR, FUEL(A) :FOR 1 VEHICLENOTE: '12- model	3.6
3	6111F1	SUB HARNESS, INJECTOR :LEFT ..	2.0
	6111F1B	.With navigation add	0.7
	6111Q1	SUB HARNESS, INJECTOR(A) :LEFT	4.0
		.NOTE: '12- model	

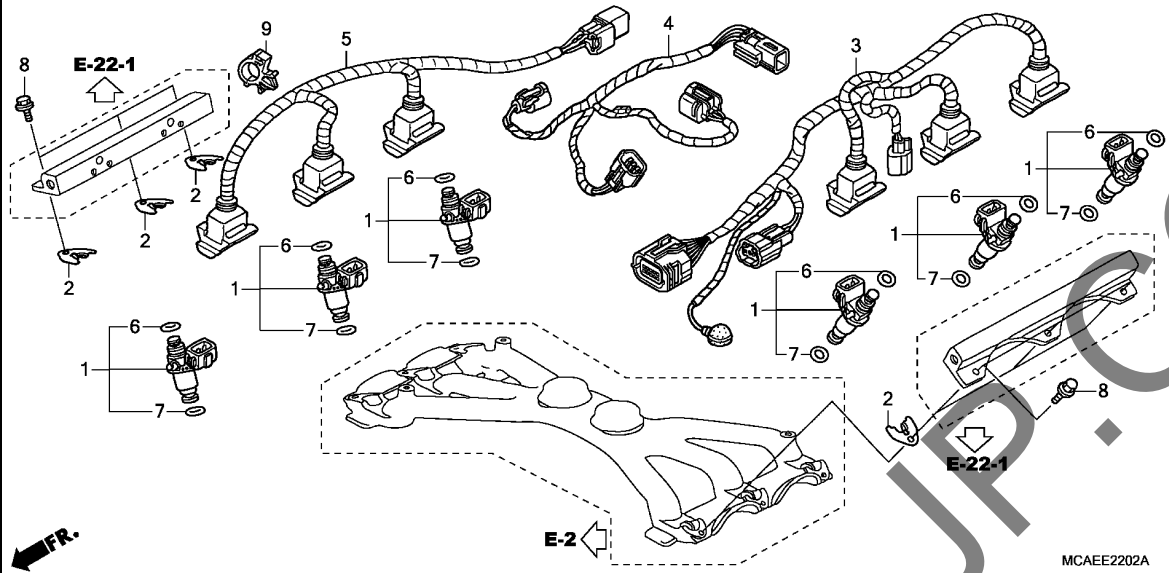
Ref. No.	Part No.	Description	Reqd. QTY			Serial No.	Parts catalogue code
			9	GL1800 A	C		
1	16450-MCA-013	INJECTOR ASSY., FUEL	6	6	6		
2	16451-MCA-000	CLIP, INJECTOR	6	6	6		
3	32104-MCA-A60	SUB HARNESS A, ENGINE	1	1	-		
	32104-MCA-S40	-	-	1		
4	32106-MCA-A60	SUB HARNESS, ENGINE	1	1	1		
5	32109-MCA-R30	SUB HARNESS, R. INJECTOR	1	1	-		
	32109-MCA-S40	-	-	1		
6	91301-PLC-000	O-RING, 7.47X3.6	6	6	6		
7	91302-PLC-000	O-RING, 7.85X3.53	6	6	6		
8	95701-06016-00	BOLT, FLANGE, 6X16	6	6	6		
9	53781-SEO-952	CLIP, RETURN HOSE	-	-	1		



E-22-2

INJECTOR

J13



Ref. No.	L.O.N.	(Relative ref. Number) Description	F.R.T.
+ 3	6111Q1B	.With airbag add	0.1
4	611142	SUB HARNESS, ENGINE	2.0
	611142G	.With airbag add	0.7
	6111R9	SUB HARNESS, ENGINE(A)	2.8
		.NOTE: '12- model	
	6111R9A	.With airbag add	0.1
5	6111F2	SUB HARNESS, INJECTOR :RIGHT ..	1.7
	6111F2B	.With navigation add	0.7
	6111Q2	SUB HARNESS, INJECTOR(A) :RIGHT	2.9
		.NOTE: '12- model	
	6111M5	SUB HARNESS, INJECTOR :BOTH ..	2.3
	6111M5B	.With navigation add	0.7
	6111Q3	SUB HARNESS, INJECTOR(A) :BOTH	4.3
		.NOTE: '12- model	
	6111Q3B	.With airbag add	0.1

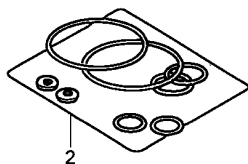
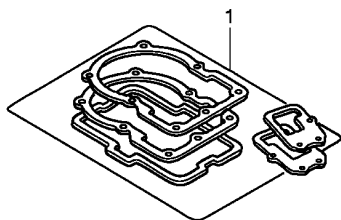
2

YUMBO JUMBO

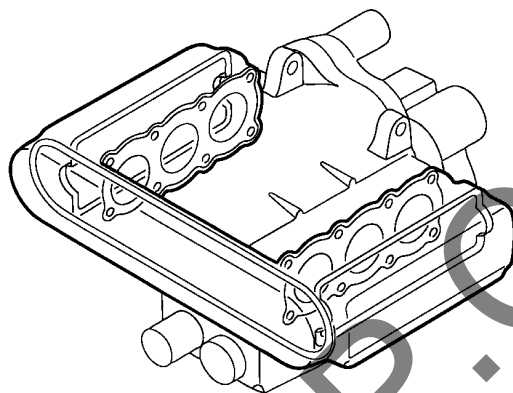
EOP-1

GASKET KIT A

J14



FR.



ENG1X0008B

Ref. L.O.N. (Relative ref. Number) F.R.T.
No. Description

NO INFORMATION

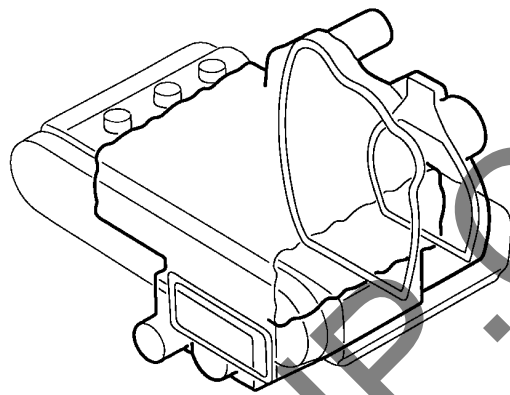
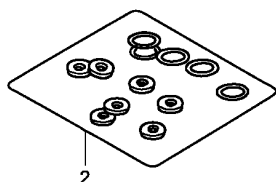
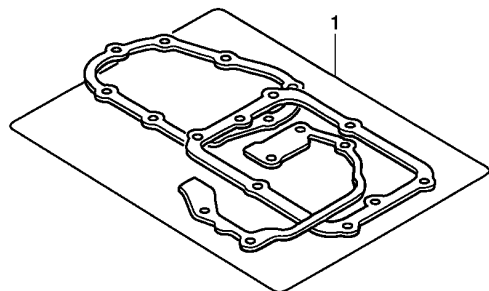
Ref. No.	Part No.	Description	Reqd. QTY			Serial No.	Parts catalogue code
			9	GL1800 A	C		
1	06113-MCA-D30	GASKET SHEET KIT A	1	1	-		
	12251-MCA-A61	GASKET, R. CYLINDER HEAD	1	1	-		
	12252-MCA-A61	GASKET, L. CYLINDER HEAD	1	1	-		
	12391-MCA-000	GASKET COMP., R. CYLINDER HEAD COVER	1	1	-		
	12491-MCA-000	GASKET COMP., L. CYLINDER HEAD COVER	1	1	-		
	14560-MY5-851	GASKET, TENSIONER LIFTER	2	2	-		
	17134-MCA-003	GASKET, INTAKE MANIFOLD	2	2	-		
	18291-MN5-650	GASKET, EX. PIPE	6	6	-		
	18392-MAM-000	PACKING B, MUFFLER	3	3	-		
	90543-MV9-670	RUBBER, MOUNTING	11	11	-		
2	06114-MCA-D30	WASHER O-RING KIT A	1	1	-		
	90442-397-000	WASHER, SEALING, 6MM	2	2	-		
	90454-MC7-000	WASHER, SPECIAL, 12MM	1	1	-		
	91302-MB0-013	O-RING, 32.95X2.62(CARAI)	1	1	-		
	91315-MCA-A00	SEAL, WATER PIPE	2	2	-		
	91316-MCA-A00	SEAL, WATER PIPE, 22.5MM	2	2	-		
	91317-MCA-A00	O-RING, 23X2.4	2	2	-		

2

EOP-2

GASKET KIT B

J15



ENG2X0008B

Ref. L.O.N. (Relative ref. Number) F.R.T.
No. Description

NO INFORMATION

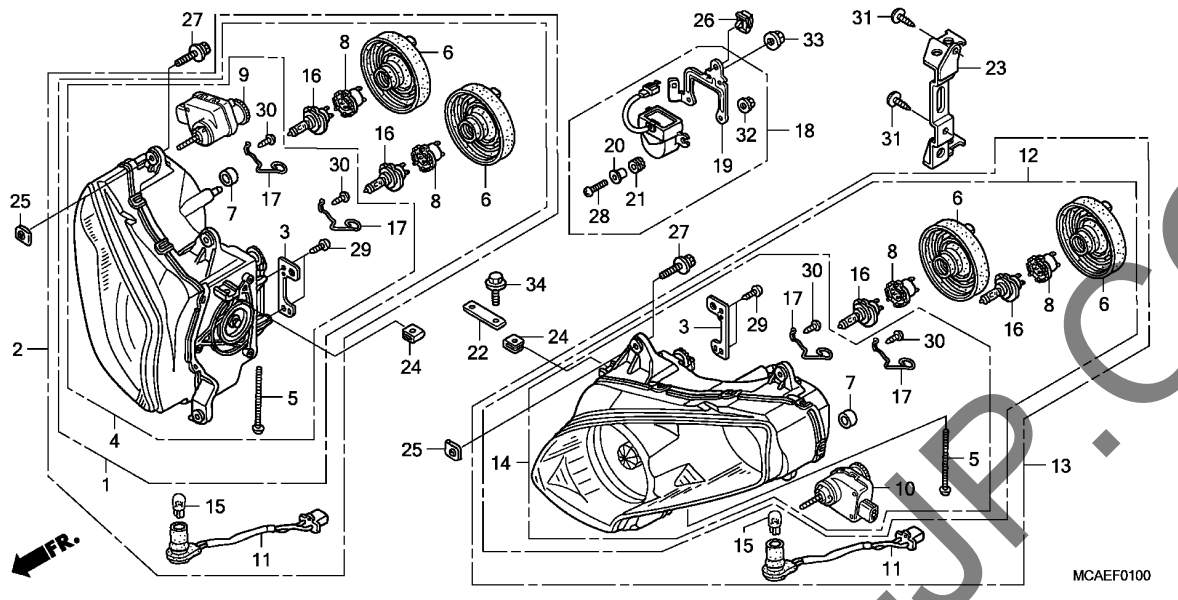
Ref. No.	Part No.	Description	Reqd. QTY			Serial No.	Parts catalogue code
			9	GL1800 A	C		
1	06115-MCA-000	GASKET SHEET KIT B	1	1	-		
	11351-MCA-000	GASKET, CLUTCH COVER	1	1	-		
	11391-MCA-000	GASKET, TRANSMISSION COVER ..	1	1	-		
	11524-MCA-000	GASKET, FR. COVER	1	1	-		
	21112-MCA-000	GASKET, RR. CASE	1	1	-		
2	06116-MCA-A40	WASHER O-RING KIT B	1	1	-		
	15154-MM5-000	PACKING, OIL STRAINER	1	1	-		
	31112-MCA-003	O-RING	1	1	-		
	51996-SA5-800	O-RING B	1	1	-		
	90441-MG8-000	WASHER, SEALING, 8MM	4	4	-		
	90443-MJ6-000	WASHER, NEUTRAL	1	1	-		
	91301-MG8-003	O-RING, 51.6X2.3(ARAI)	1	1	-		
	91301-ML7-003	O-RING, 48.1X3.6(ARAI)	1	1	-		
	91302-KE8-003	O-RING, 18X3(ARAI)	1	1	-		
	91302-MAL-601	O-RING, 18.1X3.6	1	1	-		
	91302-MG8-003	O-RING, 93.3X2.3(ARAI)	1	1	-		
	91304-MC7-003	O-RING B, 6.8X2.5(ARAI)	1	1	-		
	91304-MN5-003	O-RING, 63X3(ARAI)	1	1	-		
	91307-035-000	O-RING, 18X3	1	1	-		
	91308-MB0-003	O-RING, 5.7X2.2(ARAI)	1	1	-		
	91309-MN5-008	O-RING, 59.6X2.4	1	1	-		
	91313-MB0-003	O-RING, 14.7X2.2(ARAI)	2	2	-		
	91352-SA5-952	O-RING, 7.8X1.9(NOK)	1	1	-		
	94109-14000	WASHER, DRAIN PLUG, 14MM	1	1	-		

2

F-1

HEADLIGHT

K 1



Ref. No.	L.O.N.	(Relative ref. Number) Description	F.R.T.
2		(1) 6161A1 HEADLIGHT ASSEMBLY :RIGHT 6161A1C .With navigation add	1.4 0.7
4		6161A9 HEADLIGHT UNIT :RIGHT 6161A9C .With navigation add	1.5 0.7
9		6161M9 HEADLIGHT UNIT(A) :RIGHTNOTE: '12- model	2.8
9		6161U5 ADJUSTER UNIT, HEADLIGHT :RIGHT	0.6
		6161AK ADJUSTER UNIT, HEADLIGHT(A) :RIGHT	0.8
10		6161U4 ADJUSTER UNIT, HEADLIGHT :LEFT	0.6
		6161AJ ADJUSTER UNIT, HEADLIGHT(A) :LEFT	0.8
		.NOTE: '12- model	
		6161U6 ADJUSTER UNIT, HEADLIGHT :BOTH	0.8
		6160AL ADJUSTER UNIT, HEADLIGHT(A) :BOTH	1.0
		.NOTE: '12- model	
13		(12) 6161A0 HEADLIGHT ASSEMBLY :LEFT 6161A0C .With navigation add	1.4 0.7
		6161A2 HEADLIGHT ASSEMBLY :BOTH 6161A2C .With navigation add	1.5 0.7

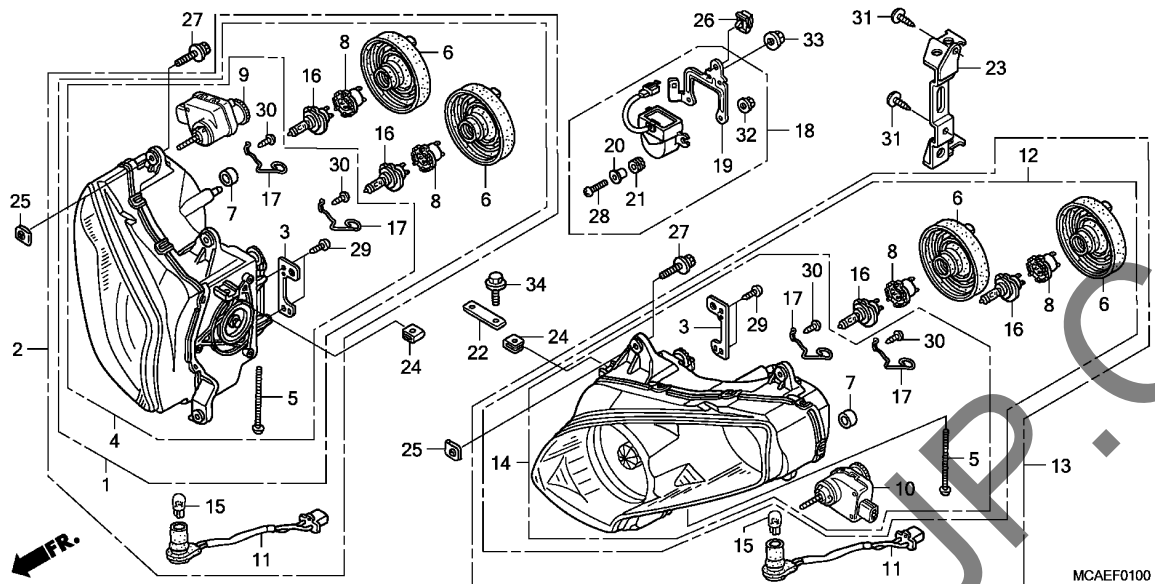
Ref. No.	Part No.	Description	Reqd. QTY			Serial No.	Parts catalogue code
			GL1800	A	C		
1	33100-MCA-A61	HEADLIGHT ASSY., R.	1	1	-	2NZ,2U,U	
2	33100-MCA-D31	HEADLIGHT ASSY., R.	1	1	-	2ED,2F,BR,ED,F,KO	
	33100-MCA-E31	1	1	-	3E,E,SI	
3	33101-MCA-A61	PLATE	2	2	2		
4	33102-MCA-D31	HEADLIGHT UNIT, R.	1	1	-	2ED,2F,BR,ED,F,KO	
	33102-MCA-A61	1	1	-	2NZ,2U,U	
	33102-MCA-E31	1	1	-	3E,E,SI	
	33102-MCA-B21	-	1	-	2ED,2F,ED,F,KO	
	33102-MCA-S41	-	1	-	2U,U	
	33102-MCA-B01	-	1	-	3E,E,SI	
5	33103-MCA-003	SCREW COMP., BEAM ADJUST	2	2	2		
6	33112-KPB-003	COVER, RUBBER	4	4	4		
7	33113-MBW-D21	PIPE, CP	6	6	6		
8	33130-MAT-611	SOCKET COMP., HEADLIGHT	4	4	4		
9	33130-MCA-003	ADJUSTER UNIT, R. HEADLIGHT	1	1	1		
10	33135-MCA-003	ADJUSTER UNIT, L. HEADLIGHT	1	1	1		
11	33140-MCA-D31	SOCKET COMP.	2	2	2	2ED,2F,3E,BR,E,ED,F,KO,SI	
12	33150-MCA-A61	HEADLIGHT ASSY., L.	1	1	-	2NZ,2U,U	
13	33150-MCA-D31	HEADLIGHT ASSY., L.	1	1	-	2ED,2F,BR,ED,F,KO	
	33150-MCA-E31	1	1	-	3E,E,SI	
14	33152-MCA-D31	HEADLIGHT UNIT, L.	1	1	-	2ED,2F,BR,ED,F,KO	
	33152-MCA-A61	1	1	-	2NZ,2U,U	
	33152-MCA-E31	1	1	-	3E,E,SI	
	33152-MCA-B21	-	1	-	2ED,2F,ED,F,KO	
	33152-MCA-S41	-	1	-	2U,U	
	33152-MCA-B01	-	1	-	3E,E,SI	
15	33301-SAO-741	BULB(12V 5W)(STANLEY)	2	2	2	2ED,2F,3E,BR,E,ED,F,KO,SI	

3

F-1

HEADLIGHT

K 2



Ref. No.	L.O.N.	(Relative ref. Number) Description	F.R.T.
14	6161A8	HEADLIGHT UNIT :LEFT	1.5
	6161A8C	.With navigation add	0.7
	6161M8	HEADLIGHT UNIT(A) :LEFT	2.8
		.NOTE: '12- model	
	6161B0	HEADLIGHT UNIT :BOTH	1.6
	6161B0C	.With navigation add	0.7
	6161N0	HEADLIGHT UNIT(A) :BOTH	2.9
		.NOTE: '12- model	
15	616182	BULB, POSITION LIGHT	0.1
		.NOTE: Same time for two units (6,8)	
16	6161F7	BULB, HEADLIGHT :LEFT	0.1
	6161F8	BULB, HEADLIGHT :RIGHT	0.1
	6161H4	BULB, HEADLIGHT :BOTH	0.2
	6161M3	BULB, HEADLIGHT(HI) :LEFT	0.2
	6161M3B	.Lower vent adjuster lever add	0.1
	6161AM	BULB, HEADLIGHT(HI)(A) :LEFT ..	0.3
		.NOTE: '12- model	
	6161M4	BULB, HEADLIGHT(HI) :RIGHT ...	0.2
	6161AN	BULB, HEADLIGHT(HI)(A) :RIGHT ..	0.3
		.NOTE: '12- model	
	6161S7	BULB, HEADLIGHT(HI) :BOTH	0.4
	6161S7B	.Lower vent adjuster lever add	0.1
	6161AP	BULB, HEADLIGHT(HI)(A) :BOTH ..	0.6
		.NOTE: '12- model	

MCAEF0100

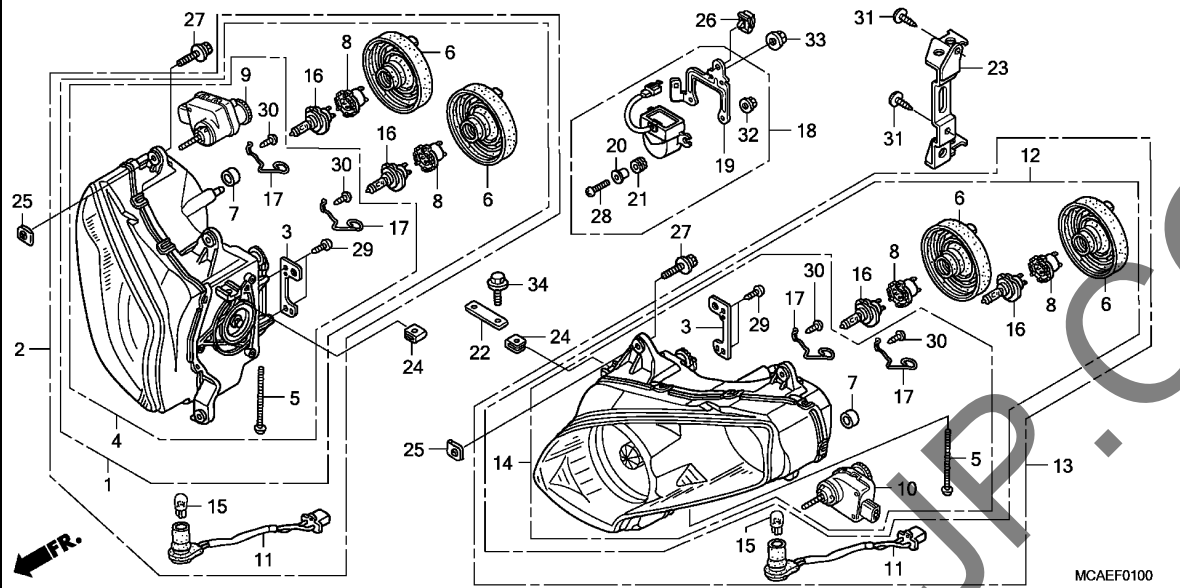
Ref. No.	Part No.	Description	Reqd. QTY			Serial No.	Parts catalogue code
			GL1800	A	C		
16	34901-MAT-611	BULB, HEADLIGHT(12V 55W)(H7) (STANLEY)	4	4	4		
17	34904-MCA-A61	SPRING, SUPPORTER	4	4	4		
18	35160-MCA-R31	SENSOR ASSY., BANK ANGLE	1	1	1		
	35160-MCA-S41	-	-	1		
19	35162-MCA-A61	PLATE, BANK ANGLE SENSOR	1	1	1		
20	35162-MN5-003	COLLAR	2	2	2		
21	35163-MN5-003	GROMMET	2	2	2		
22	64516-MCA-000	PLATE, UPPER HEADLIGHT	1	1	1		
23	83156-MCA-A80	STAY, AUTO CRUISE CONTROL	1	1	-	-----	2ED,2F,2NZ,2U,3E,BR,KO,SI
24	90301-SM4-901	NUT, SPRING, 6MM	2	2	2		
25	90305-SM4-000	NUT, AIR SPOILER CLIP	6	6	6		
26	90683-SB3-003	CLIP, WIRE HARNESS	1	1	1	-----	2ED,2F,2NZ,2U,3E,SI
27	93404-06025-07	BOLT-WASHER, 6X25	6	6	-		
	93404-06025-08	-	-	6		
28	93500-04020-0H	SCREW, PAN, 4X20	2	2	-		
	93401-04025-08	BOLT-WASHER, 4X25	-	-	2		
29	93901-34320	SCREW, TAPPING, 4X12	4	4	4		
30	93903-34210	SCREW, TAPPING, 4X10	4	4	4		
31	93913-25220	SCREW, TAPPING, 5X12(P0)	2	2	-	-----	2ED,2F,2NZ,2U,3E,BR,KO,SI
32	94050-04000	NUT, FLANGE, 4MM	2	2	2		
33	94050-05080	NUT, FLANGE, 5MM	2	2	2		
34	96001-06018-00	BOLT, FLANGE, 6X18	2	2	2		

3

F-1

HEADLIGHT

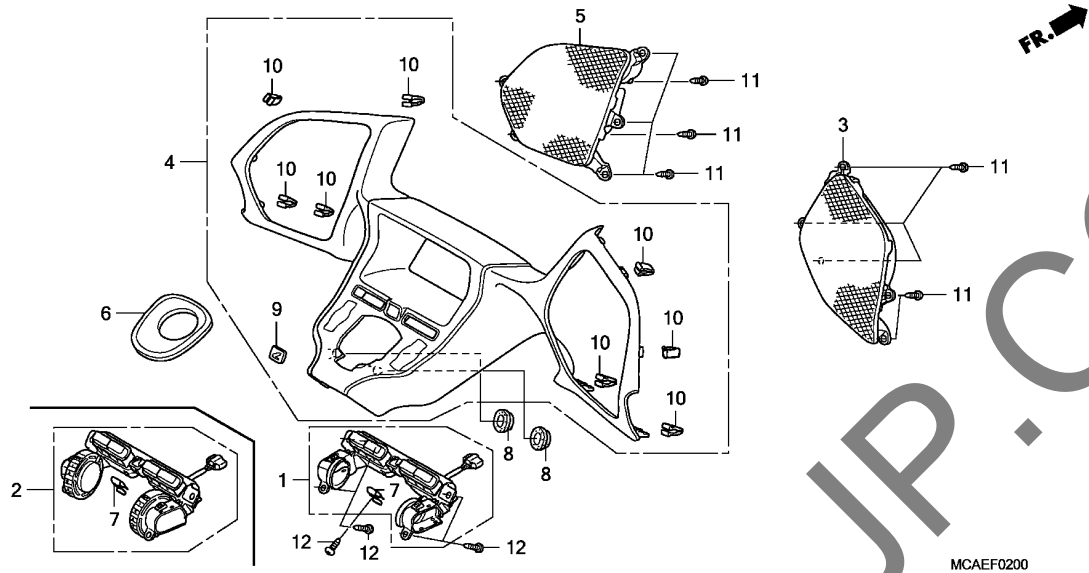
K 3



Ref. No.	L.O.N.	(Relative ref. Number) Description	F.R.T.
18	617125	SENSOR, BANK ANGLE	1.5
	617125C	.With navigation add	0.7
	6171ED	SENSOR, BANK ANGLE(A)	0.8
.NOTE: '12- model			

YUMBO.COM

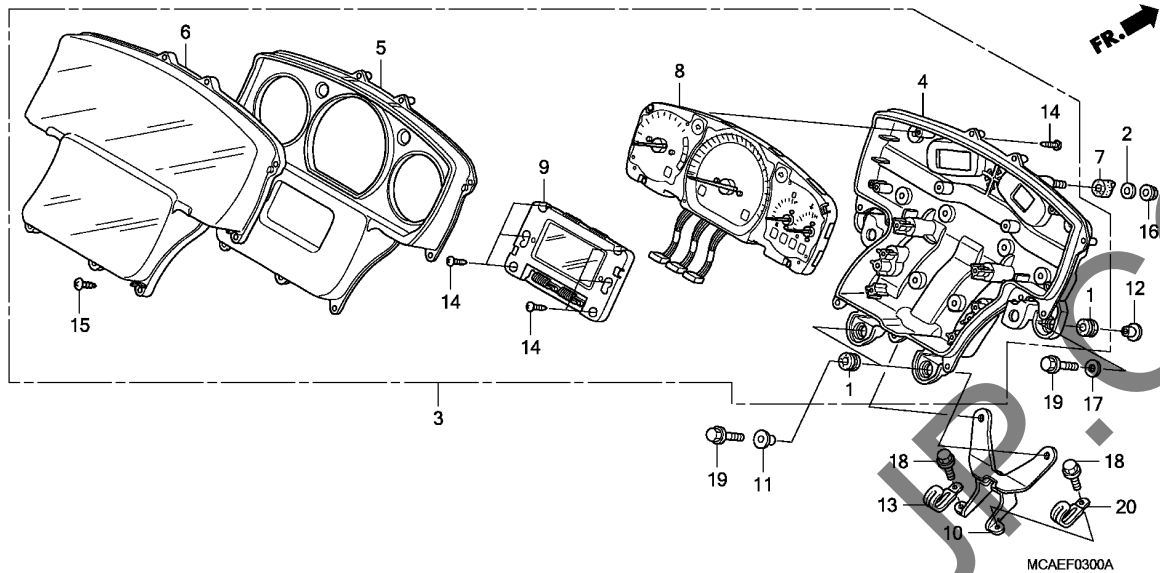
3



Ref. No.	L.O.N.	(Relative ref. Number) Description	F.R.T.
1		(2)	
	6151C0	SWITCH, METER	0.2
3	6191B3	COVER, SPEAKER :RIGHT	0.2
4	812140	PANEL, METER	0.2
5	6191B2	COVER, SPEAKER :LEFT	0.2
	6191B4	COVER, SPEAKER :BOTH	0.2
6	8121B8	COVER, COMBINATION SWITCH	0.1

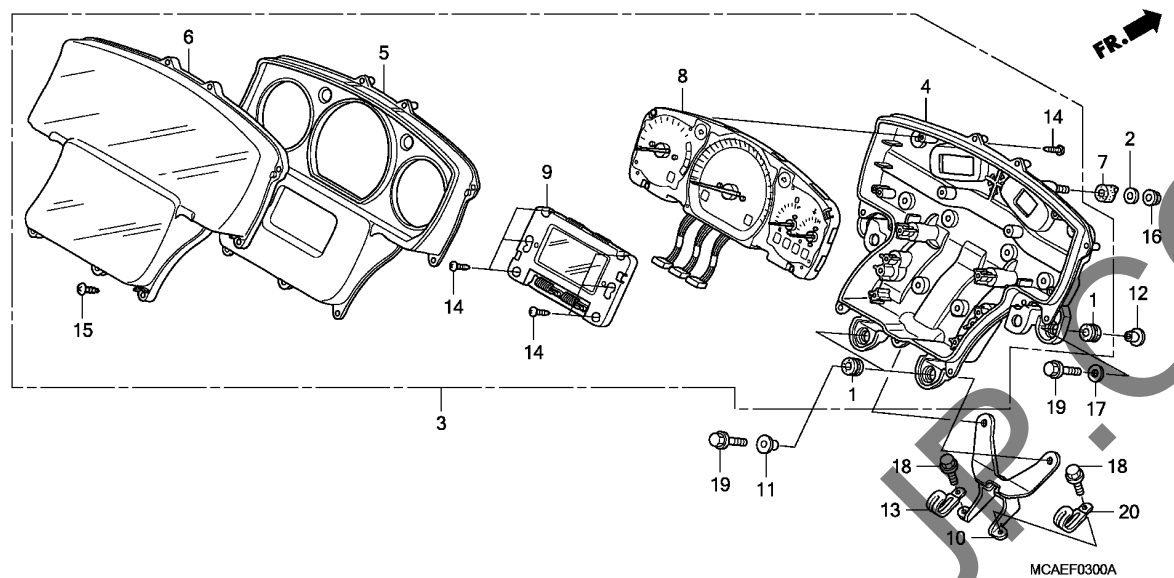
3

Ref. No.	Part No.	Description	Reqd. QTY			Serial No.	Parts catalogue code
			GL1800	A	C		
1	35400-MCA-A61	SWITCH ASSY., METER	1	1	-	-----	BR
2	35400-MCA-A71	SWITCH ASSY., METER & HEATER	1	1	1	-----	2ED,2F,2NZ,2U,3E,SI
	35400-MCA-H01	1	1	1	-----	E,ED,F,KO,U
3	64235-MCA-A60ZA	COVER ASSY., R. SPEAKER	1	1	1	-----	
	NH1BLACK	1	1	1	-----	
4	64240-MCA-A70ZA	PANEL ASSY., METER	1	1	1	-----	
	NH389MMAT BULLET SILVER	1	1	-	-----	2ED,2F,2NZ,2U,3E,SI
	64240-MCA-A60ZA	*NH389M*.....MAT BULLET SILVER	1	1	-	-----	BR
	64240-MCA-H00ZA	*NH389M*.....MAT BULLET SILVER	1	1	-	-----	E,ED,F,KO,U
	64240-MCA-S50ZA	*NH312M*	-	-	1	-----	2ED,2F,2U,3E,SI
	64240-MCA-S40ZA	MAT CYNOS GRAY METALLIC	-	-	1	-----	E,ED,F,KO,U
	NH312M	-	-	1	-----	
5	64245-MCA-A60ZA	COVER ASSY., L. SPEAKER	1	1	1	-----	
	NH1BLACK	1	1	1	-----	
6	64251-MCA-A60	COVER, COMBINATION SWITCH ...	1	1	1	-----	
7	66871-MV4-000	NUT, UPPER COWL	1	1	1	-----	
8	83551-GE2-000	GROMMET, AIR CLEANER CASE ...	2	2	2	-----	
9	86150-KPG-902	EMBLEM, PRODUCT(UJHARA)	1	1	1	-----	
10	90666-SDA-A01	CLIP, SNAP FITTING(PO) (NATURAL)	8	8	8	-----	
11	93903-24280	SCREW, TAPPING, 4X10	10	10	10	-----	
12	93903-24310	SCREW, TAPPING, 4X12	5	5	-	-----	
	93903-24410	SCREW, TAPPING, 4X16	-	-	5	-----	



Ref. No.	L.O.N.	(Relative ref. Number) Description	F.R.T.
3	8121A1	METER ASSY., COMBINATION	0.6
4	8121B3	CASE, METER	0.8
5	4131A3	PLATE, REFLECTING	0.6
6	8121B7	LENS, METER	0.6
8	8121A2	METER, COMBINATION	0.8
9	8121H2	INDICATOR, LCD	0.7

Ref. No.	Part No.	Description	Reqd. QTY			Serial No.	Parts catalogue code
			GL1800	A	C		
1	17251-KE8-690	GROMMET, AIR CLEANER CASE ...	4	4	4	-----	BR,E,ED,F,KO,U
2	17936-921-000	WASHER, PIVOT	1	1	1	-----	BR,E,ED,F,KO,U
3	37100-MCA-B61	METER ASSY., COMBINATION(KPH)	1	1	1	-----	BR,KO
	37100-MCA-E91	METER ASSY., COMBINATION	1	1	1	-----	E
	37100-MCA-D91	METER ASSY., COMBINATION(KPH)	1	1	1	-----	ED,F,U
	37100-MCA-B01	METER ASSY., COMBINATION	1	1	1	-----	E
	37100-MCA-B21	METER ASSY., COMBINATION(KPH)	1	1	1	-----	ED,F,U
	37100-MCA-881	METER ASSY., COMBINATION	1	1	1	-----	KO
4	37101-MCA-B41	CASE ASSY., UNDER	1	1	1	-----	BR,KO
	37101-MCA-A61	1	1	1	-----	E,ED,F,U
	37101-MCA-B41	1	1	1	-----	E,ED,F,KO,U
5	37102-MCA-H01	PLATE ASSY., REFLECTING	1	1	1	-----	BR,E,ED,F,KO,U
6	37103-MCA-A61	LENS	1	1	1	-----	BR,E,ED,F,KO,U
7	37109-MBG-000	RUBBER, METER SETTING	1	1	1	-----	BR,E,ED,F,KO,U
8	37110-MCA-B61	METER COMP., COMBINATION	1	1	1	-----	BR,KO
	37110-MCA-E91	1	1	1	-----	E
	37110-MCA-D91	1	1	1	-----	ED,F,U
	37110-MCA-B01	1	1	1	-----	E
	37110-MCA-B21	1	1	1	-----	ED,F,U
	37110-MCA-881	1	1	1	-----	KO
9	37230-MCA-B41	LCD COMP.	1	1	1	-----	BR,KO
	37230-MCA-E31	1	1	1	-----	E
	37230-MCA-D31	1	1	1	-----	ED,F,U
	37230-MCA-B01	1	1	1	-----	E
	37230-MCA-B21	1	1	1	-----	ED,F,KO,U
10	53133-MCA-A61	STAY COMP., METER MOUNTING ..	1	1	1	-----	BR,E,ED,F,KO,U



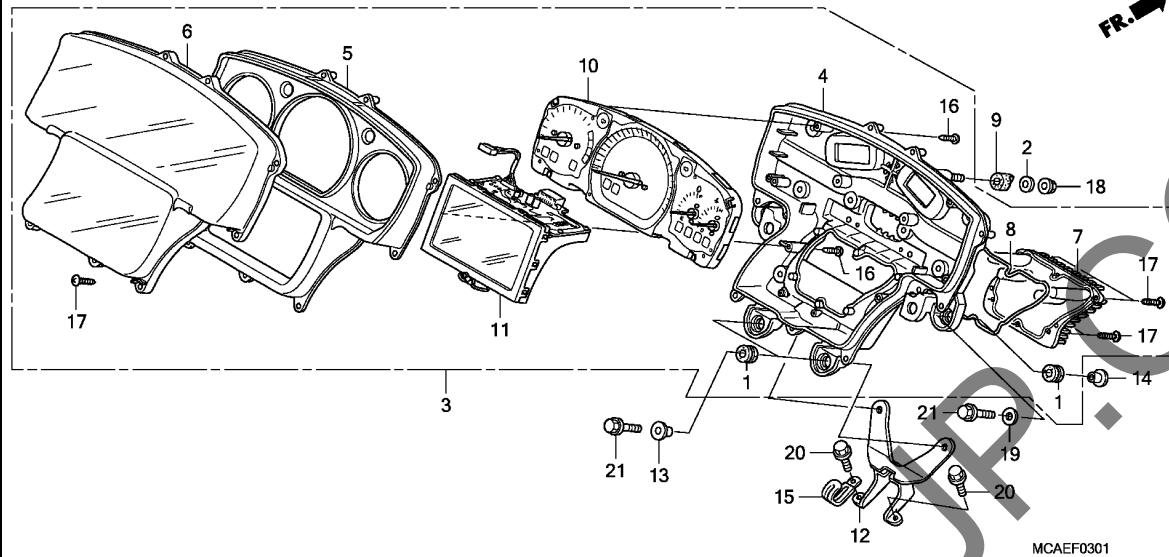
MCAEF0300A

Ref. No.	Part No.	Description	Reqd. QTY			Serial No.	Parts catalogue code
			9	GL1800 A	C		
11	90501-124-000	WASHER, FR. COVER SETTING	2	2	-	-----	BR,E,ED,F,KO,U
	90522-KF0-000	COLLAR, SIDE COVER SETTING	-	-	2	-----	E,ED,F,KO,U
12	90509-750-000	COLLAR, FUEL TANK	2	2	2	-----	BR,E,ED,F,KO,U
13	91406-166-000	CLIP, WIRE	1	1	-	-----	BR,KO
			-	-	1	-----	E,ED,F,KO,U
14	93903-22420	SCREW, TAPPING, 3X16	13	13	13	-----	BR,E,ED,F,KO,U
15	93903-24420	SCREW, TAPPING, 4X16	11	11	11	-----	BR,E,ED,F,KO,U
16	94050-06080	NUT, FLANGE, 6MM	1	1	1	-----	BR,E,ED,F,KO,U
17	94103-06000	WASHER, PLAIN, 6MM	2	2	2	-----	BR,E,ED,F,KO,U
18	96001-06010-07	BOLT, FLANGE, 6X10	2	2	2	-----	BR,E,ED,F,KO,U
19	96001-06020-00	BOLT, FLANGE, 6X20	4	4	4	-----	BR,E,ED,F,KO,U
20	91406-166-000	CLIP, WIRE	1	1	-	-----	E,ED,F,U

F-3-1

METER(NAVIGATION)

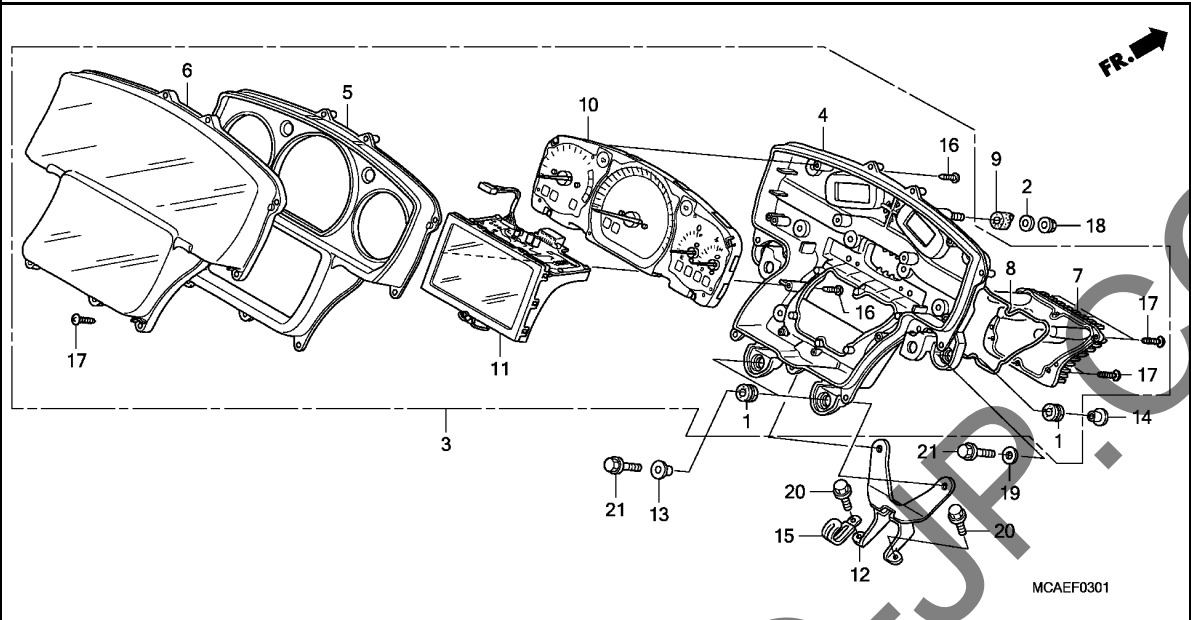
K 7



Ref. No.	L.O.N.	(Relative ref. Number) Description	F.R.T.
3	8121A5	METER ASSY., COMBINATION(A) ..	1.3
	8121J9	METER ASSY., COMBINATION(B) ..	1.4
		.NOTE: '12- model	
4	8121H8	CASE, METER(A)	1.6
	8121J7	CASE, METER(B)	1.7
		.NOTE: '12- model	
5	4131AS	PLATE, REFLECTING(A)	1.3
	4131GJ	PLATE, REFLECTING(B)	1.4
		.NOTE: '12- model	
6	8121H6	LENS, METER(A)	1.3
	8121K1	LENS, METER(B)	1.4
		.NOTE: '12- model	
10	8121H4	METER, COMBINATION(A)	1.5
	8121J8	METER, COMBINATION(B)	1.6
		.NOTE: '12- model	
11	8121H9	INDICATOR, LCD(A)	1.6
	8121K0	INDICATOR, LCD(B)	1.7
		.NOTE: '12- model	

Ref. No.	Part No.	Description	Reqd. QTY			Serial No.	Parts catalogue code
			GL1800	A	C		
1	17251-KE8-690	GROMMET, AIR CLEANER CASE ...	4	4	4	-----	2ED,2F,2NZ,2U,3E,SI
2	17936-921-000	WASHER, PIVOT	1	1	1	-----	2ED,2F,2NZ,2U,3E,SI
3	37100-MCA-Y01	METER ASSY., COMBINATION(KPH)	1	1	1	-----	2ED,2F,2NZ,2U,SI
	37100-MCA-S01	METER ASSY., COMBINATION	1	1	1	-----	3E
	37100-MCA-G21	METER ASSY., COMBINATION(KPH)	1	1	1	-----	2ED,2F,2U,SI
	37100-MCA-G01	METER ASSY., COMBINATION	1	1	1	-----	3E
4	37101-MCA-A81	CASE ASSY., UNDER	1	1	1	-----	2ED,2F,2NZ,2U,3E,SI
5	37102-MCA-H31	PLATE ASSY., REFLECTING	1	1	1	-----	2ED,2F,2NZ,2U,3E,SI
6	37103-MCA-H31	LENS	1	1	1	-----	2ED,2F,2NZ,2U,3E,SI
7	37104-MCA-H31	HEAT SINK	1	1	1	-----	2ED,2F,2NZ,2U,3E,SI
8	37105-MCA-H31	GASKET	1	1	1	-----	2ED,2F,2NZ,2U,3E,SI
9	37109-MBG-000	RUBBER, METER SETTING	1	1	1	-----	2ED,2F,2NZ,2U,3E,SI
10	37110-MCA-Y01	METER COMP., COMBINATION	1	1	1	-----	2ED,2F,2NZ,2U,SI
	37110-MCA-S01	1	1	1	-----	3E
	37110-MCA-G21	1	1	1	-----	2ED,2F,2U,SI
	37110-MCA-G01	1	1	1	-----	3E
11	37230-MCA-A81	LCD COMP.	1	1	1	-----	2ED,2F,2NZ,2U,3E,SI
	37230-MCA-S81	LCD ASSY., COLOR	1	1	1	-----	2ED,2F,2U,3E,SI
12	53133-MCA-A61	STAY COMP., METER MOUNTING ..	1	1	1	-----	2ED,2F,2NZ,2U,3E,SI
13	90501-124-000	WASHER, FR. COVER SETTING ...	2	2	2	-----	2ED,2F,2NZ,2U,3E,SI
	90522-KF0-000	COLLAR, SIDE COVER SETTING ..	2	2	2	-----	2ED,2F,2U,3E,SI
14	90509-750-000	COLLAR, FUEL TANK	2	2	2	-----	2ED,2F,2NZ,2U,3E,SI
15	91406-166-000	CLIP, WIRE	1	1	1	-----	2ED,2F,2NZ,2U,3E,SI
16	93903-22420	SCREW, TAPPING, 3X16	13	13	13	-----	2ED,2F,2NZ,2U,3E,SI

3



MCAEF0301

Ref. No.	Part No.	Description	Reqd. QTY			Serial No.	Parts catalogue code
			9	GL1800 A	C		

17	93903-24420	SCREW, TAPPING, 4X16	17	17	17	-----	2ED,2F,2NZ,2U,3E,SI
18	94050-06080	NUT, FLANGE, 6MM	1	1	1	-----	2ED,2F,2NZ,2U,3E,SI
19	94103-06000	WASHER, PLAIN, 6MM	2	2	2	-----	2ED,2F,2NZ,2U,3E,SI
20	96001-06010-07	BOLT, FLANGE, 6X10	2	2	2	-----	2ED,2F,2NZ,2U,3E,SI
21	96001-06020-00	BOLT, FLANGE, 6X20	4	4	4	-----	2ED,2F,2NZ,2U,3E,SI

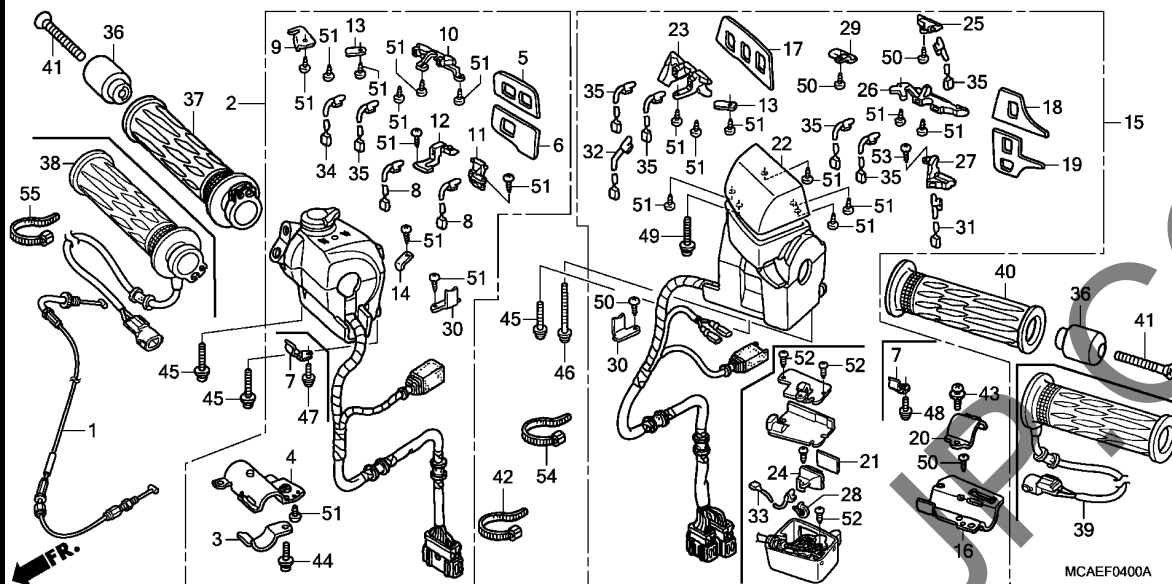
3

YUMBO.COM

F-4

HANDLE SWITCH

K 9



Ref. No.	L.O.N.	(Relative ref. Number) Description	F.R.T.
1	8111A2	CABLE A, THROTTLE	1.9
	8111A2B	.With airbag add	0.7
	8111F0	CABLE A, THROTTLE(A)	2.7
		.NOTE: '12- model	
	8111FOA	.With airbag add	0.1
2	615120	SWITCH, STARTER KILL	1.6
	615120E	.With navigation add	0.1
	6151G8	SWITCH, STARTER KILL(A)	1.7
		.NOTE: '12- model	
		(11,12)	
8	6151D7	BULB, RIGHT HANDLE SWITCH	
		:LOWER	0.5
		.NOTE: Same time for two units	
15	615118	SWITCH, WINKER	1.5
	615118D	.With airbag add	0.3
	615118E	.With navigation add	0.1
	6151G5	SWITCH, WINKER(A)	1.6
		.NOTE: '12- model	
	6151G5B	.With airbag add	0.4
		(27)	
31	6151D5	BULB, LEFT HANDLE SWITCH	
		:LOWER	0.5
		(23,25,26,35)	
32	6151D4	BULB, LEFT HANDLE SWITCH	
		:UPPER	0.7

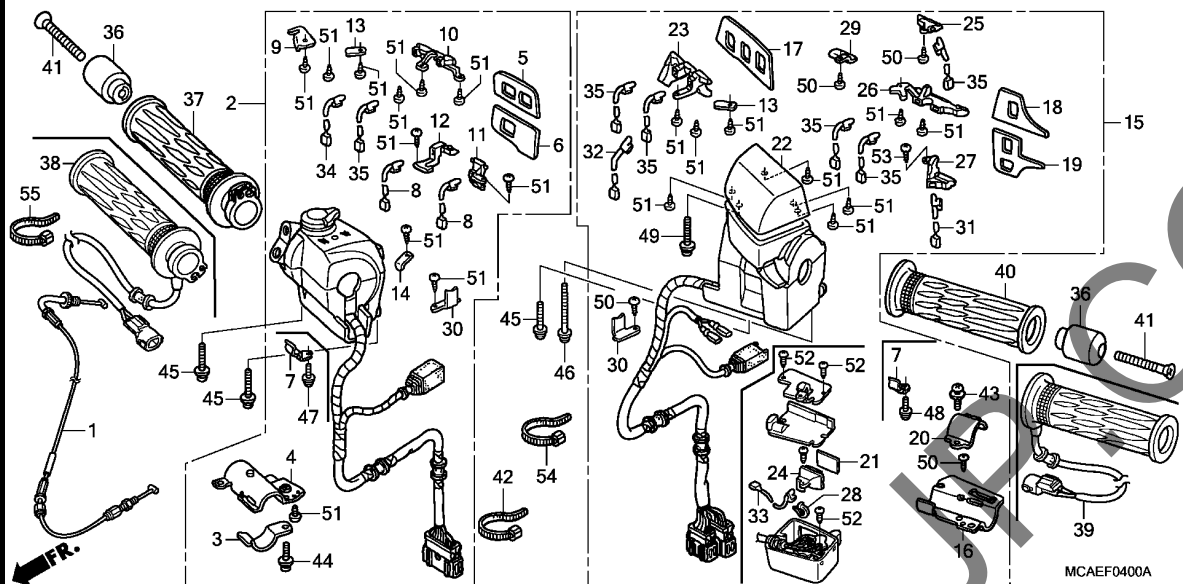
Ref. No.	Part No.	Description	Reqd. QTY			Serial No.	Parts catalogue code
			GL1800	A	C		
1	17910-MCA-A60	CABLE COMP. A, THROTTLE	1	1	1		
2	35130-MCA-R31	SWITCH ASSY., STARTER & STOP & CRUISE	1	1	1		2ED,2F,2NZ,2U,3E,E,ED,F,KO,SI,U
	35130-MCA-B61	1	1	1		BR
	35130-MCA-S41	1	1	1		
3	35132-MCA-003	PLATE A, KILL SWITCH SETTING	1	1	1		
4	35133-MCA-003	PLATE B, KILL SWITCH SETTING	1	1	1		
5	35134-MCA-A20	PLATE, ORNAMENT(A)	1	1	1		
6	35135-MCA-A20	PLATE, ORNAMENT(B)	1	1	1		
7	35135-MCA-A70	CLAMPER, CORD	2	2	2		2ED,2F,2NZ,2U,3E,E,ED,F,KO,SI,U
8	35139-MCA-A20	BULB COMP.	2	2	2		
9	35141-MCA-A20	CLAMP, CORD(A)	1	1	1		
10	35142-MCA-A20	LENS, R. UPPER	1	1	1		
11	35143-MCA-A20	LENS, R. LOWER(A)	1	1	1		
12	35144-MCA-A20	LENS, R. LOWER(B)	1	1	1		
13	35145-MCA-A20	CLAMP, CORD(B)	2	2	2		
14	35146-MCA-A20	CLAMP, CORD(D)	1	1	1		
15	35200-MCA-Y01	SWITCH ASSY., WINKER & AUDIO	1	1	1		2ED,2F,3E
	35200-MCA-711	1	1	1		2NZ,2U,SI
	35200-MCA-B61	1	1	1		BR
	35200-MCA-D91	1	1	1		E,ED,F
	35200-MCA-K21	1	1	1		KO,U
	35200-MCA-G21	-	-	1		2ED,2F,3E
	35200-MCA-V81	-	-	1		2U,SI
	35200-MCA-B21	-	-	1		E,ED,F
	35200-MCA-981	-	-	1		KO,U

3

F-4

HANDLE SWITCH

K10



Ref. No.	L.O.N.	(Relative ref. Number) Description	F.R.T.
+32		.NOTE: Same time for two units or more	
33		(24)	
6161X2		BULB, NAVIGATION SWITCH :HANDLE SIDE (10,35)	0.2
34		6151D6 BULB, RIGHT HANDLE SWITCH :UPPER	0.7
36		8101B3 WEIGHT, HANDLE :LEFT	0.1
		8101B4 WEIGHT, HANDLE :RIGHT	0.1
		8101B5 WEIGHT, HANDLE :BOTH	0.2
37		810150 GRIP, THROTTLE	0.4
38		8101A1 HEATER, HANDLE GRIP :RIGHT ...	1.5
		8101A1A .With airbag add	0.9
		8101A1B .With navigation add	0.7
		8101L8 HEATER, HANDLE GRIP(A) :RIGHT	3.7
		.NOTE: '12- model	
39		8101A0 HEATER, HANDLE GRIP :LEFT	1.2
		8101A0A .With airbag add	0.9
		8101A0B .With navigation add	0.7
		8101L7 HEATER, HANDLE GRIP(A) :LEFT	3.4
		.NOTE: '12- model	
		8101A2 HEATER, HANDLE GRIP :BOTH	1.8
		8101A2A .With airbag add	0.9
+		8101A2B .With navigation add	0.7

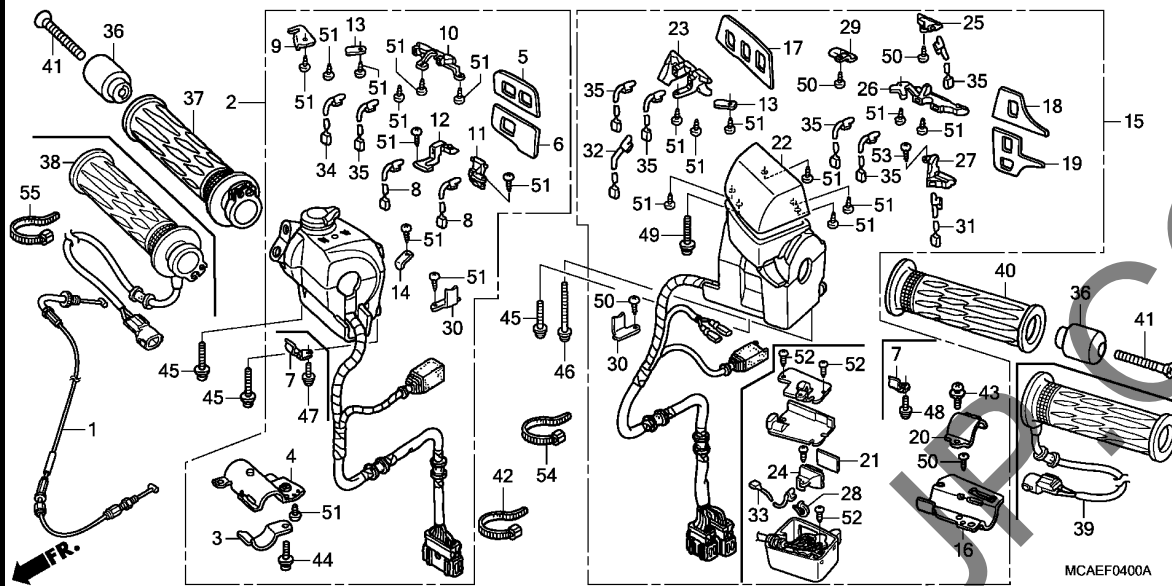
Ref. No.	Part No.	Description	Reqd. QTY			Serial No.	Parts catalogue code
			GL1800	A	C		
16	35202-MCA-003	PLATE SET A, WINKER	1	1	1		
17	35203-MCA-D10	PLATE, ORNAMENT (A)	1	1	1	----- 2ED,2F,3E,E,ED,F	
	35203-MCA-A20	1	1	1	----- 2NZ,2U,BR,KO,SI,U	
18	35205-MCA-A20	PLATE, ORNAMENT (C)	1	1	1		
	35205-MCA-S40	-	-	-		
19	35206-MCA-A20	PLATE, ORNAMENT (D)	1	1	1		
20	35207-MCA-003	PLATE SET B, WINKER	1	1	1		
21	35209-MCA-A70	PLATE, ORNAMENT (ZOOM & MAP/GUIDE)	1	1	1	----- 2ED,2F,2NZ,2U,3E,SI	
22	35211-MCA-A20	CASE, UPPER AUDIO	1	1	1		
23	35212-MCA-A20	LENS, AUDIO	1	1	1		
24	35212-MCA-A70	LENS, NAVIGATION	1	1	1	----- 2ED,2F,2NZ,2U,3E,SI	
25	35213-MCA-A20	LENS, WINKER (A)	1	1	1		
26	35214-MCA-A20	LENS, WINKER (B)	1	1	1		
27	35215-MCA-A20	LENS, LOWER	1	1	1		
28	35216-MCA-A70	BAND, WIRE HARNESS	1	1	1	----- 2ED,2F,2NZ,2U,3E,SI	
29	35217-MCA-A20	CLAMP, CORD (UPPER)	1	1	-		
	35217-MCA-S40	CLAMP, CORD	-	-	1		
30	35218-MCA-A20	CLAMP, CORD	2	2	2		
31	35219-MCA-A20	BULB COMP. (A) (T3)	1	1	1		
32	35220-MCA-A20	BULB COMP. (B) (T3)	1	1	1		
33	35222-MCA-A70	BULB COMP. (D) (T3)	1	1	1	----- 2ED,2F,2NZ,2U,3E,SI	
34	39206-MCA-013	BULB COMP. (C) (T3)	1	1	1		
35	39208-MCA-003	BULB COMP. (B) (T3)	6	6	6		
36	53105-MK4-620	WEIGHT, STEERING HANDLE	2	2	2		

3

F-4

HANDLE SWITCH

K11



Ref. No.	L.O.N.	(Relative ref. Number) Description	F.R.T.
+39	8101L9	HEATER, HANDLE GRIP(A) :BOTH .NOTE: '12- model	4.0
40	8101C0	GRIP, HANDLE :LEFT	0.1

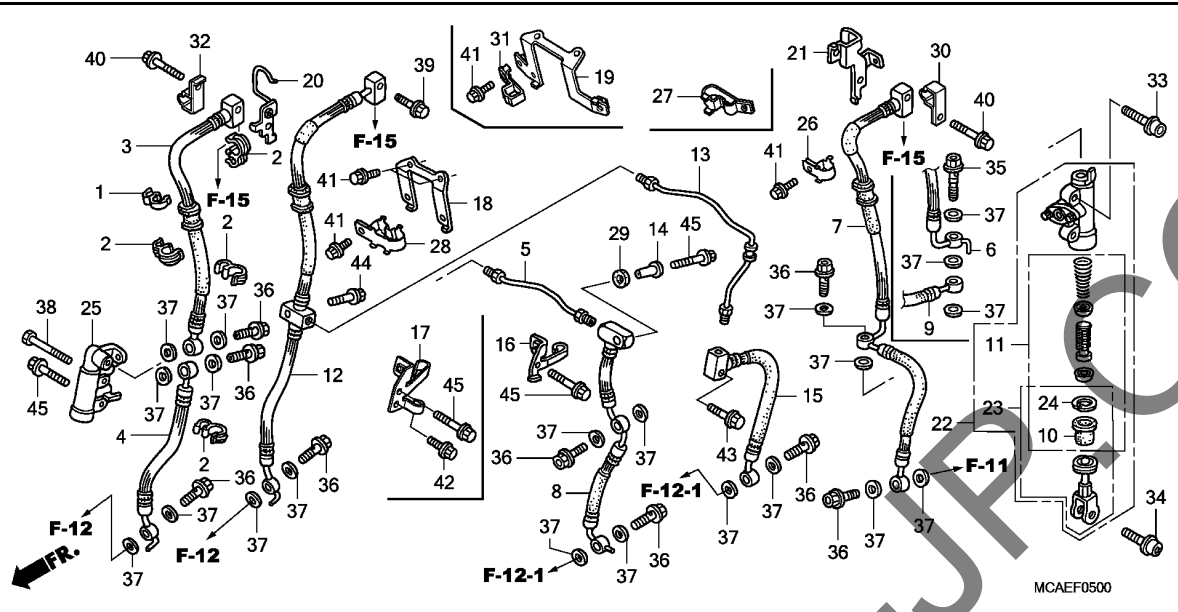
Ref. No.	Part No.	Description	Reqd. QTY			Serial No.	Parts catalogue code
			GL1800	A	C		
37	53145-MCA-000	GRIP COMP., R.	1	1		BR	
38	53165-MCA-A72	GRIP COMP., R. HEATED	1	1		2ED,2F,2NZ,2U,3E,E,ED,F,KO,SI,U	
39	53166-MCA-A73	GRIP COMP., L. HEATED	1	1		2ED,2F,2NZ,2U,3E,E,ED,F,KO,SI,U	
40	53166-MCA-000	GRIP, L. HANDLE	1	1		BR	
41	90191-KBG-000	SCREW, OVAL, 6X65	2	2	2		
42	90650-KV6-003	BAND, WIRE, 95MM	1	1			
43	93892-05010-08	SCREW-WASHER, 5X10	1	1	1		
44	93892-05020-08	SCREW-WASHER, 5X20	1	1	1		
45	93892-05025-07	SCREW-WASHER, 5X25	3	3	3		
46	93892-05045-07	SCREW-WASHER, 5X45	1	1	1		
47	93893-04008-17	SCREW-WASHER, 4X8	1	1	1	2ED,2F,2NZ,2U,3E,E,ED,F,KO,SI,U	
48	93893-04012-07	SCREW-WASHER, 4X12	1	1	1	2ED,2F,2NZ,2U,3E,SI	
	93893-04008-17	SCREW-WASHER, 4X8	1	1	1	E,ED,F,KO,U	
49	93893-05032-08	SCREW-WASHER, 5X32	1	1	1		
50	93901-32120	SCREW, TAPPING, 3X8	9	9	9		
51	93901-32220	SCREW, TAPPING, 3X10	32	32	32		
52	93901-32220	SCREW, TAPPING, 3X10	3	3	3	2ED,2F,2NZ,2U,3E,SI	
53	93901-32320	SCREW, TAPPING, 3X12	1	1	1		
54	90650-KV6-003	BAND, WIRE, 95MM	-	-	1		
55	90651-KV6-003	BAND, WIRE, 165MM(BLACK)	-	-	1		

3

F-5

DELAY VALVE

K12



Ref. No.	L.O.N.	(Relative ref. Number) Description	F.R.T.
3	712191	HOSE A, FRONT BRAKE SUB .INCLUDES: Bleed brakes	1.2
4	712192	HOSE B, FRONT BRAKE SUB .INCLUDES: Bleed brakes	0.6
5	712103	PIPE B, FRONT BRAKE SUB .INCLUDES: Bleed brakes	0.7
7	712193	HOSE C, FRONT BRAKE SUB .INCLUDES: Bleed brakes	1.3
8	7121A9	HOSE D, FRONT BRAKE SUB .INCLUDES: Bleed brakes	0.8
9	7121N7	HOSE G, FRONT BRAKE SUB .INCLUDES: Bleed brakes	0.8
11	7121H1	PISTON SET, FRONT BRAKE SECOND MASTER .INCLUDES: Bleed brakes	0.9
12	7121A7	HOSE B, FRONT BRAKE MAIN .INCLUDES: Bleed brakes	0.9
13	7121D0	PIPE B, FRONT BRAKE MAIN .INCLUDES: Bleed brakes	0.6
15	7121A8	HOSE C, FRONT BRAKE MAIN .INCLUDES: Bleed brakes	0.6
22	712107	CYLINDER, FRONT BRAKE SECOND MASTER .INCLUDES: Bleed brakes	0.8

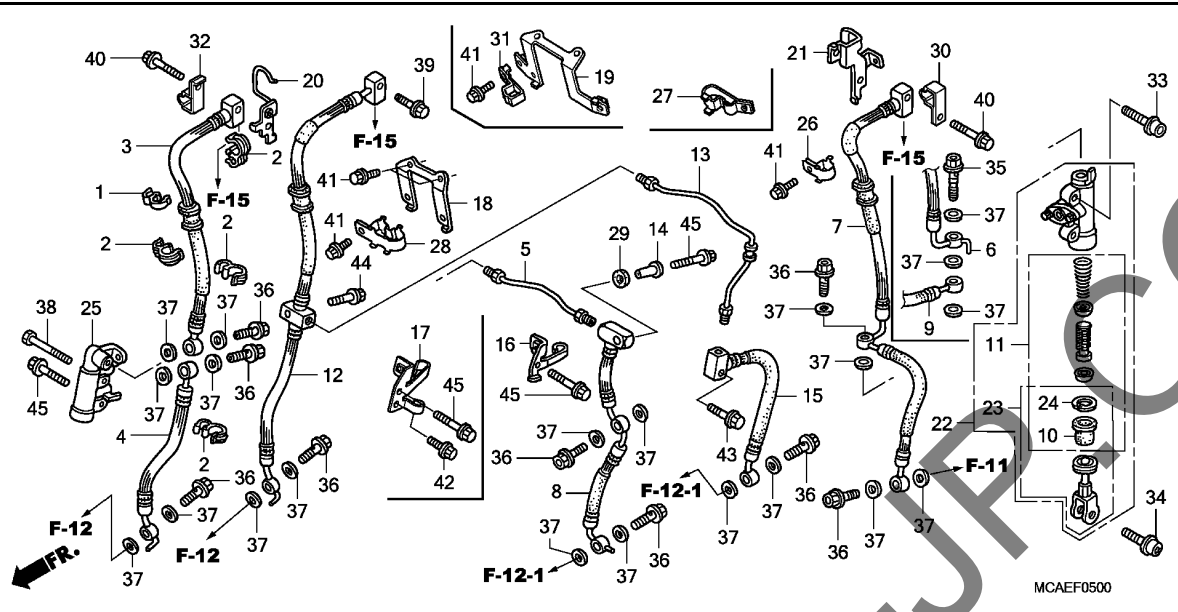
3

Ref. No.	Part No.	Description	Reqd. QTY			Serial No.	Parts catalogue code
			GL1800	A	C		
1	11152-KS4-003	CLAMP, PIPE	1	1	1		
2	17368-KV7-671	CLAMP, PIPE	3	3	3		2ED,2F,2NZ,2U,3E,BR,KO,SI E,ED,F,U
3	43322-MCA-003	SUB HOSE A, BRAKE	1	1	1		
4	43323-MCA-A81	SUB HOSE B, BRAKE	1	1	1		2ED,2F,2NZ,2U,3E,BR,KO,SI
	43323-MCA-003		1	1	1		E,ED,F,U
5	43324-MCA-000	SUB PIPE B, BRAKE	1	1	1		
6	43325-MCA-A81	SUB HOSE C, BRAKE	1	1	1		2ED,2F,2NZ,2U,3E,BR,KO,SI
7	43325-MCA-003	SUB HOSE C, BRAKE	1	1	1		E,ED,F,U
8	43328-MCA-A81	SUB HOSE D, BRAKE	1	1	1		2ED,2F,2NZ,2U,3E,BR,KO,SI
	43328-MCA-003		1	1	1		E,ED,F,U
9	43333-MCA-A81	SUB HOSE G, BRAKE	1	1	1		2ED,2F,2NZ,2U,3E,BR,KO,SI
10	43504-MB2-006	BOOT COMP.	1	1	1		
11	43520-MAJ-G42	PISTON SET, MASTER CYLINDER	1	1	1		
12	45127-MCA-A81	MAIN HOSE B, FR. BRAKE	1	1	1		2ED,2F,2NZ,2U,3E,BR,KO,SI
	45127-MCA-003		1	1	1		E,ED,F,U
13	45128-MCA-A80	MAIN PIPE B, FR. BRAKE	1	1	1		2ED,2F,2NZ,2U,3E,BR,KO,SI
	45128-MCA-000		1	1	1		E,ED,F,U
14	45129-MAE-000	COLLAR, FR. BRAKE HOSE	1	1	1		
15	45129-MCA-A81	MAIN HOSE C, FR. BRAKE	1	1	1		2ED,2F,2NZ,2U,3E,BR,KO,SI
	45129-MCA-003		1	1	1		E,ED,F,U
16	45156-MCA-A20	STAY, FR. BRAKE PIPE	1	1	1		E,ED,F,U
17	45156-MCA-A80	STAY, FR. BRAKE PIPE	1	1	1		2ED,2F,2NZ,2U,3E,BR,KO,SI
18	45159-MCA-A20	STAY, FR. BRAKE HOSE CLAMP	1	1	1		E,ED,F,U
19	45159-MCA-A80	STAY, FR. BRAKE HOSE CLAMP	1	1	1		2ED,2F,2NZ,2U,3E,BR,KO,SI
20	45161-MCA-000	STAY COMP., R. FR. BRAKE HOSE	1	1	1		

F-5

DELAY VALVE

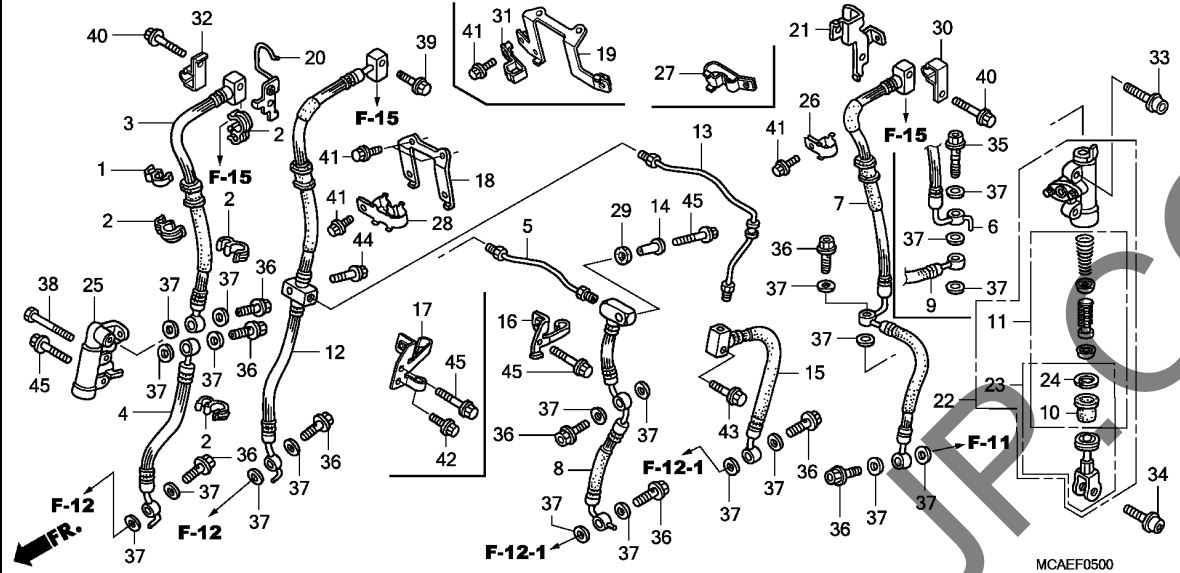
K13



Ref. No.	L.O.N.	(Relative ref. Number) Description	F.R.T.
25	712165	VALVE, DELAY INCLUDES: Bleed brakes	0.8

Ref. No.	Part No.	Description	Reqd. QTY			Serial No.	Parts catalogue code
			9	GL1800 A	C		
21	45162-MCA-000	STAY, L. FR. BRAKE HOSE	1	1	1		
22	45600-MCC-016	CYLINDER ASSY., SECOND MASTER	1	1	1		
23	45630-MAT-016	JOINT SET, BRAKE ROD	1	1	1		
24	46182-MEL-D21	CIRCLIP	1	1	1		
25	46300-MCA-016	VALVE ASSY., DELAY	1	1	1		
26	52115-MCA-A20	CLAMPER A, BRAKE HOSE	1	1	1	-----	E,ED,F,U
27	52115-MCA-A80	CLAMPER, BRAKE HOSE	1	1	1	-----	2ED,2F,2NZ,2U,3E,BR,KO,SI
28	52116-MCA-A20	CLAMPER B, BRAKE HOSE	1	1	1		
29	77218-GB2-720	RUBBER, SEAT HINGE	1	1	1		
30	77497-MCA-A80	CLAMPER, G SENSOR CORD(E) ...	1	1	1	-----	2ED,2F,2NZ,2U,3E,BR,KO,SI
31	77498-MCA-A80	CLAMPER, G SENSOR CORD(C) ...	1	1	1	-----	2ED,2F,2NZ,2U,3E,BR,KO,SI
32	77499-MCA-A80	CLAMPER, G SENSOR CORD(D) ...	1	1	1	-----	2ED,2F,2NZ,2U,3E,BR,KO,SI
33	90102-MCA-A80	BOLT, FLANGE SOCKET, 8X27 ...	2	2	2	-----	2ED,2F,2NZ,2U,3E,BR,KO,SI
	90133-MAT-000	BOLT, FLANGE SOCKET, 8X32 ...	2	2	2	-----	E,ED,F,U
34	90134-MAT-000	BOLT, TORX, 8X25	1	1	1		
35	90145-MR8-014	BOLT, OIL, 10X34	1	1	1	-----	2ED,2F,2NZ,2U,3E,BR,KO,SI
36	90145-MS9-612	BOLT, OIL, 10X22	8	8	8	-----	2ED,2F,2NZ,2U,3E,BR,KO,SI
			9	9	9	-----	E,ED,F,U
37	90545-300-000	WASHER, OIL BOLT	19	19	19	-----	2ED,2F,2NZ,2U,3E,BR,KO,SI
			18	18	18	-----	E,ED,F,U
38	93201-06045-06	BOLT, HEX., 6X45	1	1	1		
39	95801-06025-07	BOLT, FLANGE, 6X25	1	1	1		
40	95801-06030-07	BOLT, FLANGE, 6X30	2	2	2		
41	96001-06012-07	BOLT, FLANGE, 6X12	5	5	5	-----	2ED,2F,2NZ,2U,3E,BR,KO,SI
			4	4	4	-----	E,ED,F,U

3



Ref. No.	Part No.	Description	Reqd. QTY			Serial No.	Parts catalogue code
			9	GL1800 A	C		
42	96001-06016-07	BOLT, FLANGE, 6X16	1	1	1	-----	2ED,2F,2NZ,2U,3E,BR,KO,SI
43	96001-06025-00	BOLT, FLANGE, 6X25	1	1	1		
44	96001-06025-07	BOLT, FLANGE, 6X25	1	1	1		
45	96001-06030-07	BOLT, FLANGE, 6X30	3	3	3		

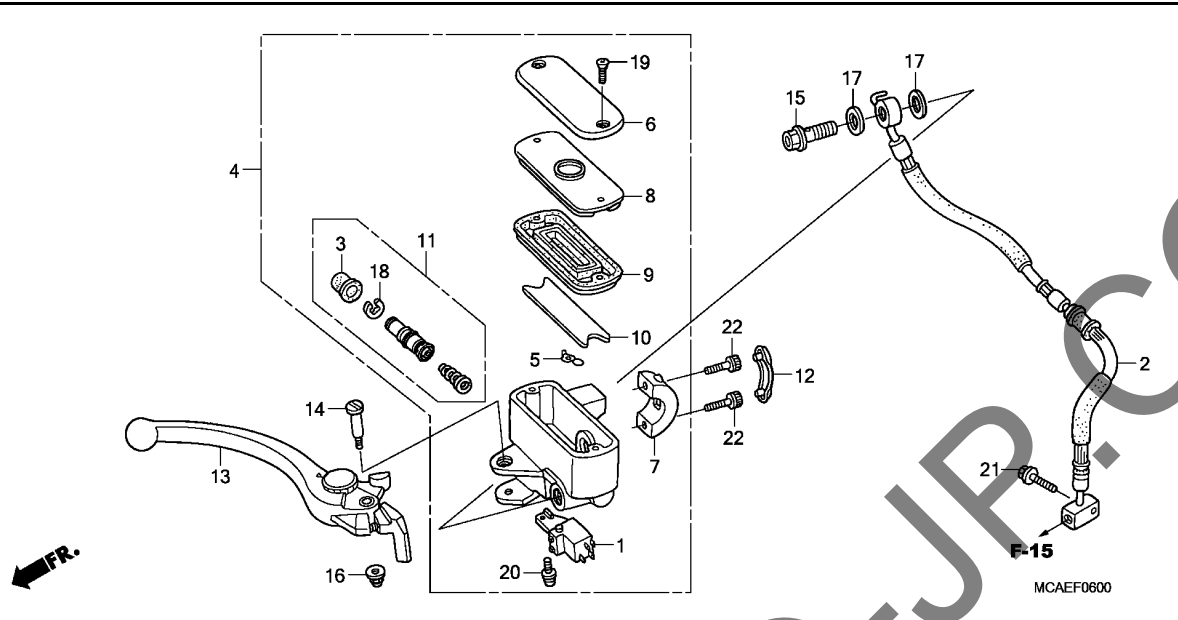
3

YUMBO.COM

F-6

FRONT BRAKE MASTERCYLINDER

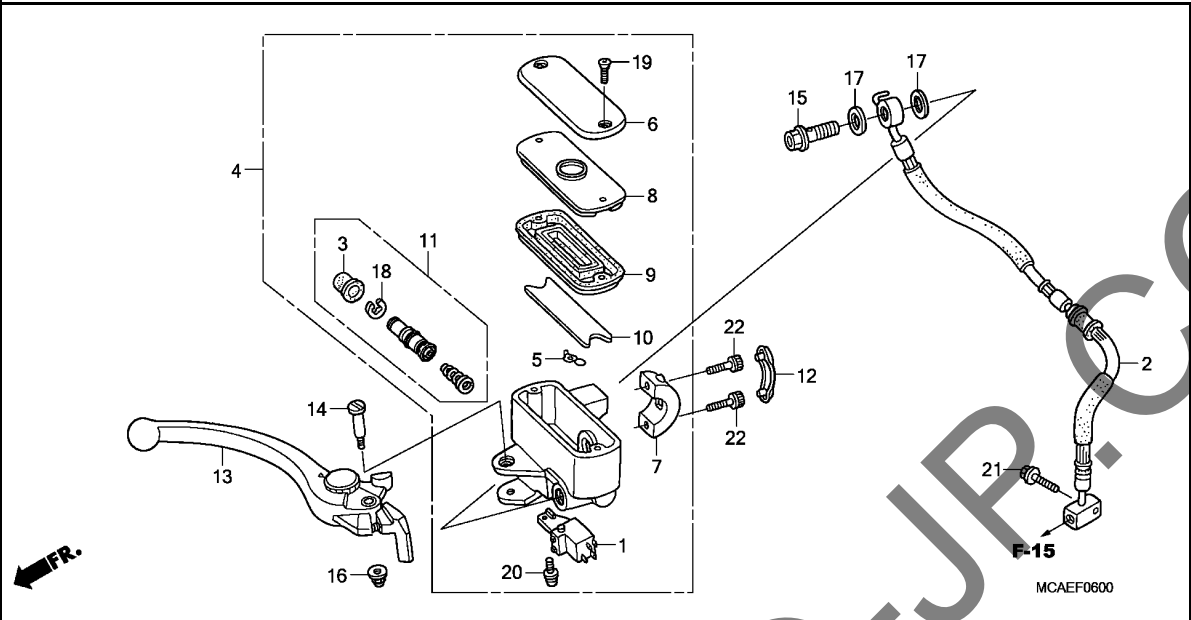
K15



Ref. No.	L.O.N.	(Relative ref. Number) Description	F.R.T.
1	6151B1	SWITCH, FRONT STOP & CRUISE ..	0.1
2	7121A6	HOSE A, FRONT BRAKE MAIN	1.3
		.INCLUDES: Bleed brakes	
	7121A6C	.With navigation add	0.7
	7121A6D	.With navigation add(A)	0.8
		.NOTE: '12- model	
4	712105	CYLINDER, FRONT BRAKE MASTER ..	0.5
		.INCLUDES: Bleed brakes	
9	7121G6	DIAPHRAGM, FRONT BRAKE MASTER CYLINDER	0.1
11	7121G9	PISTON SET, FRONT BRAKE MASTER ..	0.5
		.INCLUDES: Bleed brakes	
13	8101C7	LEVER, HANDLE :RIGHT	0.1
	8101F5	LEVER, HANDLE :BOTH	0.2

Ref. No.	Part No.	Description	Reqd. QTY			Serial No.	Parts catalogue code
			9	GL1800 A	C		
1	35340-MCA-000	SWITCH ASSY., FR. STOP & CRUISE	1	1	-		
	35340-MCA-S41	-	-	1		
2	45124-MCA-003	MAIN HOSE A, FR. BRAKE	1	1	1		
3	45504-410-003	BOOT COMP.	1	1	1		
4	45510-MCA-006	CYLINDER SUB ASSY., FR. MASTER (NISSIN)	1	1	-		
	45510-MCA-S41	CYLINDER SUB ASSY., FR. BRAKE MASTER(NISSIN)	-	-	1		
5	45512-MA6-006	PROTECTOR	1	1	1		
6	45513-MAM-A61	CAP, MASTER CYLINDER	1	1	1		
7	45517-MAM-A62	HOLDER, MASTER CYLINDER	1	1	1		
8	45518-MM5-006	PLATE, DIAPHRAGM	1	1	1		
9	45520-MM5-006	DIAPHRAGM	1	1	1		
10	45523-MN5-006	FLOAT, FR. MASTER CYLINDER (NISSIN)	1	1	1		
11	45530-MCA-006	PISTON SET, FR. MASTER CYLINDER	1	1	1		
12	45553-MAM-A60	CAP, BRAKE MASTER CYLINDER HOLDER	1	1	1		
13	53170-MCA-006	LEVER ASSY., R. HANDLE	1	1	1		
14	90114-MG9-951	BOLT, HANDLE LEVER	1	1	1		
15	90145-MS9-612	BOLT, OIL, 10X22	1	1	1		
16	90202-ZV0-000	NUT, CAP, 6MM	1	1	1		
17	90545-300-000	WASHER, OIL BOLT	2	2	2		
18	90651-MA5-671	CIRCLIP	1	1	1		

3

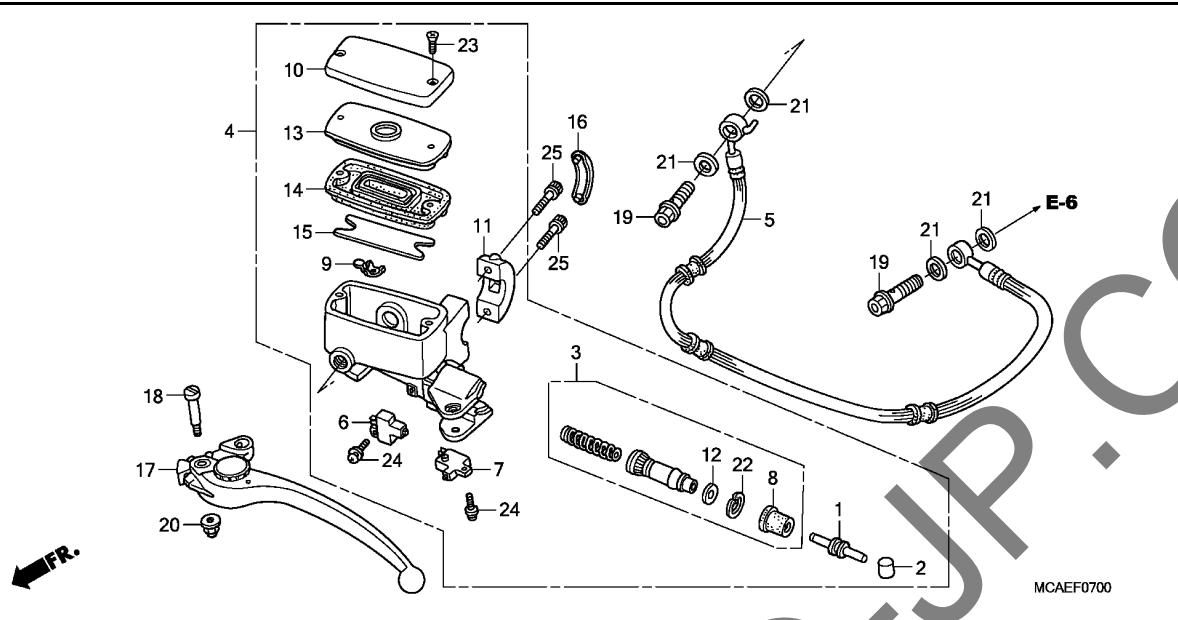


Ref. No.	Part No.	Description	Reqd. QTY			Serial No.	Parts catalogue code
			9	GL1800 A	C		

19	93600-04012-1G	SCREW, FLAT, 4X12	2	2	2		
20	93893-04012-17	SCREW-WASHER, 4X12	1	1	1		
21	95801-06025-07	BOLT, FLANGE, 6X25	1	1	1		
22	96600-06020-17	BOLT, SOCKET, 6X20	2	2	2		

3

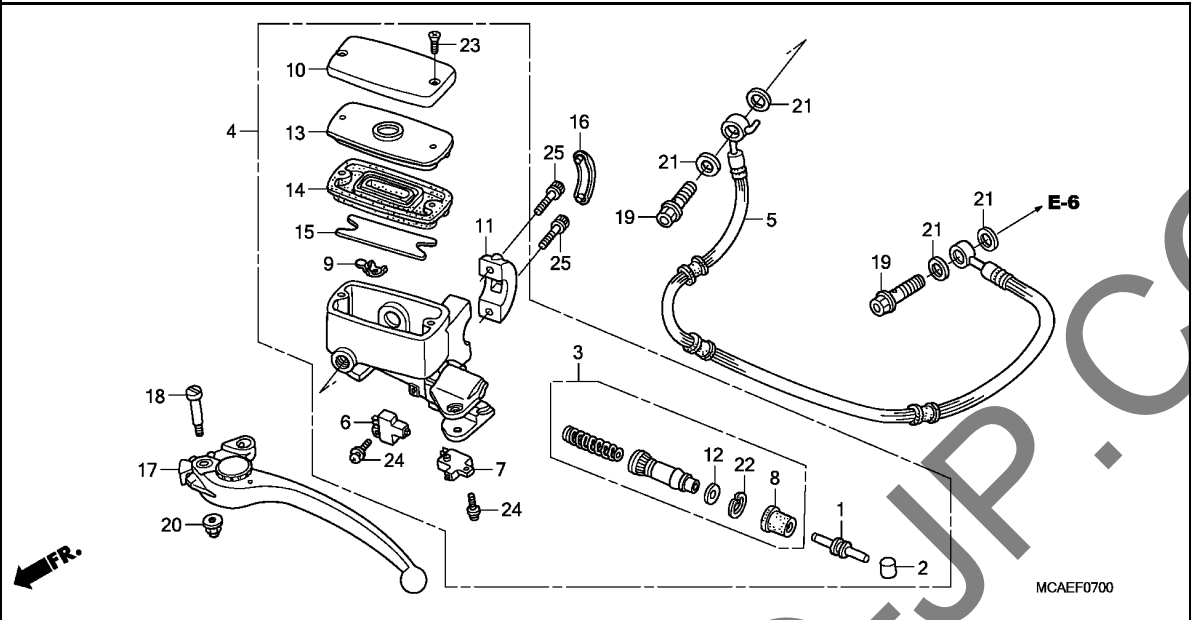
YUMBO-UP.COM



Ref. No.	L.O.N.	(Relative ref. Number) Description	F.R.T.
3	2121B3	PISTON, CLUTCH MASTER CYLINDER .INCLUDES: Air bleeding	0.5
4	712150	CYLINDER, CLUTCH MASTERINCLUDES: Air bleeding	0.5
5	712155	HOSE, CLUTCHINCLUDES: Air bleeding	2.0
	712155C	.With navigation add	0.7
	7121Q6	HOSE, CLUTCH(A)INCLUDES: Air bleeding	3.2
		.NOTE: '12- model	
6	6151A9	SWITCH, CLUTCH	0.1
7	6151B0	SWITCH, CLUTCH CRUISE	0.1
14	7121G8	DIAPHRAGM, CLUTCH MASTER CYLINDER	0.1
17	8101C6	LEVER, HANDLE :LEFT	0.1
	8101F5	LEVER, HANDLE :BOTH	0.2

Ref. No.	Part No.	Description	Reqd. QTY			Serial No.	Parts catalogue code
			GL1800	A	C		
1	22884-MB0-006	ROD, PUSH	1	1	1		
2	22885-MB0-006	BUSH	1	1	1		
3	22886-MCA-006	PISTON SET, MASTER	1	1	1		
4	22890-MCA-006	CYLINDER SUB ASSY., CLUTCH MASTER(NISSIN)	1	1	1		
	22890-MCA-S41	-	-	1		
5	22900-MCA-000	HOSE COMP., CLUTCH	1	1	1		
6	35330-MB0-003	SWITCH ASSY., CLUTCH	1	1	1		
7	35335-MG9-951	SWITCH ASSY., CLUTCH CRUISE (TOYO)	1	1	1		
8	45504-410-003	BOOT COMP.	1	1	1		
9	45512-MA6-006	PROTECTOR	1	1	1		
10	45513-MAM-A61	CAP, MASTER CYLINDER	1	1	1		
11	45517-MAM-A62	HOLDER, MASTER CYLINDER	1	1	1		
12	45518-MB0-006	PLATE, STOPPER	1	1	1		
13	45518-MM5-006	PLATE, DIAPHRAGM	1	1	1		
14	45520-MM5-006	DIAPHRAGM	1	1	1		
15	45523-MN5-006	FLOAT, FR. MASTER CYLINDER (NISSIN)	1	1	1		
16	45553-MAM-A60	CAP, BRAKE MASTER CYLINDER HOLDER	1	1	1		
17	53180-MCA-006	LEVER ASSY., L. HANDLE	1	1	1		
18	90114-MG9-951	BOLT, HANDLE LEVER	1	1	1		
19	90145-MS9-612	BOLT, OIL, 10X22	2	2	2		
20	90202-ZV0-000	NUT, CAP, 6MM	1	1	1		



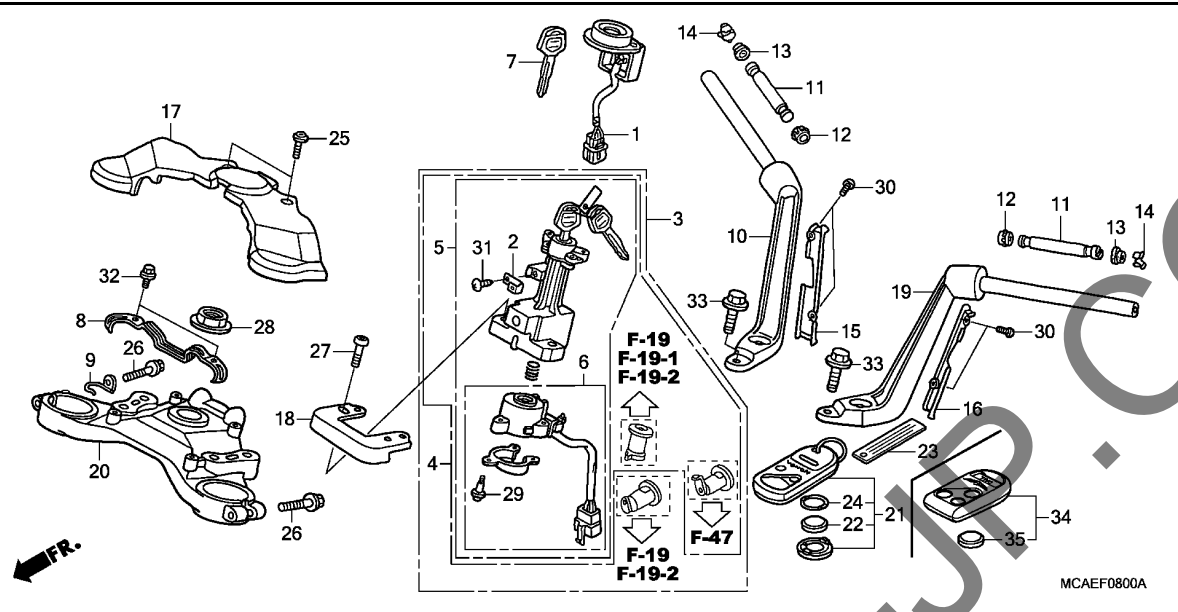


Ref. No.	Part No.	Description	Reqd. QTY			Serial No.	Parts catalogue code
			9	GL1800 A	C		

21	90545-300-000	WASHER, OIL BOLT	4	4	4		
22	90651-377-003	CIRCLIP, INTERNAL, 18MM	1	1	1		
23	93600-04012-1G	SCREW, FLAT, 4X12	2	2	2		
24	93893-04012-17	SCREW-WASHER, 4X12	2	2	2		
25	96600-06020-17	BOLT, SOCKET, 6X20	2	2	2		

3

YUMBO.COM



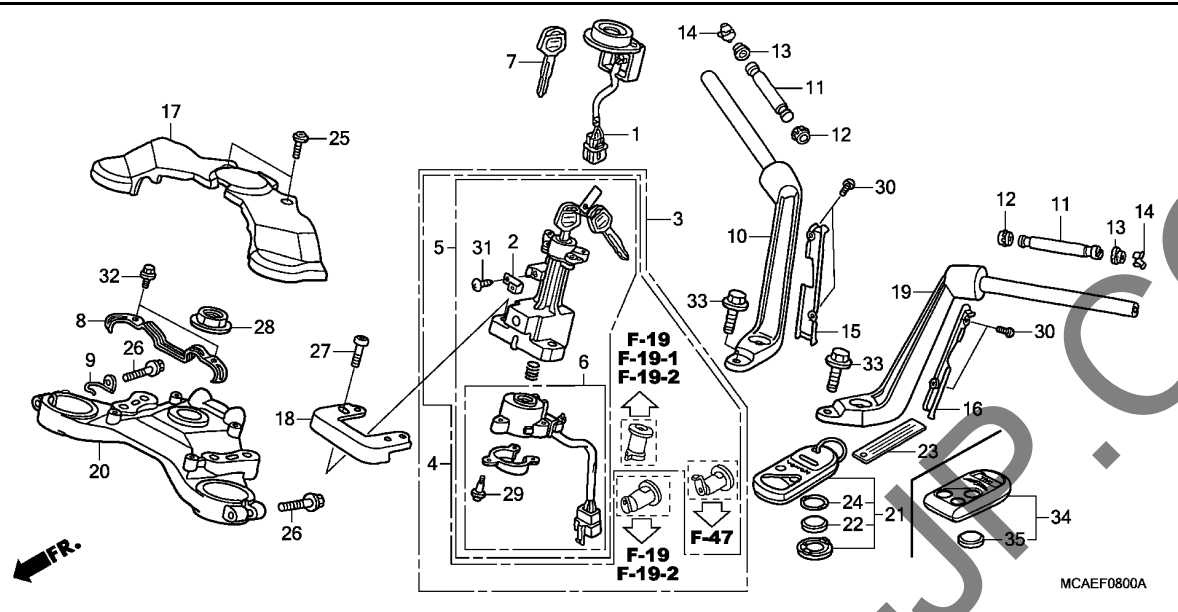
Ref. No.	L.O.N.	(Relative ref. Number) Description	F.R.T.
1	6141A2	RECEIVER UNIT, IMMOBILIZER ...	0.9
	6141C1	RECEIVER UNIT, IMMOBILIZER(A)	0.5
		.NOTE: Airbag type (- '10 model)	
		.NOTE: '12- model (4)	
3	6151A1	KEY SET	1.8
		.INCLUDES: HISS memorization	
	6151A1F	.With airbag add	0.3
	6151D2	KEY SET(A)	2.1
		.INCLUDES: HISS memorization	
		.NOTE: '12- model	
5	615145	SWITCH, COMBINATION & LOCK ...	1.2
		.INCLUDES: HISS memorization	
	615145C	.With airbag add	0.3
	6151E9	SWITCH, COMBINATION & LOCK(A)	1.5
		.INCLUDES: HISS memorization	
		.NOTE: '12- model	
6	6151C2	BASE, CONTACT	1.1
	6151C2B	.With airbag add	0.3
	6151F0	BASE, CONTACT(A)	1.4
		.NOTE: '12- model	
10	8101B1	PIPE, STEERING HANDLE :RIGHT	1.0
	8101B1B	.With navigation add	0.7
	+ 8101B1D	.With navigation add(A)	0.8

Ref. No.	Part No.	Description	Reqd. QTY			Serial No.	Parts catalogue code
			GL1800	A	C		
1	30430-MCA-741	RECEIVER UNIT	1	1	1	----- SI	
	30430-MCA-405	RECEIVER UNIT(HONDA LOCK) ...	1	1	1	----- 2ED,2F,3E,E,ED,F	
	30430-MCA-D34	1	1	1	----- 2NZ,2U,BR,KO,U	
	30430-MCA-415	RECEIVER UNIT	1	1	1	----- 2ED,2F,3E,E,ED,F	
	30430-MCA-D35	1	1	1	----- 2U,KO,U	
2	32127-MCA-A61	STAY, COUPLER	1	1	1	-----	
3	35010-MCA-D31	KEY SET	1	1	1	----- E,ED,F,U	
	35010-MCA-B21	1	1	1	----- E,ED,F,U	
4	35010-MCA-D60	KEY SET	1	1	1	----- 2ED,2F,2NZ,2U,3E,BR,KO,SI	
	35010-MCA-G21	1	1	1	----- 2ED,2F,2U,3E,KO,SI	
5	35100-MCA-D61	SWITCH ASSY., COMBINATION & LOCK	1	1	1	----- 2ED,2F,2NZ,2U,3E,BR,KO,SI	
	35100-MCA-D32	1	1	1	----- E,ED,F,U	
	35100-MCA-B21	1	1	1	-----	
6	35101-MCA-A81	BASE COMP., CONTACT	1	1	1	----- 2ED,2F,2NZ,2U,3E,BR,KO,SI	
	35101-MCA-A62	1	1	1	----- E,ED,F,U	
	35101-MCA-B21	1	1	1	-----	
7	35121-MCA-811	KEY, BLANK(IMMOBILIZER)	(1)	(1)	(1)	-----	
	35121-MCA-831	1	1	1	-----	
8	45163-MCA-000	GUIDE, FR. BRAKE HOSE	1	1	1	-----	
9	50152-MCA-000	GUIDE, THROTTLE CABLE	1	1	1	-----	
10	53100-MCA-A20	PIPE ASSY., R. STEERING HANDLE	1	1	1	-----	
11	53104-MCA-A60	WEIGHT B, HANDLE	2	2	2	-----	
12	53106-MJO-000	RUBBER A, HANDLE WEIGHT	2	2	2	-----	
13	53107-MJO-000	RUBBER B, HANDLE WEIGHT	2	2	2	-----	
14	53108-MJO-000	RING, HANDLE WEIGHT SNAP	2	2	2	-----	
15	53110-MCA-A20	COVER, R. HANDLE	1	1	1	-----	

F-8

HANDLE PIPE/TOP BRIDGE

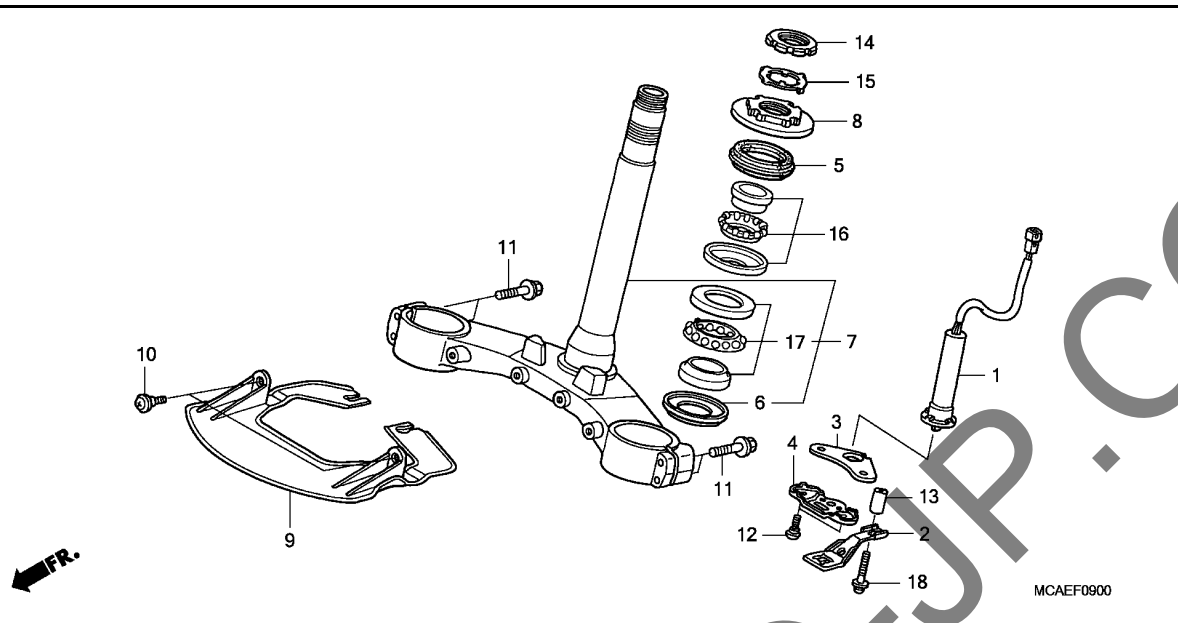
L 4



Ref. No.	L.O.N.	(Relative ref. Number) Description	F.R.T.
+10		.NOTE: '12- model	
11	8101D6	WEIGHT B, HANDLE :LEFT	0.2
	8101D7	WEIGHT B, HANDLE :RIGHT	0.2
	8101D8	WEIGHT B, HANDLE :BOTH	0.4
15	8101B7	PLATE, HANDLE :RIGHT	0.1
16	8101B6	PLATE, HANDLE :LEFT	0.1
17	413175	COVER, HANDLE	0.6
	413175H	.With navigation add	0.7
	413175K	.With navigation add(A)	0.8
		.NOTE: '12- model	
19	8101B0	PIPE, STEERING HANDLE :LEFT ..	1.0
	8101B0B	.With navigation add	0.7
	8101B0D	.With navigation add(A)	0.8
		.NOTE: '12- model	
	8101B2	PIPE, STEERING HANDLE :BOTH ..	1.5
	8101B2B	.With navigation add	0.7
	8101B2D	.With navigation add(A)	0.8
		.NOTE: '12- model	
20	510110	BRIDGE, FORK TOP	1.6
	510110C	.With airbag add	0.3
	510110D	.With navigation add	0.1
	5101E2	BRIDGE, FORK TOP(A)	2.1
		.NOTE: '12- model	

Ref. No.	Part No.	Description	Reqd. QTY			Serial No.	Parts catalogue code
			GL1800	A	C		
16	53120-MCA-A20	COVER, L. HANDLE	1	1	1		
17	53130-MCA-000	COVER, HANDLE CENTER	1	1	1		
18	53132-MCA-640	GUARD B, COMBINATION SWITCH ..	1	1	1		
19	53150-MCA-A20	PIPE ASSY., L. STEERING HANDLE ..	1	1	1		
20	53230-MCA-000	BRIDGE, FORK TOP	1	1	1		
21	72147-MCA-315	TRANSMITTER ASSY.	1	1	1	-----	2ED,2F,3E,BR,E,ED,F,SI
	72147-MCA-651	TRANSMITTER ASSY., KEYLESS ..	1	1	1	-----	2NZ,2U,U
	72147-MCA-K01	TRANSMITTER ASSY., TRUNK LOCK & OPEN	1	1	1	-----	KO
22	72148-S10-003	BATTERY(CR2025)	1	1	1	-----	
23	72149-MCA-D21	CAUTION LABEL	1	1	1	-----	2ED,2F,3E,BR,E,ED,F,SI
	72149-MCA-A41	CAUTION LABEL	1	1	1	-----	
	72149-MCA-K01	CAUTION LABEL (JAPANESE/ENGLISH)	1	1	1	-----	2NZ,2U,U
	72149-MCA-K01	CAUTION LABEL	1	1	1	-----	KO
24	72149-S10-003	O-RING	1	1	1	-----	
25	90101-GEO-000	SCREW, HINGE PATCH	2	2	2		
26	90101-MCA-A20	BOLT, FLANGE, 8X45	2	2	2		
27	90108-MCA-000	BOLT, ONE-WAY, 8X34	2	2	2		
28	90304-MJ4-670	NUT, STEERING STEM	1	1	1		
29	91059-MG9-681	SCREW, TAPPING, 3X16	3	3	3		
30	93500-05010-1G	SCREW, PAN, 5X10	4	4	4		
31	93901-32120	SCREW, TAPPING, 3X8	1	1	1		
32	96001-06012-07	BOLT, FLANGE, 6X12	2	2	2		
33	96400-10035-00	BOLT, FLANGE, 10X35	4	4	4		
34	72147-MCA-306	TRANSMITTER ASSY.	-	-	1		
35	72148-S84-A10	BATTERY(CR2025)	-	-	1		

3



Ref. No.	L.O.N.	(Relative ref. Number) Description	F.R.T.
1	616151	CANCEL UNIT, WINKER	0.9
	616151C	.With navigation add	0.7
	616151D	.With navigation add(A)	0.8
		.NOTE: '12- model	
7	510100	STEM OR SHAFT ASSY., STEERING	2.9
	510100J	.With airbag add	0.3
	510100K	.With navigation add	0.1
	5101F1	STEM OR SHAFT ASSY., STEERING (A)	3.4
		.NOTE: '12- model	
8	5101B2	THREAD, STEERING HEAD TOP	1.8
	5101B2G	.With airbag add	0.3
	5101B2F	.With navigation add	0.1
	5101F2	THREAD, STEERING HEAD TOP(A) -	2.3
		.NOTE: '12- model	
9	4131D0	PROTECTOR, WIND	0.1
16	5101B6	BEARING, HEAD PIPE :UPPER	2.9
	5101B6F	.With airbag add	0.3
	5101B6G	.With navigation add	0.1
	5101F3	BEARING, HEAD PIPE(A) :UPPER -	3.4
		.NOTE: '12- model	
17		(6)	
	5101B7	BEARING, HEAD PIPE :LOWER	3.1
	5101B7E	.With airbag add	0.3
+	5101B7F	.With navigation add	0.1

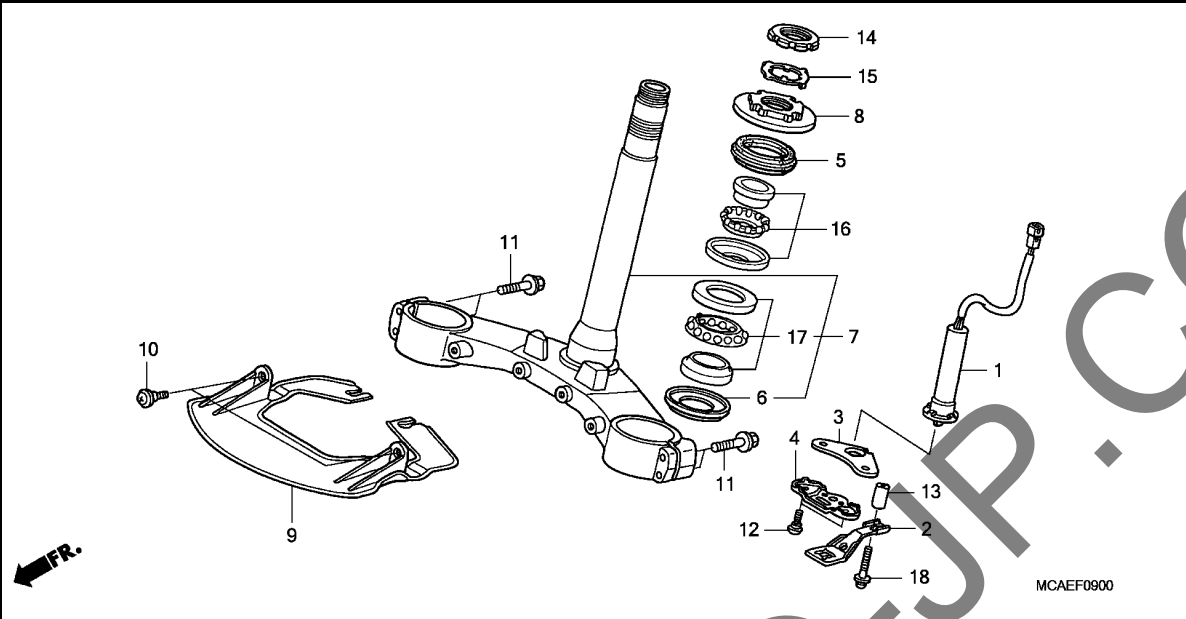
Ref. No.	Part No.	Description	Reqd. QTY			Serial No.	Parts catalogue code
			9	GL1800 A	C		
1	35220-MCA-003	CANCEL UNIT, WINKER	1	1	1		
2	50231-MB9-010	SUPPORT, SENSOR	1	1	1		
3	50261-MCA-000	PLATE, ANGLE SENSOR UPPER ...	1	1	1		
4	50262-MCA-000	PLATE, ANGLE SENSOR LOWER ...	1	1	1		
5	53214-KA4-701	DUST SEAL, STEERING HEAD(ARAI)	1	1	1		
6	53214-MR7-003	DUST SEAL, STEERING HEAD(ARAI)	1	1	1		
7	53219-MCA-A00	STEM SUB ASSY., STEERING	1	1	-		
	53219-MCA-S40	-	-	1		
8	53220-MW0-000	THREAD COMP., STEERING HEAD					
		TOP	1	1	1		
9	61403-MCA-000	PROTECTOR, WIND	1	1	1		
10	90101-GE0-000	SCREW, HINGE PATCH	2	2	2		
11	90103-MCA-A80	BOLT, FLANGE, 8X35	4	4	4		
12	90106-MBA-610	SCREW, SPECIAL, 5MM	2	2	2		
13	90113-MCA-000	COLLAR, SENSOR SUPPORT	1	1	1		
14	90302-425-830	THREAD B, STEERING HEAD TOP -	1	1	1		
15	90506-425-830	WASHER, LOCK	1	1	1		
16	91015-KT8-005	BEARING, HEAD PIPE UPPER(KOYO)	1	1	1		
17	91016-MR7-003	BEARING, HEAD PIPE(NTN)	1	1	1		
18	93894-05030-08	SCREW-WASHER, 5X30	1	1	-		
	93404-05030-08	BOLT-WASHER, 5X30	-	-	1		



F-9

STEERING STEM

L 6



Ref. No.	L.O.N.	(Relative ref. Number) Description	F.R.T.
+17	5101F4	BEARING, HEAD PIPE(A) :LOWER .NOTE: '12- model	3.6
	5101C7	BEARING, HEAD PIPE :BOTH	3.1
	5101C7E	.With airbag add	0.3
	5101C7F	.With navigation add	0.1
	5101F5	BEARING, HEAD PIPE(A) :BOTH .. .NOTE: '12- model	3.6

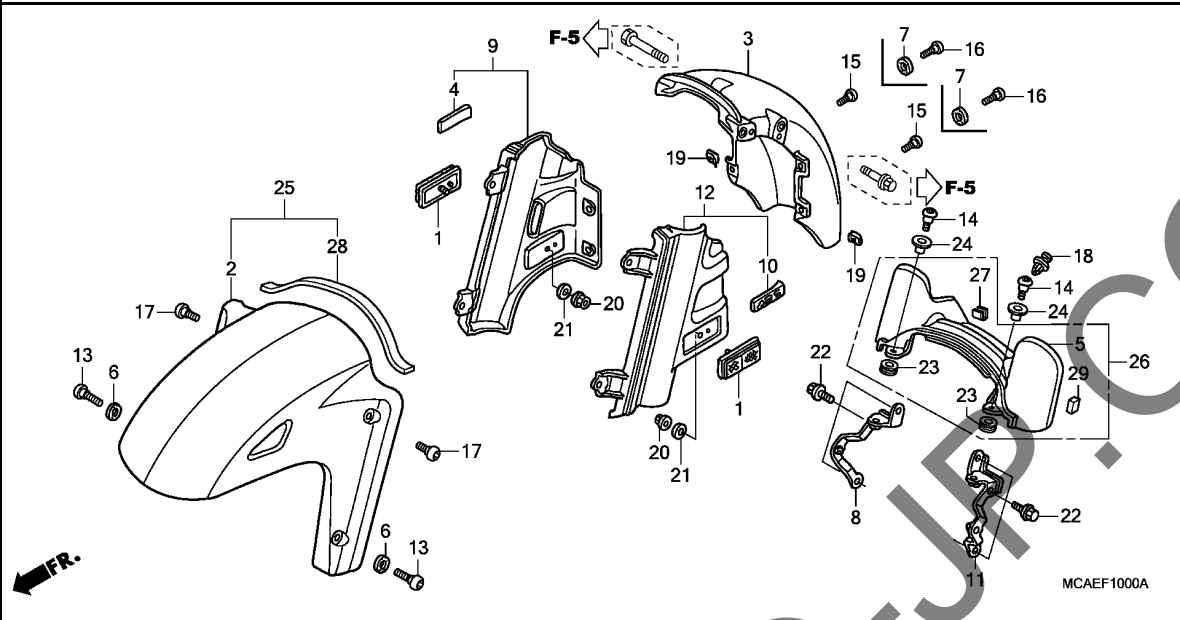
3

YUMBO.COM

F-10

FRONT FENDER

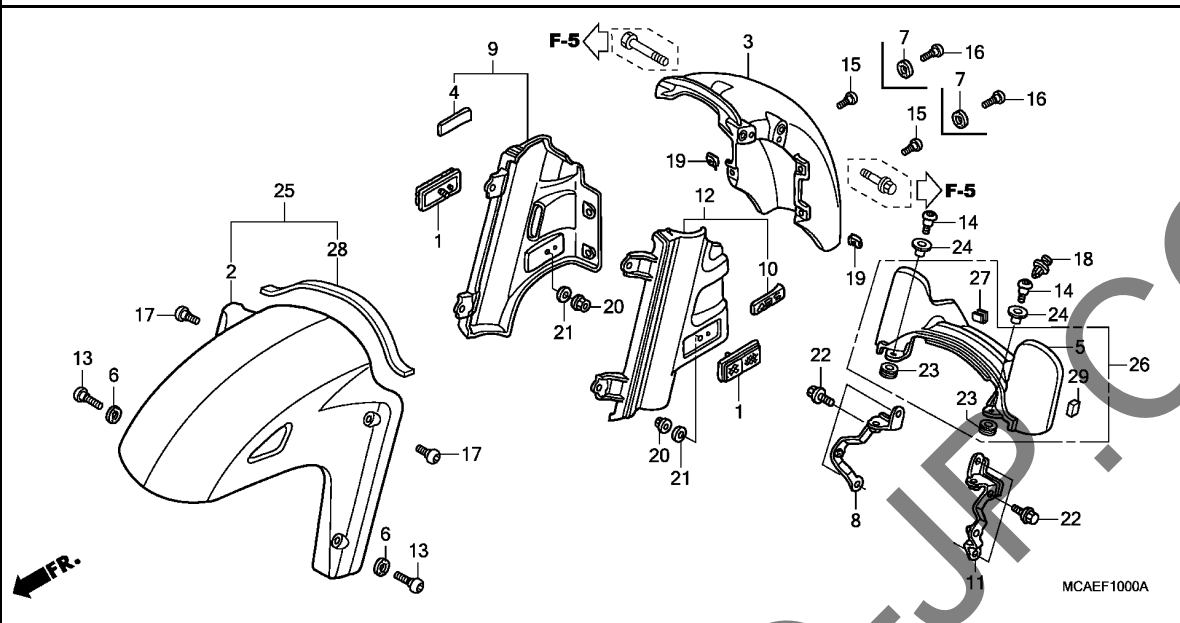
L 7



Ref. No.	L.O.N.	(Relative ref. Number) Description	F.R.T.
2	(25)	FENDER A, FRONT	0.1
3	413104	FENDER B, FRONT	0.3
5	(26)	COVER, FRONT FORK	0.1
9	4131B9	FENDER, FRONT :RIGHT	0.2
12	4131B8	FENDER, FRONT :LEFT	0.2
	4131R7	FENDER, FRONT :BOTH	0.2

Ref. No.	Part No.	Description	Reqd. QTY			Serial No.	Parts catalogue code
			9	GL1800	A C		
1	33741-MCA-601	REFLECTOR, REFLEX	2	2	2		
2	61101-MCA-000YF	FENDER A, FR. *NHA54M*	1	-	-		
	61101-MCA-000ZM	PEWTER SILVER METALLIC *R287M*	1	-	-		
		BLOODSTONE RED METALLIC	1	-	-	2ED,2F,2NZ,2U,3E,E,ED,F,KO,SI,U	
	61101-MCA-000YE	*B205M*MONTEREY BLUE METALLIC	1	-	-	2ED,2F,3E,BR,E,ED,F,KO,SI	
	61101-MCA-000YG	*B191M*COLUMBIA BLUE METALLIC	1	-	-	2NZ,2U,U	
	61101-MCA-000YH	*YR292M*	1	-	-		
		MESQUITE BROWN METALLIC	1	-	-	SI	
	61101-MCA-000ZY	*NHA73M*	1	-	-		
		NEBULOUS BLACK METALLIC	1	-	-		
	61101-MCA-000ZD	*Y130P*..PEARL HOT ROD YELLOW	1	-	-	2ED,2F,2NZ,2U,3E,E,ED,F,KO,SI,U	
	61101-MCA-000ZE	*NH326P*..PEARL GLACIER WHITE	1	-	-	2ED,2F,2NZ,2U,3E,E,ED,F,KO,SI,U	
	61101-MCA-000YH	*YR292M*	1	-	-		
		MESQUITE BROWN METALLIC	1	-	-	2ED,2F,3E,BR,E,ED,F,SI	
3	61103-MCA-A80ZP	FENDER B, FR. *NHA54M*	1	-	-	2NZ,2U,KO,U	
	61103-MCA-A80ZR	PEWTER SILVER METALLIC *R287M*	1	-	-	2ED,2F,2NZ,2U,3E,BR,KO,SI	
		BLOODSTONE RED METALLIC	1	-	-	2ED,2F,2NZ,2U,3E,KO,SI	
	61103-MCA-A80ZN	*B205M*MONTEREY BLUE METALLIC	1	-	-	2ED,2F,3E,BR,KO,SI	
	61103-MCA-A80ZQ	*B191M*COLUMBIA BLUE METALLIC	1	-	-	2NZ,2U	
	61103-MCA-000YE	*B205M*MONTEREY BLUE METALLIC	1	-	-	E,ED,F	
	61103-MCA-000YF	*NHA54M*	1	-	-		
		PEWTER SILVER METALLIC	1	-	-	E,ED,F,U	
	61103-MCA-000ZM	*R287M*	1	-	-		
		BLOODSTONE RED METALLIC	1	-	-	E,ED,F,U	

3



Ref. No.	Part No.	Description	Reqd. QTY		Serial No.	Parts catalogue code
			GL1800	A C		
(3)	61103-MCA-A80ZS	FENDER B, FR. *YR292M*				
		MESQUITE BROWN METALLIC	1		-----	SI
	61103-MCA-000YG	*B191M*COLUMBIA BLUE METALLIC	1		-----	U
	61103-MCA-A80ZH	*NHA73M*				
		NEBULOUS BLACK METALLIC	- 1		-----	2ED,2F,2NZ,2U,3E,BR,KO,SI
	61103-MCA-A80ZK	*NH326P*..PEARL GLACIER WHITE	- 1		-----	2ED,2F,2NZ,2U,3E,KO,SI
	61103-MCA-A80ZT	*Y130P*..PEARL HOT ROD YELLOW	- 1		-----	2ED,2F,2NZ,2U,3E,KO,SI
	61103-MCA-A80ZS	*YR292M*				
		MESQUITE BROWN METALLIC	- 1		-----	2ED,2F,3E,BR,SI
	61103-MCA-A80ZM	*R325M*.CALIENTE RED METALLIC	- 1		-----	2NZ,2U,KO
	61103-MCA-000YH	*YR292M*				
		MESQUITE BROWN METALLIC	- 1		-----	E,ED,F
	61103-MCA-000ZD	*Y130P*..PEARL HOT ROD YELLOW	- 1		-----	E,ED,F,U
	61103-MCA-000ZE	*NH326P*..PEARL GLACIER WHITE	- 1		-----	E,ED,F,U
	61103-MCA-000ZY	*NHA73M*				
		NEBULOUS BLACK METALLIC	- 1		-----	E,ED,F,U
	61103-MCA-000YC	*R325M*.CALIENTE RED METALLIC	- 1		-----	U
	61103-MCA-A80ZU	*B197M*				
		GLINT WAVE BLUE METALLIC	- - 1		-----	2ED,2F,2U,3E
	61103-MCA-A80ZV	*NHBO1*.....GRAPHITE BLACK	- - 1		-----	2ED,2F,2U,3E,KO,SI
	61103-MCA-A80ZW	*NH341P*..PEARL FADELESS WHITE	- - 1		-----	2ED,2F,3E,KO,SI
	61103-MCA-A80ZX	*R345C*....CANDY ALIZARIN RED	- - 1		-----	2U,KO,SI
	61103-MCA-000YL	*NH341P*..PEARL FADELESS WHITE	- - 1		-----	E,ED,F
	61103-MCA-000YK	*NHBO1*.....GRAPHITE BLACK	- - 1		-----	E,ED,F,U
	61103-MCA-000YJ	*B197M*				
		GLINT WAVE BLUE METALLIC	- - 1		-----	U
	61103-MCA-000YM	*R345C*....CANDY ALIZARIN RED	- - 1		-----	U
4	61104-MCA-A50	EMBLEM, R.(ABS)	1	1	1	

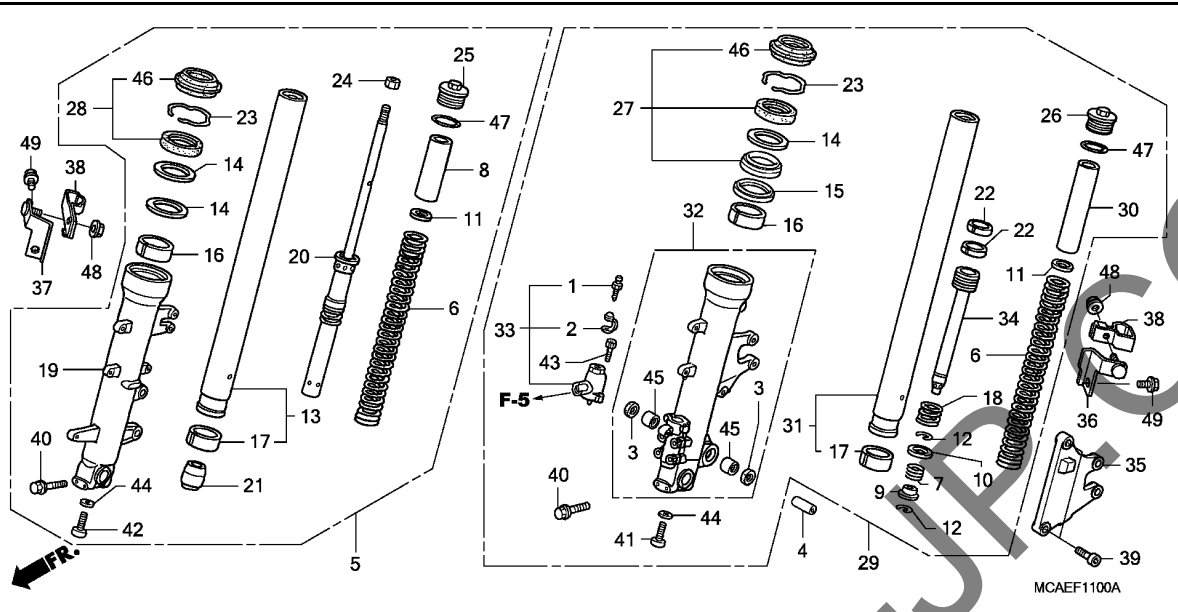
F-10

FRONT FENDER

L 9

Ref. No.	Part No.	Description	Reqd. QTY			Serial No.	Parts catalogue code
			9	GL1800 A	C		
5	61105-MCA-010	COVER, FR. FORK	1	1	-		
6	61108-MCA-000	WASHER, RUBBER	2	2	2		
7	61108-MCA-000	WASHER, RUBBER	4	4	4	-----	2ED,2F,2NZ,2U,3E,BR,KO,SI
8	61109-MCA-000	STAY, R. FR. FENDER	1	1	1		
9	61110-MCA-A80	COVER SET, R. FR. FENDER(WL)	1	1	-	-----	2ED,2F,2NZ,2U,3E,BR,KO,SI
	61110-MCA-A50	1	1	-	-----	E,ED,F,U
	61110-MCA-S80ZA	*NH411M*FORCE SILVER METALLIC	-	-	1	-----	2ED,2F,2U,3E,KO,SI
	61110-MCA-S70ZA	*NH411M*FORCE SILVER METALLIC	-	-	1	-----	E,ED,F,U
10	61114-MCA-A50	EMBLEM, L.(ABS)	1	1	1		
11	61119-MCA-000	STAY, L. FR. FENDER	1	1	1		
12	61120-MCA-A80	COVER SET, L. FR. FENDER(WL)	1	1	-	-----	2ED,2F,2NZ,2U,3E,BR,KO,SI
	61120-MCA-A50	1	1	-	-----	E,ED,F,U
	61120-MCA-S80ZA	*NH411M*FORCE SILVER METALLIC	-	-	1	-----	2ED,2F,2U,3E,KO,SI
	61120-MCA-S70ZA	*NH411M*FORCE SILVER METALLIC	-	-	1	-----	E,ED,F,U
13	90104-MN4-000	SCREW, SPECIAL, 6X19	2	2	2		
14	90106-MBY-000	SCREW, SPECIAL, 5X12	2	2	-		
	90113-MCJ-000	SCREW, PAN, 5X15	-	-	2		
15	90106-MBY-000	SCREW, SPECIAL, 5X12	4	4	4	-----	E,ED,F,U
16	90113-MCA-A80	SCREW, SPECIAL, 5X14	4	4	4	-----	2ED,2F,2NZ,2U,3E,BR,KO,SI
17	90113-MM5-000	SCREW, PAN, 6X14	2	2	2		
18	90657-SB0-003	CLIP, SPLASH SHIELD	1	1	-		
	90653-HC4-900	CLIP, MUDGUARD	-	-	1		
19	90677-KAN-961	NUT, CLIP, 5MM	4	4	4		
20	94050-05080	NUT, FLANGE, 5MM	2	2	2		
21	94101-05800	WASHER, PLAIN, 5MM	2	2	2		
22	96001-06012-00	BOLT, FLANGE, 6X12	6	6	6		
23	18293-GN2-000	RUBBER, PROTECTOR PACKING ...	-	-	2		
24	33731-MJ0-940	COLLAR, REGULATOR MOUNTING ..	-	-	2		
25	61000-MCA-S40ZC	FENDER COMP., FR.(A)	-	-	1		
		NH801.....GRAPHITE BLACK	-	-	1		
	61000-MCA-S40ZD	*B197M*	-	-	1		
		GLINT WAVE BLUE METALLIC	-	-	1	-----	2ED,2F,2U,3E,U
	61000-MCA-S40ZB	*NH341P*.PEARL FADELESS WHITE	-	-	1	-----	2ED,2F,3E,E,ED,F,KO,SI
	61000-MCA-S40ZA	*R345C*....CANDY ALIZARIN RED	-	-	1	-----	2U,KO,SI,U
26	61100-MCA-S40ZA	COVER SET, FR. FORK	-	-	1		
		*NH411M*FORCE SILVER METALLIC	-	-	1		
27	61106-MCA-S40	RUBBER, COVER	-	-	2		
28	61107-MCA-S40	SEAL, FR. FENDER(A)	-	-	1		
29	80103-MFE-670	RUBBER, TAILLIGHT	-	-	2		

3



Ref. No.	L.O.N.	(Relative ref. Number) Description	F.R.T.
5	5111C3	FORK ASSY., FRONT :RIGHT	1.4
	5111C3C	.With navigation add	0.7
	5111C3E	.With navigation add(A)	0.8
		.NOTE: '12- model	
6	5111C5	SPRING, FRONT FORK :LEFT	1.6
	5111C5B	.With navigation add	0.7
	5111C5D	.With navigation add(A)	0.8
		.NOTE: '12- model	
	5111C6	SPRING, FRONT FORK :RIGHT	1.6
	5111C6C	.With navigation add	0.7
	5111C6D	.With navigation add(A)	0.8
		.NOTE: '12- model	
	5111C7	SPRING, FRONT FORK :BOTH	2.0
	5111C7C	.With navigation add	0.7
	5111C7D	.With navigation add(A)	0.8
		.NOTE: '12- model	
13	5111G3	PIPE, FRONT FORK :RIGHT	1.9
	5111G3C	.With navigation add	0.7
	5111G3E	.With navigation add(A)	0.8
		.NOTE: '12- model	
19	5111D2	CASE, BOTTOM :RIGHT	2.0
	5111D2C	.With navigation add	0.7
	5111D2E	.With navigation add(A)	0.8
		.NOTE: '12- model	
+20	5111D9	DAMPER, FRONT FORK :RIGHT	1.8

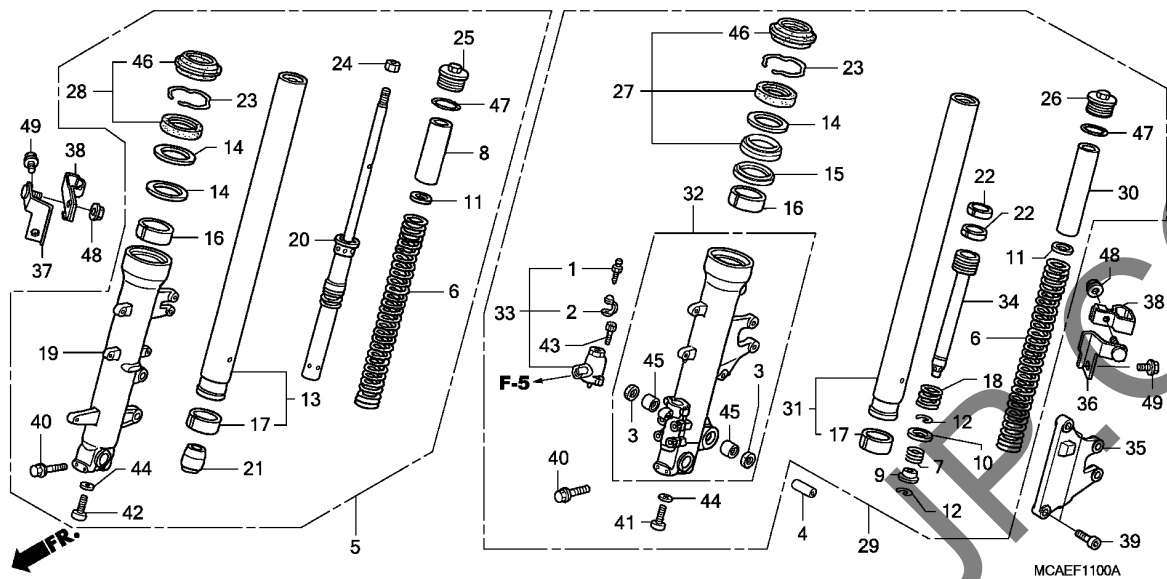
3

Ref. No.	Part No.	Description	Reqd. QTY			Serial No.	Parts catalogue code
			GL1800	A	C		
1	43352-568-003	SCREW, BLEEDER(NISSIN)	1	1	1		
2	43353-461-771	CAP, BLEEDER	1	1	1		
3	45134-KB7-005	DUST SEAL, BRAKE CAM(NOK)	2	2	2		
4	45452-MZ2-000	COLLAR, PIVOT	1	1	1		
5	51400-MCA-A82	FORK ASSY., R. FR.(SHOWA)	1	1	-	-----	2ED,2F,2NZ,2U,3E,BR,KO,SI
	51400-MCA-H52	1	1	-	-----	E,ED,F,U
	51400-MCA-S81	-	-	1	-----	2ED,2F,2U,3E,KO,SI
	51400-MCA-S41	-	-	1	-----	E,ED,F,U
6	51401-MCA-A81	SPRING, FR. FORK	2	2	2		
7	51402-MB7-611	SPRING, OIL LOCK	1	1	1		
8	51402-MCA-003	COLLAR, SPRING	1	1	1		
9	51403-MCA-003	VALVE, OIL LOCK	1	1	1		
10	51404-MB7-611	SEAT, SPRING	1	1	1		
11	51405-KA4-711	SEAT, SPRING	2	2	2		
12	51405-MB7-611	RING, STOPPER	2	2	2		
13	51410-MCA-003	PIPE COMP., R. FR. FORK	1	1	-		
	51410-MCA-S41	-	-	1		
14	51412-KZ3-003	RING, BACK UP	3	3	3		
15	51412-MCA-A61	RING, BACK UP	1	1	1		
16	51414-MCA-003	BUSH, GUIDE	2	2	-		
	51414-MFR-671	-	-	2		
17	51415-MCA-003	BUSH, SLIDER	2	2	-		
	51415-MFR-671	-	-	2		
18	51416-KA4-831	SPRING, FR. REBOUND(SHOWA) (34.3N/MM, 3.5KGF/MM)	1	1	1		
19	51420-MCA-A81	CASE, R. BOTTOM(SHOWA)	1	1	1	-----	2ED,2F,2NZ,2U,3E,BR,KO,SI

F-11

FRONT FORK

L11



Ref. No.	L.O.N.	(Relative ref. Number) Description	F.R.T.
+20	5111D9A	.Replace 1 seat pipe add	0.6
	5111D9D	.With navigation add	0.7
	5111D9E	.With navigation add(A)	0.8
		.NOTE: '12- model (14,15,16,17)	
27	5111E7	SEAL SET, FRONT FORK :LEFT ...	1.9
	5111E7C	.With navigation add	0.7
	5111E7E	.With navigation add(A)	0.8
		.NOTE: '12- model (14,16,17)	
28	5111E8	SEAL SET, FRONT FORK :RIGHT ..	1.9
	5111E8C	.With navigation add	0.7
	5111E8E	.With navigation add(A)	0.8
		.NOTE: '12- model	
	5111E9	SEAL SET, FRONT FORK :BOTH ...	2.6
	5111E9C	.With navigation add	0.7
	5111E9E	.With navigation add(A)	0.8
		.NOTE: '12- model	
29	5111C2	FORK ASSY., FRONT :LEFT	1.4
	5111C2C	.With navigation add	0.7
	5111C2E	.With navigation add(A)	0.8
		.NOTE: '12- model	
	5111C4	FORK ASSY., FRONT :BOTH	1.6
	5111C4C	.With navigation add	0.7
+	5111C4E	.With navigation add(A)	0.8

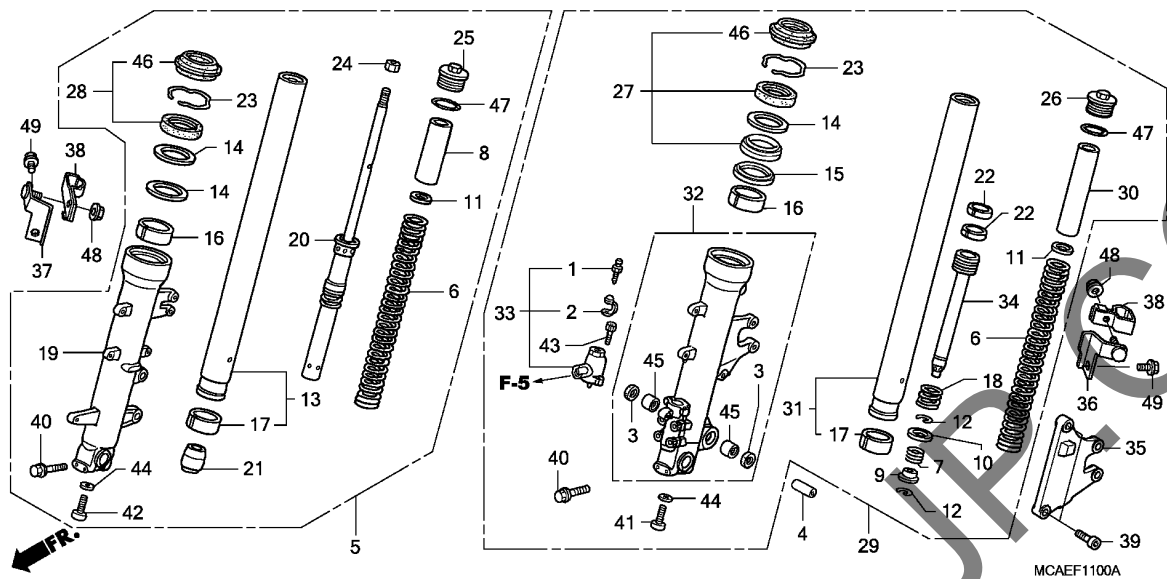
Ref. No.	Part No.	Description	Reqd. QTY			Serial No.	Parts catalogue code
			GL1800	A	C		
19)	51420-MCA-H51	CASE, R. BOTTOM(SHOWA)	1	1	1	-----	E,ED,F,U
20	51430-MCA-013	DAMPER COMP., FR.	1	1	1		
21	51432-MCA-003	PIECE, OIL LOCK	1	1	1		
22	51437-MCA-003	RING, PISTON	2	2	2		
23	51447-KZ3-003	RING, OIL SEAL STOPPER	2	2	2		
24	51451-MAJ-G41	NUT, HEX., 10MM	1	1	1		
25	51454-MBR-003	BOLT, FR. FORK	1	1	1		
26	51454-MCA-003	BOLT, FR. FORK	1	1	1		
27	51490-MCA-A61	SEAL SET, FR. FORK	1	1	-		
	51490-MCA-S41	-	-	1		
28	51490-MCH-C11	SEAL SET, FR. FORK	1	1	-		
	51490-MFR-671	-	-	1		
29	51500-MCA-A82	FORK ASSY., L. FR. (SHOWA)	1	1	-	-----	2ED,2F,2NZ,2U,3E,BR,KO,SI
	51500-MCA-H52	1	1	-	-----	E,ED,F,U
	51500-MCA-S81	-	-	1	-----	2ED,2F,2U,3E,KO,SI
	51500-MCA-S41	-	-	1	-----	E,ED,F,U
30	51502-MCA-003	COLLAR B, SPRING	1	1	1		
31	51510-MCA-003	PIPE COMP., L. FR. FORK	1	1	-		
	51510-MCA-S41	-	-	1		
32	51520-MCA-A81	CASE ASSY., L. BOTTOM	1	1	1	-----	2ED,2F,2NZ,2U,3E,BR,KO,SI
	51520-MCA-A61	1	1	1	-----	E,ED,F,U
33	51530-MCA-A61	CASE COMP., PLUNGER	1	1	1		
34	51540-MCA-003	PIPE, SEAT	1	1	1		
35	51711-MCA-A81	BRACKET, SECOND MASTER CYLINDER	1	1	1	-----	2ED,2F,2NZ,2U,3E,BR,KO,SI

3

F-11

FRONT FORK

L12



Ref. No.	L.O.N.	(Relative ref. Number) Description	F.R.T.
+29		.NOTE: '12- model	
31	5111G2	PIPE, FRONT FORK :LEFT	1.9
	5111G2C	.With navigation add	0.7
	5111G2E	.With navigation add(A)	0.8
		.NOTE: '12- model	
	5111G4	PIPE, FRONT FORK :BOTH	2.6
	5111G4C	.With navigation add	0.7
	5111G4E	.With navigation add(A)	0.8
		.NOTE: '12- model	
32	5111D1	CASE, BOTTOM :LEFT	2.0
	5111D1C	.With navigation add	0.7
	5111D1E	.With navigation add(A)	0.8
		.NOTE: '12- model	
	5111D3	CASE, BOTTOM :BOTH	2.8
	5111D3C	.With navigation add	0.7
	5111D3E	.With navigation add(A)	0.8
		.NOTE: '12- model	
33	5111F0	CASE, PLUNGER	0.7
34		(7,9,10,12,18,22)	
	5111E1	PIPE, SEAT :LEFT	1.8
	5111E1A	.Replace 1 fork damper add ...	0.6
	5111E1D	.With navigation add	0.7
	5111E1E	.With navigation add(A)	0.8
		.NOTE: '12- model	

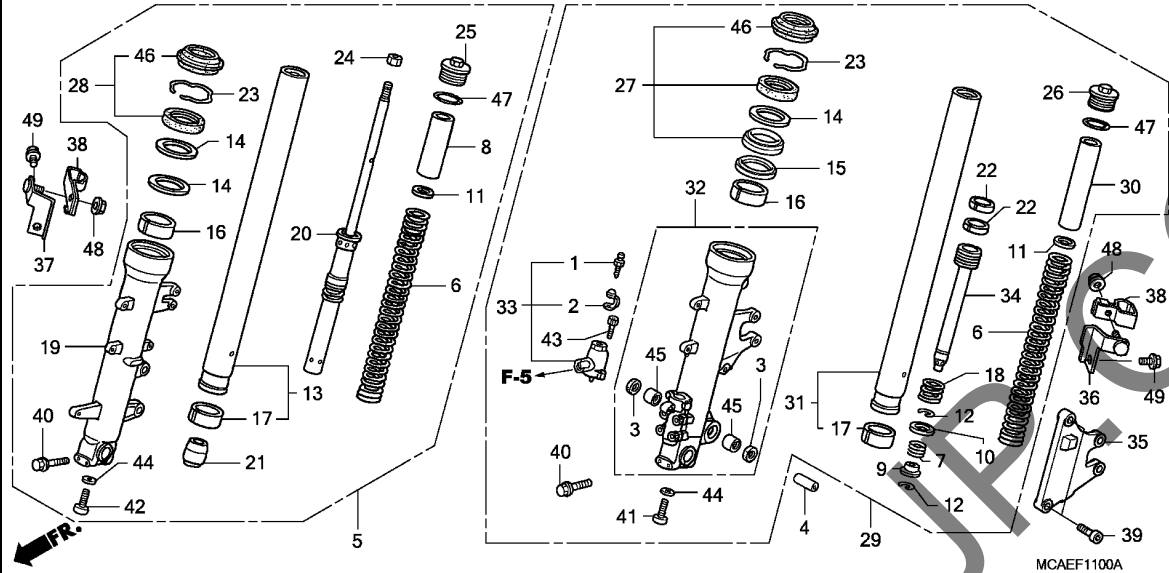
Ref. No.	Part No.	Description	Reqd. QTY			Serial No.	Parts catalogue code
			9	GL1800 A	C		
36	77493-MCA-A80	CLAMPER, G SENSOR CORD(A) ...	1	1	-	2ED,2F,2NZ,2U,3E,BR,KO,SI	
	77493-MCA-S80	-	-	1	2ED,2F,2U,3E,KO,SI	
37	77494-MCA-A80	CLAMPER, G SENSOR CORD(B) ...	1	1	-	2ED,2F,2NZ,2U,3E,BR,KO,SI	
	77494-MCA-S80	-	-	1	2ED,2F,2U,3E,KO,SI	
38	77496-MCA-A80	CLAMPER, G SENSOR CORD(F) ...	2	2	-	2ED,2F,2NZ,2U,3E,BR,KO,SI	
	77496-MCA-S80	-	-	2	2ED,2F,2U,3E,KO,SI	
39	90104-MCA-A80	BOLT, TORX, 8X26	2	2	2	2ED,2F,2NZ,2U,3E,BR,KO,SI	
40	90109-MR7-000	BOLT, FLANGE, 8X45	4	4	4		
41	90116-KV3-701	BOLT, SOCKET, 8MM(SHOWA)	1	1	1		
42	90116-383-721	BOLT, SOCKET, 8X27	1	1	1		
43	90118-MCA-003	BOLT, SOCKET, 5X18	2	2	2		
44	90544-283-000	WASHER, SPECIAL, 8MM(SHOWA)	2	2	2		
45	91101-KG8-003	BEARING, NEEDLE, 14X20X12 ...	2	2	2		
46	91254-MCH-C11	SEAL, DUST	2	2	2		
47	91356-MW0-003	O-RING, 37.2X2.4(SHOWA)	2	2	2		
48	94050-06070	NUT, FLANGE, 6MM	2	2	2	2ED,2F,2NZ,2U,3E,BR,KO,SI	
49	96001-06012-07	BOLT, FLANGE, 6X12	2	2	2	2ED,2F,2NZ,2U,3E,BR,KO,SI	

3

F-11

FRONT FORK

L13



Ref. No.	L.O.N.	(Relative ref. Number) Description	F.R.T.
35	7121N6	BRACKET, FRONT BRAKE SECOND MASTER CYLINDER	0.3
45	5111F6	BEARING, BOTTOM CASE	1.7
		.NOTE: Same time for two units	
	5111F6D	.With navigation add	0.7
	5111F6E	.With navigation add(A)	0.8
		.NOTE: '12- model	

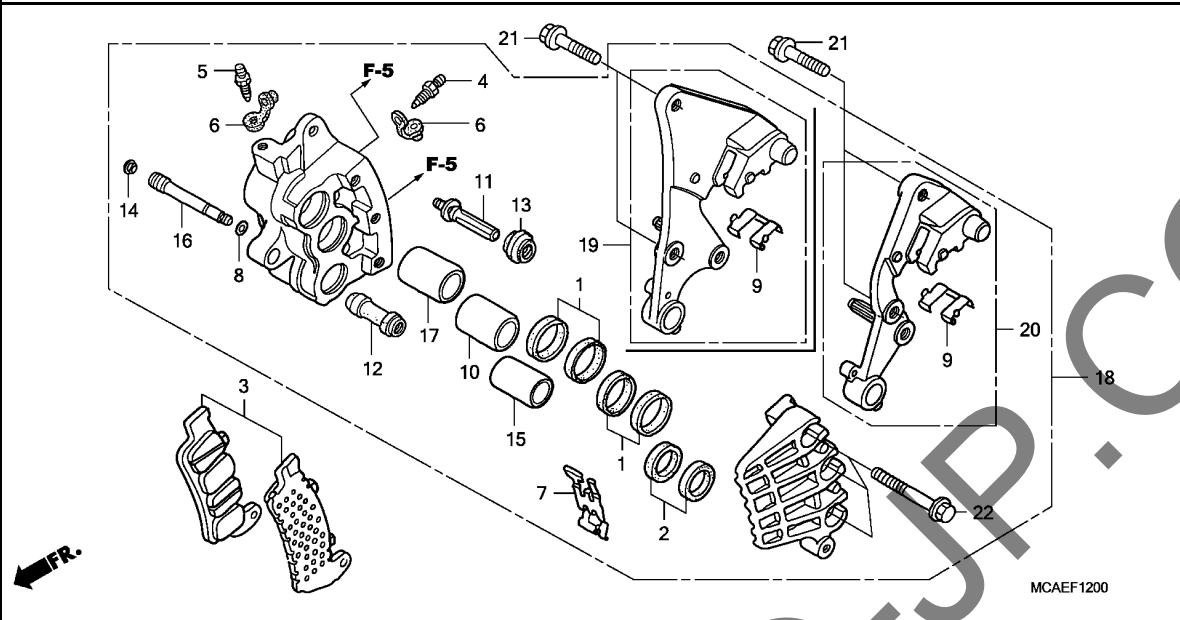
YUMBO

3

F-12

R. FRONT BRAKE CALIPER

L14



Ref. No.	L.O.N.	(Relative ref. Number) Description	F.R.T.
3	7111A1	SHOE(PAD) SET, BRAKE :RIGHT FRONT	0.2
	7111A2	SHOE(PAD) SET, BRAKE :BOTH FRONT	0.4
10	7111D3	PISTON, FRONT BRAKE CALIPER :RIGHT	1.0
	7111D4	PISTON, FRONT BRAKE CALIPER :BOTH	1.4
18	7111B6	CALIPER, FRONT BRAKE :RIGHT ..	0.8
	7111B7	CALIPER, FRONT BRAKE :BOTH ...	1.0
20	7111C0	BRACKET, FRONT CALIPER :RIGHT	0.3
	7111F0	BRACKET, FRONT CALIPER :BOTH	0.7

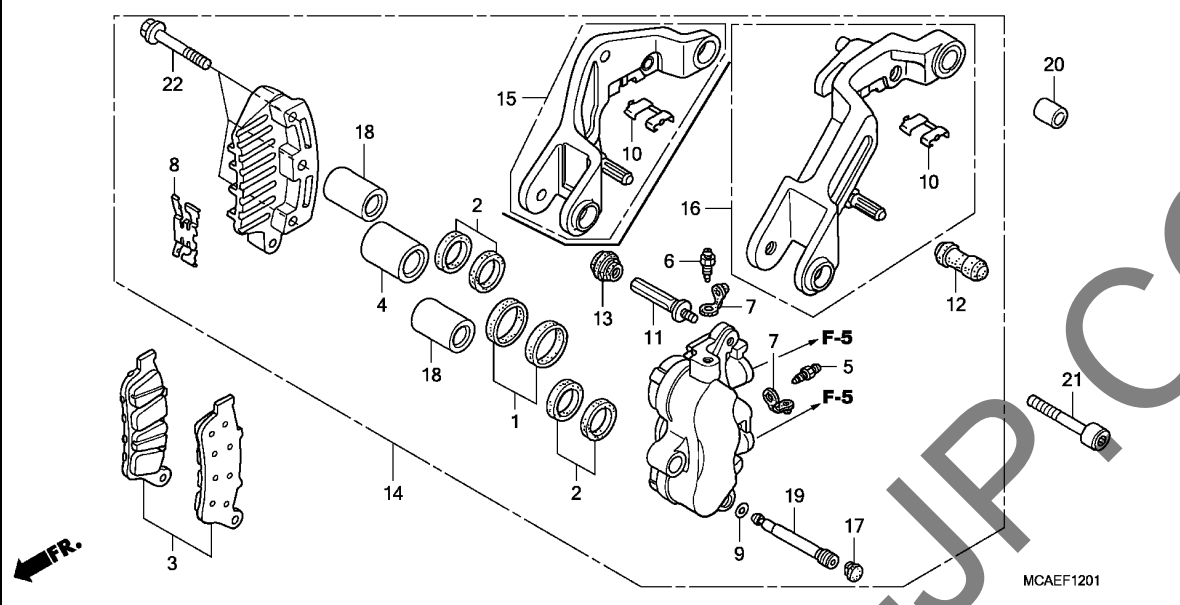
3

Ref. No.	Part No.	Description	Reqd. QTY			Serial No.	Parts catalogue code
			GL1800	A	C		
1	06451-GE2-405	SEAL SET, PISTON	2	2	2		
2	06451-MZ2-405	SEAL SET, PISTON	1	1	1		
3	06456-MCA-016	PAD SET, FR.	1	1	1		
4	43352-HC5-971	SCREW, BLEEDER(NISSIN)	1	1	1		
	43352-568-003	-	-	1		
5	43352-568-003	SCREW, BLEEDER(NISSIN)	1	1	1		
6	43353-461-771	CAP, BLEEDER	2	2	2		
7	45108-MZ2-016	SPRING, PAD	1	1	1		
8	45111-MAJ-G41	RING, STOPPER	1	1	1		
9	45112-MZ2-006	RETAINER, BRACKET	1	1	1		
10	45117-MAJ-G41	PISTON A, 25X27	1	1	1		
11	45131-ML7-921	BOLT A, PIN	1	1	1		
12	45132-166-016	BOOT, PIN BUSH(NISSIN)	1	1	1		
13	45133-MA3-006	BOOT B	1	1	1		
14	45203-MCC-006	PLUG, PIN	1	1	1		
15	45207-MAJ-G41	PISTON B, 22X35	1	1	1		
16	45215-MAJ-G41	PIN, HANGER	1	1	1		
17	45217-MAJ-G41	PISTON B, 25X35	1	1	1		
18	45250-MCA-A81	CALIPER SUB ASSY., R. FR. (NISSIN)	1	1	1	-----	2ED,2F,2NZ,2U,3E,BR,KO,SI
	45250-MCA-971	1	1	1	-----	E,ED,F,U
19	45290-MCA-A81	BRACKET SUB ASSY., R. FR. ...	1	1	1	-----	2ED,2F,2NZ,2U,3E,BR,KO,SI
20	45290-MCA-971	BRACKET SUB ASSY., R. FR. ...	1	1	1	-----	E,ED,F,U
21	90107-MT3-003	BOLT, FLANGE, 8X32	2	2	2		
22	90135-MAJ-G41	BOLT, FLANGE, 8X45	3	3	3		

F-12-1

L. FRONT BRAKE CALIPER

L15



Ref. No.	L.O.N.	(Relative ref. Number) Description	F.R.T.
3	7111A0	SHOE(PAD) SET, BRAKE :LEFT FRONT	0.2
	7111A2	SHOE(PAD) SET, BRAKE :BOTH FRONT	0.4
4	7111D2	PISTON, FRONT BRAKE CALIPER :LEFT	1.0
	7111D4	PISTON, FRONT BRAKE CALIPER :BOTH	1.4
14	7111B5	CALIPER, FRONT BRAKE :LEFT	0.8
	7111B7	CALIPER, FRONT BRAKE :BOTH	1.0
16	7111B9	BRACKET, FRONT CALIPER :LEFT	0.4
	7111F0	BRACKET, FRONT CALIPER :BOTH	0.7

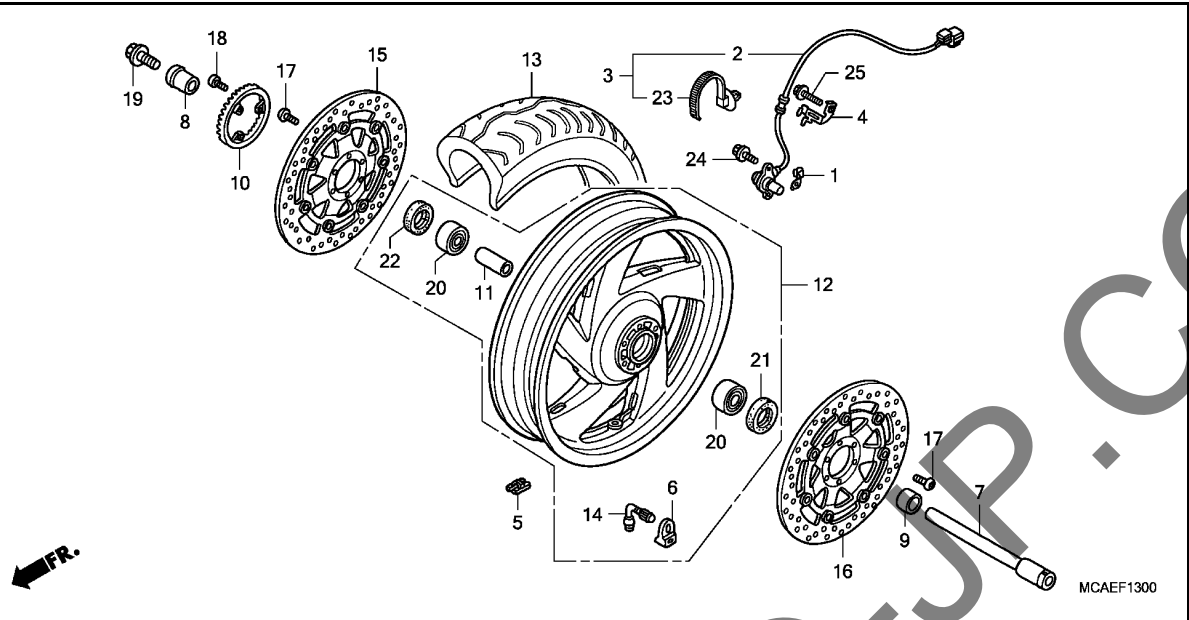
Ref. No.	Part No.	Description	Reqd. QTY			Serial No.	Parts catalogue code
			9	GL1800 A	C		
1	06431-MA3-405	SEAL SET, PISTON	1	1	1		
2	06451-MZ2-405	SEAL SET, PISTON	2	2	2		
3	06455-MCA-016	PAD SET, FR.	1	1	1		
4	43107-MBG-006	PISTON, 27X27	1	1	1		
5	43352-HC5-971	SCREW, BLEEDER(NISSIN)	1	1	1		
	43352-568-003		-	-	1		
6	43352-568-003	SCREW, BLEEDER(NISSIN)	1	1	1		
7	43353-461-771	CAP, BLEEDER	2	2	2		
8	45108-MZ2-016	SPRING, PAD	1	1	1		
9	45111-MAJ-G41	RING, STOPPER	1	1	1		
10	45112-MZ2-006	RETAINER, BRACKET	1	1	1		
11	45131-ML7-921	BOLT A, PIN	1	1	1		
12	45132-166-016	BOOT, PIN BUSH(NISSIN)	1	1	1		
13	45133-MA3-006	BOOT B	1	1	1		
14	45150-MCA-A81	CALIPER SUB ASSY., L. FR. (NISSIN)	1	1	1	-----	2ED,2F,2NZ,2U,3E,BR,KO,SI
	45150-MCA-006		1	1	1	-----	E,ED,F,U
15	45190-MCA-A81	BRACKET SUB ASSY., L. FR.	1	1	1	-----	2ED,2F,2NZ,2U,3E,BR,KO,SI
16	45190-MCA-006	BRACKET SUB ASSY., L. FR.	1	1	1	-----	E,ED,F,U
17	45203-MCC-006	PLUG, PIN	1	1	1		
18	45207-MAJ-G41	PISTON B, 22X35	2	2	2		
19	45215-MAJ-G41	PIN, HANGER	1	1	1		
20	45442-MAT-000	COLLAR, L. CALIPER BRACKET	1	1	1		
21	90132-MZ2-000	BOLT, SOCKET, 8X45	1	1	1		
22	90135-MAJ-G41	BOLT, FLANGE, 8X45	3	3	3		

3

F-13

FRONT WHEEL

L16



Ref. No.	L.O.N.	(Relative ref. Number) Description	F.R.T.
3		(2)	
3	617196	SENSOR, WHEEL SPEED :FRONT ...	0.5
5	7101A6	WEIGHT, BALANCE :FRONT	0.8
7	710151	AXLE, FRONT WHEEL	0.5
10	7101B0	RING, PULSER :FRONT	0.6
12	7101D4	FRONT WHEEL	1.2
		.INCLUDES: Balance	
13	710139	FRONT TIRE(ONE)	1.1
		.INCLUDES: Balance	
15	7111D8	DISC, FRONT BRAKE :RIGHT	0.6
16	7111D7	DISC, FRONT BRAKE :LEFT	0.6
	7111D9	DISC, FRONT BRAKE :BOTH	0.7
20	710115	BEARING, FRONT WHEEL(ONE)	0.7
	710115G	.Replace 1 bearing add	0.1

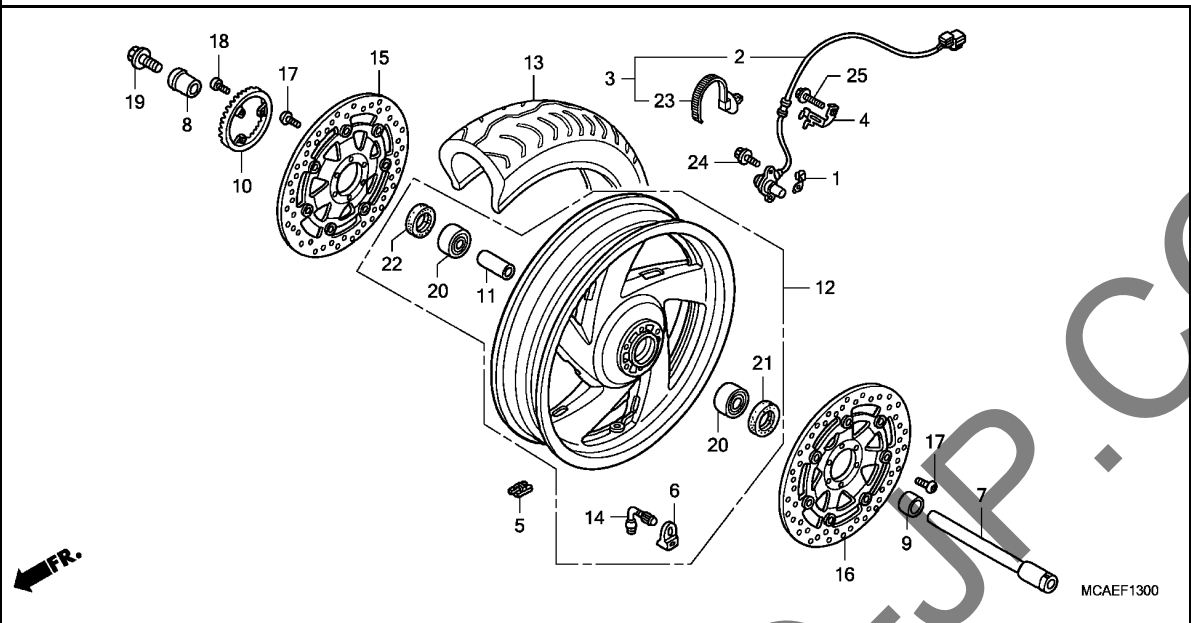
Ref. No.	Part No.	Description	Reqd. QTY			Serial No.	Parts catalogue code
			GL1800	A	C		
1	38515-MCA-970	GUIDE, SENSOR CORD	1	1	1		
2	38520-MCA-A71	SENSOR, FR. WHEEL SPEED	1	1	1	----- E,ED,F,U	
3	38520-MCA-A81	SENSOR, FR. WHEEL SPEED	1	1	1	----- 2ED,2F,2NZ,2U,3E,BR,KO,SI	
4	38521-MCA-970	STAY, FR. SPEED SENSOR	1	1	1	----- E,ED,F,U	
5	42704-MCF-D60	WEIGHT, BALANCE(10G)	N	N	-		
	42705-MCF-D60	WEIGHT, BALANCE(20G)	N	N	-		
	42706-MCF-D60	WEIGHT, BALANCE(30G)	N	N	-		
	42704-MER-D00	WEIGHT, BALANCE(10G)	-	-	N		
	42705-MER-D00	WEIGHT, BALANCE(20G)	-	-	N		
	42706-MER-D00	WEIGHT, BALANCE(30G)	-	-	N		
6	42754-MN5-000	HOLDER, RIM VALVE	1	1	1		
7	44301-MCA-000	AXLE, FR. WHEEL	1	1	-		
	44301-MCA-S40	-	-	1		
8	44311-MCA-000	COLLAR, R. FR. WHEEL SIDE ...	1	1	1		
9	44312-MCA-000	COLLAR, L. FR. WHEEL SIDE ...	1	1	1		
10	44515-MCA-971	RING, FR. PULSER	1	1	1		
11	44620-MCA-000	COLLAR, FR. AXLE DISTANCE ...	1	1	1		
12	44650-MCA-D30	WHEEL SUB ASSY., FR.	1	1	-		
	44650-MCA-B20	-	-	1		
13	44711-MCA-D02	TIRE, FR.(BRIDGESTONE) (130/70R18 M/C 63H)	1	1	1		
14	44753-MCA-003	VALVE, RIM(BRIDGESTONE)	1	1	1		
15	45120-MCA-003	DISK COMP., R. FR. BRAKE	1	1	1		
16	45220-MCA-003	DISK COMP., L. FR. BRAKE	1	1	1		
17	90106-MBB-000	BOLT, DISK, 6X17	12	12	12		
18	90131-KPB-751	BOLT, TORX, 5X10	3	3	3		

3

F-13

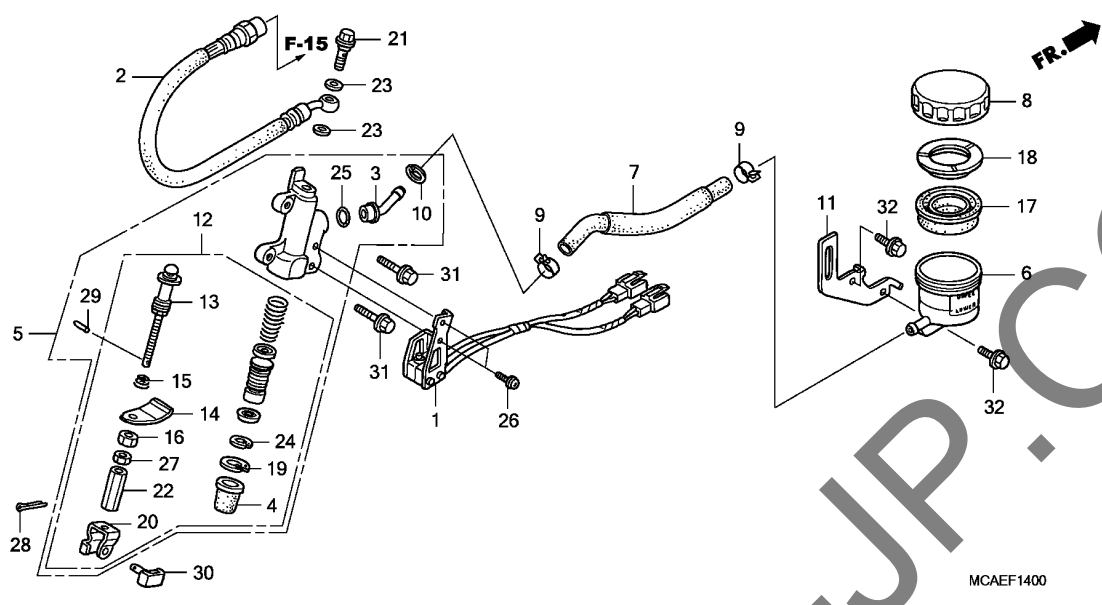
FRONT WHEEL

M 1



Ref. No.	Part No.	Description	Reqd. QTY			Serial No.	Parts catalogue code
			9	GL1800 A	C		
19	90305-ML7-000	BOLT, FR. AXLE	1	1	1		
20	91055-MCA-A61	BEARING, RADIAL BALL, 6004(LU)X2	2	2	2		
21	91253-443-761	DUST SEAL, 30X47X8(ARAI)	1	1	1		
22	91257-MAY-003	DUST SEAL, 28X42X8(NOK)	1	1	1		
23	91541-SOA-003	CLIP, HARNESS BAND(BLACK) (145MM)	1	1	1	-----	2ED,2F,2NZ,2U,3E,BR,KO,SI
24	96001-06016-00	BOLT, FLANGE, 6X16	2	2	2	-----	
25	96001-06020-00	BOLT, FLANGE, 6X20	1	1	1	-----	E,ED,F,U

3

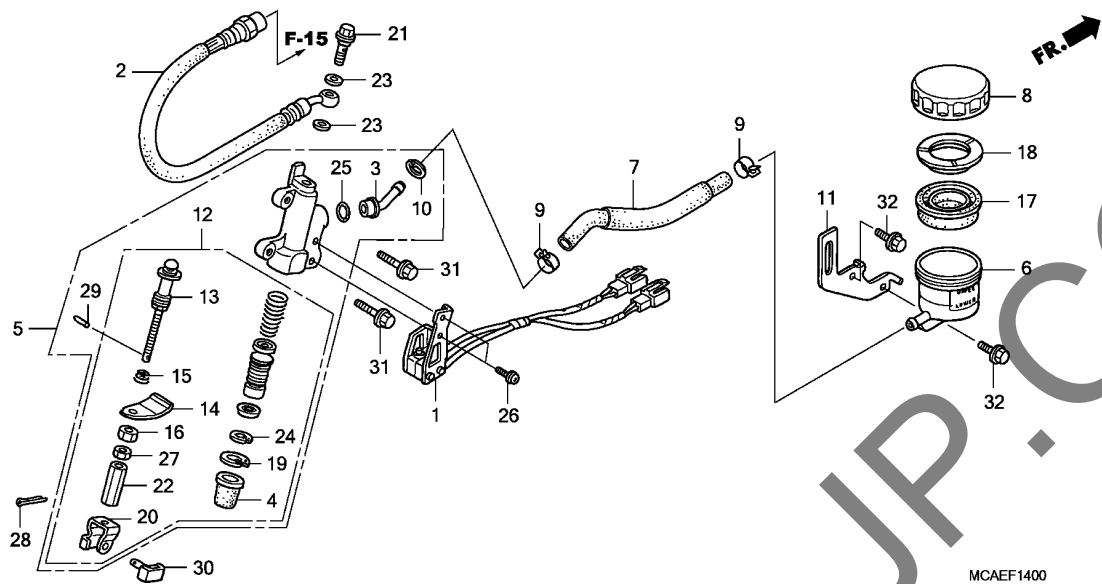


Ref. No.	L.O.N.	(Relative ref. Number) Description	F.R.T.
1	6151A7	SWITCH, REAR STOP & CRUISE ...	1.0
2	7121B5	HOSE A, REAR BRAKE MAININCLUDES: Bleed brakes	1.8
	7121B5A	.With airbag add	0.3
	7121U7	HOSE A, REAR BRAKE MAIN(A)INCLUDES: Bleed brakes	2.3
		.NOTE: '12- model	
5	712125	CYLINDER, REAR BRAKE MASTER .. .INCLUDES: Bleed brakes	1.1
6	7121F6	CUP, REAR MASTER CYLINDER OIL .INCLUDES: Bleed brakes	0.2
7	7121C2	HOSE, REAR MASTER CYLINDER OIL CUP	0.3
		.INCLUDES: Bleed brakes	
12	7121H0	PISTON SET, REAR BRAKE MASTER .INCLUDES: Bleed brakes	1.2
17	7121G7	DIAPHRAGM, REAR BRAKE MASTER CYLINDER	0.1

MCAEF1400

3

Ref. No.	Part No.	Description	Reqd. QTY			Serial No.	Parts catalogue code
			GL1800	A	C		
1	35300-MCA-A61	SWITCH SET, RR. STOP & CRUISE	1	1	1		
2	43310-MCA-003	MAIN HOSE A, RR. BRAKE	1	1	1		
3	43503-KCY-671	CONNECTOR	1	1	1		
4	43504-MB2-006	BOOT COMP.	1	1	1		
5	43510-MCA-016	CYLINDER SUB ASSY., RR. MASTER (NISSIN)	1	1	1		
6	43511-MCA-006	CUP, MASTER CYLINDER OIL	1	1	1		
7	43512-MCA-006	HOSE, RR. MASTER CYLINDER ...	1	1	1		
8	43513-MY1-006	CAP, OIL CUP	1	1	1		
9	43514-KS6-701	CLAMP, MASTER CYLINDER OIL HOSE	2	2	2		
10	43517-KS6-701	CIRCLIP, RR. MASTER CYLINDER	1	1	1		
11	43518-MCA-000	STAY, MASTER CYLINDER OIL CUP	1	1	1		
12	43520-MCA-016	PISTON SET, RR. MASTER CYLINDER	1	1	1		
13	43530-MCA-006	ROD COMP., PUSH	1	1	1		
14	43537-MCA-006	PLATE, SWITCH	1	1	1		
15	43538-MCA-006	SPRING, SWITCH	1	1	1		
16	43539-MN5-006	NUT, SWITCH PLATE(NISSIN) ...	1	1	1		
17	45520-300-000	DIAPHRAGM	1	1	1		
18	45521-MJ6-006	PLATE, DIAPHRAGM	1	1	1		
19	46182-MEL-D21	CIRCLIP	1	1	1		
20	46504-MT4-006	JOINT, BRAKE ROD	1	1	1		
21	90145-MS9-612	BOLT, OIL, 10X22	1	1	1		
22	90315-MCA-006	NUT, SPECIAL, 8MM	1	1	1		

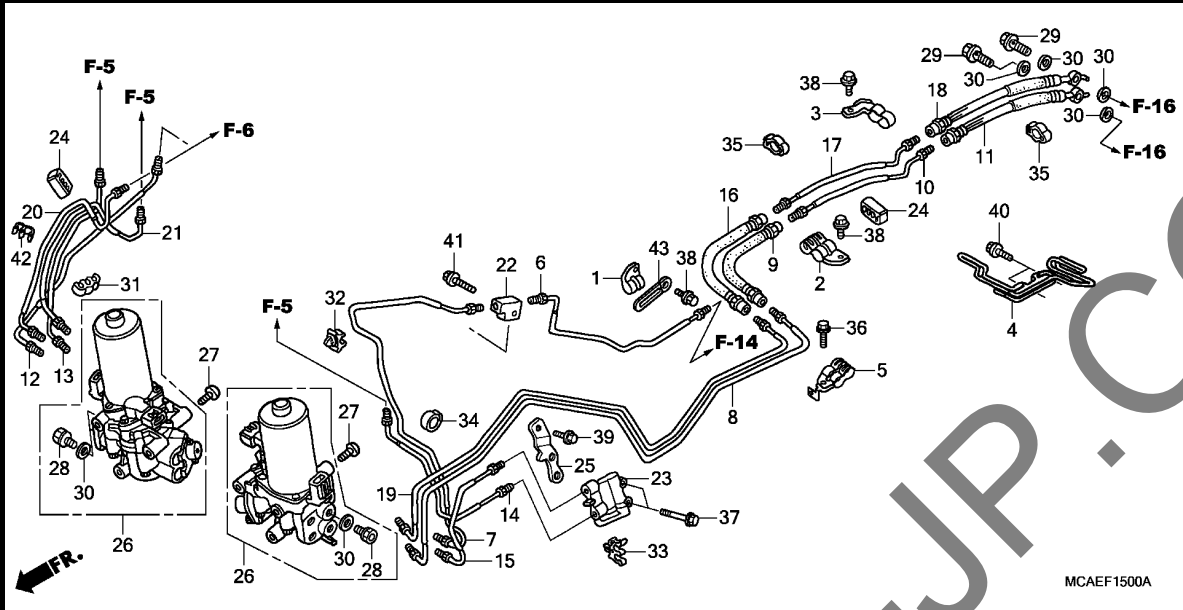


Ref. No.	Part No.	Description	Reqd. QTY			Serial No.	Parts catalogue code
			9	GL1800 A	C		
23	90545-300-000	WASHER, OIL BOLT	2	2	2		
24	90651-MBG-006	CIRCLIP, PISTON	1	1	1		
25	91212-422-006	O-RING, 14.8X2.4	1	1	1		
26	93893-04012-17	SCREW-WASHER, 4X12	2	2	2		
27	94002-08080-0S	NUT, HEX., 8MM	1	1	1		
28	94201-20150	PIN, SPLIT, 2.0X15	1	1	1		
29	94305-20102	PIN, SPRING, 2X10	1	1	1		
30	95015-54000	PIN D, JOINT	1	1	1		
31	95701-06022-08	BOLT, FLANGE, 6X22	2	2	2		
32	96001-06014-00	BOLT, FLANGE, 6X14	2	2	2		

F-15

PROPORTION' CONTROL VALVE

M 4



Ref. No.	L.O.N.	(Relative ref. Number) Description	F.R.T.
6	7121E2	PIPE A, REAR BRAKE MAIN .INCLUDES: Bleed brakes	1.9
	7121E2C	.With airbag add	0.3
7	7121E4	PIPE D, REAR BRAKE MAIN .INCLUDES: Bleed brakes	3.2
	7121E4C	.With navigation add	0.7
	7121Q3	PIPE D, REAR BRAKE MAIN(A)INCLUDES: Bleed brakes .NOTE: '12- model	4.4
8	7121E5	PIPE E, REAR BRAKE MAIN .INCLUDES: Bleed brakes	3.0
	7121E5D	.With airbag add	0.3
	7121E5C	.With navigation add	0.1
	7121Q4	PIPE E, REAR BRAKE MAIN(A)INCLUDES: Bleed brakes .NOTE: '12- model	3.5
9	7121B6	HOSE B, REAR BRAKE MAIN .INCLUDES: Bleed brakes	1.8
	7121B6B	.With airbag add	0.3
	7121V1	HOSE B, REAR BRAKE MAIN(A)INCLUDES: Bleed brakes .NOTE: '12- model	2.3
10	7121E3	PIPE C, REAR BRAKE MAIN .INCLUDES: Bleed brakes	1.8
+	7121E3A	.With airbag add	0.3

MCAEF1500A

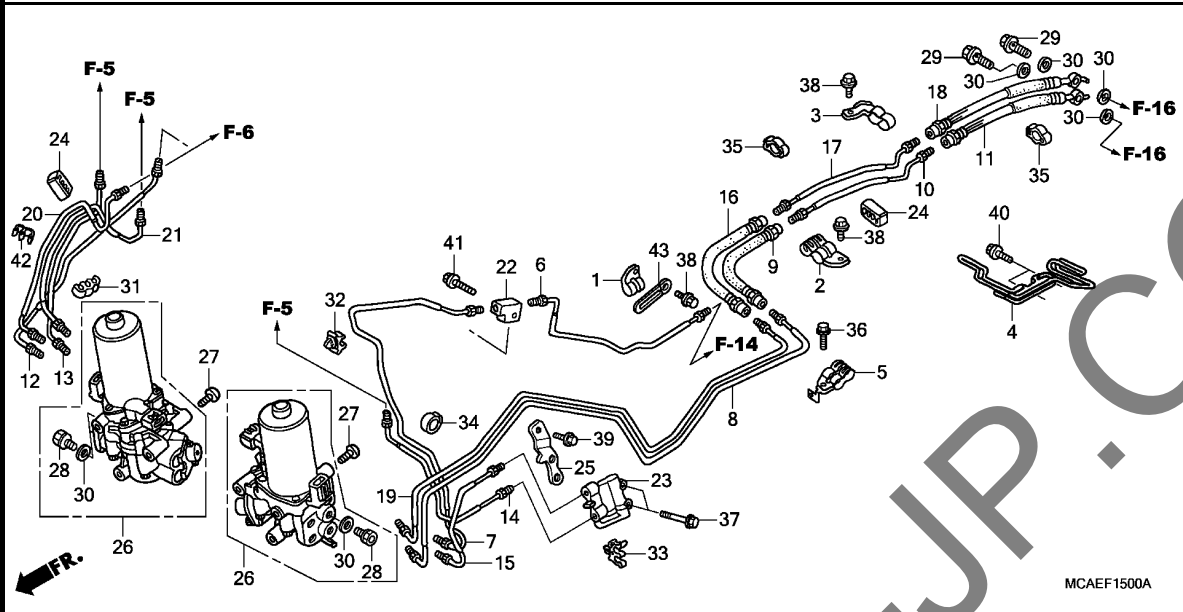
Ref. No.	Part No.	Description	Reqd. QTY			Serial No.	Parts catalogue code
			9	GL1800 A	C		
1	43156-MCA-000	CLAMPER A, RR. BRAKE HOSE ...	1	1	1		
2	43157-MCA-000	CLAMPER B, RR. BRAKE HOSE ...	1	1	1		
3	43158-MCA-000	CLAMPER C, RR. BRAKE HOSE ...	1	1	1		
4	43159-MCA-A20	GUIDE COMP., RR. BRAKE HOSE ...	1	1	1		
5	43161-MCA-000	CLAMPER D, RR. BRAKE HOSE ...	1	1	1		
6	43311-MCA-000	MAIN PIPE A, RR. BRAKE	1	1	1		
7	43312-MCA-750	MAIN PIPE D, RR. BRAKE	1	1	1		
8	43313-MCA-970	MAIN PIPE E, RR. BRAKE	1	1	1		
9	43314-MCA-971	MAIN HOSE B, RR. BRAKE	1	1	1		
10	43315-MCA-000	MAIN PIPE C, RR. BRAKE	1	1	1		
11	43316-MCA-A21	HOSE C, RR. BRAKE MAIN	1	1	1		
12	43320-MCA-970	SUB PIPE F, BRAKE	1	1	1		
13	43321-MCA-970	SUB PIPE G, BRAKE	1	1	1		
14	43326-MCA-A60	SUB PIPE C, BRAKE	1	1	1		
15	43327-MCA-H40	SUB PIPE H, BRAKE	1	1	1		
16	43329-MCA-971	SUB HOSE E, BRAKE	1	1	1		
17	43330-MCA-000	SUB PIPE E, BRAKE	1	1	1		
18	43331-MCA-A21	SUB HOSE F, BRAKE	1	1	1		
19	43332-MCA-970	SUB PIPE I, BRAKE	1	1	1		
20	45125-MCA-970	MAIN PIPE C, FR. BRAKE	1	1	1		
21	45126-MCA-970	MAIN PIPE D, FR. BRAKE	1	1	1		
22	45151-MCA-003	PIPE, THREE WAY JOINT	1	1	1		
23	46200-MCA-972	VALVE ASSY., PROPORTIONING CONTROL	1	1	1		
24	46395-SR3-J01	CLIP B, BRAKE PIPE	2	2	2		

3

F-15

PROPORTION' CONTROL VALVE

M 5



Ref. No.	L.O.N.	(Relative ref. Number) Description	F.R.T.
+10	7121U9	PIPE C, REAR BRAKE MAIN(A)INCLUDES: Bleed brakes .NOTE: '12- model	2.3
11	7121B7	HOSE C, REAR BRAKE MAIN	1.7
12	7121D5	PIPE F, FRONT BRAKE SUB	2.2
		.INCLUDES: Bleed brakes	
	7121D5C	.With navigation add	0.7
	7121P8	PIPE F, FRONT BRAKE SUB(A) ...	3.4
		.INCLUDES: Bleed brakes .NOTE: '12- model	
13	7121D6	PIPE G, FRONT BRAKE SUB	2.1
		.INCLUDES: Bleed brakes	
	7121D6C	.With navigation add	0.7
	7121P9	PIPE G, FRONT BRAKE SUB(A) ...	3.3
		.INCLUDES: Bleed brakes .NOTE: '12- model	
14	7121E7	PIPE C, REAR BRAKE SUB	2.3
		.INCLUDES: Bleed brakes	
	7121E7C	.With navigation add	0.7
	7121Q1	PIPE C, REAR BRAKE SUB(A)	3.5
		.INCLUDES: Bleed brakes .NOTE: '12- model	
15	7121E9	PIPE H, REAR BRAKE SUB	2.3
		.INCLUDES: Bleed brakes	

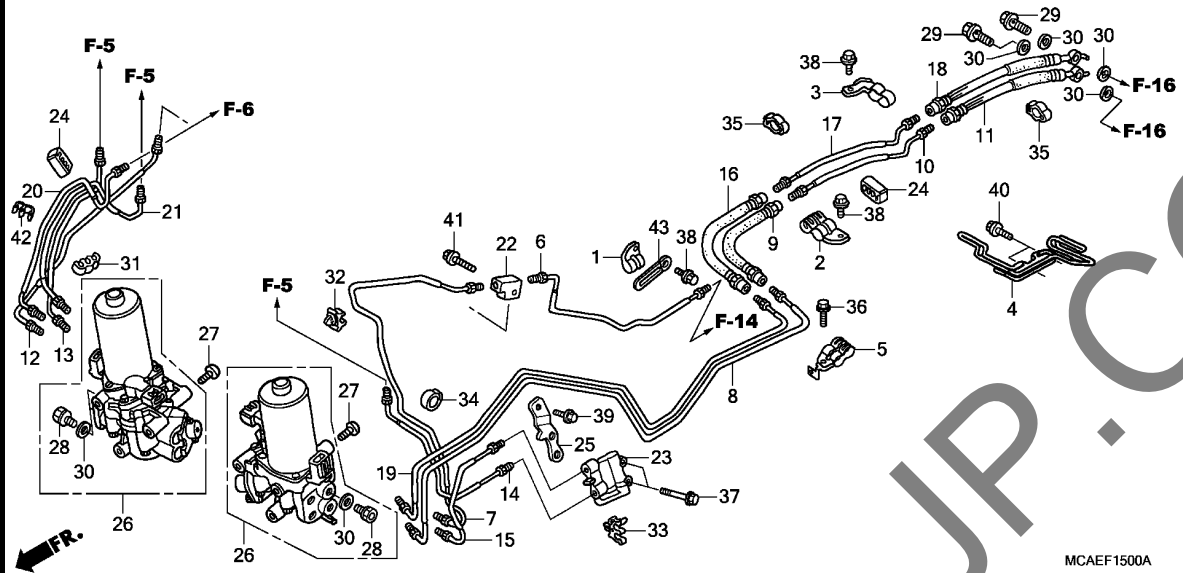
Ref. No.	Part No.	Description	Reqd. QTY			Serial No.	Parts catalogue code
			9	GL1800 A	C		
25	50307-MCA-A60	STAY, P.C.V.	1	1	1		
26	57100-MCA-971	MODULATOR ASSY., ABS	2	2	2		
27	90118-MR1-000	SCREW, PAN, 6X14	6	6	6		
28	90145-MCA-971	BOLT, OIL, 10X10.6	8	8	8		
29	90145-MS9-612	BOLT, OIL, 10X22	2	2	2		
30	90545-300-000	WASHER, OIL BOLT	12	12	12		
31	90662-MCA-971	CLAMP, BRAKE PIPE(6.8X3)	1	1	1		
32	90663-MCA-971	CLAMP, BRAKE PIPE(6.8)	1	1	1		
33	90664-MCA-003	CLAMP, BRAKE PIPE(7.0X2)	1	1	1		
34	90683-KJ2-003	CLIP, WIRE HARNESS	1	1	1		
35	90690-MCA-003	CLIP, CABLE, 14MM	2	2	2		
36	95701-06020-08	BOLT, FLANGE, 6X20	1	1	1		
37	95701-06032-08	BOLT, FLANGE, 6X32	2	2	2		
38	96001-06012-07	BOLT, FLANGE, 6X12	3	3	3		
39	96001-06014-07	BOLT, FLANGE, 6X14	1	1	1		
40	96001-06016-00	BOLT, FLANGE, 6X16	2	2	2		
41	96001-06025-00	BOLT, FLANGE, 6X25	1	1	1		
42	11152-KS4-003	CLAMP, PIPE	-	-	1	-----	2ED,2F,2U,3E,K0,SI
43	32170-443-850	CLIP, WIRE HARNESS	-	-	1		

3

F-15

PROPORTION' CONTROL VALVE

M 6



Ref. No.	L.O.N.	(Relative ref. Number) Description	F.R.T.
+15	7121E9C	.With navigation add	0.7
	7121Q2	PIPE H, REAR BRAKE SUB(A)	3.5
		.INCLUDES: Bleed brakes	
		.NOTE: '12- model	
16	7121B9	HOSE E, REAR BRAKE SUB	1.8
		.INCLUDES: Bleed brakes	
	7121B9A	.With airbag add	0.3
	7121V0	HOSE E, REAR BRAKE SUB(A)	2.3
		.INCLUDES: Bleed brakes	
		.NOTE: '12- model	
17	7121E8	PIPE E, REAR BRAKE SUB	1.8
		.INCLUDES: Bleed brakes	
	7121E8A	.With airbag add	0.3
	7121U8	PIPE E, REAR BRAKE SUB(A)	2.3
		.INCLUDES: Bleed brakes	
		.NOTE: '12- model	
18	7121C0	HOSE F, REAR BRAKE SUB	1.7
		.INCLUDES: Bleed brakes	
19	7121F0	PIPE I, REAR BRAKE SUB	3.0
		.INCLUDES: Bleed brakes	
	7121F0C	.With airbag add	0.3
	7121F0D	.With navigation add	0.1
	7121Q0	PIPE I, REAR BRAKE SUB(A)	3.5
		.INCLUDES: Bleed brakes	
		.NOTE: '12- model	

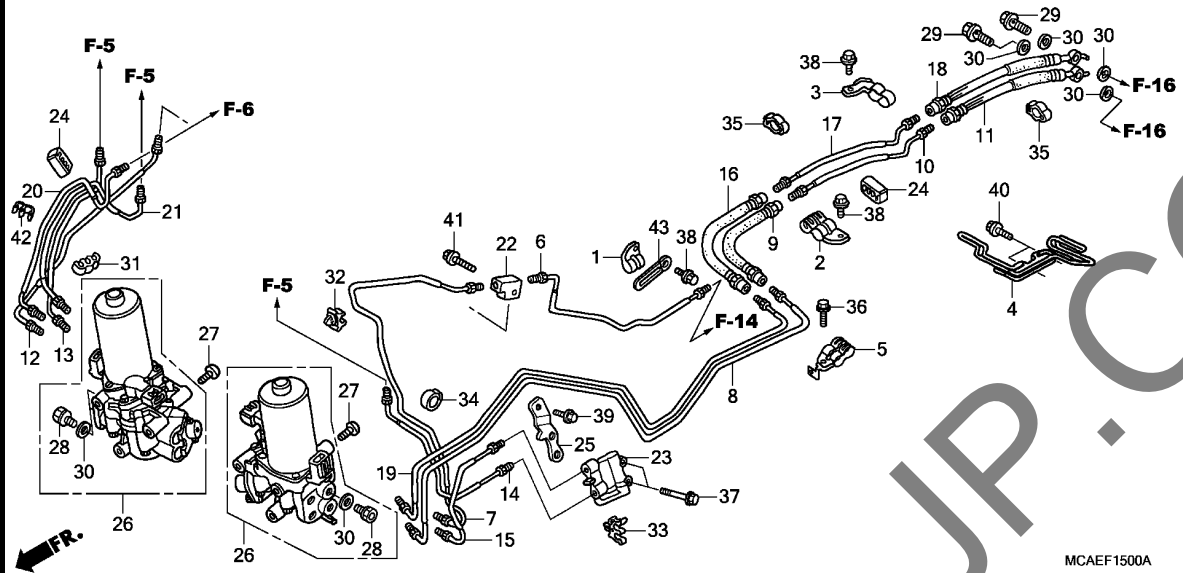
3

YUMBO-JP.COM

F-15

PROPORTION' CONTROL VALVE

M 7



Ref. No.	L.O.N.	(Relative ref. Number) Description	F.R.T.
20	7121D1	PIPE C, FRONT BRAKE MAININCLUDES: Bleed brakes	2.1
	7121D1C	.With navigation add	0.7
	7121P7	PIPE C, FRONT BRAKE MAIN(A) .. .INCLUDES: Bleed brakes .NOTE: '12- model	3.3
21	7121D2	PIPE D, FRONT BRAKE MAININCLUDES: Bleed brakes	2.1
	7121D2C	.With navigation add	0.7
	7121P6	PIPE D, FRONT BRAKE MAIN(A) .. .INCLUDES: Bleed brakes .NOTE: '12- model	3.3
23	7121H2	VALVE, PROPORTIONING CONTROL .. .INCLUDES: Bleed brakes	2.3
	7121H2C	.With navigation add	0.7
	7121Q5	VALVE, PROPORTIONING CONTROL (A) .. .INCLUDES: Bleed brakes .NOTE: '12- model	3.5
26	7111E3	MODULATOR, ABS :FRONTINCLUDES: Bleed brakes	2.5
	711197	MODULATOR, ABS :REARINCLUDES: Bleed brakes	2.5
	7111H3	MODULATOR, ABS :BOTHINCLUDES: Bleed brakes	2.7

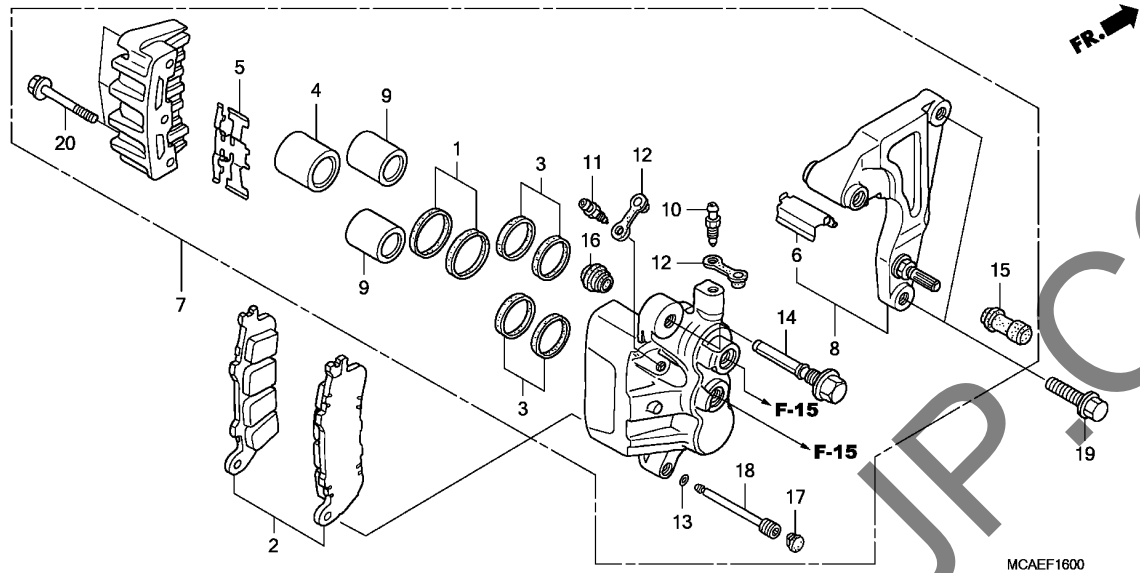
YUMBO-JP.COM

3

F-16

REAR BRAKE CALIPER

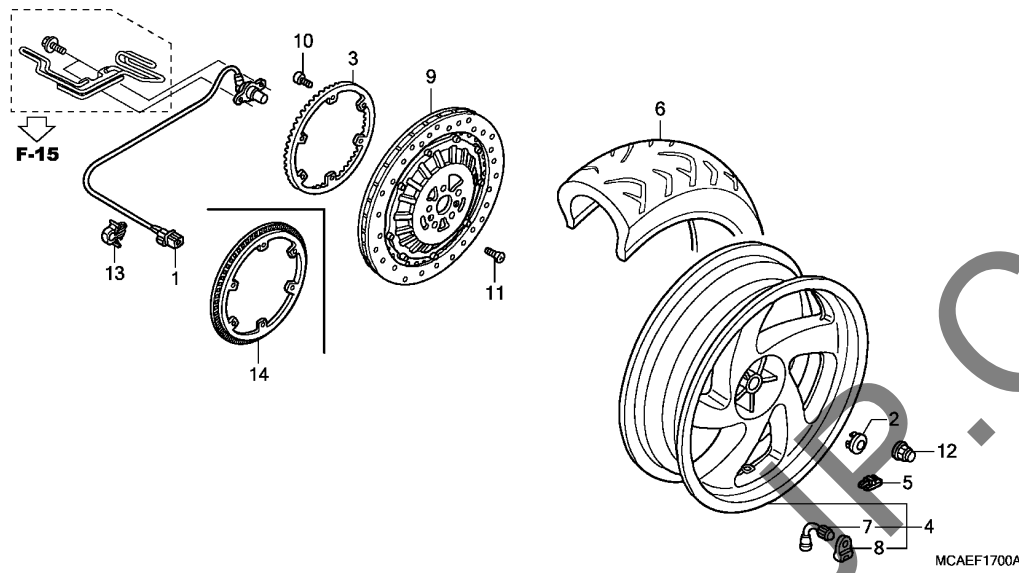
M 8



Ref. No.	L.O.N.	(Relative ref. Number) Description	F.R.T.
2	711140	SHOE(PAD) SET, BRAKE :REAR ... (1,3,9)	0.4
4	711105	PISTON, REAR BRAKE CALIPERINCLUDES: Bleed brakes .NOTE: Same time for two units or more	1.2
	711105B	.With stereo amplifier add ...	0.3
7	711155	CALIPER, REAR BRAKEINCLUDES: Bleed brakes	1.0
	711155B	.With stereo amplifier add ...	0.3
8	7111C1	BRACKET, REAR CALIPER	0.5
	7111C1B	.With stereo amplifier add ...	0.3

3

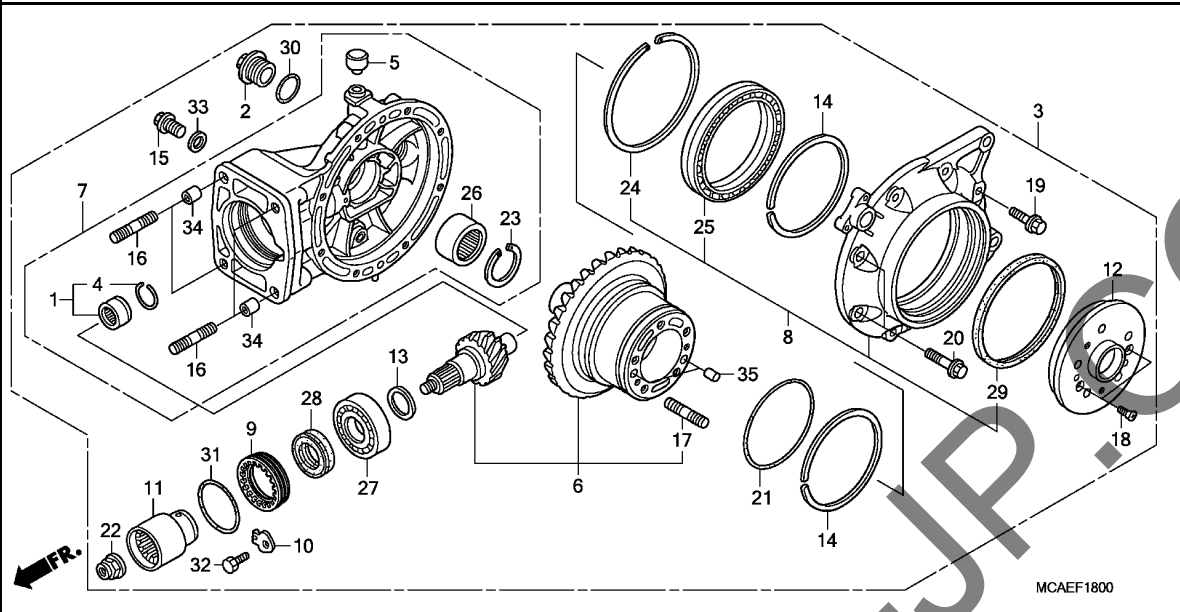
Ref. No.	Part No.	Description	Reqd. QTY			Serial No.	Parts catalogue code
			9	GL1800 A	C		
1	06431-MA3-405	SEAL SET, PISTON	1	1	1		
2	06435-MCA-016	PAD SET, RR.	1	1	1		
3	06451-MZ2-405	SEAL SET, PISTON	2	2	2		
4	43107-MAJ-G41	PISTON, 27X31	1	1	1		
5	43108-MCA-006	SPRING, PAD	1	1	1		
6	43112-MCA-006	RETAINER, RR. BRACKET	1	1	1		
7	43150-MCA-006	CALIPER SUB ASSY., RR.(NISSIN)	1	1	1		
8	43190-MCA-006	BRACKET SUB ASSY., RR.	1	1	1		
9	43207-MAJ-G41	PISTON, 22X39	2	2	2		
10	43352-HC5-971	SCREW, BLEEDER(NISSIN)	1	1	-		
	43352-568-003	-	-	1		
11	43352-568-003	SCREW, BLEEDER(NISSIN)	1	1	1		
12	43353-461-771	CAP, BLEEDER	2	2	2		
13	45111-MAJ-G41	RING, STOPPER	1	1	1		
14	45131-MZ2-006	PIN, BOLT	1	1	1		
15	45132-166-016	BOOT, PIN BUSH(NISSIN)	1	1	1		
16	45133-MA3-006	BOOT B	1	1	1		
17	45203-MCC-006	PLUG, PIN	1	1	1		
18	45215-MAJ-G41	PIN, HANGER	1	1	1		
19	90131-MY9-870	BOLT, FLANGE, 10X32	2	2	2		
20	90135-MAJ-G41	BOLT, FLANGE, 8X45	3	3	3		



Ref. No.	L.O.N.	(Relative ref. Number) Description	F.R.T.
1	617197	SENSOR, WHEEL SPEED :REAR	1.4
	617197A	.With stereo amplifier add ...	0.2
	617197C	.With airbag add	0.3
	6171E2	SENSOR, WHEEL SPEED(A) :REAR ...	2.1
		.NOTE: '12- model	
3		(14)	
	7101B1	RING, PULSER :REAR	0.5
	7101B1A	.With stereo amplifier add ...	0.3
4	710118	REAR WHEEL	1.0
		.INCLUDES: Balance	
	710118A	.With stereo amplifier add ...	0.3
5	7101E1	WEIGHT, BALANCE :REAR	0.6
	7101E1A	.With stereo amplifier add ...	0.3
6	710142	REAR TIRE(ONE)	0.9
		.INCLUDES: Balance	
	710142A	.With stereo amplifier add ...	0.3
9	711145	DISC, REAR BRAKE	0.5
	711145A	.With stereo amplifier add ...	0.3

Ref. No.	Part No.	Description	Reqd. QTY			Serial No.	Parts catalogue code
			9	GL1800 A	C		
1	38510-MCA-A30	SENSOR, RR. WHEEL SPEED	1	1	1		
2	42303-MT4-000	CAP, RR. AXLE	1	1	1		
3	42515-MCA-971	RING, RR. PULSER	1	1	-		
4	42650-MCA-D00	WHEEL SUB ASSY., RR.	1	1	-		
	42650-MCA-B20	-	-	1		
5	42704-MCF-D60	WEIGHT, BALANCE(10G)	N	N	-		
	42705-MCF-D60	WEIGHT, BALANCE(20G)	N	N	-		
	42706-MCF-D60	WEIGHT, BALANCE(30G)	N	N	-		
	42704-MER-D00	WEIGHT, BALANCE(10G)	-	-	N		
	42705-MER-D00	WEIGHT, BALANCE(20G)	-	-	N		
	42706-MER-D00	WEIGHT, BALANCE(30G)	-	-	N		
6	42711-MCA-A63	TIRE, RR. (BRIDGESTONE) (180/60R16 M/C 74H)	1	1	1		
7	42753-KJ9-003	VALVE, RIM(BRIDGESTONE)	1	1	1		
8	42754-MN5-000	HOLDER, RIM VALVE	1	1	1		
9	43250-MCA-013	DISK COMP., RR. BRAKE	1	1	1		
10	90131-KPB-751	BOLT, TORX, 5X10	6	6	-		
	90131-KFK-630	-	-	6		
11	90132-MCA-000	SCREW, FLAT, 6X16	2	2	2		
12	90307-MCA-000	NUT, WHEEL	5	5	5		
13	90660-ZA0-600	CLIP, ENGINE KILL SWITCH CORD	1	1	1		
14	42515-MCA-S70	RING, PULSER(RR.)	-	-	1		





Ref. No.	L.O.N.	(Relative ref. Number) Description	F.R.T.
1	2131G8	BEARING, REAR PINION GEAR :REAR	2.1
		.With stereo amplifier add ...	0.3
3	2131B1	GEAR ASSY., FINAL DRIVEN	0.8
		.With stereo amplifier add ...	0.3
6	2131B4	GEAR SET, FINAL DRIVEN	2.6
		.With stereo amplifier add ...	0.3
7	213120	CASE, FINAL GEAR	2.3
		.With stereo amplifier add ...	0.3
8	2131B9	COVER SET, FINAL GEAR :REAR ..	1.3
		.With stereo amplifier add ...	0.3
9	2131B0	RETAINER, FINAL DRIVEN GEAR BEARING	1.2
		.With stereo amplifier add ...	0.3
11	2131C1	JOINT, REAR PINION	1.0
		.With stereo amplifier add ...	0.3
12	7101A4	FLANGE, FINAL DRIVEN	0.6
		.With stereo amplifier add ...	0.3
13	2131C2	SHIM, PINION GEAR	1.5
		.With stereo amplifier add ...	0.3
14	2131C5	SHIM, RING GEAR	1.3
		.With stereo amplifier add ...	0.3
25	2131E8	BEARING, REAR RING GEAR :LEFT	1.3
		.With stereo amplifier add ...	0.3

MCAEF1800

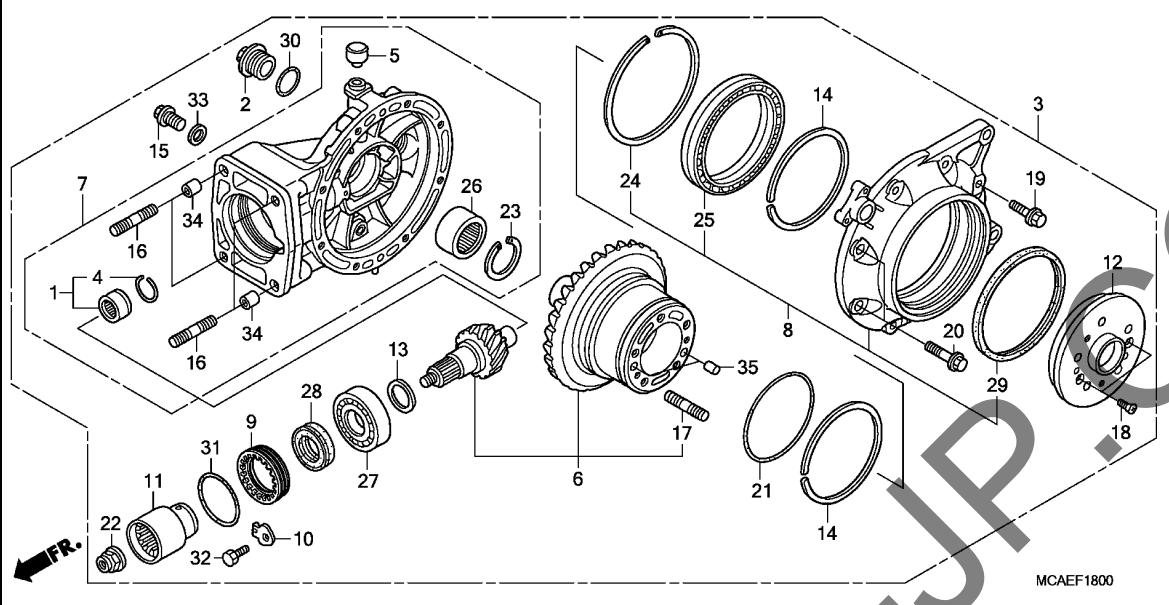
Ref. No.	Part No.	Description	Reqd. QTY			Serial No.	Parts catalogue code
			9	GL1800 A	C		
1	06910-MCA-000	BEARING SET, NEEDLE	1	1	1		
2	12361-035-000	CAP, TAPPET ADJUSTING HOLE ..	1	1	1		
3	41300-MCA-A21	GEAR ASSY., FINAL	1	1	1		
4	41305-MB4-770	RING, STOPPER	1	1	1		
5	41306-MB0-020	CAP, BREATHER	1	1	1		
6	41310-MCA-010	GEAR SET, FINAL	1	1	1		
7	41311-MCA-A21	CASE SUB ASSY., FINAL GEAR ..	1	1	1		
8	41320-MCA-000	COVER SUB ASSY., FINAL GEAR ..	1	1	1		
9	41331-MN5-000	RETAINER, BEARING	1	1	1		
10	41332-415-000	LOCK A, BEARING ADJUSTING (SINGLE TAB)	1	1	1		
	41333-415-000	LOCK B, BEARING ADJUSTING (DOUBLE TABS)	1	1	1		
11	41410-MN5-000	JOINT, PINION	1	1	1		
12	41441-MCA-010	FLANGE, FINAL GEAR SIDE	1	1	1		
13	41450-MG9-000	SHIM A, PINION GEAR(1.32)	1	1	1		
	41451-MG9-000	SHIM B, PINION GEAR(1.38)	1	1	1		
	41452-MG9-000	SHIM C, PINION GEAR(1.44)	1	1	1		
	41453-MG9-000	SHIM D, PINION GEAR(1.50)	1	1	1		
	41454-MG9-000	SHIM E, PINION GEAR(1.56)	1	1	1		
	41455-MG9-000	SHIM F, PINION GEAR(1.62)	1	1	1		
	41456-MG9-000	SHIM G, PINION GEAR(1.68)	1	1	1		
14	41530-MCA-000	SHIM A, RING GEAR(1.82)	2	2	2		
	41531-MCA-000	SHIM B, RING GEAR(1.88)	2	2	2		
	41532-MCA-000	SHIM C, RING GEAR(1.94)	2	2	2		
	41533-MCA-000	SHIM D, RING GEAR(2.00)	2	2	2		
	41534-MCA-000	SHIM E, RING GEAR(2.06)	2	2	2		

3

F-18

FINAL DRIVEN GEAR

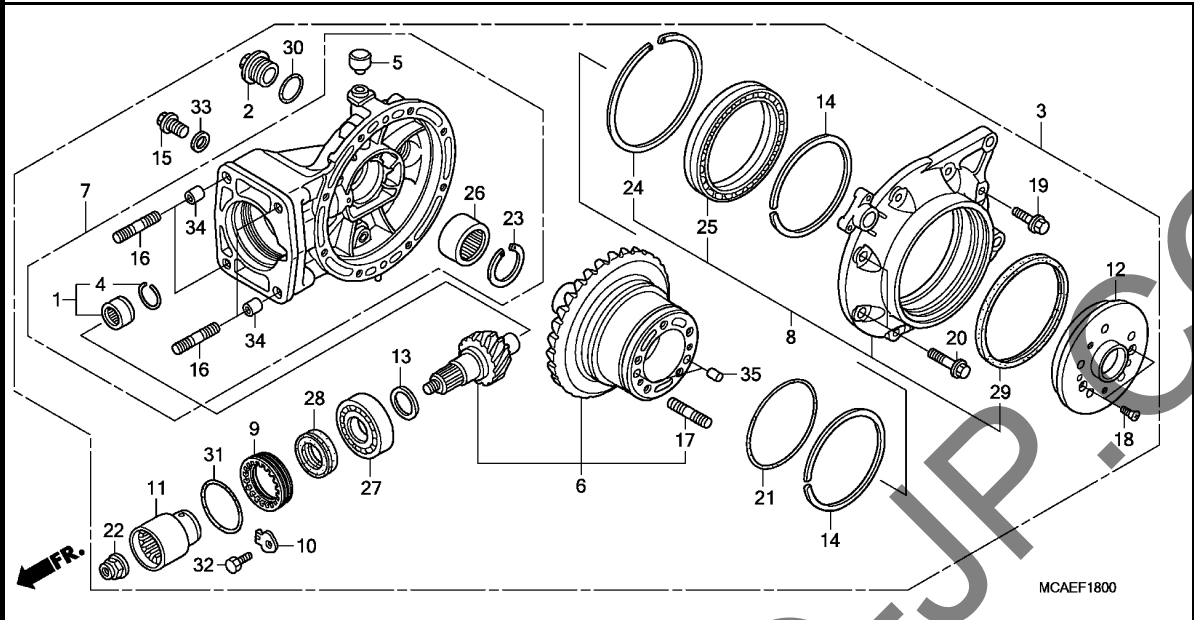
M11



Ref. No.	L.O.N.	(Relative ref. Number) Description	F.R.T.
26	2131E9	BEARING, REAR RING GEAR :RIGHT	1.2
	2131E9A	.With stereo amplifier add ...	0.3
	2131F2	BEARING, REAR RING GEAR :BOTH	1.5
	2131F2A	.With stereo amplifier add ...	0.3
27	2131A1	BEARING, REAR PINION GEAR	
		:FRONT	1.5
	2131A1A	.With stereo amplifier add ...	0.3
28	2131G7	OIL SEAL, PINION GEAR :REAR ..	1.1
	2131G7A	.Replace 1 oil seal add	0.3
29		(21)	
	2131F6	OIL SEAL, REAR FINAL GEAR	
		:LEFT	1.3
	2131F6A	.With stereo amplifier add ...	0.3

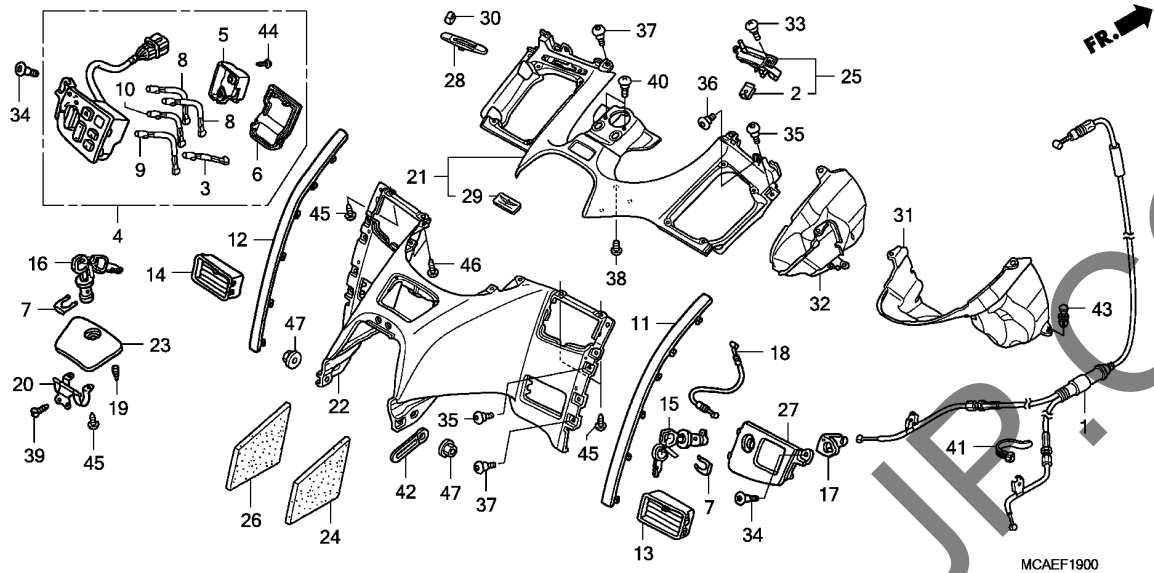
Ref. No.	Part No.	Description	Reqd. QTY			Serial No.	Parts catalogue code
			9	GL1800 A	C		
14)	41535-MCA-000	SHIM F, RING GEAR(2.12)	2	2	2		
	41536-MCA-000	SHIM G, RING GEAR(2.18)	2	2	2		
	41537-MCA-000	SHIM H, RING GEAR(2.24)	2	2	2		
	41538-MCA-000	SHIM I, RING GEAR(2.30)	2	2	2		
	41539-MCA-000	SHIM J, RING GEAR(2.36)	2	2	2		
	41540-MCA-000	SHIM K, RING GEAR(2.42)	2	2	2		
	41541-MCA-000	SHIM L, RING GEAR(2.48)	2	2	2		
	41542-MCA-000	SHIM M, RING GEAR(2.54)	2	2	2		
	41543-MCA-000	SHIM N, RING GEAR(2.60)	2	-	-		
	41544-MCA-000	SHIM P, RING GEAR(2.66)	2	-	-		
	41546-MCA-000	SHIM R, RING GEAR(1.70)	-	2	2		
	41547-MCA-000	SHIM S, RING GEAR(1.76)	-	2	2		
15	90118-MCH-000	BOLT, PLUG, 14MM	1	1	1		
16	90124-MCA-300	BOLT, STUD, 12X53	4	4	4		
17	90125-MCA-300	BOLT, STUD, 12X46	5	5	5		
18	90132-MCA-000	SCREW, FLAT, 6X16	2	2	2		
19	90133-MCA-000	BOLT, FLANGE, 8X30	6	6	6		
20	90134-MCA-000	BOLT, FLANGE, 10X38	2	2	2		
21	90351-MCA-003	O-RING	1	1	1		
22	90381-MT3-000	NUT, HEX., 16MM	1	1	1		
23	90652-MCA-003	CIRCLIP, INTERNAL, 47MM	1	1	1		
24	90653-MCA-000	CIRCLIP, INTERNAL, 125MM	1	1	1		
25	91051-MCA-003	BEARING, RADIAL BALL, 100X125X26	1	1	1		
26	91052-MCA-003	BEARING, NEEDLE, 30X47X23 ...	1	1	1		
27	91061-MT3-003	BEARING, RADIAL BALL(QJ3/28V1)	1	1	1		

3



Ref. No.	Part No.	Description	Reqd. QTY			Serial No.	Parts catalogue code
			9	GL1800 A	C		

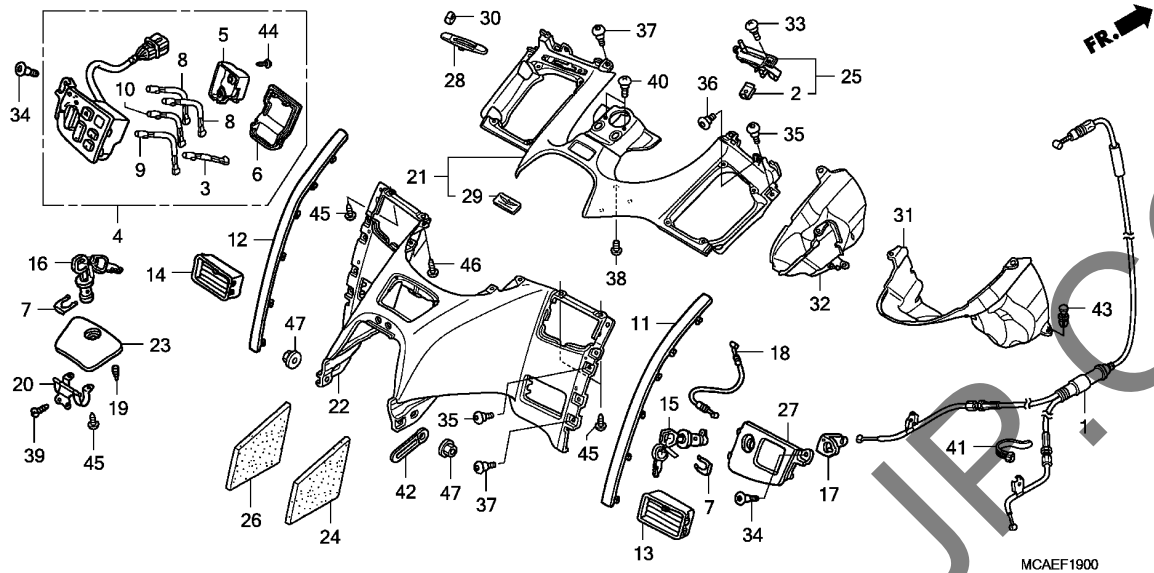
28	91262-MY3-003	OIL SEAL, 39X56X7 (NOK)	1	1	1		
29	91265-MCA-003	OIL SEAL, 110X125X7	1	1	1		
30	91302-001-020	O-RING, 30.8MM	1	1	1		
31	91359-MG9-003	O-RING, 64.5X3.5 (ARAI)	1	1	1		
32	92101-06012-0A	BOLT, HEX., 6X12	1	1	1		
33	94109-14000	WASHER, DRAIN PLUG, 14MM	1	1	1		
34	94301-14200	DOWEL PIN, 14X20	2	2	2		
35	94303-10160	DOWEL PIN, 10X16	2	2	2		



Ref. No.	L.O.N.	(Relative ref. Number) Description	F.R.T.
1	8111C6	CABLE, EXHAUST PROTECTOR ADJUSTING (8,9,10)	0.6
3	6161G2	BULB, HEIGHT CONTROL SWITCH .. NOTE: Same time for two units or more	0.4
4	615140	SWITCH, HEIGHT CONTROL	0.3
11	4111B7	MOLDING, COWL TRIM :RIGHT	0.1
12	4111B6	MOLDING, COWL TRIM :LEFT	0.1
	4111K2	MOLDING, COWL TRIM :BOTH	0.1
13	4111F7	OUTLET, LOWER FRESH AIR :RIGHT	0.2
14	4111F6	OUTLET, LOWER FRESH AIR :LEFT	0.2
	4111R7	OUTLET, LOWER FRESH AIR :BOTH	0.4
15	411130	LOCK, POCKET LID	0.2
16	3101B7	LOCK, FUEL LID	0.1
18	8111A9	CABLE, POCKET LOCK	0.2
20	4131H4	HINGE, SHELTER LID	0.7
21	413115	SHELTER	0.9
22	4131H5	SHELTER, TOP	0.9
23	413116	LID, SHELTER	0.1
25	4111S6	LEVER, LOWER VENT ADJUSTER	0.2
27	4131H6	PANEL, SHELTER SWITCH	0.2
31	4131H8	COVER, SHELTER INNER :RIGHT	0.8
32	4131H7	COVER, SHELTER INNER :LEFT	0.8
	4131T3	COVER, SHELTER INNER :BOTH	0.8

Ref. No.	Part No.	Description	Reqd. QTY		Serial No.	Parts catalogue code
			GL1800	A		
1	18337-MCA-A71	CABLE COMP., EX. PIPE PROTECTOR ADJUSTING	1	1		E,ED,F,U
2	19014-KEA-003	NUT, SETTING	1	1		E,ED,F,U
3	35201-MCA-003	BULB COMP.(B)(T3) (CORD LENGTH:45MM)	1	1		E,ED,F,U
4	35800-MCA-A61	SWITCH ASSY., LEVELING	1	1		E,ED,F,U
5	35801-MCA-003	COVER, LENS	1	1		E,ED,F,U
6	35802-MCA-003	COVER	1	1		E,ED,F,U
7	37222-MCA-000	SPRING, LOCK KEY SETTING	2	2		E,ED,F,U
8	39206-MCA-013	BULB COMP.(C)(T3) (CORD LENGTH:100MM)	2	2		E,ED,F,U
9	39207-MCA-013	BULB COMP.(B)(T3) (CORD LENGTH:120MM)	1	1		E,ED,F,U
10	39208-MCA-003	BULB COMP.(B)(T3) (CORD LENGTH:75MM)	1	1		E,ED,F,U
11	64204-MCA-000YE	MOLDING, R. COWL TRIM *B205M*MONTEREY BLUE METALLIC	1	-		E,ED,F
	64204-MCA-000YF	*NHA54M* PEWTER SILVER METALLIC	1	-		E,ED,F,U
	64204-MCA-000ZM	*R287M* BLOODSTONE RED METALLIC	1	-		E,ED,F,U
	64204-MCA-000YG	*B191M*COLUMBIA BLUE METALLIC	1	-		U
	64204-MCA-000YH	*YR292M* MESQUITE BROWN METALLIC	-	1		E,ED,F
	64204-MCA-000ZD	*Y130P*..PEARL HOT ROD YELLOW	-	1		E,ED,F,U
	64204-MCA-000ZE	*NH326P*..PEARL GLACIER WHITE	-	1		E,ED,F,U

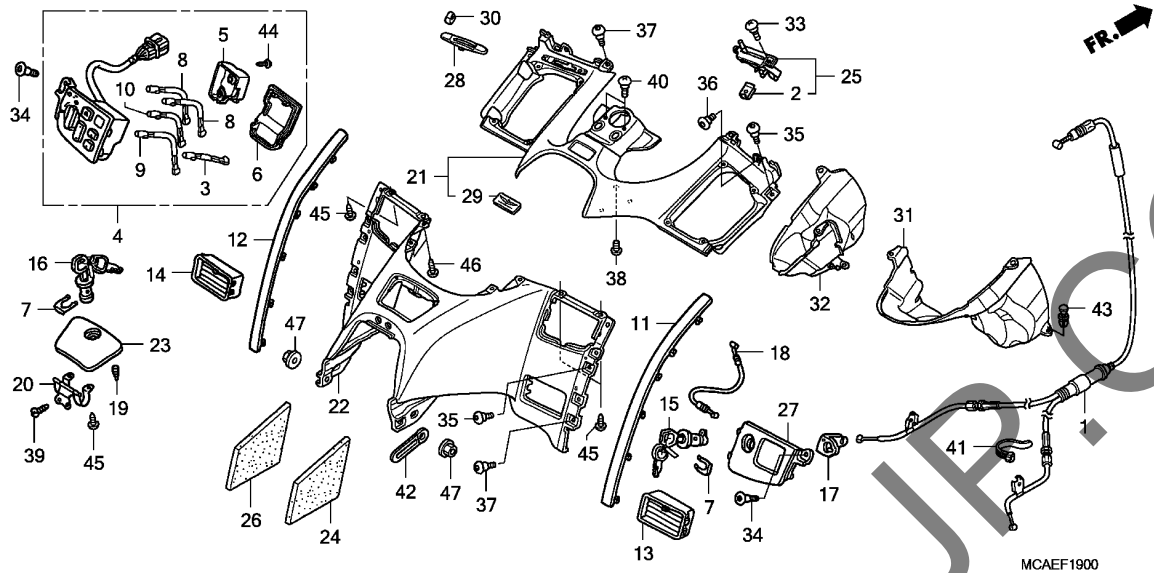




Ref. No.	Part No.	Description	Reqd. QTY		Serial No.	Parts catalogue code
			GL1800	A C		
11)	64204-MCA-000ZY	MOLDING, R. COWL TRIM *NHA73M*	-	-	-	-
		NEBULOUS BLACK METALLIC	1	-	-	E,ED,F,U
	64204-MCA-000YC	*R325M*.CALIENTE RED METALLIC	1	-	-	U
12	64214-MCA-000YE	MOLDING, L. COWL TRIM *B205M*MONTEREY BLUE METALLIC	1	-	-	E,ED,F
	64214-MCA-000YF	*NHA54M*	-	-	-	-
	64214-MCA-000ZM	*R287M*	1	-	-	E,ED,F,U
		BLOODSTONE RED METALLIC	1	-	-	E,ED,F,U
	64214-MCA-000YG	*B191M*COLUMBIA BLUE METALLIC	1	-	-	U
	64214-MCA-000YH	*YR292M*	-	-	-	-
		MESQUITE BROWN METALLIC	1	-	-	E,ED,F
	64214-MCA-000ZD	*Y130P*..PEARL HOT ROD YELLOW	1	-	-	E,ED,F,U
	64214-MCA-000ZE	*NH326P*..PEARL GLACIER WHITE	1	-	-	E,ED,F,U
	64214-MCA-000ZY	*NHA73M*	-	-	-	-
		NEBULOUS BLACK METALLIC	1	-	-	E,ED,F,U
	64214-MCA-000YC	*R325M*.CALIENTE RED METALLIC	1	-	-	U
13	64445-MCA-000	OUTLET ASSY., R. LOWER FRESH AIR	1	1	-	E,ED,F,U
14	64455-MCA-000	OUTLET ASSY., L. LOWER FRESH AIR	1	1	-	E,ED,F,U
15	77233-MCA-003	LOCK ASSY., POCKET LID	1	1	-	E,ED,F,U
16	77234-MCA-003	LOCK ASSY., FUEL LID	1	1	-	E,ED,F,U
17	77236-MCA-000	PLATE, POCKET LOCK	1	1	-	E,ED,F,U
18	77241-MCA-000	CABLE, POCKET LOCK	1	1	-	E,ED,F,U
19	83132-MN5-000	RUBBER, SHELTER LID	2	2	-	E,ED,F,U
20	83140-MCA-000	HINGE COMP.	1	1	-	E,ED,F,U

Ref. No.	Part No.	Description	Reqd. QTY			Serial No.	Parts catalogue code
			9	GL1800 A	C		
21	83150-MCA-H50ZA	SHELTER ASSY., FR. *NH1*.....BLACK	1	1	-	-----	E,ED,F,U
22	83152-MCA-000YE	SHELTER, TOP *B205M*MONTEREY BLUE METALLIC	1	-	-	-----	E,ED,F
	83152-MCA-000YF	*NHA54M* PEWTER SILVER METALLIC	1	-	-	-----	E,ED,F,U
	83152-MCA-000ZM	*R287M* BLOODSTONE RED METALLIC	1	-	-	-----	E,ED,F,U
	83152-MCA-000YG	*B191M*COLUMBIA BLUE METALLIC	1	-	-	-----	U
	83152-MCA-000YH	*YR292M* MESQUITE BROWN METALLIC	-	1	-	-----	E,ED,F
	83152-MCA-000ZD	*Y130P*..PEARL HOT ROD YELLOW	-	1	-	-----	E,ED,F,U
	83152-MCA-000ZE	*NH326P*..PEARL GLACIER WHITE	-	1	-	-----	E,ED,F,U
	83152-MCA-000ZY	*NHA73M* NEBULOUS BLACK METALLIC	-	1	-	-----	E,ED,F,U
	83152-MCA-000YC	*R325M*.CALIENTE RED METALLIC	-	1	-	-----	U
23	83153-MCA-000YE	LID, SHELTER *B205M*MONTEREY BLUE METALLIC	1	-	-	-----	E,ED,F
	83153-MCA-000YF	*NHA54M* PEWTER SILVER METALLIC	1	-	-	-----	E,ED,F,U
	83153-MCA-000ZM	*R287M* BLOODSTONE RED METALLIC	1	-	-	-----	E,ED,F,U
	83153-MCA-000YG	*B191M*COLUMBIA BLUE METALLIC	1	-	-	-----	U
	83153-MCA-000YH	*YR292M* MESQUITE BROWN METALLIC	-	1	-	-----	E,ED,F
	83153-MCA-000ZD	*Y130P*..PEARL HOT ROD YELLOW	-	1	-	-----	E,ED,F,U
	83153-MCA-000ZE	*NH326P*..PEARL GLACIER WHITE	-	1	-	-----	E,ED,F,U
	83153-MCA-000ZY	*NHA73M* NEBULOUS BLACK METALLIC	-	1	-	-----	E,ED,F,U
	83153-MCA-000YC	*R325M*.CALIENTE RED METALLIC	-	1	-	-----	U
24	83154-MCA-D00	MAT, R. TOP SHELTER	1	1	-	-----	E,ED,F,U
25	83155-MCA-A70	LEVER ASSY., LOWER VENT ADJUSTER	1	1	-	-----	E,ED,F,U
26	83159-MCA-D00	MAT, L. TOP SHELTER	1	1	-	-----	E,ED,F,U
27	83160-MCA-000	PANEL, R. SHELTER SWITCH	1	1	-	-----	E,ED,F,U
28	83161-MCA-A70ZA	COVER, LOWER VENT ADJUSTER LEVER *NH1*.....BLACK	1	1	-	-----	E,ED,F,U
29	83162-MCA-000	EMBLEM, GOLD WING	1	1	-	-----	E,ED,F,U
30	83163-MCA-A70	KNOB, LOWER VENT ADJUSTER LEVER	1	1	-	-----	E,ED,F,U
31	83165-MCA-A60	COVER, R. SHELTER INNER	1	1	-	-----	E,ED,F,U
32	83175-MCA-A60	COVER, L. SHELTER INNER	1	1	-	-----	E,ED,F,U
33	90103-MN9-000	BOLT, FR. DISK	1	1	-	-----	E,ED,F,U
34	90106-KCR-000	SCREW, PAN, 5X19	2	2	-	-----	E,ED,F,U
35	90106-MBY-000	SCREW, SPECIAL, 5X12	4	4	-	-----	E,ED,F,U
36	90106-MM4-000	SCREW, PAN, 6X14	2	2	-	-----	E,ED,F,U
37	90113-MM5-000	SCREW, PAN, 6X14	4	4	-	-----	E,ED,F,U
38	90114-KW7-900	SCREW, VISOR SETTING	2	2	-	-----	E,ED,F,U
39	90115-KW7-900	SCREW, VISOR SPECIAL SETTING	2	2	-	-----	E,ED,F,U
40	90150-GBT-600	SCREW, PAN, 5X18	2	2	-	-----	E,ED,F,U
41	90651-KV6-003	BAND, WIRE, 165MM(BLACK)	1	1	-	-----	E,ED,F,U
42	91413-679-000	CLIP, 2X70	1	1	-	-----	E,ED,F,U

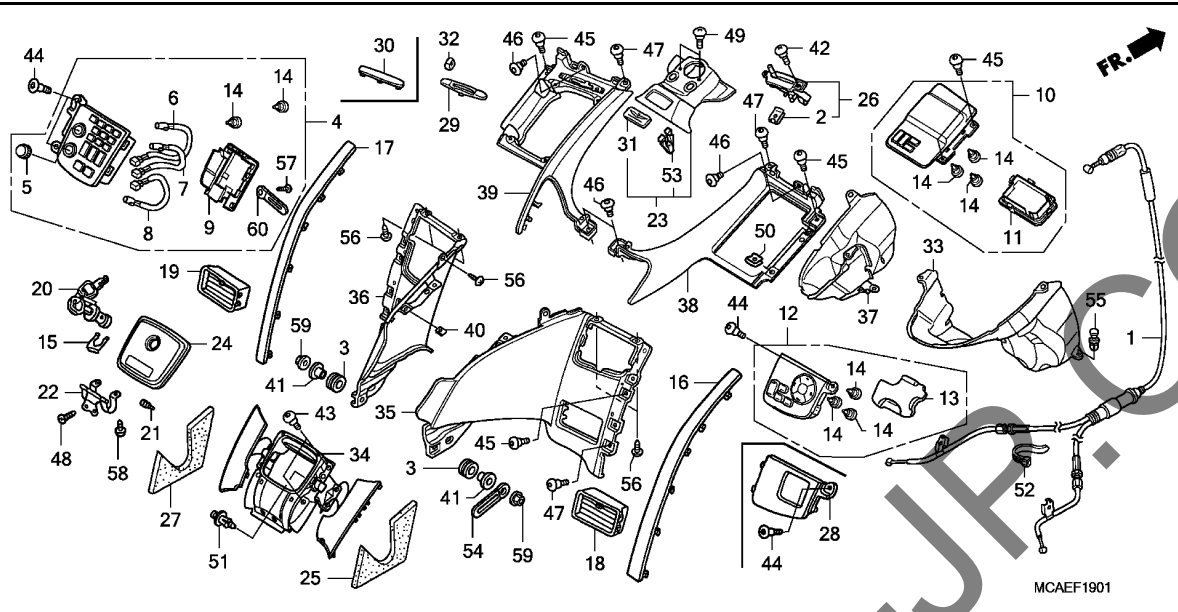




Ref. No.	Part No.	Description	Reqd. QTY			Serial No.	Parts catalogue code
			9	GL1800	A		
43	91549-MW0-790ZA	CLIP, PANEL FIXING *NH1*	2	2	-	-----	E,ED,F,U
44	93901-32320	SCREW, TAPPING, 3X12	2	2	-	-----	E,ED,F,U
45	93903-24280	SCREW, TAPPING, 4X10	6	6	-	-----	E,ED,F,U
46	93903-25380	SCREW, TAPPING, 5X16	4	4	-	-----	E,ED,F,U
47	94050-06070	NUT, FLANGE, 6MM	2	2	-	-----	E,ED,F,U

3

YUMBO.COM



Ref. No.	L.O.N.	(Relative ref. Number) Description	F.R.T.
1	8111C6	CABLE, EXHAUST PROTECTOR ADJUSTING	0.6
4	6151G6	SWITCH, AUDIO & HAZARD	0.3
10	615140	SWITCH, HEIGHT CONTROL	0.3
12	6151G7	SWITCH, NAVIGATION	0.3
14		(6,7,8)	
	6161X0	BULB, NAVIGATION SWITCH	0.4
		.NOTE: Same time for two units or more	
	6161G2	BULB, HEIGHT CONTROL SWITCH ..	0.4
		.NOTE: Same time for two units or more	
	6161X1	BULB, AUDIO & HAZARD SWITCH ..	0.4
		.NOTE: Same time for two units or more	
16	4111B7	MOLDING, COWL TRIM :RIGHT	0.1
17	4111B6	MOLDING, COWL TRIM :LEFT	0.1
	4111K2	MOLDING, COWL TRIM :BOTH	0.1
18	4111F7	OUTLET, LOWER FRESH AIR :RIGHT	0.2
19	4111F6	OUTLET, LOWER FRESH AIR :LEFT	0.2
	4111R7	OUTLET, LOWER FRESH AIR :BOTH	0.4
20	3101B7	LOCK, FUEL LID	0.1
22	4131BL	HINGE, SHELTER LID(A)	0.3
23	4131BE	SHELTER :CENTER	0.2
24	413116	LID, SHELTER	0.1

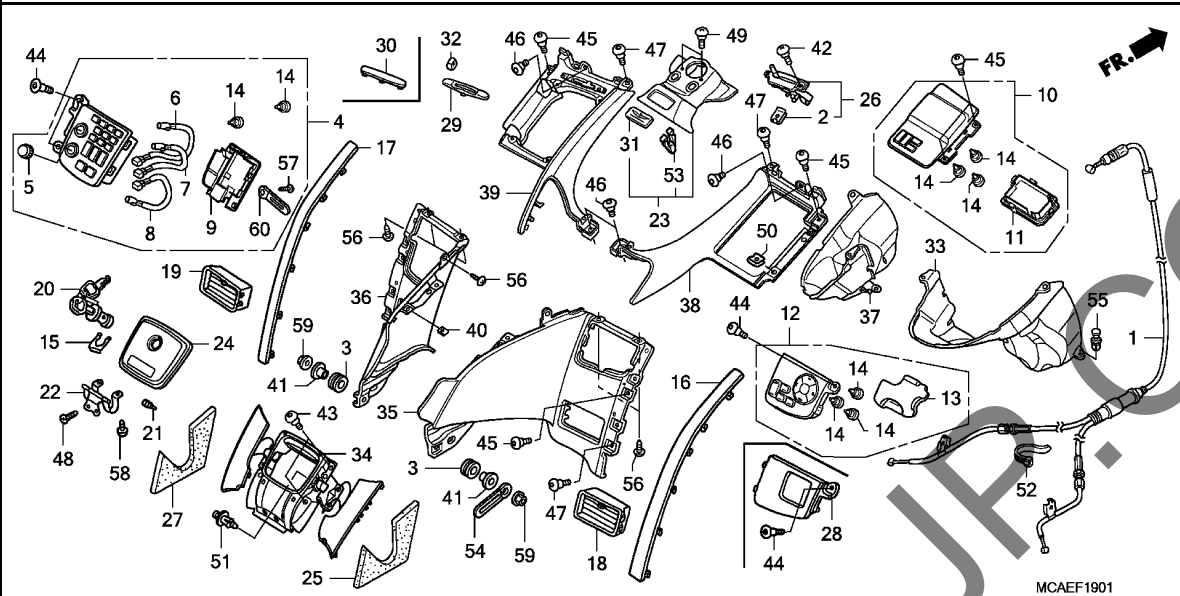
Ref. No.	Part No.	Description	Reqd. QTY	GL1800	Serial No.	Parts catalogue code
			9	A	C	
1	18337-MCA-A71	CABLE COMP., EX. PIPE PROTECTOR ADJUSTING	1	1	-----	2ED,2F,2NZ,2U,3E,KO,SI
2	19014-KEA-003	NUT, SETTING	1	1	-----	2ED,2F,2NZ,2U,3E,KO,SI
3	33712-KT1-670	RUBBER, TAILLIGHT	2	2	-----	2ED,2F,2NZ,2U,3E,BR,KO,SI
4	35600-MCA-D61	SWITCH ASSY., AUDIO & HAZARD	1	1	-----	2ED,2F,3E
	35600-MCA-A81	1	1	-----	2NZ,2U,SI
	35600-MCA-B41	1	1	-----	BR,KO
5	35601-MCA-A81	KNOB, MODE SELECT	2	2	-----	2ED,2F,2NZ,2U,3E,BR,KO,SI
6	35602-MCA-A81	BULB COMP. A(T3)(PCB) (VOLUME ORNAMENT)	1	1	-----	2ED,2F,2NZ,2U,3E,BR,KO,SI
7	35603-MCA-A81	BULB COMP. B(T3)(PCB) (MODE ORNAMENT)	1	1	-----	2ED,2F,2NZ,2U,3E,BR,KO,SI
8	35604-MCA-A81	BULB COMP. C(T3)(PCB) (FOR HAZARD SW)	1	1	-----	2ED,2F,2NZ,2U,3E,BR,KO,SI
9	35610-MCA-A81	COVER	1	1	-----	2ED,2F,2NZ,2U,3E,BR,KO,SI
10	35820-MCA-R61ZA	SWITCH ASSY., LEVELING *NH14.....BLACK	1	1	-----	2ED,2F,2NZ,2U,3E,BR,KO,SI
11	35821-MCA-A81	COVER	1	1	-----	2ED,2F,2NZ,2U,3E,BR,KO,SI
12	35900-MCA-A81	SWITCH ASSY., NAVIGATION PANEL	1	1	-----	2ED,2F,2NZ,2U,3E,SI
13	35901-MCA-A70	COVER	1	1	-----	2ED,2F,2NZ,2U,3E,SI
14	35902-MCA-A70	BULB COMP.	9	9	-----	BR,KO
			12	12	-----	2ED,2F,2NZ,2U,3E,SI
15	37222-MCA-000	SPRING, LOCK KEY SETTING	1	1	-----	2ED,2F,2NZ,2U,3E,BR,KO,SI
16	64204-MCA-000YF	MOLDING, R. COWL TRIM *NHA54M*	1	-	-----	2ED,2F,2NZ,2U,3E,BR,KO,SI
		PEWTER SILVER METALLIC	1	-	-----	2ED,2F,2NZ,2U,3E,BR,KO,SI



F-19-1

SHELTER(GL18009/A)(AIRBAG)

N 2



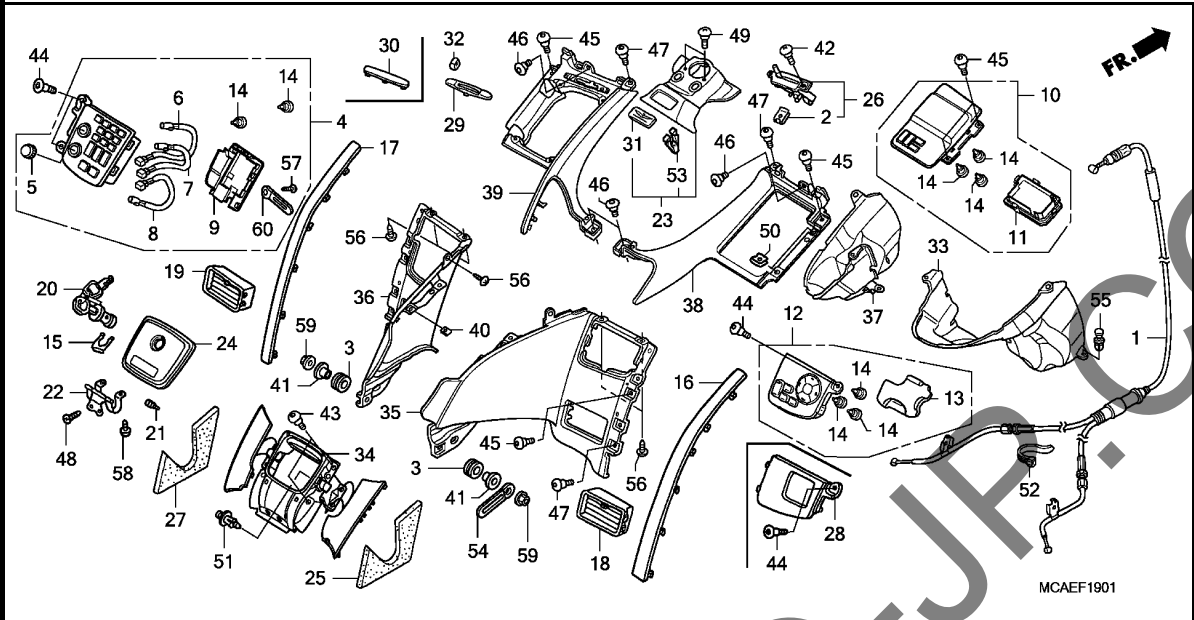
Ref. No.	L.O.N.	(Relative ref. Number) Description	F.R.T.
26	4111S6	LEVER, LOWER VENT ADJUSTER ...	0.2
28	4131H6	PANEL, SHELTER SWITCH	0.2
33	4131H8	COVER, SHELTER INNER :RIGHT ..	0.8
34	4131BJ	SHELTER, TOP :CENTER	0.3
35	4131BF	SHELTER, TOP :RIGHT	0.8
36	4131BG	SHELTER, TOP :LEFT	0.8
	4131BH	SHELTER, TOP :BOTH	1.1
37	4131H7	COVER, SHELTER INNER :LEFT ...	0.8
	4131BK	COVER, SHELTER INNER(A) :BOTH	1.1
38	4131BB	SHELTER :RIGHT	0.8
39	4131BC	SHELTER :LEFT	0.8
	4131BD	SHELTER :BOTH	1.1

3

Ref. No.	Part No.	Description	Reqd. QTY	GL1800	Serial No.	Parts catalogue code
				9 A C		
16)	64204-MCA-000ZM	MOLDING, R. COWL TRIM *R287M*				
		BLOODSTONE RED METALLIC	1		-----	2ED,2F,2NZ,2U,3E,KO,SI
	64204-MCA-000YE	*B205M*MONTEREY BLUE METALLIC	1		-----	2ED,2F,3E,BR,KO,SI
	64204-MCA-000YG	*B191M*COLUMBIA BLUE METALLIC	1		-----	2NZ,2U
	64204-MCA-000YH	*YR292M*				
		MESQUITE BROWN METALLIC	1		-----	SI
	64204-MCA-000ZY	*NHA73M*				
		NEBULOUS BLACK METALLIC	- 1		-----	2ED,2F,2NZ,2U,3E,BR,KO,SI
	64204-MCA-000ZD	*Y130P*..PEARL HOT ROD YELLOW	- 1		-----	2ED,2F,2NZ,2U,3E,KO,SI
	64204-MCA-000ZE	*NH326P*..PEARL GLACIER WHITE	- 1		-----	2ED,2F,2NZ,2U,3E,KO,SI
	64204-MCA-000YH	*YR292M*				
		MESQUITE BROWN METALLIC	- 1		-----	2ED,2F,3E,BR,SI
	64204-MCA-000YC	*R325M*.CALIENTE RED METALLIC	- 1		-----	2NZ,2U,KO
17	64214-MCA-000YF	MOLDING, L. COWL TRIM *NHA54M*				
		PEWTER SILVER METALLIC	1		-----	2ED,2F,2NZ,2U,3E,BR,KO,SI
	64214-MCA-000ZM	*R287M*				
		BLOODSTONE RED METALLIC	1		-----	2ED,2F,2NZ,2U,3E,KO,SI
	64214-MCA-000YE	*B205M*MONTEREY BLUE METALLIC	1		-----	2ED,2F,3E,BR,KO,SI
	64214-MCA-000YG	*B191M*COLUMBIA BLUE METALLIC	1		-----	2NZ,2U
	64214-MCA-000YH	*YR292M*				
		MESQUITE BROWN METALLIC	1		-----	SI
	64214-MCA-000ZY	*NHA73M*				
		NEBULOUS BLACK METALLIC	- 1		-----	2ED,2F,2NZ,2U,3E,BR,KO,SI
	64214-MCA-000ZD	*Y130P*..PEARL HOT ROD YELLOW	- 1		-----	2ED,2F,2NZ,2U,3E,KO,SI
	64214-MCA-000ZE	*NH326P*..PEARL GLACIER WHITE	- 1		-----	2ED,2F,2NZ,2U,3E,KO,SI
	64214-MCA-000YH	*YR292M*				
		MESQUITE BROWN METALLIC	- 1		-----	2ED,2F,3E,BR,SI

Ref. No.	Part No.	Description	Reqd. QTY			Serial No.	Parts catalogue code
			9	GL1800 A	C		
17)	64214-MCA-000YC	MOLDING, L. COWL TRIM					
		R325M.CALIENTE RED METALLIC	-	1	-	-----	2NZ,2U,KO
18	64445-MCA-000	OUTLET ASSY., R. LOWER FRESH					
		AIR	1	1	-	-----	2ED,2F,2NZ,2U,3E,BR,KO,SI
19	64455-MCA-000	OUTLET ASSY., L. LOWER FRESH					
		AIR	1	1	-	-----	2ED,2F,2NZ,2U,3E,BR,KO,SI
20	77234-MCA-003	LOCK ASSY., FUEL LID	1	1	-	-----	2ED,2F,2NZ,2U,3E,BR,KO,SI
21	83132-MN5-000	RUBBER, SHELTER LID	2	2	-	-----	2ED,2F,2NZ,2U,3E,BR,KO,SI
22	83140-MCA-000	HINGE COMP.	1	1	-	-----	2ED,2F,2NZ,2U,3E,BR,KO,SI
23	83150-MCA-A80ZB	CENTER ASSY., FR. SHELTER					
		NH1.....BLACK	1	1	-	-----	2ED,2F,2NZ,2U,3E,BR,KO,SI
24	83153-MCA-A80ZP	LID, SHELTER					
		NHA54M					
		PEWTER SILVER METALLIC	1	-	-	-----	2ED,2F,2NZ,2U,3E,BR,KO,SI
	83153-MCA-A80ZR	*R287M*					
		BLOODSTONE RED METALLIC	1	-	-	-----	2ED,2F,2NZ,2U,3E,KO,SI
	83153-MCA-A80ZN	*B205M*MONTEREY BLUE METALLIC	1	-	-	-----	2ED,2F,3E,BR,KO,SI
	83153-MCA-A80ZQ	*B191M*COLUMBIA BLUE METALLIC	1	-	-	-----	2NZ,2U
	83153-MCA-A80ZS	*YR292M*					
		MESQUITE BROWN METALLIC	1	-	-	-----	SI
	83153-MCA-A80ZH	*NHA73M*					
		NEBULOUS BLACK METALLIC	-	1	-	-----	2ED,2F,2NZ,2U,3E,BR,KO,SI
	83153-MCA-A80ZK	*NH326P*..PEARL GLACIER WHITE	-	1	-	-----	2ED,2F,2NZ,2U,3E,KO,SI
	83153-MCA-A80ZT	*Y130P*..PEARL HOT ROD YELLOW	-	1	-	-----	2ED,2F,2NZ,2U,3E,KO,SI
	83153-MCA-A80ZS	*YR292M*					
		MESQUITE BROWN METALLIC	-	1	-	-----	2ED,2F,3E,BR,SI
	83153-MCA-A80ZM	*R325M*.CALIENTE RED METALLIC	-	1	-	-----	2NZ,2U,KO
25	83154-MCA-A80	MAT, R. TOP SHELTER	1	1	-	-----	2ED,2F,2NZ,2U,3E,BR,KO,SI
26	83155-MCA-A70	LEVER ASSY., LOWER VENT					
		ADJUSTER	1	1	-	-----	2ED,2F,2NZ,2U,3E,KO,SI
27	83159-MCA-A80	MAT, L. TOP SHELTER	1	1	-	-----	2ED,2F,2NZ,2U,3E,BR,KO,SI
28	83160-MCA-B40	PANEL, R. SHELTER SWITCH	1	1	-	-----	BR,KO
29	83161-MCA-A70ZA	COVER, LOWER VENT ADJUSTER					
		LEVER					
		NH1.....BLACK	1	1	-	-----	2ED,2F,2NZ,2U,3E,KO,SI
30	83161-MCA-H50ZA	CAP, FR. SHELTER					
		NH1.....BLACK	1	1	-	-----	BR
31	83162-MCA-000	EMBLEM, GOLD WING	1	1	-	-----	2ED,2F,2NZ,2U,3E,BR,KO,SI
32	83163-MCA-A70	KNOB, LOWER VENT ADJUSTER					
		LEVER	1	1	-	-----	2ED,2F,2NZ,2U,3E,KO,SI
33	83165-MCA-A60	COVER, R. SHELTER INNER	1	1	-	-----	2ED,2F,2NZ,2U,3E,BR,KO,SI
34	83170-MCA-A80ZP	CENTER COMP., TOP SHELTER					
		NHA54M					
		PEWTER SILVER METALLIC	1	-	-	-----	2ED,2F,2NZ,2U,3E,BR,KO,SI
	83170-MCA-A80ZR	*R287M*					
		BLOODSTONE RED METALLIC	1	-	-	-----	2ED,2F,2NZ,2U,3E,KO,SI
	83170-MCA-A80ZN	*B205M*MONTEREY BLUE METALLIC	1	-	-	-----	2ED,2F,3E,BR,KO,SI
	83170-MCA-A80ZQ	*B191M*COLUMBIA BLUE METALLIC	1	-	-	-----	2NZ,2U
	83170-MCA-A80ZS	*YR292M*					
		MESQUITE BROWN METALLIC	1	-	-	-----	SI
	83170-MCA-A80ZH	*NHA73M*					
		NEBULOUS BLACK METALLIC	-	1	-	-----	2ED,2F,2NZ,2U,3E,BR,KO,SI
	83170-MCA-A80ZK	*NH326P*..PEARL GLACIER WHITE	-	1	-	-----	2ED,2F,2NZ,2U,3E,KO,SI
	83170-MCA-A80ZT	*Y130P*..PEARL HOT ROD YELLOW	-	1	-	-----	2ED,2F,2NZ,2U,3E,KO,SI





Ref. No.	Part No.	Description	Reqd. QTY		Serial No.	Parts catalogue code
			GL1800	A C		
34)	83170-MCA-A80ZS	CENTER COMP., TOP SHELTER *YR292M*	-	-	-	-
		MESQUITE BROWN METALLIC	1	-	-	2ED,2F,3E,BR,SI
	83170-MCA-A80ZM	*R325M*.CALIENTE RED METALLIC	1	-	-	2NZ,2U,KO
35	83171-MCA-A80ZP	SHELTER, R. TOP *NHA54M*	-	-	-	-
		PEWTER SILVER METALLIC	1	-	-	2ED,2F,2NZ,2U,3E,BR,KO,SI
	83171-MCA-A80ZR	*R287M*	-	-	-	-
		BLOODSTONE RED METALLIC	1	-	-	2ED,2F,2NZ,2U,3E,KO,SI
	83171-MCA-A80ZN	*B205M*MONTEREY BLUE METALLIC	1	-	-	2ED,2F,3E,BR,KO,SI
	83171-MCA-A80ZQ	*B191M*COLUMBIA BLUE METALLIC	1	-	-	2NZ,2U
	83171-MCA-A80ZS	*YR292M*	-	-	-	-
		MESQUITE BROWN METALLIC	1	-	-	SI
	83171-MCA-A80ZH	*NHA73M*	-	-	-	-
		NEBULOUS BLACK METALLIC	1	-	-	2ED,2F,2NZ,2U,3E,BR,KO,SI
	83171-MCA-A80ZK	*NH326P*..PEARL GLACIER WHITE	1	-	-	2ED,2F,2NZ,2U,3E,KO,SI
	83171-MCA-A80ZT	*Y130P*..PEARL HOT ROD YELLOW	1	-	-	2ED,2F,2NZ,2U,3E,KO,SI
	83171-MCA-A80ZS	*YR292M*	-	-	-	-
		MESQUITE BROWN METALLIC	1	-	-	2ED,2F,3E,BR,SI
	83171-MCA-A80ZM	*R325M*.CALIENTE RED METALLIC	1	-	-	2NZ,2U,KO
36	83172-MCA-A80ZP	SHELTER, L. TOP *NHA54M*	-	-	-	-
		PEWTER SILVER METALLIC	1	-	-	2ED,2F,2NZ,2U,3E,BR,KO,SI
	83172-MCA-A80ZR	*R287M*	-	-	-	-
		BLOODSTONE RED METALLIC	1	-	-	2ED,2F,2NZ,2U,3E,KO,SI
	83172-MCA-A80ZN	*B205M*MONTEREY BLUE METALLIC	1	-	-	2ED,2F,3E,BR,KO,SI
	83172-MCA-A80ZQ	*B191M*COLUMBIA BLUE METALLIC	1	-	-	2NZ,2U

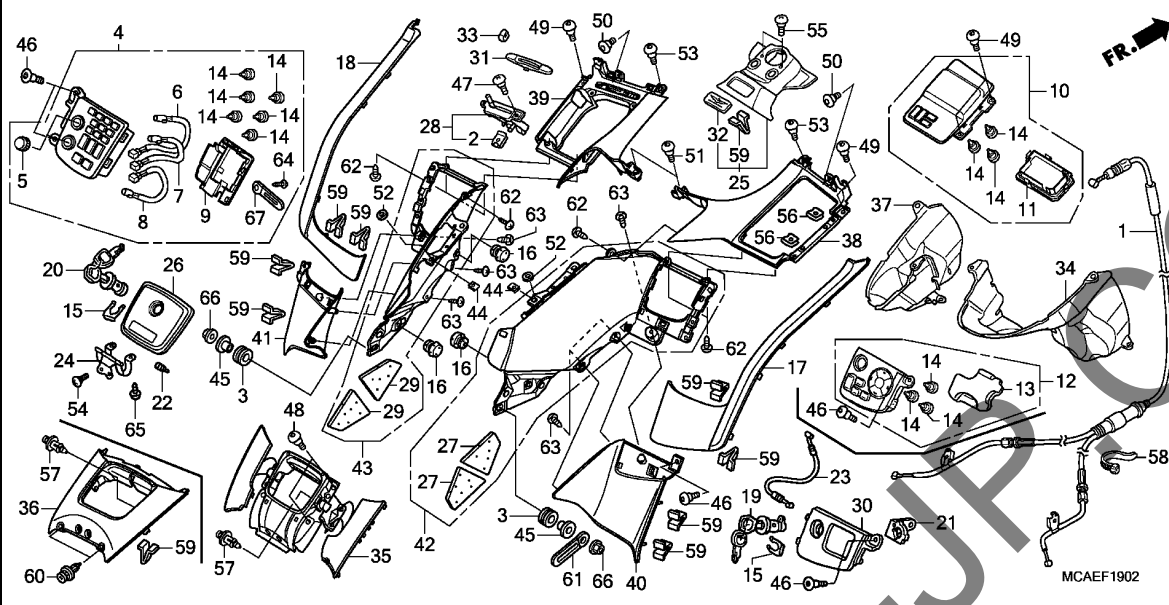
Ref. No.	Part No.	Description	Reqd. QTY			Serial No.	Parts catalogue code
			9	GL1800 A	C		
36)	83172-MCA-A80ZS	SHELTER, L. TOP *YR292M*					
		MESQUITE BROWN METALLIC	1	-	-	-----	SI
	83172-MCA-A80ZH	*NHA73M*					
		NEBULOUS BLACK METALLIC	-	1	-	-----	2ED,2F,2NZ,2U,3E,BR,KO,SI
	83172-MCA-A80ZK	*NH326P*..PEARL GLACIER WHITE	-	1	-	-----	2ED,2F,2NZ,2U,3E,KO,SI
	83172-MCA-A80ZT	*Y130P*..PEARL HOT ROD YELLOW	-	1	-	-----	2ED,2F,2NZ,2U,3E,KO,SI
	83172-MCA-A80ZS	*YR292M*					
		MESQUITE BROWN METALLIC	-	1	-	-----	2ED,2F,3E,BR,SI
	83172-MCA-A80ZM	*R325M*.CALIENTE RED METALLIC	-	1	-	-----	2NZ,2U,KO
37	83175-MCA-A60	COVER, L. SHELTER INNER	1	1	-	-----	2ED,2F,2NZ,2U,3E,BR,KO,SI
38	83177-MCA-A80ZB	SHELTER, R. FR. *NH1*.....BLACK	1	1	-	-----	2ED,2F,2NZ,2U,3E,BR,KO,SI
39	83178-MCA-A80ZB	SHELTER, L. FR. *NH1*.....BLACK	1	1	-	-----	2ED,2F,2NZ,2U,3E,BR,KO,SI
40	84601-HA7-670	NUT, FENDER SETTING	2	2	-	-----	2ED,2F,2NZ,2U,3E,BR,KO,SI
41	84706-163-670	COLLAR, TAILLIGHT MOUNTING ..	2	2	-	-----	2ED,2F,2NZ,2U,3E,BR,KO,SI
42	90103-MN9-000	BOLT, FR. DISK	1	1	-	-----	2ED,2F,2NZ,2U,3E,KO,SI
43	90104-MN4-000	SCREW, SPECIAL, 6X19	4	4	-	-----	2ED,2F,2NZ,2U,3E,BR,KO,SI
44	90106-KCR-000	SCREW, PAN, 5X19	3	3	-	-----	2ED,2F,2NZ,2U,3E,BR,KO,SI
45	90106-MBY-000	SCREW, SPECIAL, 5X12	5	5	-	-----	2ED,2F,2NZ,2U,3E,BR,KO,SI
46	90106-MM4-000	SCREW, PAN, 6X14	4	4	-	-----	2ED,2F,2NZ,2U,3E,BR,KO,SI
47	90113-MM5-000	SCREW, PAN, 6X14	4	4	-	-----	2ED,2F,2NZ,2U,3E,BR,KO,SI
48	90115-KW7-900	SCREW, VISOR SPECIAL SETTING	2	2	-	-----	2ED,2F,2NZ,2U,3E,BR,KO,SI
49	90150-GBT-600	SCREW, PAN, 5X18	2	2	-	-----	2ED,2F,2NZ,2U,3E,BR,KO,SI
50	90320-GE2-760	NUT, SPRING, 5MM	2	2	-	-----	2ED,2F,2NZ,2U,3E,BR,KO,SI
51	90602-GCT-000	RIVET, PUSH, 6MM	2	2	-	-----	2ED,2F,2NZ,2U,3E,BR,KO,SI
52	90651-KV6-003	BAND, WIRE, 165MM(BLACK)	1	1	-	-----	2ED,2F,2NZ,2U,3E,KO,SI
53	90666-SDA-A01	CLIP, SNAP FITTING(PO) (NATURAL)	1	1	-	-----	2ED,2F,2NZ,2U,3E,BR,KO,SI
54	91413-679-000	CLIP, 2X70	1	1	-	-----	2ED,2F,2NZ,2U,3E,BR,KO,SI
55	91549-MW0-790ZA	CLIP, PANEL FIXING *NH1*.....BLACK	2	2	-	-----	2ED,2F,2NZ,2U,3E,BR,KO,SI
56	93903-24280	SCREW, TAPPING, 4X10	6	6	-	-----	2ED,2F,2NZ,2U,3E,BR,KO,SI
57	93911-24110	SCREW, TAPPING, 4X10(PO)	1	1	-	-----	2ED,2F,2NZ,2U,3E,BR,KO,SI
58	93913-24380	SCREW, TAPPING, 4X12(PO)	2	2	-	-----	2ED,2F,2NZ,2U,3E,BR,KO,SI
59	94050-06070	NUT, FLANGE, 6MM	2	2	-	-----	2ED,2F,2NZ,2U,3E,BR,KO,SI
60	94591-44000	CLIP, 4X40	1	1	-	-----	2ED,2F,2NZ,2U,3E,BR,KO,SI



F-19-2

SHELTER(GL1800C)

N 6



Ref. No.	L.O.N.	(Relative ref. Number) Description	F.R.T.
1	8111C6	CABLE, EXHAUST PROTECTOR ADJUSTING	0.6
4	6151G6	SWITCH, AUDIO & HAZARD	0.3
10	615140	SWITCH, HEIGHT CONTROL	0.3
12	6151G7	SWITCH, NAVIGATION	0.3
14	(6,7,8)		
	6161X0	BULB, NAVIGATION SWITCH	0.4
		.NOTE: Same time for two units or more	
	6161G2	BULB, HEIGHT CONTROL SWITCH ..	0.4
		.NOTE: Same time for two units or more	
	6161X1	BULB, AUDIO & HAZARD SWITCH ..	0.4
		.NOTE: Same time for two units or more	
17	4111B7	MOLDING, COWL TRIM :RIGHT	0.1
18	4111B6	MOLDING, COWL TRIM :LEFT	0.1
	4111K2	MOLDING, COWL TRIM :BOTH	0.1
19	411130	LOCK, POCKET LID	0.2
20	3101B7	LOCK, FUEL LID	0.1
23	8111A9	CABLE, POCKET LOCK	1.4
24	4131H4	HINGE, SHELTER LID	0.3
25	4131BE	SHELTER :CENTER	0.2
26	413116	LID, SHELTER	0.1
28	4111S6	LEVER, LOWER VENT ADJUSTER ...	0.2

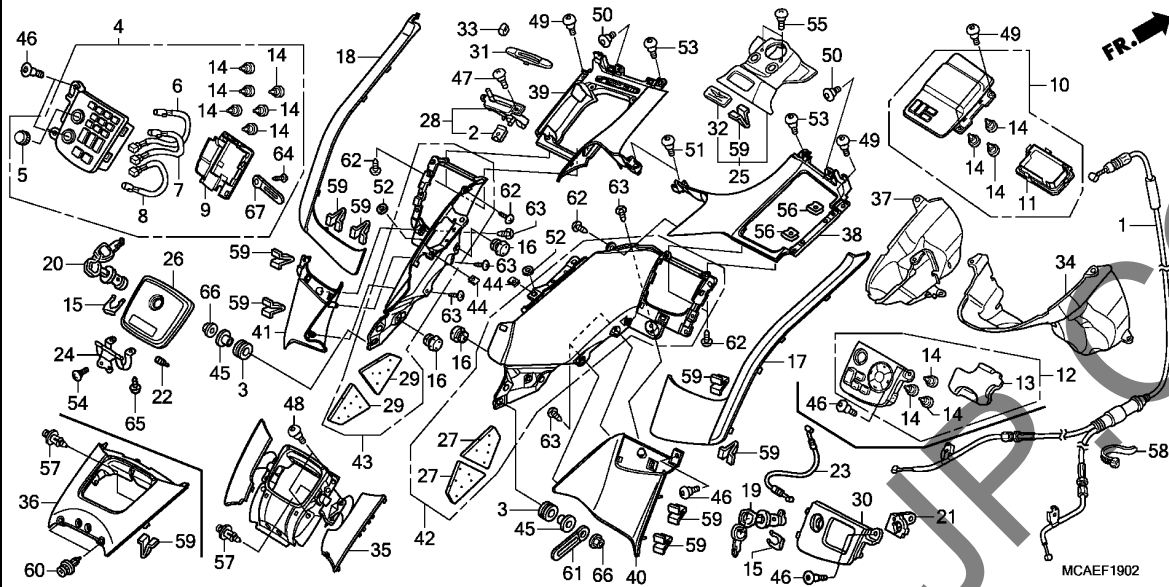
Ref. No.	Part No.	Description	Reqd. QTY	GL1800	Serial No.	Parts catalogue code
			9	A	C	
1	18337-MCA-S40	CABLE COMP., EX. PIPE PROTECTOR ADJUSTING	1			
2	19014-KEA-003	NUT, SETTING	1			
3	33712-KT1-670	RUBBER, TAILLIGHT	2			
4	35600-MCA-G21	SWITCH ASSY., AUDIO & HAZARD	1		2ED,2F,3E	
	35600-MCA-R81	1		2U,SI	
	35600-MCA-B21	1		E,ED,F	
	35600-MCA-S41	1		KO,U	
5	35601-MCA-A81	KNOB, MODE SELECT	2			
6	35602-MCA-A81	BULB COMP. A(T3)(PCB) (VOLUME ORNAMENT)	1			
7	35603-MCA-A81	BULB COMP. B(T3)(PCB) (MODE ORNAMENT)	1			
8	35604-MCA-A81	BULB COMP. C(T3)(PCB) (FOR HAZARD SW)	1			
9	35610-MCA-A81	COVER	1			
10	35820-MCA-R61ZA	SWITCH ASSY., LEVELING *NH1*.....BLACK	1			
11	35821-MCA-A81	COVER	1		2ED,2F,2U,3E,SI	
12	35900-MCA-A81	SWITCH ASSY., NAVIGATION PANEL	1		2ED,2F,2U,3E,SI	
13	35901-MCA-A70	COVER	1		2ED,2F,2U,3E,SI	
14	35902-MCA-A70	BULB COMP.	12		2ED,2F,2U,3E,SI	
			9		E,ED,F,KO,U	
15	37222-MCA-000	SPRING, LOCK KEY SETTING	1		2ED,2F,2U,3E,KO,SI	
			2		E,ED,F,U	
16	61112-727-000	RUBBER, TENSIONER ARM	4			

3

F-19-2

SHELTER(GL1800C)

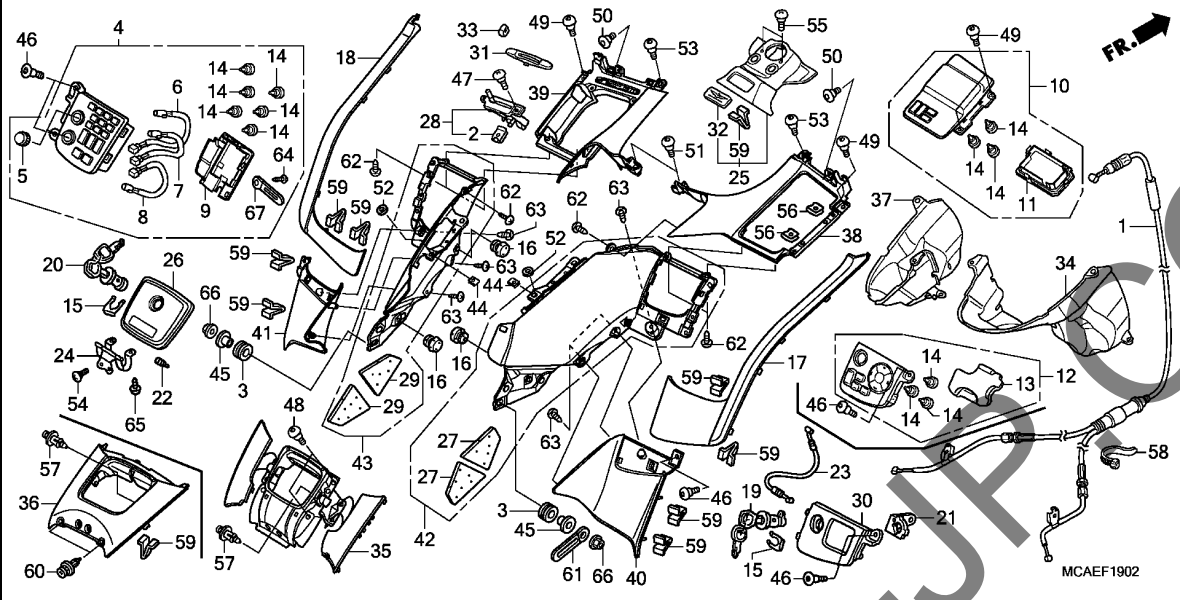
N 7



Ref. No.	L.O.N.	(Relative ref. Number) Description	F.R.T.
30	4131H6	PANEL, SHELTER SWITCH	0.2
34	4131H8	COVER, SHELTER INNER :RIGHT ..	0.9
35		(36)	
	4131BJ	SHELTER, TOP :CENTER	0.3
37	4131H7	COVER, SHELTER INNER :LEFT ...	0.9
	4131T3	COVER, SHELTER INNER :BOTH ...	1.3
38	4131BB	SHELTER :RIGHT	0.9
39	4131BC	SHELTER :LEFT	0.9
	4131BD	SHELTER :BOTH	1.4
42		(40)	
	4131BF	SHELTER, TOP :RIGHT	0.9
43		(41)	
	4131BG	SHELTER, TOP :LEFT	0.9
	4131BH	SHELTER, TOP :BOTH	1.4

Ref. No.	Part No.	Description	Reqd. QTY	GL1800	Serial No.	Parts catalogue code
			9	A	C	
17	64204-MCA-S40ZA	MOLDING, R. COWL TRIM *NH1*.....BLACK	-	-	-	1
18	64214-MCA-S40ZA	MOLDING, L. COWL TRIM *NH1*.....BLACK	-	-	-	1
19	77233-MCA-003	LOCK ASSY., POCKET LID	-	-	-	1
20	77234-MCA-003	LOCK ASSY., FUEL LID	-	-	-	1
21	77236-MCA-S40	PLATE, POCKET LOCK	-	-	-	1
22	83132-MN5-000	RUBBER, SHELTER LID	-	-	-	2
23	83133-MCA-S40	CABLE, POCKET LOCK	-	-	-	1
24	83140-MCA-000	HINGE COMP.	-	-	-	1
25	83150-MCA-S40ZA	CENTER ASSY., FR. SHELTER *NH1*.....BLACK	-	-	-	1
26	83153-MCA-S40ZB	LID, SHELTER *NH801*.....GRAPHITE BLACK	-	-	-	1
	83153-MCA-S40ZA	*B197M* GLINT WAVE BLUE METALLIC	-	-	-	1
	83153-MCA-S40ZC	*NH341P*..PEARL FADELESS WHITE	-	-	-	1
	83153-MCA-S40ZD	*R345C*...CANDY ALIZARIN RED	-	-	-	1
27	83154-MCA-S40	MAT, R. TOP SHELTER	-	-	-	2
28	83155-MCA-A70	LEVER ASSY., LOWER VENT ADJUSTER	-	-	-	1
29	83159-MCA-S40	MAT, L. TOP SHELTER	-	-	-	2
30	83160-MCA-000	PANEL, R. SHELTER SWITCH	-	-	-	1
	83160-MCA-B40	-	-	-	1

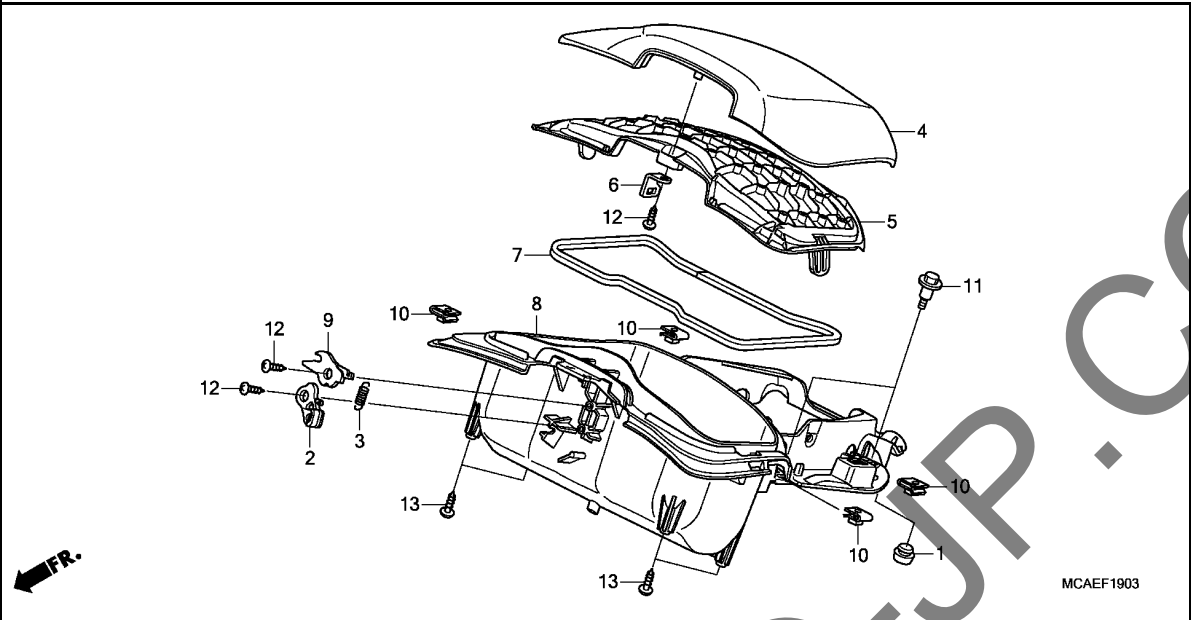
3



Ref. No.	Part No.	Description	Reqd. QTY		Serial No.	Parts catalogue code
			GL1800	C		
31	83161-MCA-S40ZA	COVER, LOWER VENT ADJUSTER LEVER *NH1*.....BLACK	-	1		
32	83162-MCA-000	EMBLEM, GOLD WING	-	1		
33	83163-MCA-A70	KNOB, LOWER VENT ADJUSTER LEVER	-	1		
34	83165-MCA-A60	COVER, R. SHELTER INNER	-	1		
35	83170-MCA-S80ZA	CENTER COMP., TOP SHELTER *B197M*	-	1		
	83170-MCA-S80ZB	GLINT WAVE BLUE METALLIC *NHBO1*.....GRAPHITE BLACK	-	1	-----	2ED,2F,2U,3E
	83170-MCA-S80ZC	*NH341P*.....PEARL FADELESS WHITE	-	1	-----	2ED,2F,2U,3E,KO,SI
	83170-MCA-S80ZD	*R345C*.....CANDY ALIZARIN RED	-	1	-----	2ED,2F,3E,KO,SI
36	83173-MCA-S40ZC	SHELTER, CENTER TOP *NH341P*.....PEARL FADELESS WHITE	-	1	-----	E,ED,F
	83173-MCA-S40ZB	*NHBO1*.....GRAPHITE BLACK	-	1	-----	E,ED,F,U
	83173-MCA-S40ZA	*B197M*	-	1	-----	U
	83173-MCA-S40ZD	GLINT WAVE BLUE METALLIC *R345C*.....CANDY ALIZARIN RED	-	1	-----	U
37	83175-MCA-A60	COVER, L. SHELTER INNER	-	1		
38	83177-MCA-S40ZA	SHELTER, R. FR. *NH1*.....BLACK	-	1		
39	83178-MCA-S40ZA	SHELTER, L. FR. *NH1*.....BLACK	-	1		
40	83191-MCA-S40ZA	PANEL, R. SHELTER TOP *NH411M*FORCE SILVER METALLIC	-	1		

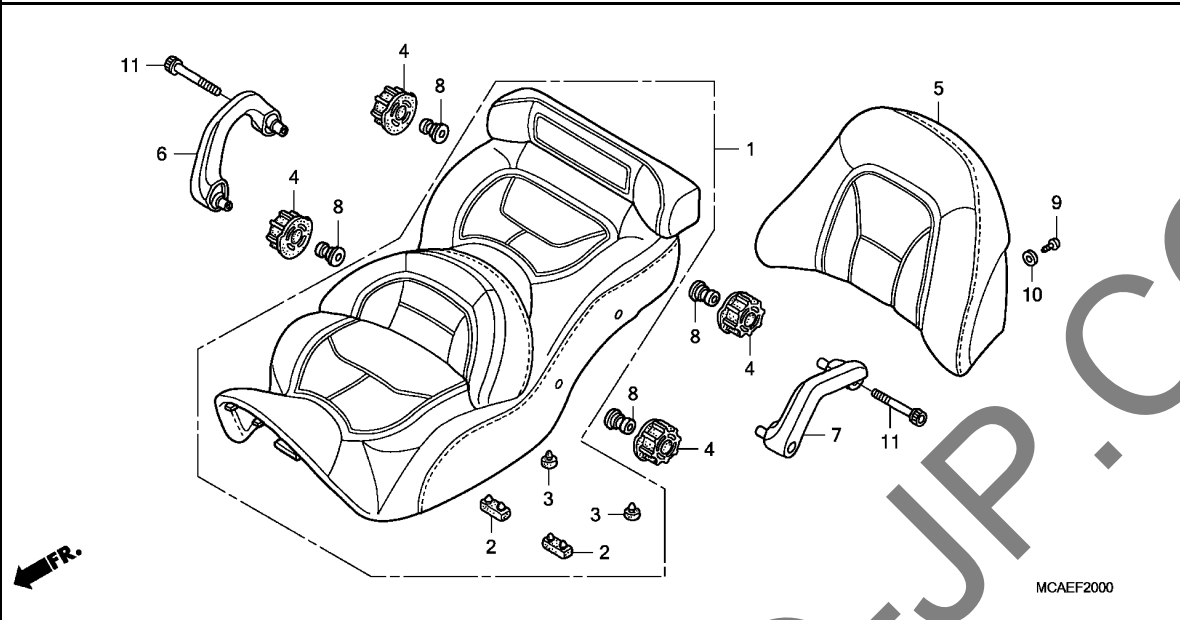
3

Ref. No.	Part No.	Description	Reqd. QTY			Serial No.	Parts catalogue code
			9	A	C		
41	83192-MCA-S40ZA	PANEL, L. SHELTER TOP *NH411M*FORCE SILVER METALLIC	-	-	1		
42	83193-MCA-S40ZB	SHELTER SET, R. TOP *NHBO1*.....GRAPHITE BLACK	-	-	1		
	83193-MCA-S40ZA	*B197M* GLINT WAVE BLUE METALLIC	-	-	1	-----	2ED,2F,2U,3E,U
	83193-MCA-S40ZC	*NH341P*.PEARL FADELESS WHITE	-	-	1	-----	2ED,2F,3E,E,ED,F,KO,SI
	83193-MCA-S40ZD	*R345C*....CANDY ALIZARIN RED	-	-	1	-----	2U,KO,SI,U
43	83194-MCA-S40ZB	SHELTER SET, L. TOP *NHBO1*.....GRAPHITE BLACK	-	-	1		
	83194-MCA-S40ZA	*B197M* GLINT WAVE BLUE METALLIC	-	-	1	-----	2ED,2F,2U,3E,U
	83194-MCA-S40ZC	*NH341P*.PEARL FADELESS WHITE	-	-	1	-----	2ED,2F,3E,E,ED,F,KO,SI
	83194-MCA-S40ZD	*R345C*....CANDY ALIZARIN RED	-	-	1	-----	2U,KO,SI,U
44	84601-HA7-670	NUT, FENDER SETTING	-	-	2	-----	2ED,2F,2U,3E,KO,SI
45	84706-163-670	COLLAR, TAILLIGHT MOUNTING ..	-	-	2		
46	90003-GEV-760	BOLT, MUFFLER PROTECTOR	-	-	4		
47	90103-MN9-000	BOLT, FR. DISK	-	-	1		
48	90104-MN4-000	SCREW, SPECIAL, 6X19	-	-	4	-----	2ED,2F,2U,3E,KO,SI
49	90106-MBY-000	SCREW, SPECIAL, 5X12	-	-	4		
50	90106-MM4-000	SCREW, PAN, 6X14	-	-	2		
51	90106-MM4-000	SCREW, PAN, 6X14	-	-	2	-----	2ED,2F,2U,3E,KO,SI
	90137-MCA-000	SCREW, SPECIAL, 6MM	-	-	2	-----	E,ED,F,U
52	90111-MCA-S40	COLLAR(6.5X11X2.5)	-	-	2	-----	2ED,2F,2U,3E,KO,SI
53	90113-MM5-000	SCREW, PAN, 6X14	-	-	2		
54	90115-KW7-900	SCREW, VISOR SPECIAL SETTING	-	-	2		
55	90150-GBT-600	SCREW, PAN, 5X18	-	-	2		
56	90320-GE2-760	NUT, SPRING, 5MM	-	-	2		
57	90602-GCT-000	RIVET, PUSH, 6MM	-	-	2		
58	90651-KV6-003	BAND, WIRE, 165MM(BLACK)	-	-	1		
59	90666-SDA-A01	CLIP, SNAP FITTING(PO) (NATURAL)	-	-	9	-----	2ED,2F,2U,3E,KO,SI
			-	-	11	-----	E,ED,F,U
60	90683-MBW-003	CLIP, BODY	-	-	2	-----	E,ED,F,U
61	91413-679-000	CLIP, 2X70	-	-	1		
62	93903-24280	SCREW, TAPPING, 4X10	-	-	6		
63	93903-24380	SCREW, TAPPING, 4X12	-	-	6		
64	93911-24110	SCREW, TAPPING, 4X10(PO)	-	-	1		
65	93913-24380	SCREW, TAPPING, 4X12(PO)	-	-	2		
66	94050-06070	NUT, FLANGE, 6MM	-	-	2		
67	94591-44000	CLIP, 4X40	-	-	1		



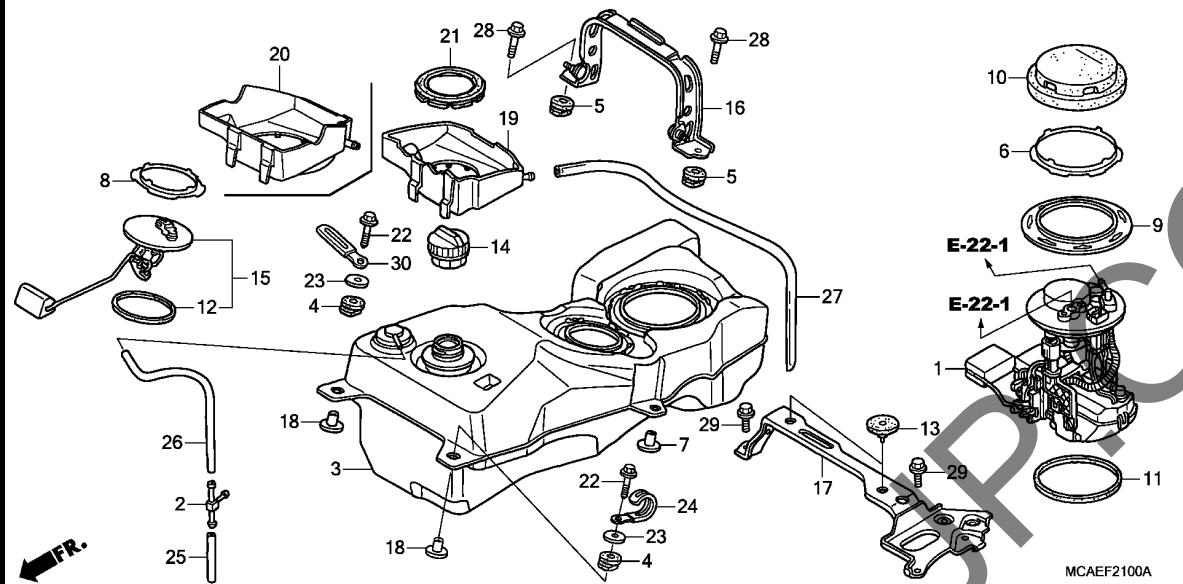
Ref. No.	L.O.N.	(Relative ref. Number) Description	F.R.T.
8	4111AN	CASE, SHELTER	1.4

Ref. No.	Part No.	Description	Reqd. QTY			Serial No.	Parts catalogue code
			9	GL1800 A	C		
1	50354-428-000	RUBBER B, STOPPER	-	-	2	-----	E,ED,F,U
2	64429-MCA-000	CAM B, POCKET COVER LOCK	-	-	1	-----	E,ED,F,U
3	64436-MCA-000	SPRING, POCKET LOCK CAM	-	-	1	-----	E,ED,F,U
4	83126-MCA-S40ZA	COVER, FR. SHELTER	-	-	-	-----	-
5	83127-MCA-S40	*NH1*.....BLACK	-	-	1	-----	E,ED,F,U
		COVER, FR. SHELTER(INNER)	-	-	1	-----	E,ED,F,U
6	83128-MCA-S40	PLATE, POCKET LOCK	-	-	1	-----	E,ED,F,U
7	83129-MCA-S40	SEAL, COVER	-	-	1	-----	E,ED,F,U
8	83131-MCA-S40	CASE, FR. SHELTER	-	-	1	-----	E,ED,F,U
9	83132-MCA-S40	CAM A, POCKET COVER LOCK	-	-	1	-----	E,ED,F,U
10	84601-HC4-000	NUT, FENDER SETTING	-	-	4	-----	E,ED,F,U
11	90104-MCA-S40	BOLT, FLANGE, 6X18	-	-	4	-----	E,ED,F,U
12	93903-24380	SCREW, TAPPING, 4X12	-	-	3	-----	E,ED,F,U
13	93903-25220	SCREW, TAPPING, 5X12	-	-	4	-----	E,ED,F,U



Ref. No.	L.O.N.	(Relative ref. Number) Description	F.R.T.
1	4131E4	SEAT :DOUBLE	0.2
5	4121A0	BACKREST	0.1

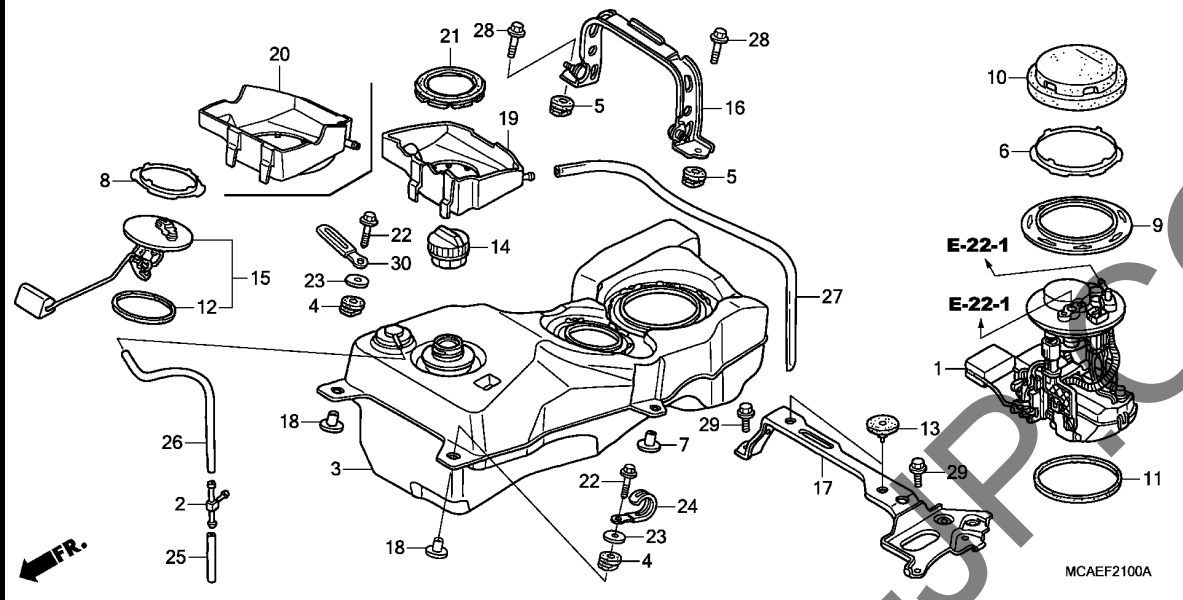
Ref. No.	Part No.	Description	Reqd. QTY		Serial No.	Parts catalogue code
			GL1800	A C		
1	77200-MCA-A70ZB	SEAT COMP., DOUBLE HEATED	1	1		
		TYPE2.....				2ED,2F,3E,E,ED,F
	77200-MCA-A70ZA	*TYPE1*.....	1	1		2NZ,2U,KO,SI,U
	77200-MCA-A20ZA	SEAT COMP., DOUBLE	1	1		
		TYPE1.....				BR
	77200-MCA-S41	SEAT COMP., DOUBLE HEATED	-	-	1	
2	77205-286-000	RUBBER B, SEAT SETTING	2	2	2	
3	77206-426-000	RUBBER, SEAT SETTING	2	2	2	
4	77215-MCA-000	RUBBER, SEAT MOUNTING	4	4	4	
5	77500-MCA-A70ZB	HEATED SEAT COMP., BACK	1	1		
		TYPE2.....				2ED,2F,3E,E,ED,F
	77500-MCA-A70ZA	*TYPE1*.....	1	1		2NZ,2U,KO,SI,U
	77500-MCA-A20ZA	SEAT COMP., BACK	1	1		
		TYPE1.....				BR
	77500-MCA-S41	HEATED SEAT COMP., BACK	-	-	1	
6	84150-MCA-000ZA	GRIP, R. PASSENGER	1	1	1	
		NH1.....BLACK				
7	84155-MCA-000ZA	GRIP, L. PASSENGER	1	1	1	
		NH1.....BLACK				
8	90504-MCA-000	COLLAR, SEAT MOUNTING	4	4	4	
9	93903-25380	SCREW, TAPPING, 5X16	2	2	2	
10	94103-05700	WASHER, PLAIN, 5MM	2	2	2	
11	96600-08070-17	BOLT, SOCKET, 8X70	4	4	4	



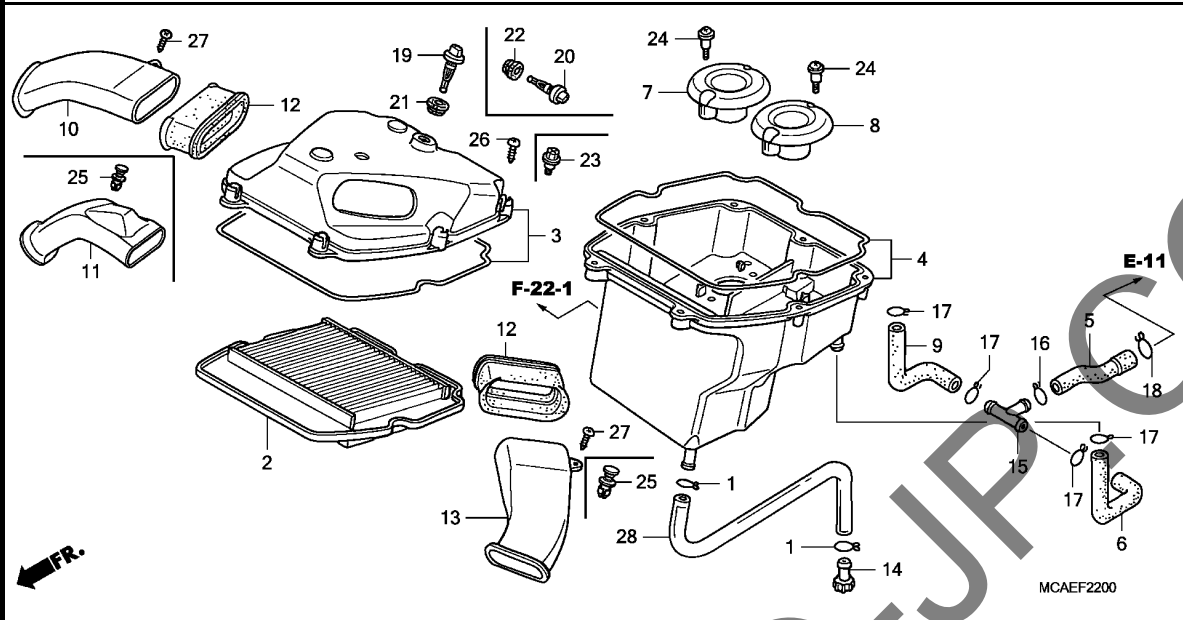
Ref. No.	L.O.N.	(Relative ref. Number) Description	F.R.T.
1	(11)	PUMP ASSY., FUEL	0.4
3	310120	TANK, FUEL	1.4
	310100D	.With airbag add	0.3
	3101E2	TANK, FUEL(A)	1.9
		.NOTE: '12- model	
15	617105	FUEL TANK SENDING UNIT	0.3

Ref. No.	Part No.	Description	Reqd. QTY			Serial No.	Parts catalogue code
			9	GL1800 A	C		
1	16700-MCA-013	PUMP ASSY., FUEL	1	1	1		
2	16960-ME9-000	PIPE, THREE WAY JOINT	1	1	1		
3	17510-MCA-010	TANK COMP., FUEL	1	1	1		
	17510-MCA-S42	-	-	1		
4	17515-GBB-000	RUBBER, FUEL TANK MOUNTING	2	2	2		
5	17515-MCA-A80	RUBBER, FUEL TANK MOUNTING	2	2	2		
6	17515-MCA-003	LOCKING RING, FUEL PUMP	1	1	-		
	17515-MCA-S41	-	-	1		
7	17516-MCA-A80	COLLAR, 12.7X14.1	2	2	2		
8	17516-MCA-003	LOCKING RING, FUEL UNIT	1	1	-		
	17516-MCA-S41	-	-	1		
9	17517-MCA-000	RING, SPACER	1	1	-		
	17517-MCA-S40	-	-	1		
10	17519-MCA-000	COVER, FUEL PUMP	1	1	1		
11	17574-MCA-003	PACKING, BASE	1	1	-		
	17574-MCA-S41	PACKING, FUEL PUMP	-	-	1		
12	17575-MCA-003	PACKING, FUEL UNIT	1	1	1		
13	17615-MCA-000	CUSHION, RR. FUEL TANK	2	2	2		
14	17620-MCA-A01	CAP ASSY., FUEL TANK	1	1	-		
	17620-MEH-003	-	-	1		
15	37080-MCA-000	FUEL UNIT SET	1	1	1		
16	50250-MCA-010	STAY, SHELTER SETTING	1	1	-	-----	E,ED,F,U
	50250-MCA-S40	-	-	1	-----	E,ED,F,U
17	50330-MCA-A01	STAY, BATTERY SUPPORT	1	1	-		
	50330-MCA-S40	-	-	1		
18	80108-KF9-900	COLLAR, RR. FENDER	2	2	2		

3



Ref. No.	Part No.	Description	Reqd. QTY			Serial No.	Parts catalogue code
			9	GL1800 A	C		
19	83502-MCA-A00	TRAY, FUEL FILLER	1	1	-	----- E,ED,F,U	
20	83502-MCA-A80	TRAY, FUEL FILLER	1	1	-	----- 2ED,2F,2NZ,2U,3E,BR,KO,SI	
21	83503-MCA-A00	PACKING, FUEL TRAY	1	1	1		
22	90104-MCA-000	BOLT, SPECIAL, NSHF, 6X34	2	2	2		
23	90136-428-870	WASHER, TANK SETTING	2	2	2		
24	91410-679-000	CLIP, 2X60	1	1	1		
25	95001-55270-40	TUBE, FUEL, 5.3X270	1	1	1		
26	95001-55810-40	TUBE, FUEL, 5.3X810	1	1	1		
27	95005-80860-10	TUBE, 8X860(95005-80001-10M)	1	1	-	----- 2ED,2F,2NZ,2U,3E,BR,KO,SI	
	95005-80790-10	TUBE, 8X790(95005-80001-10M)	1	1	-	----- E,ED,F,U	
	95005-80860-10	TUBE, 8X860(95005-80001-10M)	-	-	1		
28	95701-08035-00	BOLT, FLANGE, 8X35	2	2	2	----- E,ED,F,U	
29	96001-06016-07	BOLT, FLANGE, 6X16	2	2	2		
30	91410-679-000	CLIP, 2X60	-	-	1		



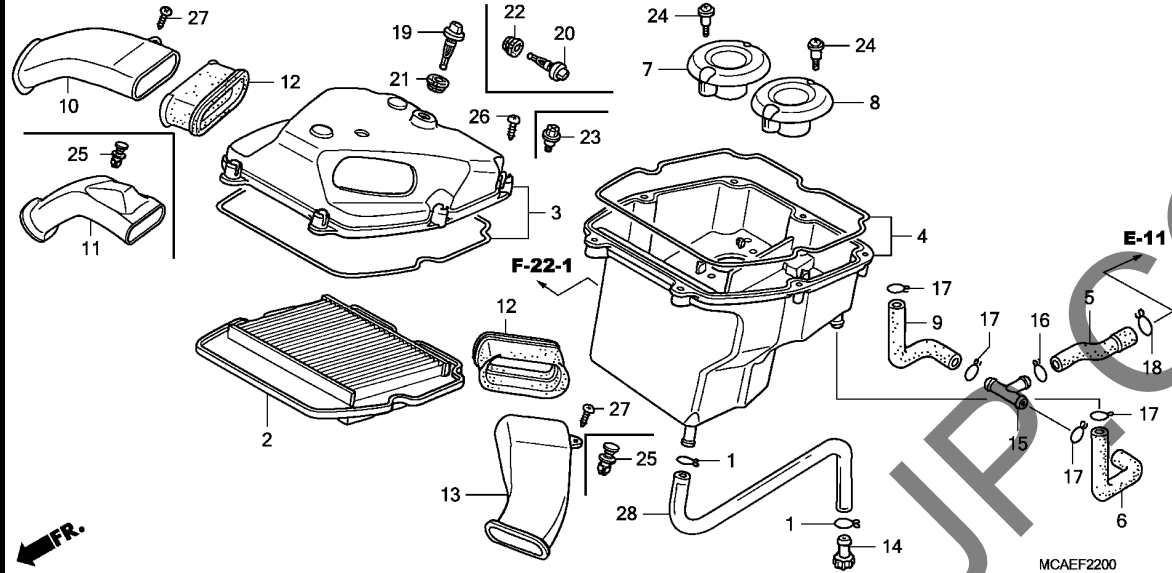
Ref. No.	L.O.N.	(Relative ref. Number) Description	F.R.T.
2	312105	ELEMENT, AIR CLEANER	0.9
	312105C	.With airbag add	0.7
	3121J9	ELEMENT, AIR CLEANER(A)	1.8
		.NOTE: '12- model (12)	
3	312102	COVER, AIR CLEANER CASE	1.0
	312102C	.With airbag add	0.7
	3121K0	COVER, AIR CLEANER CASE(A) ...	1.9
		.NOTE: '12- model	
4	3121A5	CASE, AIR CLEANER	1.5
	3121A5D	.With airbag add	0.7
	3121H2	CASE, AIR CLEANER(A)	2.3
		.NOTE: '12- model	
	3121H2A	.With airbag add	0.1
7	3121C9	FUNNEL, AIR :RIGHT	0.9
	3121C9C	.With airbag add	0.7
	3121K3	FUNNEL, AIR(A) :RIGHT	1.8
		.NOTE: '12- model	
8	3121C8	FUNNEL, AIR :LEFT	0.9
	3121C8C	.With airbag add	0.7
	3121K2	FUNNEL, AIR(A) :LEFT	1.8
		.NOTE: '12- model	
	3121E2	FUNNEL, AIR :BOTH	0.9
	3121E2C	.With airbag add	0.7
+	3121K4	FUNNEL, AIR(A) :BOTH	1.8

Ref. No.	Part No.	Description	Reqd. QTY			Serial No.	Parts catalogue code
			9	GL1800 A	C		
1	15771-KV6-000	CLIP, OIL DRAIN TUBE	2	-	-		
	90651-HM3-A71	CLAMP, TUBE(14.0)	2	2	2		
2	17210-MCA-A60	ELEMENT, AIR CLEANER	1	1	1		
3	17221-MCA-A80	COVER, AIR CLEANER	1	1	1	-----	2ED,2F,2NZ,2U,3E,BR,KO,SI
	17221-MCA-A60	1	1	1	-----	E,ED,F,U
	17221-MCA-A80	1	1	1		
4	17231-MCA-A80	CASE, AIR CLEANER	1	1	1	-----	2ED,2F,2NZ,2U,3E,BR,KO,SI
	17231-MCA-A60	1	1	1	-----	E,ED,F,U
	17231-MCA-A80	1	1	1		
5	17233-MCA-000	TUBE C, BREATHER	1	1	1		
6	17235-MCA-000	TUBE B, BREATHER	1	1	1		
7	17237-MCA-003	FUNNEL, R. AIR	1	-	-		
	17237-MCA-013	-	1	1		
8	17239-MCA-003	FUNNEL, L. AIR	1	-	-		
	17239-MCA-013	-	1	1		
9	17245-MCA-000	TUBE A, BREATHER	1	1	1		
10	17251-MCA-A60	DUCT, R. AIR CLEANER	1	1	-	-----	E,ED,F,U
11	17251-MCA-A80	DUCT, R. AIR CLEANER	1	1	-	-----	2ED,2F,2NZ,2U,3E,BR,KO,SI
	17251-MCA-S40	-	-	1		
12	17252-MCA-A60	RUBBER, DUCT	2	-	-		
	17252-MCA-A61	-	2	2		
13	17254-MCA-A60	DUCT, L. AIR CLEANER	1	-	-		
	17254-MCA-S40	-	1	-	-----	2ED,2F,2NZ,2U,3E,BR,KO,SI
		-	1	-	-----	E,ED,F,U
		-	-	1		
14	17370-382-870	PLUG, BREATHER TUBE	1	1	1		
15	17420-MCA-000	JOINT, THREE WAY BREATHER ...	1	1	1		

F-22

AIR CLEANER

N15



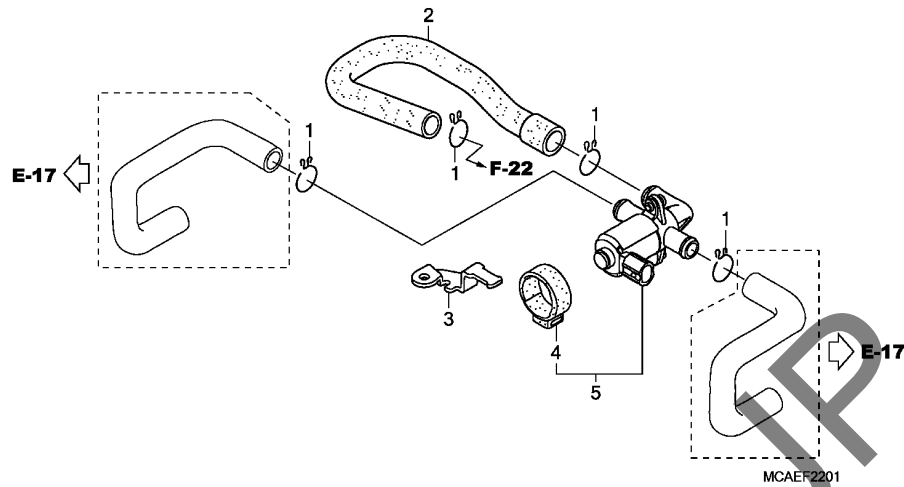
Ref. No.	L.O.N.	(Relative ref. Number) Description	F.R.T.
+ 8		.NOTE: '12- model (11)	
10		3121B0 DUCT, AIR CLEANER :RIGHT	0.8
		3121L5 DUCT, AIR CLEANER(A) :RIGHT ..	0.9
		.NOTE: '12- model	
13		3121A9 DUCT, AIR CLEANER :LEFT	0.8
		3121L4 DUCT, AIR CLEANER(A) :LEFT ...	0.9
		.NOTE: '12- model	
		3121B1 DUCT, AIR CLEANER :BOTH	0.8
		3121B1A .With airbag add	0.3
		3121L6 DUCT, AIR CLEANER(A) :BOTH ...	1.3
		.NOTE: '12- model (20)	
19		617120 SENSOR, AIR TEMP	0.9
		6171F1 SENSOR, AIR TEMP(A)	1.0
		.NOTE: '12- model	

Ref. No.	Part No.	Description	Reqd. QTY			Serial No.	Parts catalogue code
			9	GL1800 A	C		
16	17554-MB0-000	CLIP, BREATHER TUBE	1	1	1		
17	17724-102-700	CLIP, SUB TANK HOSE	4	4	4		
18	18532-634-670	CLIP, AIR HOSE, 21.5	1	1	1		
19	37880-MCA-003	SENSOR ASSY., AIR TEMP	1	1	1		E,ED,F,U
20	37880-MCA-003	SENSOR ASSY., AIR TEMP	1	1	1		2ED,2F,2NZ,2U,3E,BR,KO,SI
21	37881-MCA-003	GROMMET, TA SENSOR	1	1	-		E,ED,F,U
22	37881-MCA-003	GROMMET, TA SENSOR	1	1	-		2ED,2F,2NZ,2U,3E,BR,KO,SI
23	90112-MCA-A80	BOLT, SPECIAL, 5MM	7	7	-		2ED,2F,2NZ,2U,3E,BR,KO,SI
24	91508-MM5-000	SCREW, PAN, 5MM	4	4	4		
25	91549-MCA-000	CLIP, PANEL FIXING	2	2	-		2ED,2F,2NZ,2U,3E,BR,KO,SI
26	93903-25480	SCREW, TAPPING, 5X20	7	7	-		E,ED,F,U
27	93913-25420	SCREW, TAPPING, 5X16	2	2	-		E,ED,F,U
28	95003-37042-31	TUBE, VINYL, 11X15X420	1	1	1		

F-22-1

AIR INJECTION VALVE

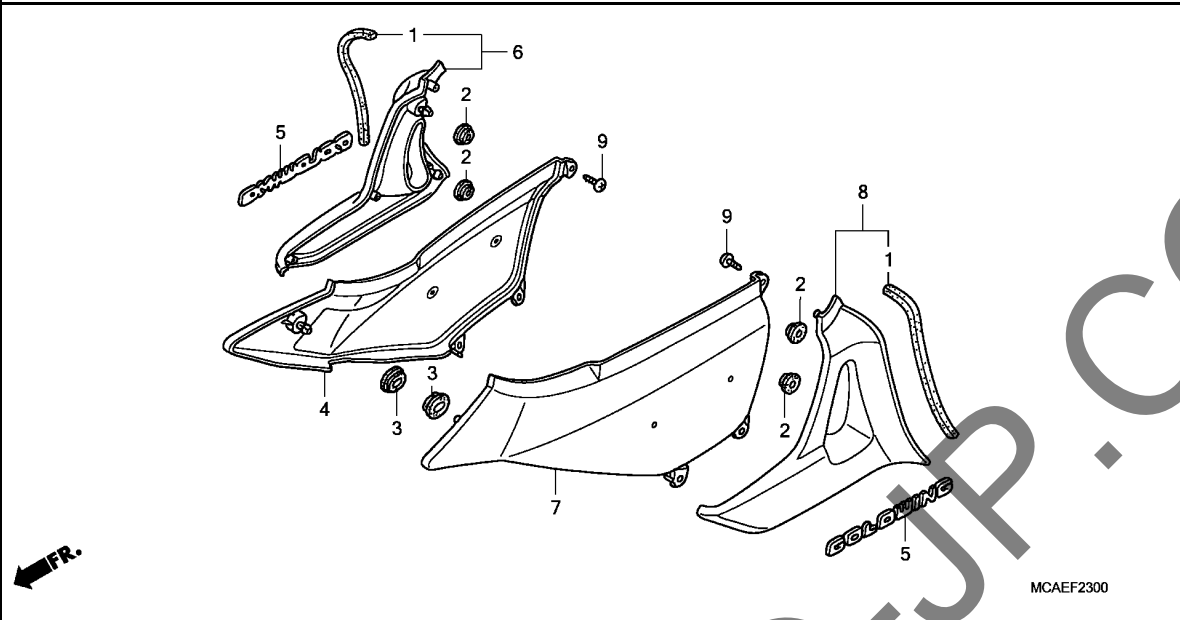
N16



Ref. No.	L.O.N.	(Relative ref. Number) Description	F.R.T.
5	314130	VALVE, SECONDARY AIR CONTROL	1.7
	314130A	.With airbag add	0.7
	3141C7	VALVE, SECONDARY AIR CONTROL (A)	2.5
		.NOTE: '12- model	
	3141C7A	.With airbag add	0.1

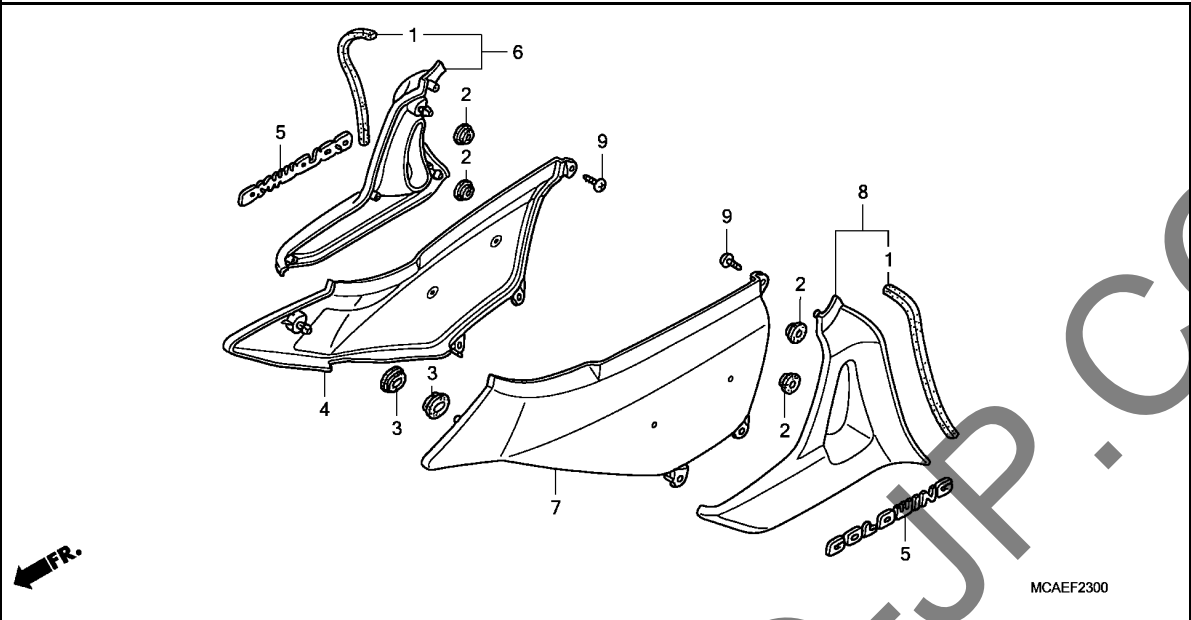
Ref. No.	Part No.	Description	Reqd. QTY			Serial No.	Parts catalogue code
			9	GL1800 A	C		
1	17724-102-700	CLIP, SUB TANK HOSE	4	4	4		
2	18661-MCA-A60	TUBE A, AIR INTAKE	1	1	1		
3	18665-MCA-A60	STAY, SOLENOID	1	1	1		
4	36172-MCA-A61	SUSPENSION, SOLENOID VALVE ..	1	1	1		
5	36450-MCA-A61	VALVE ASSY., EX. AIR INJECTION	1	1	-		
	36450-MCA-A62	-	-	1		

3



Ref. No.	L.O.N.	(Relative ref. Number) Description	F.R.T.
4	4111H9	COVER, SIDE :RIGHT	0.1
6	4151B3	PROTECTOR, SIDE :RIGHT	0.1
7	4111H8	COVER, SIDE :LEFT	0.1
	4111J0	COVER, SIDE :BOTH	0.2
8	4151B2	PROTECTOR, SIDE :LEFT	0.1
	4151B8	PROTECTOR, SIDE :BOTH	0.2

Ref. No.	Part No.	Description	Reqd. QTY			Serial No.	Parts catalogue code
			9	GL1800	C		
1	53209-KV7-670	SEAL, WINKER LENS	2	2	-		
2	83504-GE0-000	GROMMET, RR. COVER	4	4	-		
3	83551-GE2-000	GROMMET, AIR CLEANER CASE ...	2	2	-		
4	83600-MCA-000YE	COVER SET, R. SIDE					
		NHA54M					
		PEWTER SILVER METALLIC	1	-	-		
	83600-MCA-000ZM	*R287M*					
		BLOODSTONE RED METALLIC	1	-	-	2ED,2F,2NZ,2U,3E,E,ED,F,KO,SI,U	
	83600-MCA-000YD	*B205M*MONTEREY BLUE METALLIC	1	-	-	2ED,2F,3E,BR,E,ED,F,KO,SI	
	83600-MCA-000YF	*B191M*COLUMBIA BLUE METALLIC	1	-	-	2NZ,2U,U	
	83600-MCA-000YG	*YR292M*					
		MESQUITE BROWN METALLIC	1	-	-	SI	
	83600-MCA-000ZY	*NHA73M*					
		NEBULOUS BLACK METALLIC	-	1	-		
	83600-MCA-000ZD	*Y130P*..PEARL HOT ROD YELLOW	-	1	-	2ED,2F,2NZ,2U,3E,E,ED,F,KO,SI,U	
	83600-MCA-000ZE	*NH326P*..PEARL GLACIER WHITE	-	1	-	2ED,2F,2NZ,2U,3E,E,ED,F,KO,SI,U	
	83600-MCA-000YG	*YR292M*					
		MESQUITE BROWN METALLIC	-	1	-	2ED,2F,3E,BR,E,ED,F,SI	
	83600-MCA-000YC	*R325M*.CALIENTE RED METALLIC	-	1	-	2NZ,2U,KO,U	
5	83605-MCA-A40	EMBLEM, SIDE COVER	2	2	-		
6	83610-MCA-000ZA	PROTECTOR SET, R. SIDE					
		NH303M					
		MAT AXIS GRAY METALLIC	1	1	-		
7	83700-MCA-000YE	SET ILLUSTR,L SIDE COVER					
		NHA54M					
		PEWTER SILVER METALLIC	1	-	-		
	83700-MCA-000ZM	*R287M*					
		BLOODSTONE RED METALLIC	1	-	-	2ED,2F,2NZ,2U,3E,E,ED,F,KO,SI,U	



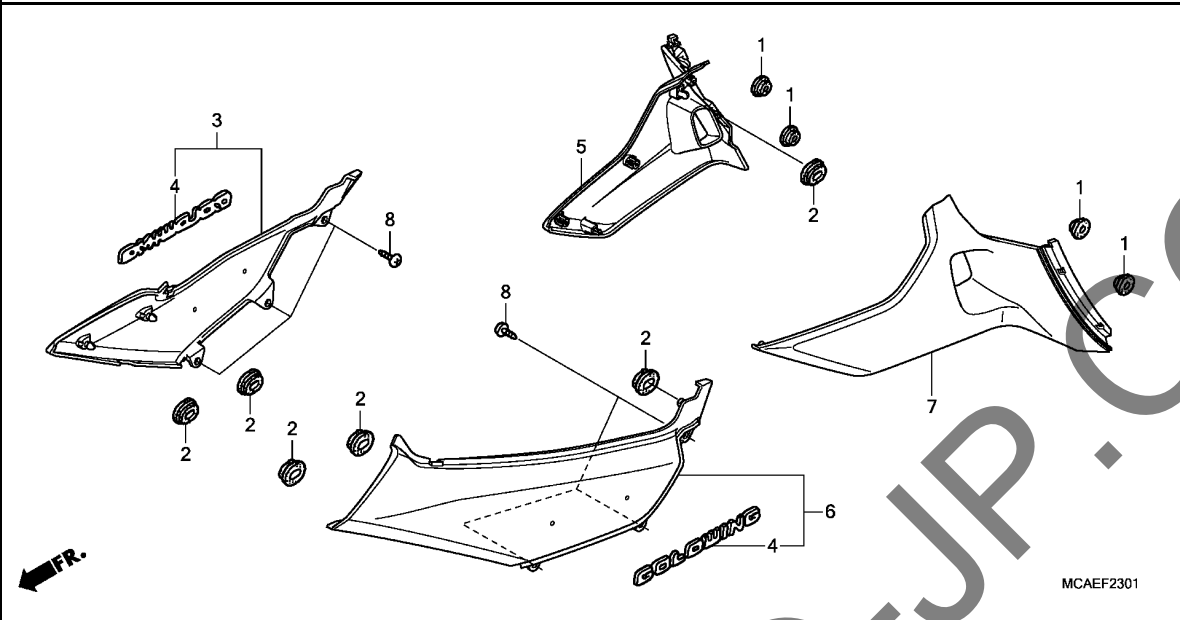
MCAEF2300

Ref. No.	Part No.	Description	Reqd. QTY			Serial No.	Parts catalogue code
			GL1800	A	C		
(7)	83700-MCA-000YD	SET ILLUSTR, L SIDE COVER	1	-	-		
		*B205M*MONTEREY BLUE METALLIC					2ED,2F,3E,BR,E,ED,F,KO,SI
	83700-MCA-000YF	*B191M*COLUMBIA BLUE METALLIC	1	-	-		2NZ,2U,U
	83700-MCA-000YG	COVER SET, L. SIDE					
		YR292M					
		MESQUITE BROWN METALLIC	1	-	-		SI
	83700-MCA-000ZY	*NHA73M*					
		NEBULOUS BLACK METALLIC	-	1	-		
	83700-MCA-000ZD	*Y130P*..PEARL HOT ROD YELLOW	-	1	-		2ED,2F,2NZ,2U,3E,E,ED,F,KO,SI,U
	83700-MCA-000ZE	*NH326P*..PEARL GLACIER WHITE	-	1	-		2ED,2F,2NZ,2U,3E,E,ED,F,KO,SI,U
	83700-MCA-000YG	*YR292M*					
		MESQUITE BROWN METALLIC	-	1	-		2ED,2F,3E,BR,E,ED,F,SI
	83700-MCA-000YC	*R325M*.CALIENTE RED METALLIC	-	1	-		2NZ,2U,KO,U
8	83710-MCA-000ZA	PROTECTOR SET, L. SIDE					
		NH303M					
		MAT AXIS GRAY METALLIC	1	1	-		
9	93903-25180	SCREW, TAPPING, 5X10	6	6	-		

F-23-1

SIDE COVER(GL1800C)

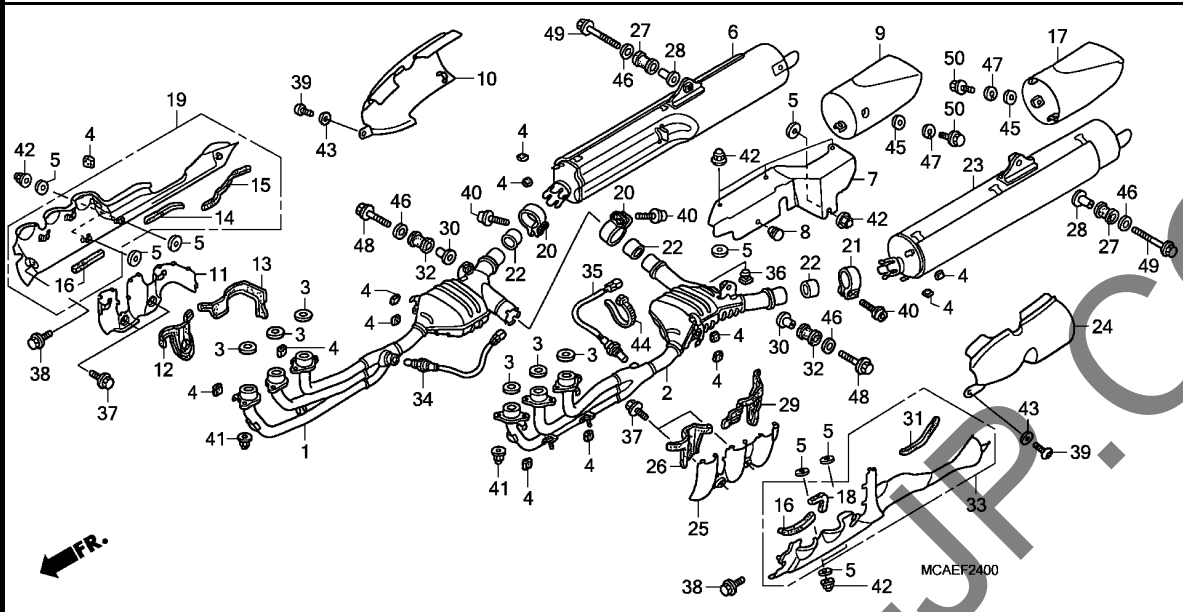
2-B 3



Ref. No.	L.O.N.	(Relative ref. Number) Description	F.R.T.
3	4111H9	COVER, SIDE :RIGHT	0.1
5	4151B3	PROTECTOR, SIDE :RIGHT	0.1
6	4111H8	COVER, SIDE :LEFT	0.1
7	4151B2	PROTECTOR, SIDE :LEFT	0.1
	4151B8	PROTECTOR, SIDE :BOTH	0.2

Ref. No.	Part No.	Description	Reqd. QTY	Serial No.	Parts catalogue code
			GL1800 9 A C		
1	83504-GE0-000	GROMMET, RR. COVER	-	4	
2	83551-GE2-000	GROMMET, AIR CLEANER CASE ...	-	6	
3	83600-MCA-S40ZB	COVER SET, R. SIDE(WL)	-	1	
		NHBO1.....GRAPHITE BLACK	-	1	
		B197M	-	1	
		GLINT WAVE BLUE METALLIC	-	1	----- 2ED,2F,2U,3E,U
	83600-MCA-S40ZC	*NH341P*.PEARL FADELESS WHITE	-	1	----- 2ED,2F,3E,E,ED,F,KO,SI
	83600-MCA-S40ZD	*R345C*....CANDY ALIZARIN RED	-	1	----- 2U,KO,SI,U
4	83605-MCA-A40	EMBLEM, SIDE COVER	-	2	
5	83610-MCA-S40	PROTECTOR SET, R. SIDE	-	1	
6	83700-MCA-S40ZB	COVER SET, L. SIDE(WL)	-	1	
		NHBO1.....GRAPHITE BLACK	-	1	
		B197M	-	1	
		GLINT WAVE BLUE METALLIC	-	1	----- 2ED,2F,2U,3E,U
	83700-MCA-S40ZC	*NH341P*.PEARL FADELESS WHITE	-	1	----- 2ED,2F,3E,E,ED,F,KO,SI
	83700-MCA-S40ZD	*R345C*....CANDY ALIZARIN RED	-	1	----- 2U,KO,SI,U
7	83710-MCA-S40	PROTECTOR SET, L. SIDE	-	1	
8	93903-25180	SCREW, TAPPING, 5X10	-	6	

3



Ref. No.	L.O.N.	(Relative ref. Number) Description	F.R.T.
1	3131A1	PIPE, EXHAUST :RIGHT	1.0
2	3131A0	PIPE, EXHAUST :LEFT	1.0
	3131E3	PIPE, EXHAUST :BOTH	1.0
3	3131B4	GASKET, EXHAUST PIPE	1.0
		.NOTE: Same time for two units or more	
6	3131B6	MUFFLER :RIGHT	0.2
9	3131F5	PIECE, MUFFLER TAIL :RIGHT	0.1
10	3131A4	PROTECTOR, MUFFLER :RIGHT	0.4
11	3131A8	PROTECTOR, EXHAUST PIPE :RIGHT	0.4
17	3131F4	PIECE, MUFFLER TAIL :LEFT	0.1
	3131L0	PIECE, MUFFLER TAIL :BOTH	0.2
19	3131E6	PROTECTOR, EXHAUST :RIGHT	0.4
23	3131B5	MUFFLER :LEFT	0.2
	3131D6	MUFFLER :BOTH	0.4
24	3131A3	PROTECTOR, MUFFLER :LEFT	0.4
	3131A5	PROTECTOR, MUFFLER :BOTH	0.5
25	3131A7	PROTECTOR, EXHAUST PIPE :LEFT	0.4
	3131A9	PROTECTOR, EXHAUST PIPE :BOTH	0.5
33	3131E5	PROTECTOR, EXHAUST :LEFT	0.4
	3131E7	PROTECTOR, EXHAUST :BOTH	0.5
34	6171B4	SENSOR, OXYGEN :RIGHT	0.9
35	6171B3	SENSOR, OXYGEN :LEFT	0.9
	6171B5	SENSOR, OXYGEN :BOTH	1.1
	6171B5A	.With airbag add	0.3

Ref. No.	Part No.	Description	Reqd. QTY		Serial No.	Parts catalogue code
			GL1800			
			9	A C		
1	18150-MCA-B60	PIPE COMP., R. EX.	1	1	-----	BR
2	18250-MCA-B60	PIPE COMP., L. EX.	1	1	-----	BR
3	18291-MN5-650	GASKET, EX. PIPE	6	6	-----	BR
4	18293-MCA-A20	RUBBER, PROTECTOR PACKING	13	13	-----	BR
5	18293-MCA-780	PACKING, PROTECTOR	12	12	-----	BR
6	18305-MCA-D30	MUFFLER COMP., R.	1	1	-----	BR
7	18313-MCA-A20	PLATE COMP., MUFFLER	1	1	-----	BR
8	18314-MCA-A20	GROMMET, MUFFLER COVER	1	1	-----	BR
9	18316-MCA-A60	PIECE, R. TAIL	1	1	-----	BR
10	18317-MCA-A20	PROTECTOR, R. RR. EX. PIPE	1	1	-----	BR
11	18318-MCA-000	PROTECTOR B, FR. R. EX. PIPE	1	1	-----	BR
12	18321-MCA-000	RUBBER A, R. HEAT GUARD	1	1	-----	BR
13	18323-MCA-000	RUBBER B, R. HEAT GUARD	1	1	-----	BR
14	18329-MCA-A20	RUBBER C	1	1	-----	BR
15	18332-MCA-A20	RUBBER D	1	1	-----	BR
16	18333-MCA-000	PROTECTOR, HEAT	2	2	-----	BR
17	18336-MCA-A60	PIECE, L. TAIL	1	1	-----	BR
18	18338-MCA-000	PROTECTOR, HEAT SUB	1	1	-----	BR
19	18355-MCA-A20ZA	PROTECTOR ASSY., R. EX. *NH168M*VERNIER GRAY METALLIC	1	1	-----	BR
20	18376-MT3-000	BAND, R. MUFFLER	2	2	-----	BR
21	18377-MT3-000	BAND, L. MUFFLER	1	1	-----	BR
22	18392-MAM-000	PACKING B, MUFFLER	3	3	-----	BR
23	18405-MCA-D30	MUFFLER COMP., L.	1	1	-----	BR
24	18417-MCA-A20	PROTECTOR, L. RR. EX. PIPE	1	1	-----	BR

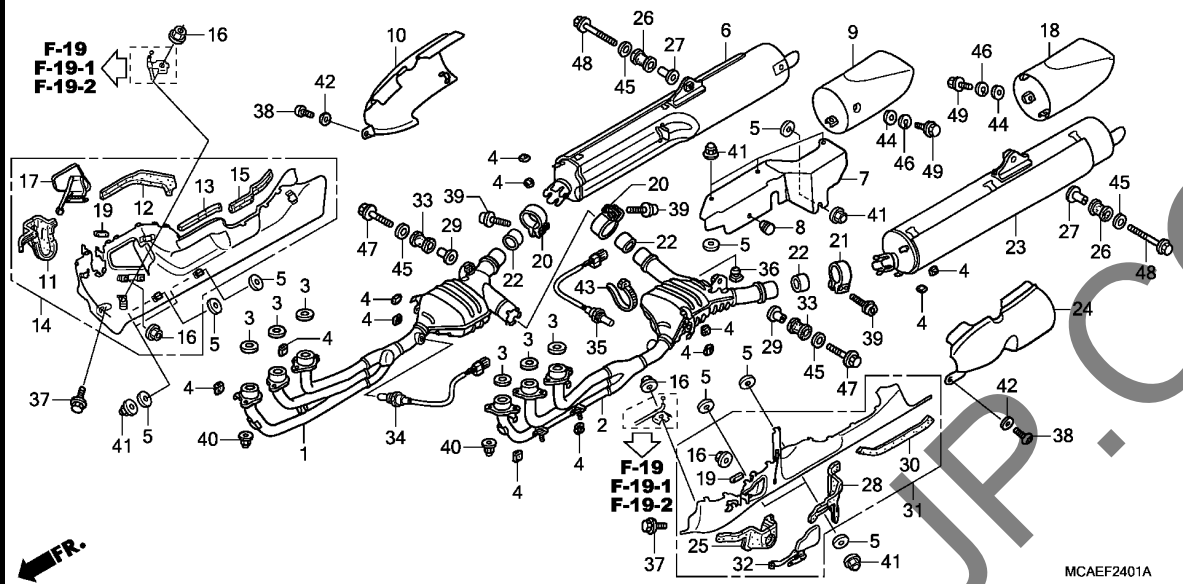
3

Ref. No.	Part No.	Description	Reqd. QTY			Serial No.	Parts catalogue code
			GL1800	A	C		
25	18418-MCA-000	PROTECTOR B, FR. L. EX. PIPE	1	1	-	-----	BR
26	18421-MCA-000	RUBBER A, L. HEAT GUARD	1	1	-	-----	BR
27	18421-MN5-000	RUBBER, MUFFLER MOUNTING	2	2	-	-----	BR
28	18422-MN5-000	COLLAR, MUFFLER MOUNTING	2	2	-	-----	BR
29	18423-MCA-000	RUBBER B, L. HEAT GUARD	1	1	-	-----	BR
30	18424-MN5-000	COLLAR, CHAMBER MOUNTING	2	2	-	-----	BR
31	18429-MCA-A20	RUBBER E	1	1	-	-----	BR
32	18441-MCA-A20	RUBBER, EX. PIPE	2	2	-	-----	BR
33	18455-MCA-A20ZA	PROTECTOR ASSY., L. EX. *NH168M*VERNIER GRAY METALLIC	1	1	-	-----	BR
34	36533-MCA-A71	SENSOR, R. AIR FUEL RATIO ...	1	1	-	-----	BR
35	36534-MCA-A71	SENSOR, L. AIR FUEL RATIO ...	1	1	-	-----	BR
36	50524-MG9-000	RUBBER, STAND STOPPER	1	1	-	-----	BR
37	90004-GHB-600	BOLT, FLANGE, 6X10(NSHF)	4	4	-	-----	BR
38	90011-HN0-A00	BOLT, FLANGE, 6X10	2	2	-	-----	BR
39	90112-MCA-000	BOLT, SPECIAL, 6X12	2	2	-	-----	BR
40	90130-MCA-000	BOLT, FLANGE SOCKET, 8X35 ...	6	6	-	-----	BR
41	90304-HB3-771	NUT, SPECIAL, 6MM	12	12	-	-----	BR
42	90308-MT8-000	NUT, CAP, 6MM	8	8	-	-----	BR
43	90545-323-700	WASHER, 6.5X18	2	2	-	-----	BR
44	90650-KV6-003	BAND, WIRE, 95MM	1	1	-	-----	BR
45	94101-06000	WASHER, PLAIN, 6MM	6	6	-	-----	BR
46	94103-08000	WASHER, PLAIN, 8MM	4	4	-	-----	BR
47	94111-06000	WASHER, SPRING, 6MM	6	6	-	-----	BR
48	95701-08045-00	BOLT, FLANGE, 8X45	2	2	-	-----	BR
49	95701-08055-02	BOLT, FLANGE, 8X55	2	2	-	-----	BR
50	96001-06012-00	BOLT, FLANGE, 6X12	6	6	-	-----	BR

F-24-1

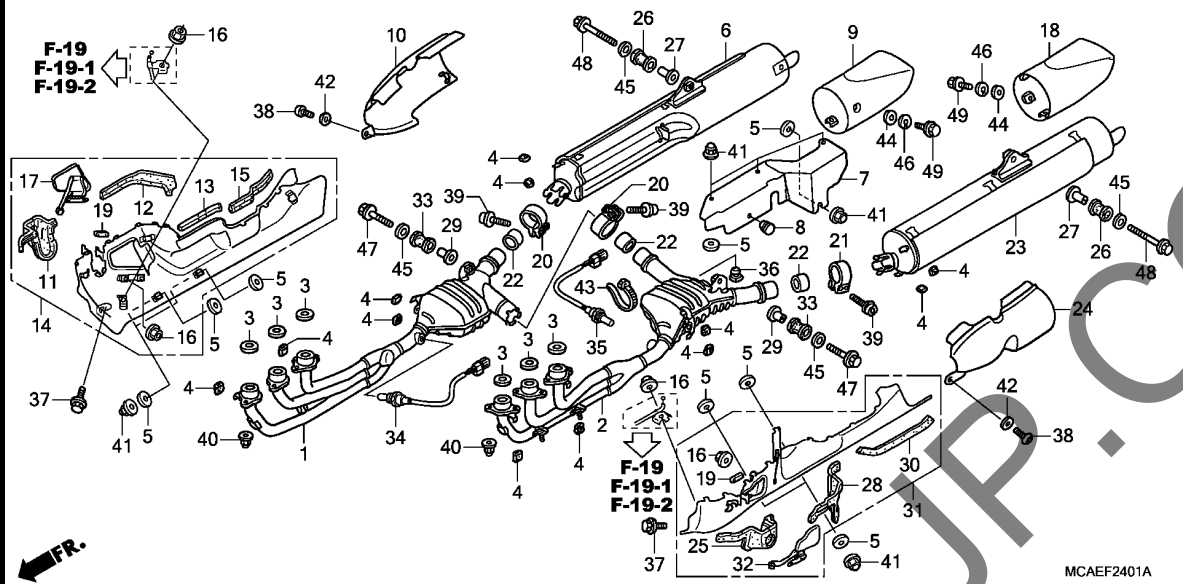
EXHAUST MUFFLER(EXCEPT GL1800-BR)

2-B 6



Ref. No.	L.O.N.	(Relative ref. Number) Description	F.R.T.
1	3131A1	PIPE, EXHAUST :RIGHT	1.0
2	3131A0	PIPE, EXHAUST :LEFT	1.0
	3131E3	PIPE, EXHAUST :BOTH	1.0
3	3131B4	GASKET, EXHAUST PIPE	1.0
.NOTE: Same time for two units or more			
6	3131B6	MUFFLER :RIGHT	0.2
9	3131F5	PIECE, MUFFLER TAIL :RIGHT	0.1
10	3131A4	PROTECTOR, MUFFLER :RIGHT	0.4
14	3131E6	PROTECTOR, EXHAUST :RIGHT	0.4
17	3131K7	LID, EXHAUST PIPE PROTECTOR :RIGHT	0.4
18	3131F4	PIECE, MUFFLER TAIL :LEFT	0.1
	3131L0	PIECE, MUFFLER TAIL :BOTH	0.2
23	3131B5	MUFFLER :LEFT	0.2
	3131D6	MUFFLER :BOTH	0.4
24	3131A3	PROTECTOR, MUFFLER :LEFT	0.4
	3131A5	PROTECTOR, MUFFLER :BOTH	0.5
31	3131E5	PROTECTOR, EXHAUST :LEFT	0.4
	3131E7	PROTECTOR, EXHAUST :BOTH	0.5
32	3131K6	LID, EXHAUST PIPE PROTECTOR :LEFT	0.4
	3131K8	LID, EXHAUST PIPE PROTECTOR :BOTH	0.5
+34	6171B4	SENSOR, OXYGEN :RIGHT	0.9

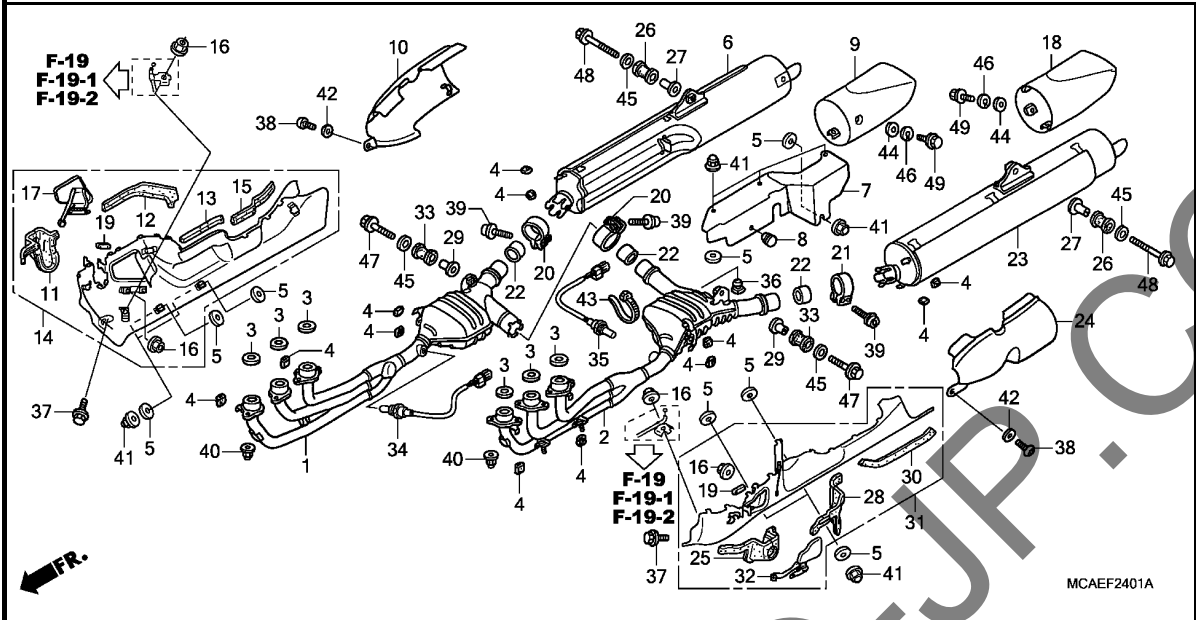
Ref. No.	Part No.	Description	Reqd. QTY			Serial No.	Parts catalogue code
			GL1800	A	C		
1	18150-MCA-D90	PIPE COMP., R. EX.	1	1		2ED,2F,2NZ,2U,3E,E,ED,F,SI,U	
	18150-MCA-J40					KO	
	18150-MCA-D91		1	1		2ED,2F,2NZ,2U,3E,E,ED,F,SI,U	
	18150-MCA-K31					KO	
	18150-MCA-K30		1	1		KO	
2	18250-MCA-D90	PIPE COMP., L. EX.	1	1		2ED,2F,2NZ,2U,3E,E,ED,F,SI,U	
	18250-MCA-J40					KO	
	18250-MCA-D91		1	1		2ED,2F,2NZ,2U,3E,E,ED,F,SI,U	
	18250-MCA-K31		1	1		KO	
	18250-MCA-K30		1	1		KO	
3	18291-MN5-650	GASKET, EX. PIPE	6	6	6	2ED,2F,2NZ,2U,3E,E,ED,F,KO,SI,U	
4	18293-MCA-A20	RUBBER, PROTECTOR PACKING	12	12	12	2ED,2F,2NZ,2U,3E,E,ED,F,KO,SI,U	
5	18293-MCA-780	PACKING, PROTECTOR	12	12	12	2ED,2F,2NZ,2U,3E,E,ED,F,KO,SI,U	
6	18305-MCA-D30	MUFFLER COMP., R.	1	1	1	2ED,2F,2NZ,2U,3E,E,ED,F,SI,U	
	18305-MCA-W00		1	1	1	KO	
7	18313-MCA-A20	PLATE COMP., MUFFLER	1	1	1	2ED,2F,2NZ,2U,3E,E,ED,F,KO,SI,U	
8	18314-MCA-A20	GROMMET, MUFFLER COVER	1	1	1	2ED,2F,2NZ,2U,3E,E,ED,F,KO,SI,U	
9	18316-MCA-A60	PIECE, R. TAIL	1	1	1	2ED,2F,2NZ,2U,3E,E,ED,F,KO,SI,U	
10	18317-MCA-A20	PROTECTOR, R. RR. EX. PIPE	1	1	1	2ED,2F,2NZ,2U,3E,E,ED,F,KO,SI,U	
11	18321-MCA-A70	RUBBER A, R. HEAT GUARD	1	1	1	2ED,2F,2NZ,2U,3E,E,ED,F,KO,SI,U	
12	18323-MCA-A70	RUBBER B, R. HEAT GUARD	1	1	1	2ED,2F,2NZ,2U,3E,E,ED,F,KO,SI,U	
13	18329-MCA-A20	RUBBER C	1	1	1	2ED,2F,2NZ,2U,3E,E,ED,F,KO,SI,U	
14	18330-MCA-A70ZA	PROTECTOR ASSY., R. EX. PIPE	1	1	1	2ED,2F,2NZ,2U,3E,E,ED,F,KO,SI,U	
	*NH168M*VERNIER GRAY METALLIC		1	1	1	2ED,2F,2NZ,2U,3E,E,ED,F,KO,SI,U	
15	18332-MCA-A20	RUBBER D	1	1	1	2ED,2F,2NZ,2U,3E,E,ED,F,KO,SI,U	
16	18334-MT8-770	NUT, FLANGE, 5MM	6	6	6	2ED,2F,2NZ,2U,3E,E,ED,F,KO,SI,U	



Ref. No.	L.O.N.	(Relative ref. Number) Description	F.R.T.
+34	6171G6	SENSOR, OXYGEN(A) :RIGHTNOTE: '12- model	1.0
35	6171B3	SENSOR, OXYGEN :LEFT	0.9
	6171G5	SENSOR, OXYGEN(A) :LEFT	1.0
		.NOTE: '12- model	
	6171B5	SENSOR, OXYGEN :BOTH	1.1
	6171B5A	.With airbag add	0.3
	6171G4	SENSOR, OXYGEN(A) :BOTH	1.6
		.NOTE: '12- model	

Ref. No.	Part No.	Description	Reqd. QTY	GL1800	Serial No.	Parts catalogue code
			9	A	C	
17	18335-MCA-A70ZA	LID COMP., R. EX. PIPE PROTECTOR *NH168M*VERNIER GRAY METALLIC	1	1	1	2ED,2F,2NZ,2U,3E,E,ED,F,KO,SI,U
18	18336-MCA-A60	PIECE, L. TAIL	1	1	1	2ED,2F,2NZ,2U,3E,E,ED,F,KO,SI,U
19	18340-MCA-A70	RUBBER, CUSHION(2MM)	2	2	2	2ED,2F,2NZ,2U,3E,E,ED,F,KO,SI,U
20	18376-MT3-000	BAND, R. MUFFLER	2	2	2	2ED,2F,2NZ,2U,3E,E,ED,F,KO,SI,U
21	18377-MT3-000	BAND, L. MUFFLER	1	1	1	2ED,2F,2NZ,2U,3E,E,ED,F,KO,SI,U
22	18392-MAM-000	PACKING B, MUFFLER	3	3	-	2ED,2F,2NZ,2U,3E,E,ED,F,KO,SI,U
	18392-MCA-S40	PACKING, MUFFLER(43MM)	-	-	3	
23	18405-MCA-D30	MUFFLER COMP., L.	1	1	1	2ED,2F,2NZ,2U,3E,E,ED,F,SI,U
	18405-MCA-W00		1	1	1	KO
24	18417-MCA-A20	PROTECTOR, L. RR. EX. PIPE	1	1	1	2ED,2F,2NZ,2U,3E,E,ED,F,KO,SI,U
25	18421-MCA-A70	RUBBER A, L. HEAT GUARD	1	1	1	2ED,2F,2NZ,2U,3E,E,ED,F,KO,SI,U
26	18421-MN5-000	RUBBER, MUFFLER MOUNTING	2	2	2	2ED,2F,2NZ,2U,3E,E,ED,F,KO,SI,U
27	18422-MN5-000	COLLAR, MUFFLER MOUNTING	2	2	2	2ED,2F,2NZ,2U,3E,E,ED,F,KO,SI,U
28	18423-MCA-A70	RUBBER B, L. HEAT GUARD	1	1	1	2ED,2F,2NZ,2U,3E,E,ED,F,KO,SI,U
29	18424-MN5-000	COLLAR, CHAMBER MOUNTING	2	2	2	2ED,2F,2NZ,2U,3E,E,ED,F,KO,SI,U
30	18429-MCA-A20	RUBBER E	1	1	1	2ED,2F,2NZ,2U,3E,E,ED,F,KO,SI,U
31	18430-MCA-A70ZA	PROTECTOR ASSY., L. EX. PIPE *NH168M*VERNIER GRAY METALLIC	1	1	1	2ED,2F,2NZ,2U,3E,E,ED,F,KO,SI,U
32	18435-MCA-A70ZA	LID COMP., L. EX. PIPE PROTECTOR *NH168M*VERNIER GRAY METALLIC	1	1	1	2ED,2F,2NZ,2U,3E,E,ED,F,KO,SI,U
33	18441-MCA-A20	RUBBER, EX. PIPE	2	2	2	2ED,2F,2NZ,2U,3E,E,ED,F,KO,SI,U
34	36533-MCA-A71	SENSOR, R. AIR FUEL RATIO	1	1	1	2ED,2F,2NZ,2U,3E,E,ED,F,KO,SI,U
35	36534-MCA-A71	SENSOR, L. AIR FUEL RATIO	1	1	1	2ED,2F,2NZ,2U,3E,E,ED,F,KO,SI,U





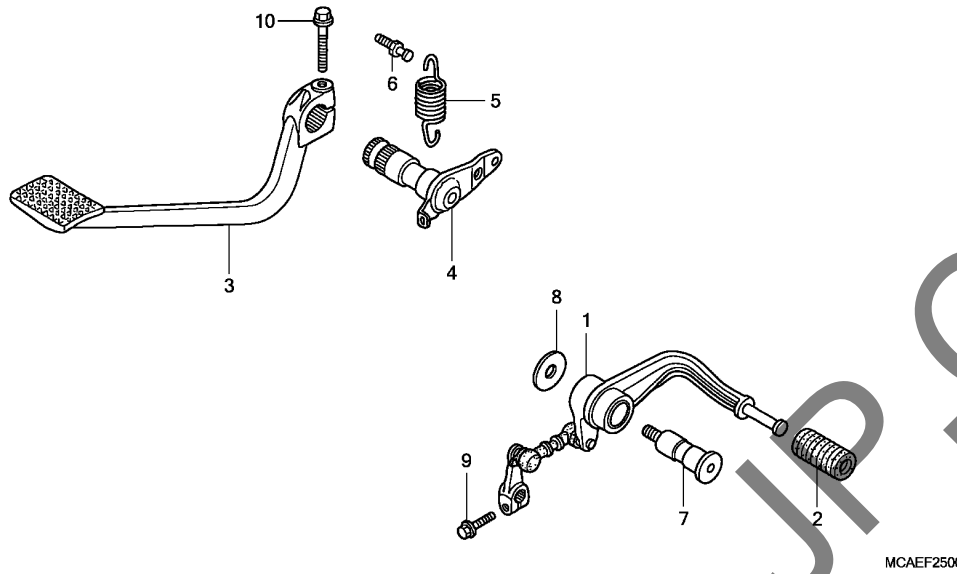
MCAEF2401A

Ref. No.	Part No.	Description	Reqd. QTY			Serial No.	Parts catalogue code
			GL1800	A	C		
36	50524-MG9-000	RUBBER, STAND STOPPER	1	1	1	-----	2ED,2F,2NZ,2U,3E,E,ED,F,KO,SI,U
37	90011-HN0-A00	BOLT, FLANGE, 6X10	2	2	2	-----	2ED,2F,2NZ,2U,3E,E,ED,F,KO,SI,U
38	90112-MCA-000	BOLT, SPECIAL, 6X12	2	2	2	-----	2ED,2F,2NZ,2U,3E,E,ED,F,KO,SI,U
39	90130-MCA-000	BOLT, FLANGE SOCKET, 8X35	6	6	6	-----	2ED,2F,2NZ,2U,3E,E,ED,F,KO,SI,U
40	90304-HB3-771	NUT, SPECIAL, 6MM	12	12	12	-----	2ED,2F,2NZ,2U,3E,E,ED,F,KO,SI,U
41	90308-MT8-000	NUT, CAP, 6MM	8	8	8	-----	2ED,2F,2NZ,2U,3E,E,ED,F,KO,SI,U
42	90545-323-700	WASHER, 6.5X18	2	2	2	-----	2ED,2F,2NZ,2U,3E,E,ED,F,KO,SI,U
43	90650-KV6-003	BAND, WIRE, 95MM	1	1	1	-----	2ED,2F,2NZ,2U,3E,E,ED,F,KO,SI,U
44	94101-06000	WASHER, PLAIN, 6MM	6	6	6	-----	2ED,2F,2NZ,2U,3E,E,ED,F,KO,SI,U
45	94103-08000	WASHER, PLAIN, 8MM	4	4	4	-----	2ED,2F,2NZ,2U,3E,E,ED,F,KO,SI,U
46	94111-06000	WASHER, SPRING, 6MM	6	6	6	-----	2ED,2F,2NZ,2U,3E,E,ED,F,KO,SI,U
47	95701-08045-00	BOLT, FLANGE, 8X45	2	2	2	-----	2ED,2F,2NZ,2U,3E,E,ED,F,KO,SI,U
48	95701-08055-02	BOLT, FLANGE, 8X55	2	2	2	-----	2ED,2F,2NZ,2U,3E,E,ED,F,KO,SI,U
49	96001-06012-00	BOLT, FLANGE, 6X12	6	6	6	-----	2ED,2F,2NZ,2U,3E,E,ED,F,KO,SI,U

F-25

PEDAL

2-B 9

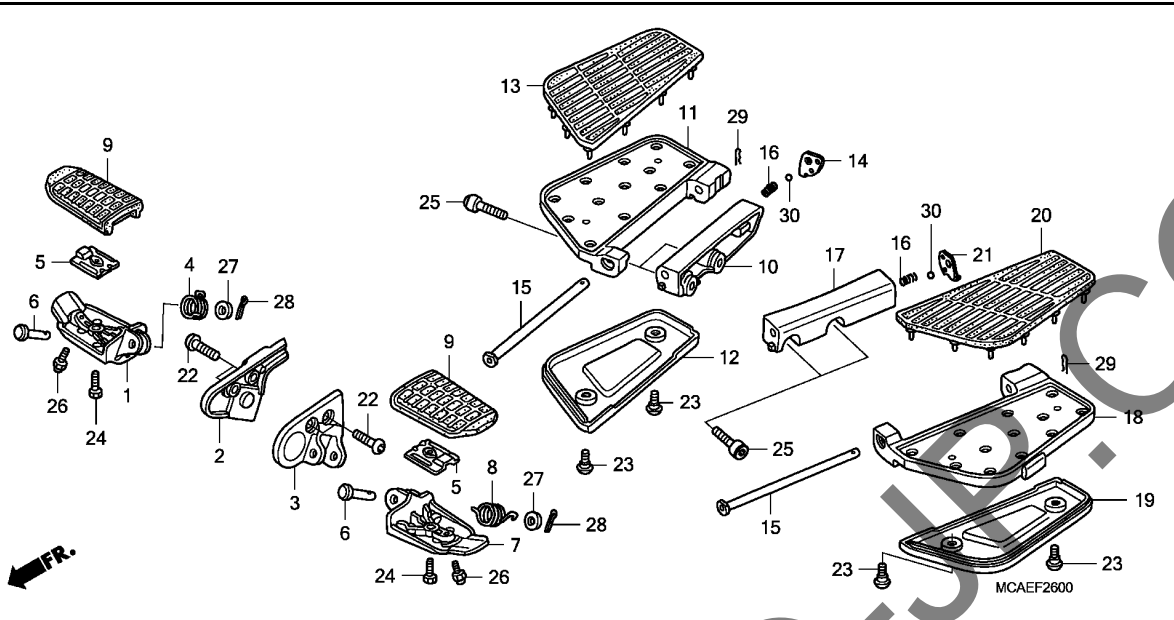


Ref. No.	L.O.N.	(Relative ref. Number) Description	F.R.T.
1	4101A1	PEDAL, GEAR CHANGE	0.5
3	810160	PEDAL, REAR BRAKE	0.1
4	8101A7	SPINDLE, BRAKE PEDAL	0.8

FR.

Ref. No.	Part No.	Description	Reqd. QTY			Serial No.	Parts catalogue code
			9	GL1800 A	C		
1	24705-MCA-000	PEDAL COMP., GEAR CHANGE	1	1	1		
	24705-MCA-S40	-	-	-		
2	24781-KR3-770	RUBBER, GEAR CHANGE PEDAL ...	1	1	1		
3	46500-MCA-000	PEDAL, RR. BRAKE	1	1	1		
4	46505-MCA-780	SPINDLE COMP., RR. BRAKE ...	1	1	1		
5	46514-MCA-000	SPRING, BRAKE RETURN	1	1	1		
6	50538-ML7-000	HOOK, MAIN STAND SPRING	1	1	1		
7	90115-MAL-600	BOLT, CHANGE PIVOT	1	1	1		
8	90502-MS2-000	WASHER, 24X8.5	1	1	1		
9	96300-06020-00	BOLT, FLANGE, 6X20	1	1	1		
10	96300-08032-00	BOLT, FLANGE, 8X32	1	1	1		

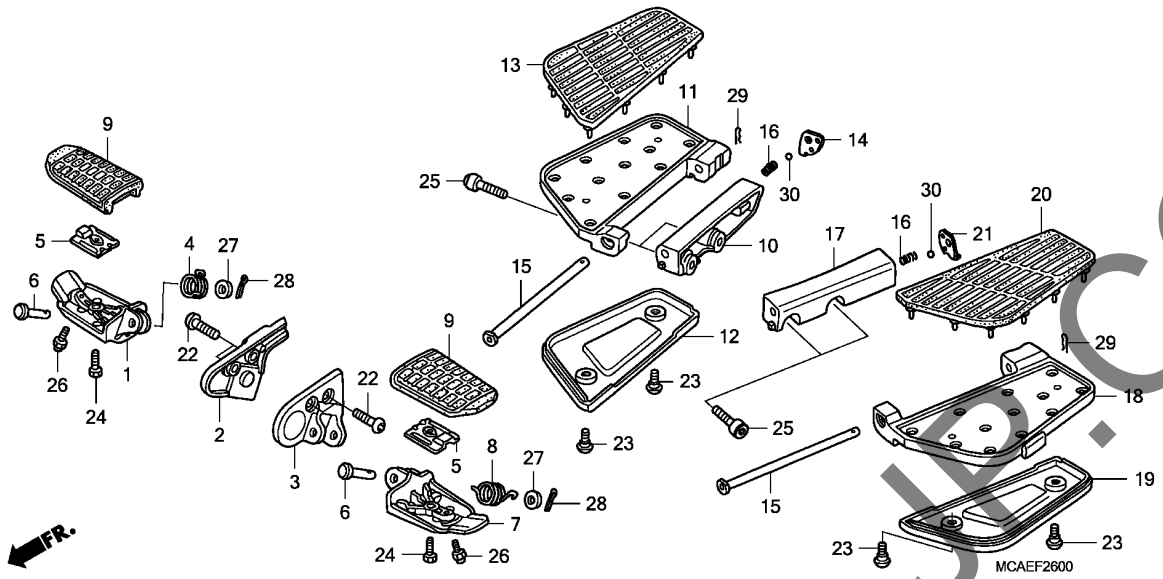
3



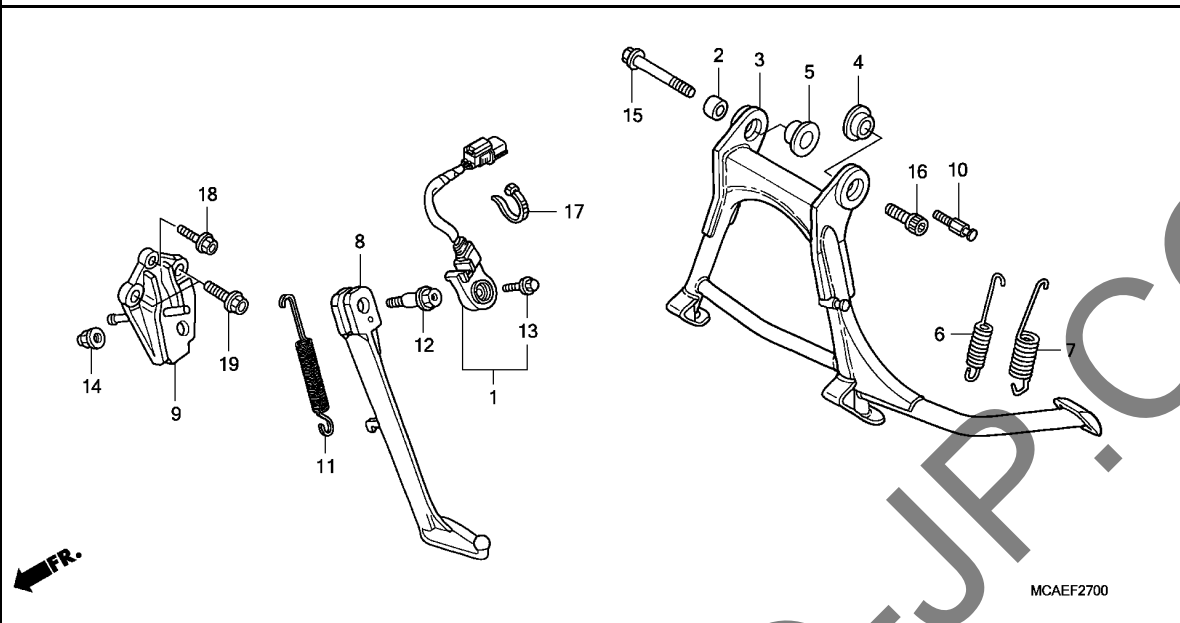
Ref. No.	L.O.N.	(Relative ref. Number) Description	F.R.T.
1	4101C6	BAR, MAIN STEP :RIGHT	0.2
2	4101C4	BRACKET, STEP :RIGHT	0.1
3	4101C3	BRACKET, STEP :LEFT	0.1
	4101N7	BRACKET, STEP :BOTH	0.2
7	4101C5	BAR, MAIN STEP :LEFT	0.2
	4101J1	BAR, MAIN STEP :BOTH	0.4
10	4101D0	BRACKET, PILLION STEP :RIGHT	0.1
11	4101C8	BAR, PILLION STEP :RIGHT	0.2
12	4101D8	COVER, PILLION STEP UNDER :RIGHT	0.1
17	4101C9	BRACKET, PILLION STEP :LEFT	0.1
	4101K4	BRACKET, PILLION STEP :BOTH	0.2
18	4101C7	BAR, PILLION STEP :LEFT	0.2
	4101P4	BAR, PILLION STEP :BOTH	0.4
19	4101D7	COVER, PILLION STEP UNDER :LEFT	0.1

3

Ref. No.	Part No.	Description	Reqd. QTY			Serial No.	Parts catalogue code
			GL1800	A	C		
1	50612-MCA-000	ARM, R. STEP	1	1	1		
2	50613-MCA-000	BRACKET, R. MAIN STEP	1	1	1		
	50613-MCA-S40ZA	*NH146M*					
		ACCURATE SILVER METALLIC	-	-	1		
3	50614-MCA-010	BRACKET, L. MAIN STEP	1	1	1		
	50614-MCA-S40ZA	*NH146M*					
		ACCURATE SILVER METALLIC	-	-	1		
4	50617-MM5-000	SPRING, R. STEP RETURN	1	1	1		
5	50619-MCA-000	PLATE, STEP SETTING	2	2	2		
6	50639-MLO-010	PIN, STEP BAR	2	2	2		
7	50642-MCA-000	ARM, L. STEP	1	1	1		
8	50644-MM5-000	SPRING, L. STEP RETURN	1	1	1		
9	50661-MCA-000	RUBBER, STEP	2	2	2		
10	50715-MCA-000	HOLDER, R. PILLION STEP	1	1	1		
11	50716-MCA-010	PLATE, R. PILLION STEP	1	1	1		
12	50717-MCA-000ZA	COVER, R. PILLION STEP UNDER					
		NH454M					
		ECLIPSE SILVER METALLIC	1	1	-		
	50717-MCA-000ZB	*NH146M*					
		ACCURATE SILVER METALLIC	-	-	1		
13	50718-MCA-000	RUBBER, R. PILLION STEP	1	1	1		
14	50720-MT8-770	PLATE, R. PILLION STEP CLICK	1	1	1		
15	50721-MCA-A00	PIN, PILLION STEP	2	2	2		
16	50746-MT8-770	SPRING, PILLION STEP ADJUST					
		CLICK	2	2	2		
17	50815-MCA-000	HOLDER, L. PILLION STEP	1	1	1		



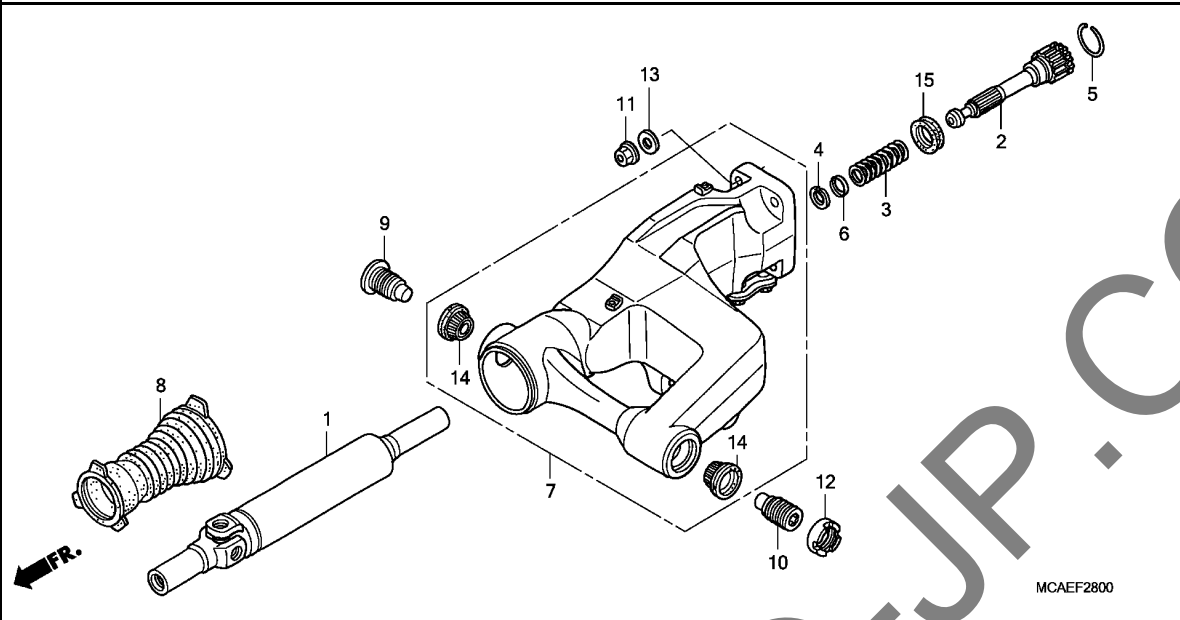
Ref. No.	Part No.	Description	Reqd. QTY			Serial No.	Parts catalogue code
			9	GL1800 A	C		
18	50816-MCA-010	PLATE, L. PILLION STEP	1	1	1		
19	50817-MCA-000ZA	COVER, L. PILLION STEP UNDER *NH454M*	1	1	1		
	50817-MCA-000ZB	*NH146M*	-	-	-		
		ECLIPSE SILVER METALLIC	-	-	1		
		ACCURATE SILVER METALLIC	-	-	1		
20	50818-MCA-000	RUBBER, L. PILLION STEP	1	1	1		
21	50820-MT8-770	PLATE, L. PILLION STEP CLICK	1	1	1		
22	90100-GCT-J50	BOLT, SOCKET, 8X22	4	4	4		
23	90106-MBY-000	SCREW, SPECIAL, 5X12	4	4	4		
24	90115-MT3-000	BOLT, MAIN STEP RUBBER SETTING	2	2	2		
25	90155-MBL-610	BOLT, SOCKET, 8X32	4	4	4		
26	92501-06012-0A	BOLT, CAP, 6X12	2	2	2		
27	94101-08000	WASHER, PLAIN, 8MM	2	2	2		
28	94201-20150	PIN, SPLIT, 2.0X15	2	2	2		
29	94251-08000	PIN, LOCK, 8MM	2	2	2		
30	96211-08000	BALL, STEEL, #8(1/4)	2	2	2		



Ref. No.	L.O.N.	(Relative ref. Number) Description	F.R.T.
1	615195	SWITCH, SIDE STAND	0.2
3	410175	STAND, MAIN	0.4
6	410176	(7) SPRING, MAIN STAND	0.2
.NOTE: Same time for two units			
8	410180	BAR, SIDE STAND	0.2
9	410181	BRACKET, SIDE STAND	0.3
11	410182	SPRING, SIDE STAND	0.1

3

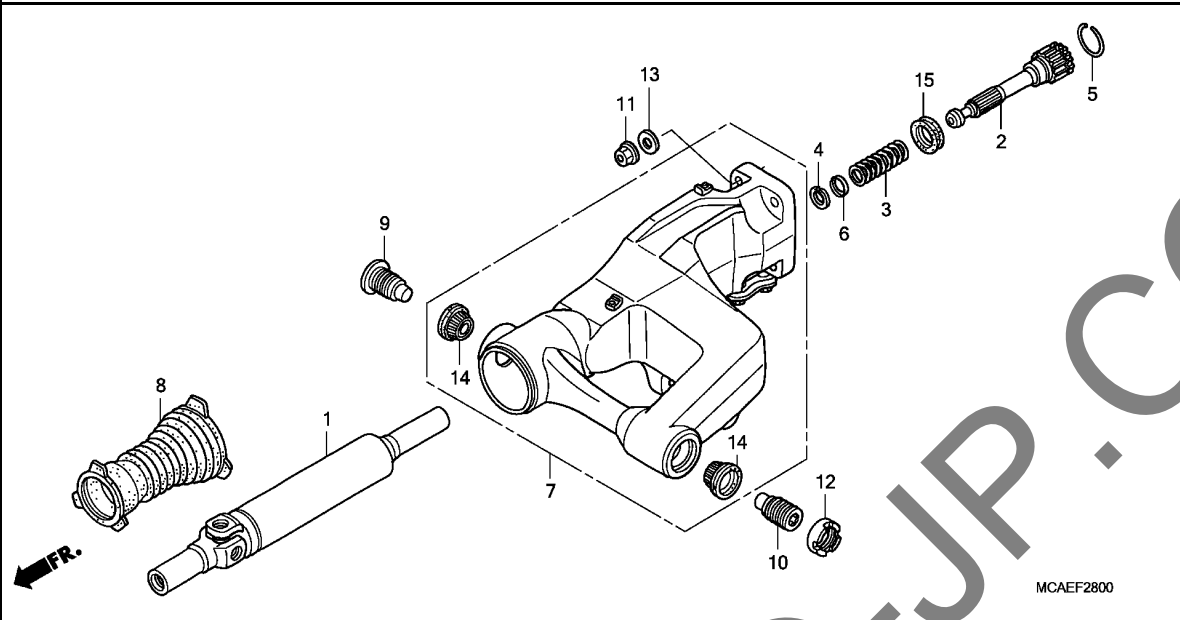
Ref. No.	Part No.	Description	Reqd. QTY			Serial No.	Parts catalogue code
			9	GL1800 A	C		
1	35070-MCA-R30	SWITCH SET, SIDE STAND	1	1	1		
2	50355-MS9-750	COLLAR, L. FR. ENGINE HANGER	1	1	1		
3	50500-MCA-A00	STAND COMP., MAIN	1	1	1		
4	50500-MCA-S40	-	-	-		
4	50503-MCA-000	COLLAR, MAIN STAND	1	1	1		
5	50504-MCA-000	COLLAR, R. MAIN STAND	1	1	1		
6	50520-MCA-000	SPRING B, MAIN STAND	1	1	1	-----	2ED,2F,3E,E,ED,F,SI
7	50525-MCA-000	SPRING A, MAIN STAND	1	1	1		
8	50532-MCA-000	BAR, SIDE STAND	1	1	-		
9	50532-MCA-S40	-	-	1		
9	50535-MCA-000	BRACKET, SIDE STAND	1	1	1		
10	50538-MCA-000	HOOK, MAIN STAND SPRING	1	1	1		
11	50540-MAT-000	SPRING, SIDE STAND	1	1	1		
12	90108-MR5-000	BOLT, SIDE STAND PIVOT	1	1	1		
13	90147-MCE-950	BOLT, SPECIAL, 6X16	1	1	1		
14	90203-MF9-710	NUT, SIDE STAND	1	1	1		
15	90601-MCA-A00	BOLT, FLANGE, 10X60 (LEFT HAND THREAD)	1	1	1		
16	90602-MCA-A00	BOLT, SOCKET, 10X28	1	1	1		
17	90652-KT1-771	BAND, WIRE(BLACK)	1	1	1		
18	96300-08030-07	BOLT, FLANGE, 8X30	1	1	1		
19	96400-10035-07	BOLT, FLANGE, 10X35	2	2	2		



Ref. No.	L.O.N.	(Relative ref. Number) Description	F.R.T.
1	2131A5	SHAFT, PROPELLER	2.3
	2131A5A	.With stereo amplifier add ...	0.1
	2131A5C	.With airbag add	0.3
	2131P8	SHAFT, PROPELLER(A)	2.9
		.NOTE: '12- model	
		(3,4,5,6,15)	
2	2131A7	JOINT, PROPELLER SHAFT	0.7
	2131A7A	.With stereo amplifier add ...	0.3
7	5121B0	SWINGARM ASSEMBLY	2.7
	5121B0A	.With stereo amplifier add ...	0.1
	5121B0C	.With airbag add	0.3
	5121K8	SWINGARM ASSEMBLY(A)	3.3
		.NOTE: '12- model	
8	2131E7	BOOT, REAR PROPELLER SHAFT	
		JOINT	2.2
	2131E7A	.With stereo amplifier add ...	0.1
	2131E7C	.With airbag add	0.3
	2131P9	BOOT, REAR PROPELLER SHAFT	
		JOINT(A)	2.8
		.NOTE: '12- model	
14	5121C8	BEARING, SWINGARM PIVOT :LEFT	2.9
	5121C8A	.With stereo amplifier add ...	0.1
	5121C8C	.With airbag add	0.3
	5121K9	BEARING, SWINGARM PIVOT(A)	
		:LEFT	3.5

Ref. No.	Part No.	Description	Reqd. QTY			Serial No.	Parts catalogue code
			9	GL1800 A	C		
1	40200-MCA-A60	SHAFT COMP., PROPELLER	1	1	1		
2	40202-MCA-010	JOINT, PROPELLER SHAFT	1	1	1		
3	40216-MCA-000	SPRING, PROPELLER SHAFT	1	1	1		
4	40219-MG9-000	CIRCLIP	1	1	1		
5	40221-MB0-000	RING, STOPPER	1	1	1		
6	40222-MG9-000	STOPPER, PROPELLER SHAFT	1	1	1		
7	52100-MCA-A20	SWINGARM ASSY., RR.	1	1	-		
	52100-MCA-S40	-	-	1		
8	52104-MCA-000	BOOT, JOINT	1	1	1		
9	90121-MCA-000	BOLT, R. SWINGARM PIVOT	1	1	1		
10	90122-MCA-000	BOLT, L. SWINGARM PIVOT	1	1	1		
11	90309-375-003	NUT, FLANGE, 12MM	4	4	4		
12	90355-MCA-000	NUT, SWINGARM PIVOT	1	1	1		
13	90440-GT4-970	WASHER, PLAIN, 12MM	4	4	4		
14	91066-MCA-003	BEARING, TAPER ROLLER,					
		25X47X15	2	2	2		
15	91261-ME9-005	OIL SEAL, 27X43X7	1	1	1		

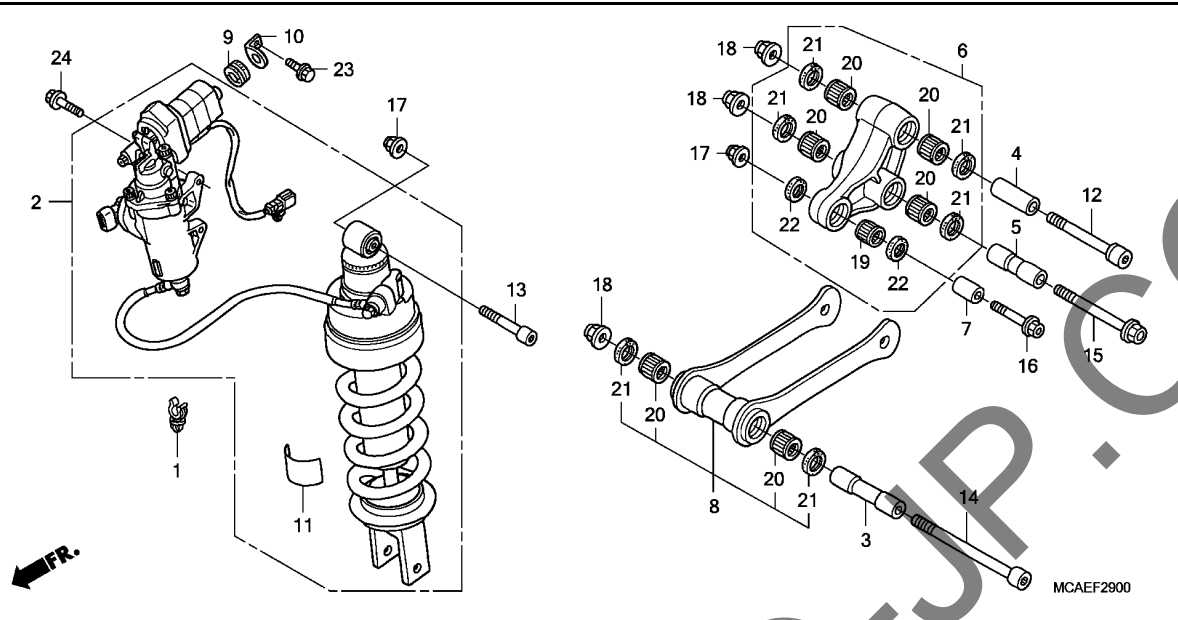




Ref. No.	L.O.N.	(Relative ref. Number) Description	F.R.T.
+14		.NOTE: '12- model	
5121C9		BEARING, SWINGARM PIVOT :RIGHT	2.9
5121C9B		.With stereo amplifier add ...	0.1
5121C9D		.With airbag add	0.3
5121D0		BEARING, SWINGARM PIVOT(A) :RIGHT	3.5
		.NOTE: '12- model	
5121D0		BEARING, SWINGARM PIVOT :BOTH	3.1
5121DDA		.With stereo amplifier add ...	0.1
5121DDC		.With airbag add	0.3
5121L1		BEARING, SWINGARM PIVOT(A) :BOTH	3.7
		.NOTE: '12- model	

3

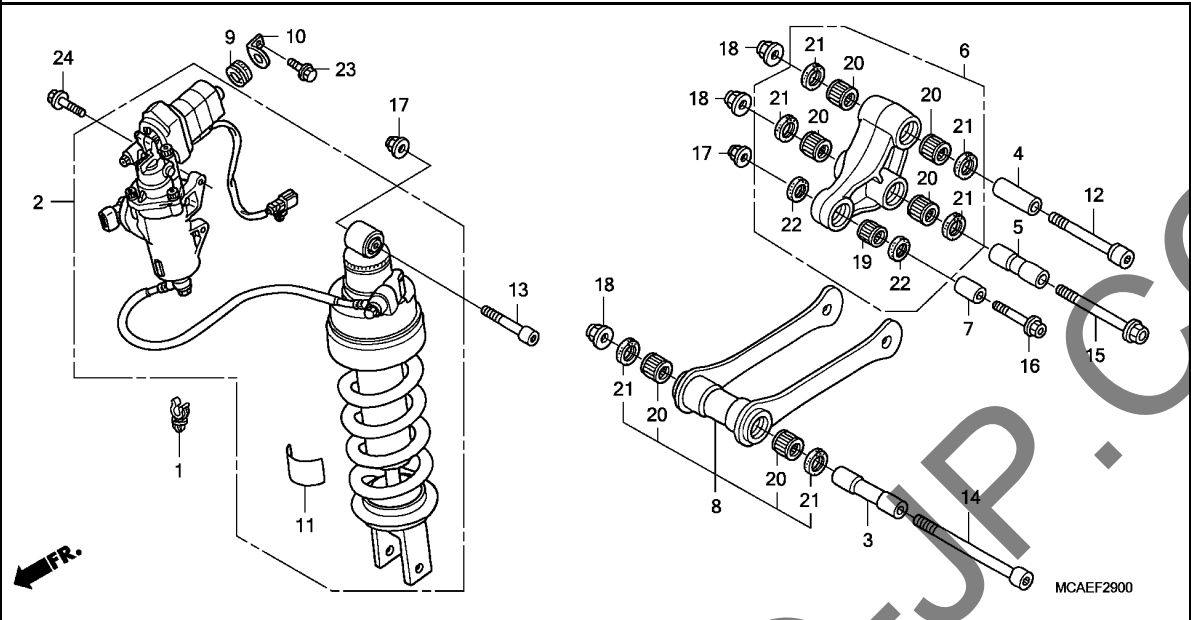
YUMBO-JP.COM



Ref. No.	L.O.N.	(Relative ref. Number) Description	F.R.T.
2	512115	CUSHION ASSY., REAR	1.7
	512115D	.With stereo amplifier add ...	0.1
	512115F	.With airbag add	0.3
	5121K7	CUSHION ASSY., REAR(A)	2.3
		.NOTE: '12- model	
6	512140	ARM, CUSHION	1.1
	512140A	.With stereo amplifier add ...	0.3
8	512145	ROD, CUSHION CONNECTING	1.2
	512145A	.With stereo amplifier add ...	0.3
20	5121D4	BEARING, CUSHION CONNECTING ROD	1.4
	5121D4A	.Replace 1 bearing add	0.1
	5121D4B	.With stereo amplifier add ...	0.3
	512146	BEARING, CUSHION ARM	1.3
	512146B	.With stereo amplifier add ...	0.3
	5121D3	BEARING, CUSHION ARM	
		:FOR 1 VEHICLE	1.7
	5121D3A	.With stereo amplifier add ...	0.3

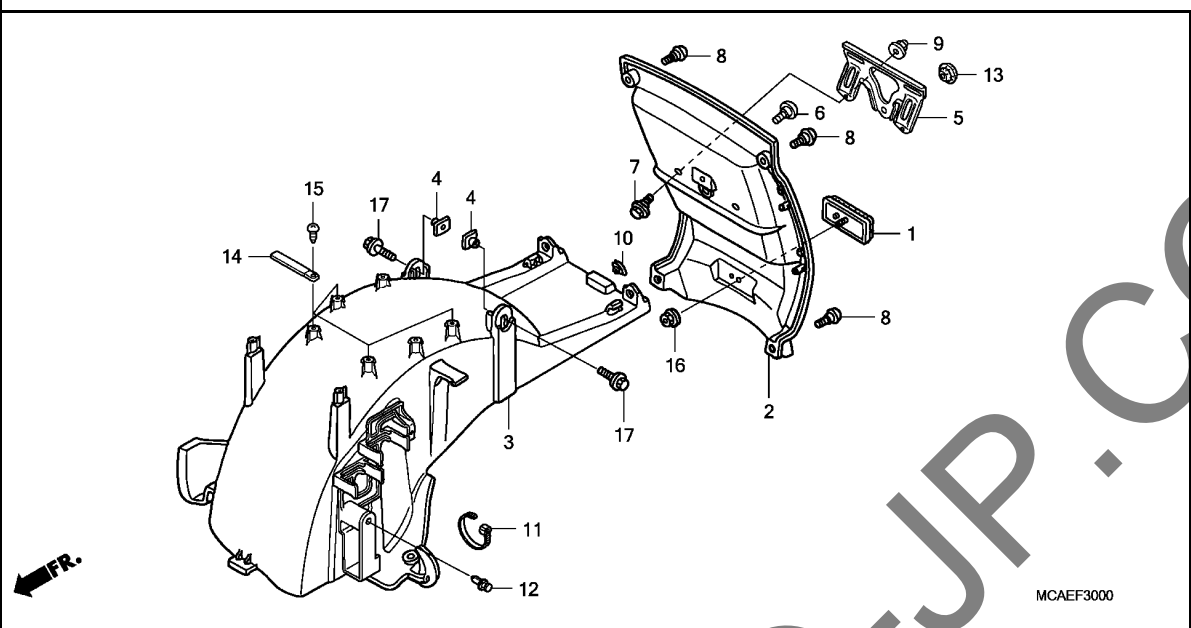
Ref. No.	Part No.	Description	Reqd. QTY			Serial No.	Parts catalogue code
			9	GL1800 A	C		
1	17938-SE0-941	CLIP, THROTTLE WIRE	1	1	1		
2	52400-MCA-B32	CUSHION ASSY., RR.	1	1	1	----- BR	
	52400-MCA-D32	1	1	1	----- 2ED,2F,2NZ,2U,3E,E,ED,F,KO,SI,U	
	52400-MCA-G61	1	1	1	----- 2ED,2F,2NZ,2U,3E,E,ED,F,U	
	52400-MCA-D32	1	1	1	----- KO,SI	
	52400-MCA-B21	1	1	1	----- 2ED,2F,2U,3E,E,ED,F,U	
	52400-MCA-981	1	1	1	----- KO	
	52400-MCA-R71	CUSHION ASSY., RR.(SHOWA)	1	1	1	----- SI	
3	52462-MCA-000	COLLAR, CONNECTING ROD PIVOT	1	1	1		
4	52463-MAW-760	COLLAR A, CUSHION ARM	1	1	1		
5	52463-MCA-000	COLLAR C, CUSHION ARM	1	1	1		
6	52465-MCA-000	ARM SUB ASSY., CUSHION	1	1	1		
7	52465-MY1-000	COLLAR C, CUSHION ARM	1	1	1		
8	52475-MCA-000	ROD SUB ASSY., CUSHION CONNECTING	1	1	1		
9	52491-MCA-000	GROMMET, MOTOR MOUNTING	1	1	1		
10	52492-MCA-000	STAY, MOTOR	1	1	1		
11	87516-KFC-900	LABEL, RR. DAMPER CAUTION (PORTUGUESE)	1	1	-	----- BR	
	87516-MBZ-G01	LABEL, RR. DAMPER (ENGLISH/FRENCH)	1	-	-	----- 2ED,2F,2NZ,2U,3E,E,ED,F,KO,SI,U	
	87516-MCA-G60	LABEL, RR. DAMPER	-	1	1	----- 2ED,2F,2NZ,2U,3E,E,ED,F,U	
	87516-MBZ-G01	LABEL, RR. DAMPER (ENGLISH/FRENCH)	-	1	-	----- KO,SI	
	87516-KFK-750	LABEL, RR. DAMPER(KOREAN)	-	-	1	----- KO	
	87516-MBZ-G01	LABEL, RR. DAMPER (ENGLISH/FRENCH)	-	-	1	----- SI	





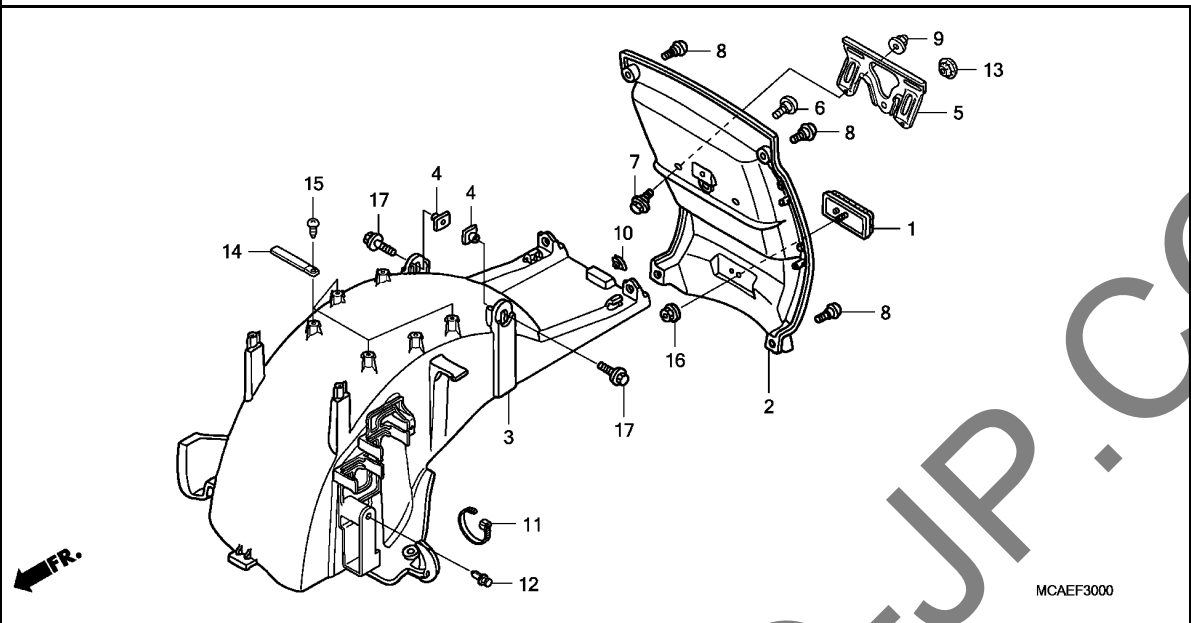
Ref. No.	Part No.	Description	Reqd. QTY			Serial No.	Parts catalogue code
			9	GL1800 A	C		
12	90110-MCA-000	BOLT, SOCKET, 12X90	1	1	1		
13	90110-ML7-000	BOLT, SOCKET, 10X55	1	1	1		
14	90111-MCA-000	BOLT, SOCKET, 12X127	1	1	1		
15	90123-MCA-000	BOLT, FLANGE, 12X99	1	1	1		
16	90153-KFO-000	BOLT, FLANGE, 10X55	1	1	1		
17	90304-GE8-003	NUT, U, 10MM	2	2	2		
18	90306-KFO-003	NUT, FLANGE, 12MM	3	3	3		
19	91071-MY1-005	BEARING, NEEDLE, 17X24X17 (KOYO)	1	1	1		
20	91072-MY1-005	BEARING, NEEDLE, 20X26X20	6	6	6		
21	91254-KS6-003	DUST SEAL, 20X26X4.5(ARAI)	6	6	6		
22	91262-KV3-831	DUST SEAL, 17X24X5(ARAI)	2	2	2		
23	95701-06012-00	BOLT, FLANGE, 6X12	1	1	1		
24	95701-08025-00	BOLT, FLANGE, 8X25	2	2	2		

3



Ref. No.	L.O.N.	(Relative ref. Number) Description	F.R.T.
2	413105	FENDER A, REAR	0.2
3	413110	FENDER B, REAR	1.3
5	4131K7	BRACKET, NUMBER PLATE	0.1

Ref. No.	Part No.	Description	Reqd. QTY		Serial No.	Parts catalogue code
			GL1800	A C		
1	33741-MS6-921	REFLECTOR, REFLEX(STANLEY) ..	1	1	-----	2ED,2F,3E,E,ED,F,U
2	80100-MCA-000YD	FENDER A, RR.	1	1	-----	2ED,2F,3E,E,ED,F
	80100-MCA-000YE	*B205M*MONTEREY BLUE METALLIC *NHA54M*	1	1	-----	2ED,2F,3E,E,ED,F
	80100-MCA-000ZM	PEWTER SILVER METALLIC *R287M*	1	1	-----	2ED,2F,3E,E,ED,F,U
	80100-MCA-000ZF	BLOODSTONE RED METALLIC *B191M*COLUMBIA BLUE METALLIC	1	1	-----	2ED,2F,3E,E,ED,F,U
	80100-MCA-000YG	*YR292M*	1	1	-----	U
	80100-MCA-000ZD	MESQUITE BROWN METALLIC *Y130P*..PEARL HOT ROD YELLOW	1	1	-----	2ED,2F,3E,E,ED,F,U
	80100-MCA-000ZH	*NH326P*..PEARL GLACIER WHITE	1	1	-----	2ED,2F,3E,E,ED,F,U
	80100-MCA-000ZY	*NHA73M*	1	1	-----	2ED,2F,3E,E,ED,F,U
	80100-MCA-000YC	NEBULOUS BLACK METALLIC *R325M*.CALIENTE RED METALLIC	1	1	-----	U
3	80101-MCA-H01	FENDER B, RR.	1	1	-----	2ED,2F,3E,E,ED,F,U
4	80104-KJ2-000	NUT, RR. FENDER	2	2	-----	2ED,2F,3E,E,ED,F,U
5	84700-MCA-640	BRACKET, NUMBER PLATE	1	1	-----	2ED,2F,3E,E,ED,F,U
6	90106-KCZ-000	SCREW, SPECIAL, 6MM	1	1	-----	2ED,2F,3E,E,ED,F,U
7	90116-ME9-000	BOLT, FLANGE, 6MM	2	2	-----	2ED,2F,3E,E,ED,F,U
8	90137-MCA-000	SCREW, SPECIAL, 6MM	4	4	-----	2ED,2F,3E,E,ED,F,U
9	90201-415-000	NUT, CAP, 6MM	2	2	-----	2ED,2F,3E,E,ED,F,U
10	90320-MM5-000	NUT, SPRING, 6MM	1	1	-----	2ED,2F,3E,E,ED,F,U
11	90620-SB2-003	BAND, WIRE HARNESS	1	1	-----	2ED,2F,3E,E,ED,F,U
12	90653-HC4-900	CLIP, MUDGUARD	1	1	-----	2ED,2F,3E,E,ED,F,U
13	90851-SD2-000	PLUG, HOLE, 8MM	1	1	-----	2ED,2F,3E,E,ED,F,U
14	91410-MN1-671	CLIP, 2X70	4	4	-----	2ED,2F,3E,E,ED,F,U



Ref. No.	Part No.	Description	Reqd. QTY		Serial No.	Parts catalogue code
			GL1800	A C		
15	93901-25120	SCREW, TAPPING, 5X10	4	4	-----	2ED,2F,3E,E,ED,F,U
16	94050-05080	NUT, FLANGE, 5MM	1	1	-----	2ED,2F,3E,E,ED,F,U
17	96001-06016-07	BOLT, FLANGE, 6X16	2	2	-----	2ED,2F,3E,E,ED,F,U

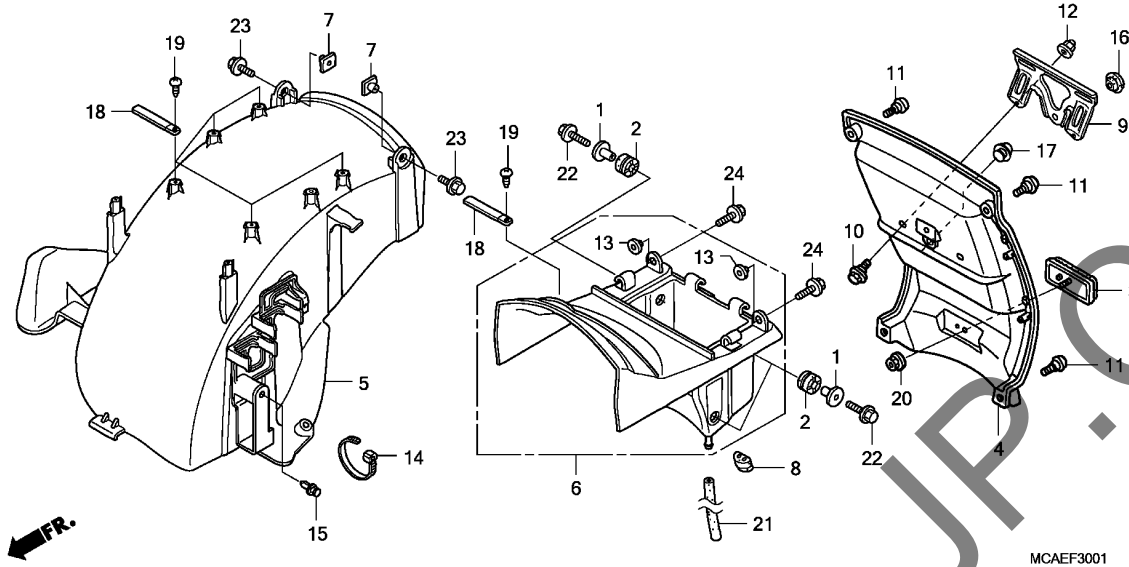
3

YUMBO-JP.COM

F-30-1

REAR FENDER(GL18009/A)(PREMIUM AUDIO)

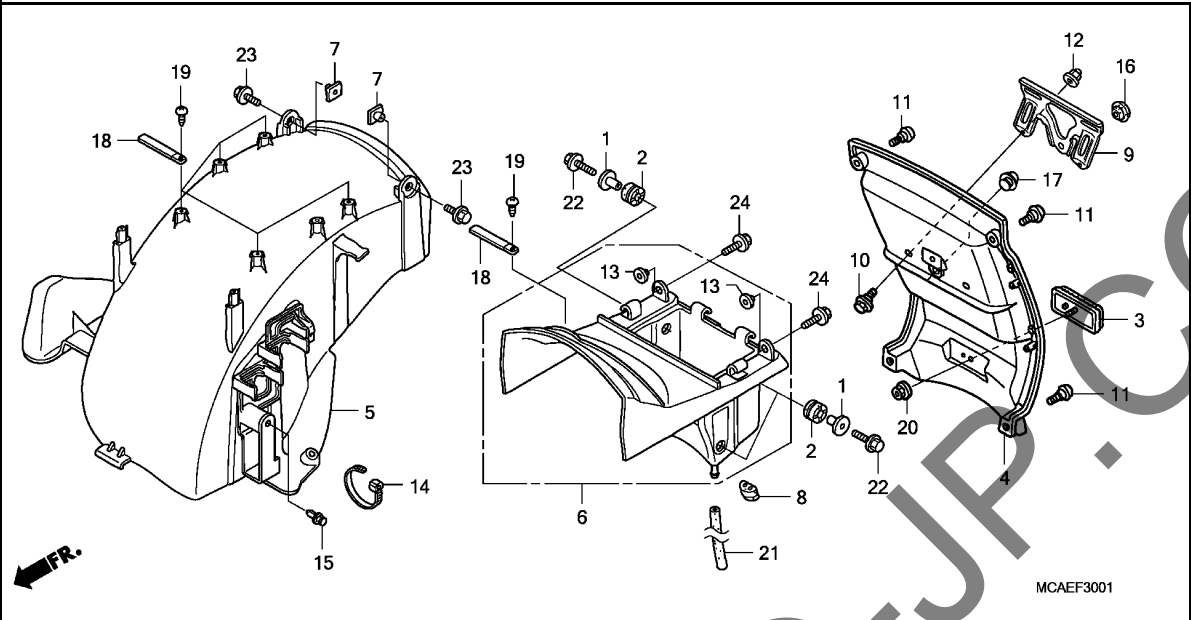
2-C 3



Ref. No.	L.O.N.	(Relative ref. Number) Description	F.R.T.
4	413105	FENDER A, REAR	0.2
5	413110	FENDER B, REAR	1.3
6	413111	FENDER C, REAR	0.4
9	4131K7	BRACKET, NUMBER PLATE	0.1

Ref. No.	Part No.	Description	Reqd. QTY		Serial No.	Parts catalogue code
			GL1800	A C		
1	17246-GN5-960	COLLAR, RR. FENDER	4	4	-----	2NZ,2U,BR,KO,SI
2	19051-MS8-000	RUBBER, RADIATOR MOUNTING ...	4	4	-----	2NZ,2U,BR,KO,SI
3	33741-MS6-921	REFLECTOR, REFLEX(STANLEY) ..	1	1	-----	2NZ,2U,BR,KO,SI
4	80100-MCA-000YF	FENDER A, RR.	1	-	-----	2NZ,2U
	80100-MCA-000YE	*B191M*COLUMBIA BLUE METALLIC *NHA54M*	1	-	-----	2NZ,2U
	80100-MCA-000ZM	PEWTER SILVER METALLIC *R287M*	1	-	-----	2NZ,2U,BR,KO,SI
	80100-MCA-000YD	BLOODSTONE RED METALLIC *B205M*MONTEREY BLUE METALLIC	1	-	-----	2NZ,2U,KO,SI
	80100-MCA-000YG	*YR292M*	1	-	-----	BR,KO,SI
	80100-MCA-000ZY	MESQUITE BROWN METALLIC *NHA73M*	1	-	-----	SI
	80100-MCA-000YC	NEBULOUS BLACK METALLIC *R325M*.CALIENTE RED METALLIC	-	1	-----	2NZ,2U,BR,KO,SI
	80100-MCA-000ZD	*Y130P*..PEARL HOT ROD YELLOW	-	1	-----	2NZ,2U,KO
	80100-MCA-000ZH	*NH326P*..PEARL GLACIER WHITE	-	1	-----	2NZ,2U,KO,SI
	80100-MCA-000YG	*YR292M*	-	1	-----	2NZ,2U,KO,SI
	80100-MCA-000YI	MESQUITE BROWN METALLIC	-	1	-----	BR,SI
5	80101-MCA-A70	FENDER B, RR.	1	1	-----	2NZ,2U,KO,SI
	80101-MCA-H10	1	1	-----	BR
6	80102-MCA-A70	FENDER C, RR.	1	1	-----	2NZ,2U,BR,KO,SI
7	80104-KJ2-000	NUT, RR. FENDER	2	2	-----	2NZ,2U,BR,KO,SI
8	80122-MCA-A70	RUBBER, RR. FENDER C	1	1	-----	2NZ,2U,BR,KO,SI
9	84700-MCA-640	BRACKET, NUMBER PLATE	1	1	-----	2NZ,2U,BR,KO,SI
10	90116-ME9-000	BOLT, FLANGE, 6MM	2	2	-----	2NZ,2U,BR,KO,SI
11	90137-MCA-000	SCREW, SPECIAL, 6MM	4	4	-----	2NZ,2U,BR,KO,SI





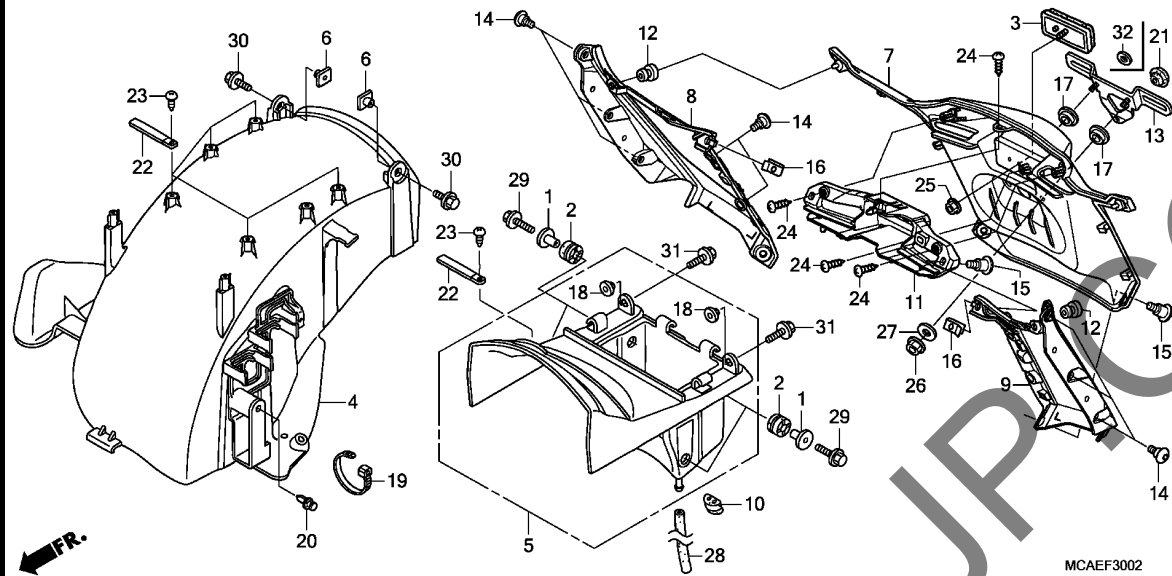
Ref. No.	Part No.	Description	Reqd. QTY		Serial No.	Parts catalogue code
			GL1800	A C		
12	90201-415-000	NUT, CAP, 6MM	2	2	-----	2NZ,2U,BR,KO,SI
13	90522-170-700	COLLAR, GEARSHIFT LEVER SETTING	2	2	-----	2NZ,2U,BR,KO,SI
14	90620-SB2-003	BAND, WIRE HARNESS	1	1	-----	2NZ,2U,BR,KO,SI
15	90653-HC4-900	CLIP, MUDGUARD	1	1	-----	2NZ,2U,KO,SI
16	90851-SD2-000	PLUG, HOLE, 8MM	1	1	-----	2NZ,2U,BR,KO,SI
17	90899-385-000	PLUG, CONE	1	1	-----	2NZ,2U,BR,KO,SI
18	91410-MN1-671	CLIP, 2X70	6	6	-----	2NZ,2U,BR,KO,SI
19	93901-25120	SCREW, TAPPING, 5X10	6	6	-----	2NZ,2U,BR,KO,SI
20	94050-05080	NUT, FLANGE, 5MM	1	1	-----	2NZ,2U,BR,KO,SI
21	95005-75220-20	TUBE, 7.3X220	1	1	-----	2NZ,2U,BR,KO,SI
22	95801-06025-00	BOLT, FLANGE, 6X25	4	4	-----	2NZ,2U,BR,KO,SI
23	96001-06016-07	BOLT, FLANGE, 6X16	2	2	-----	2NZ,2U,BR,KO,SI
24	96001-06020-00	BOLT, FLANGE, 6X20	2	2	-----	2NZ,2U,BR,KO,SI

3

F-30-2

REAR FENDER(GL1800C)

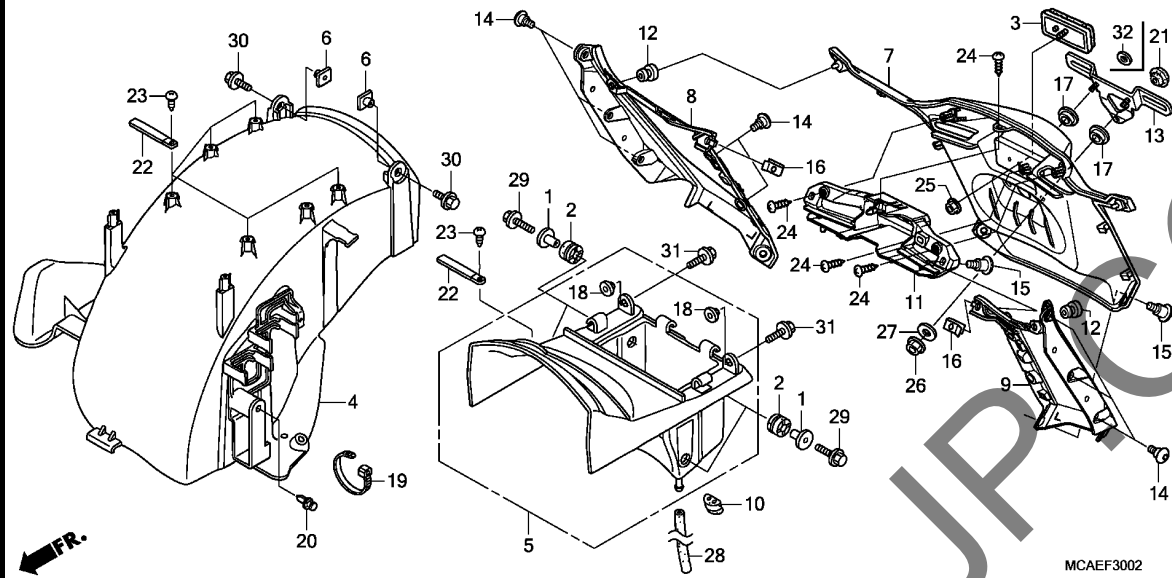
2-C 5



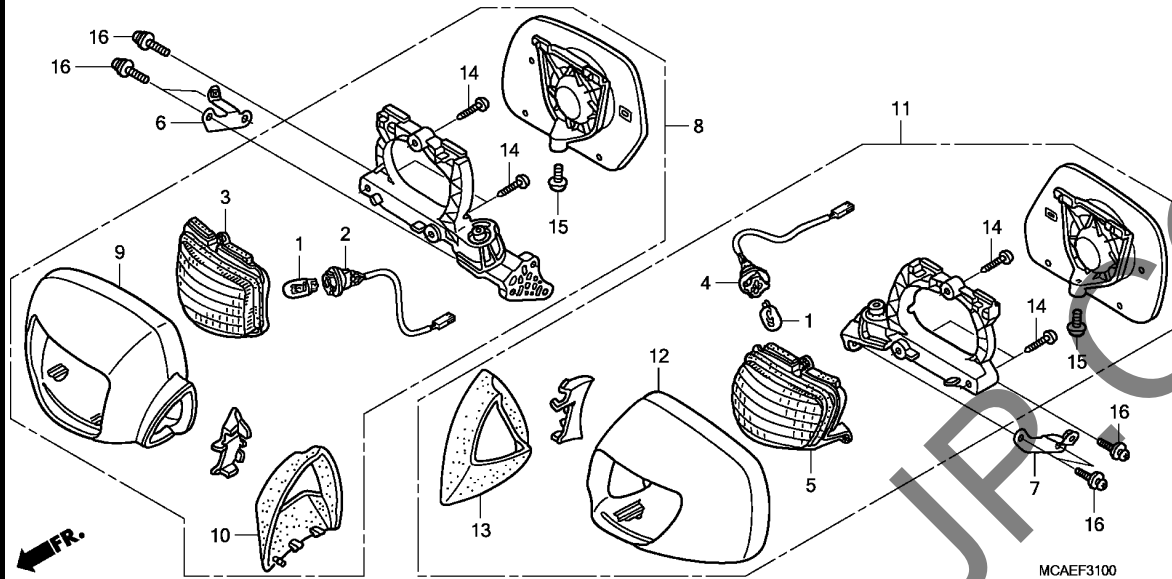
Ref. No.	L.O.N.	(Relative ref. Number) Description	F.R.T.
4	413110	FENDER B, REAR	1.7
5	413111	FENDER C, REAR	0.4
7		(11)	
	413105	FENDER A, REAR	0.2
8	4121N5	COVER, SADDLEBAG :RIGHT	0.2
9	4121N4	COVER, SADDLEBAG :LEFT	0.2
	4121N6	COVER, SADDLEBAG :BOTH	0.2
13	4131K7	BRACKET, NUMBER PLATE	0.1

Ref. No.	Part No.	Description	Reqd. QTY			Serial No.	Parts catalogue code
			GL1800	A	C		
			9				
1	17246-GN5-960	COLLAR, RR. FENDER	-	-	4		
2	19051-MS8-000	RUBBER, RADIATOR MOUNTING	-	-	4		
3	33741-MS6-921	REFLECTOR, REFLEX(STANLEY)	-	-	1		
4	80101-MCA-A70	FENDER B, RR.	-	-	1		
5	80102-MCA-A70	FENDER C, RR.	-	-	1		
6	80104-KJ2-000	NUT, RR. FENDER	-	-	2		
7	80106-MCA-S40ZA	FENDER A, RR.	-	-	1		
		NH1.....BLACK	-	-	1		
8	80110-MCA-S40ZB	COVER SET, R. RR. SADDLEBAG	-	-	1		
		NHBO1.....GRAPHITE BLACK	-	-	1		
	80110-MCA-S40ZA	*B197M*.....GLINT WAVE BLUE METALLIC	-	-	1	-----	2ED,2F,2U,3E,U
	80110-MCA-S40ZC	*NH341P*..PEARL FADELESS WHITE	-	-	1	-----	2ED,2F,3E,E,ED,F,KO,SI
	80110-MCA-S40ZD	*R345C*...CANDY ALIZARIN RED	-	-	1	-----	2U,KO,SI,U
9	80120-MCA-S40ZB	COVER SET, L. RR. SADDLEBAG	-	-	1		
		NHBO1.....GRAPHITE BLACK	-	-	1		
	80120-MCA-S40ZA	*B197M*.....GLINT WAVE BLUE METALLIC	-	-	1	-----	2ED,2F,2U,3E,U
	80120-MCA-S40ZC	*NH341P*..PEARL FADELESS WHITE	-	-	1	-----	2ED,2F,3E,E,ED,F,KO,SI
	80120-MCA-S40ZD	*R345C*...CANDY ALIZARIN RED	-	-	1	-----	2U,KO,SI,U
10	80122-MCA-A70	RUBBER, RR. FENDER C	-	-	1		
11	80125-MCA-S40	SUPPORT, RR. FENDER	-	-	1		
12	83501-MG7-000	GROMMET, SIDE COVER	-	-	2		
13	84700-MCA-B20	BRACKET, NUMBER PLATE	-	-	1		
14	90114-MGE-000	SCREW, SPECIAL, 5X11	-	-	10		
15	90116-MEW-920	BOLT, SPECIAL, 6X8	-	-	4		

3



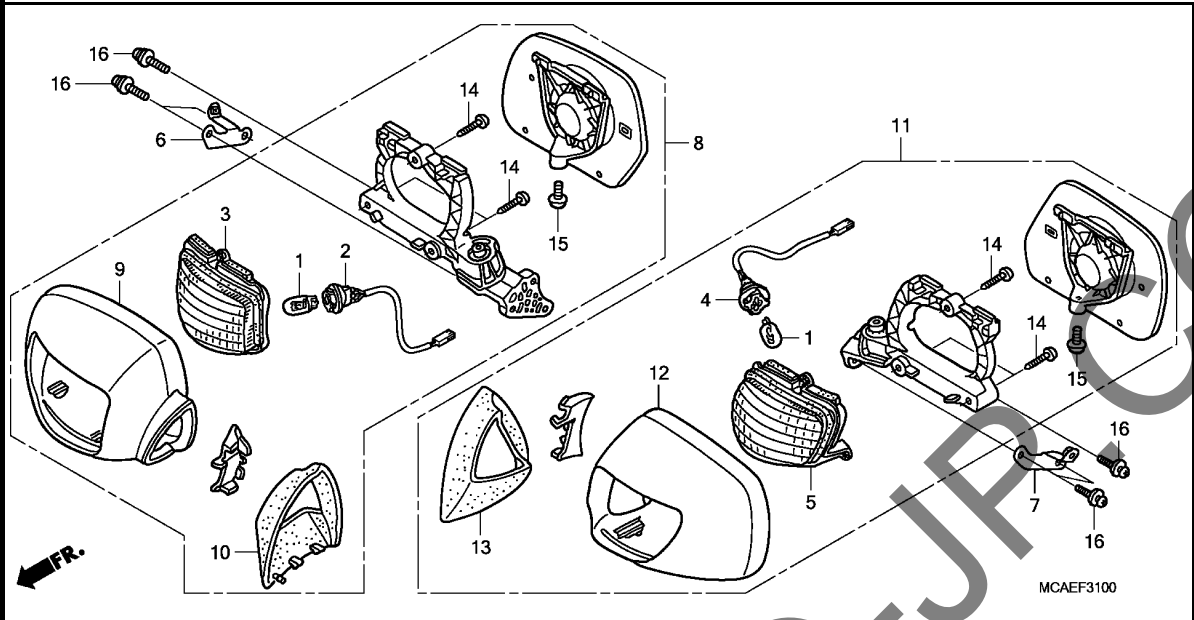
Ref. No.	Part No.	Description	Reqd. QTY			Serial No.	Parts catalogue code
			GL1800	A	C		
16	90320-MM5-000	NUT, SPRING, 6MM	-	-	2		
17	90503-MCS-760	COLLAR, HEAT GUARD	-	-	2		
18	90522-170-700	COLLAR, GEARSHIFT LEVER	-	-	2		
		SETTING	-	-	2		
19	90620-SB2-003	BAND, WIRE HARNESS	-	-	1		
20	90653-HC4-900	CLIP, MUDGUARD	-	-	1		
21	90851-SD2-000	PLUG, HOLE, 8MM	-	-	1	-----	2F,2U,F,KO,SI,U
22	91410-MN1-671	CLIP, 2X70	-	-	6		
23	93901-25120	SCREW, TAPPING, 5X10	-	-	6		
24	93903-25280	SCREW, TAPPING, 5X12	-	-	4		
25	94050-05080	NUT, FLANGE, 5MM	-	-	1		
26	94050-06000	NUT, FLANGE, 6MM	-	-	2		
27	94103-06000	WASHER, PLAIN, 6MM	-	-	2		
28	95005-75220-20	TUBE, 7.3X220	-	-	1		
29	95801-06025-00	BOLT, FLANGE, 6X25	-	-	4		
30	96001-06016-07	BOLT, FLANGE, 6X16	-	-	2		
31	96001-06020-00	BOLT, FLANGE, 6X20	-	-	2		
32	90417-041-000	WASHER, GEARSHIFT DRUM SIDE	-	-	1	-----	2ED,3E,E,ED



Ref. No.	L.O.N.	(Relative ref. Number) Description	F.R.T.
1	616133	BULB, WINKER :FRONT	0.1
	616133G	.Replace 1 front winker bulb add	0.1
	6161G0	BULB, WINKER :FOR 1 VEHICLE ..	0.3
2	6161B6	SOCKET, WINKER :RIGHT FRONT ..	0.2
3	6161L4	LENS, FRONT WINKER :RIGHT	0.1
4	6161B5	SOCKET, WINKER :LEFT FRONT ...	0.2
	6161B7	SOCKET, WINKER :BOTH FRONT ...	0.4
5	6161L3	LENS, FRONT WINKER :LEFT	0.1
	6161M6	LENS, FRONT WINKER :BOTH	0.2
8	4131L0	MIRROR, BACK :RIGHT	0.2
11	4131K9	MIRROR, BACK :LEFT	0.2
	4131S3	MIRROR, BACK :BOTH	0.4

Ref. No.	Part No.	Description	Reqd. QTY			Serial No.	Parts catalogue code
			GL1800	A	C		
1	33303-SL4-003	BULB, WEDGE (12V 21W) (STANLEY)	2	2	2		
2	33405-MCA-D31	SOCKET COMP., R.	1	1	1		
3	33410-MCA-602	LENS COMP., R.	1	1	1		
4	33455-MCA-D31	SOCKET COMP., L.	1	1	1		
5	33460-MCA-602	LENS COMP., L.	1	1	1		
6	64257-MCA-000	STAY, R. VISOR	1	1	1		
7	64267-MCA-000	STAY, L. VISOR	1	1	1		
8	88110-MCA-D30ZL	MIRROR ASSY., R. BACK	1	1	1		
	NHA54M	PEWTER SILVER METALLIC	1	-	-		
	88110-MCA-D30ZM	*R287M*	1	-	-		
		BLOODSTONE RED METALLIC	1	-	-	2ED,2F,2NZ,2U,3E,E,ED,F,KO,SI,U	
	88110-MCA-D30ZK	*B205M*MONTEREY BLUE METALLIC	1	-	-	2ED,2F,3E,BR,E,ED,F,KO,SI	
	88110-MCA-D30ZN	*B191M*COLUMBIA BLUE METALLIC	1	-	-	2NZ,2U,U	
	88110-MCA-D30ZP	*YR292M*	1	-	-		
		MESQUITE BROWN METALLIC	1	-	-	SI	
	88110-MCA-D30ZG	*NHA73M*	1	-	-		
		NEBULOUS BLACK METALLIC	-	1	-		
	88110-MCA-D30ZQ	*NH326P*..PEARL GLACIER WHITE	-	1	-	2ED,2F,2NZ,2U,3E,E,ED,F,KO,SI,U	
	88110-MCA-D30ZR	*Y130P*..PEARL HOT ROD YELLOW	-	1	-	2ED,2F,2NZ,2U,3E,E,ED,F,KO,SI,U	
	88110-MCA-D30ZP	*YR292M*	-	1	-		
		MESQUITE BROWN METALLIC	-	1	-	2ED,2F,3E,BR,E,ED,F,SI	
	88110-MCA-D30ZJ	*R325M*.CALIENTE RED METALLIC	-	1	-	2NZ,2U,KO,U	
	88110-MCA-B21ZB	*NH801*.....GRAPHITE BLACK	-	-	1		
	88110-MCA-B21ZA	*B197M*	-	-	1		
		GLINT WAVE BLUE METALLIC	-	-	1	2ED,2F,2U,3E,U	
	88110-MCA-B21ZC	*NH341P*..PEARL FADELESS WHITE	-	-	1	2ED,2F,3E,E,ED,F,KO,SI	
	88110-MCA-B21ZD	*R345C*....CANDY ALIZARIN RED	-	-	1	2U,KO,SI,U	



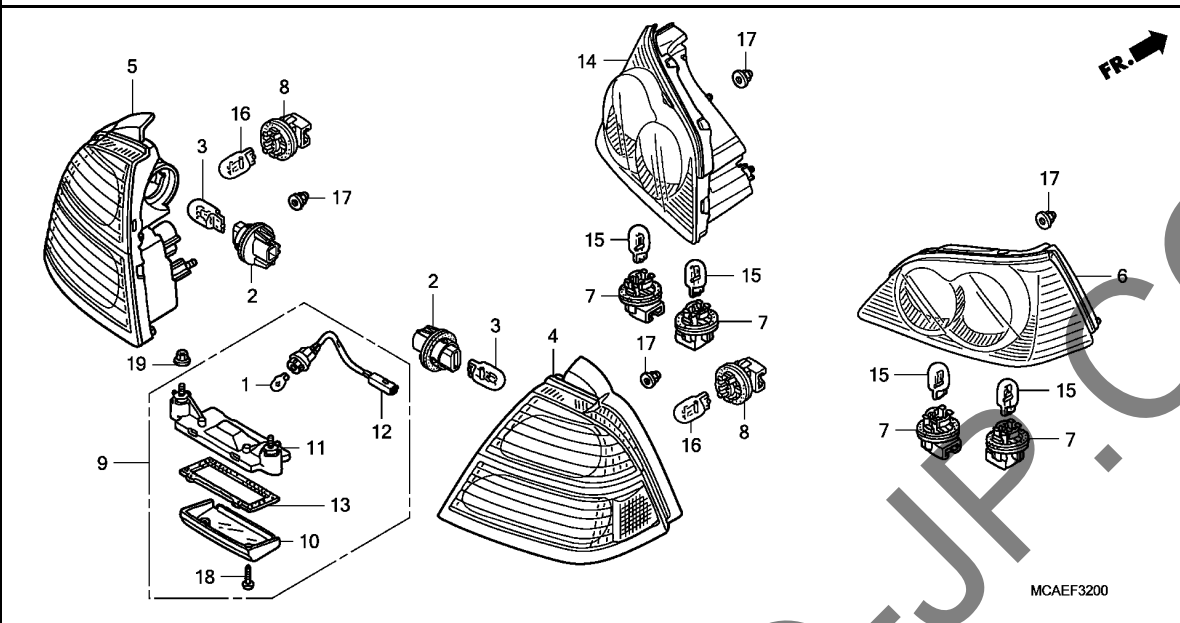


Ref. No.	Part No.	Description	Reqd. QTY		Serial No.	Parts catalogue code
			GL1800	A C		
9	88112-MCA-000YD	HOUSING, R. (R) *NHA54M*	1	-		
		PEWTER SILVER METALLIC	1	-		
	88112-MCA-000ZE	*R287M*	1	-		
		BLOODSTONE RED METALLIC	1	-		2ED,2F,2NZ,2U,3E,E,ED,F,KO,SI,U
	88112-MCA-000YC	*B205M*MONTEREY BLUE METALLIC	1	-		2ED,2F,3E,BR,E,ED,F,KO,SI
	88112-MCA-000YB	*B191M*COLUMBIA BLUE METALLIC	1	-		2NZ,2U,U
	88112-MCA-000YE	*YR292M*	1	-		
		MESQUITE BROWN METALLIC	1	-		SI
	88112-MCA-000ZV	*NHA73M*	-	1		
		NEBULOUS BLACK METALLIC	-	1		
	88112-MCA-000ZH	*NH326P*..PEARL GLACIER WHITE	-	1		2ED,2F,2NZ,2U,3E,E,ED,F,KO,SI,U
	88112-MCA-000ZN	*Y130P*..PEARL HOT ROD YELLOW	-	1		2ED,2F,2NZ,2U,3E,E,ED,F,KO,SI,U
	88112-MCA-000YE	*YR292M*	-	1		
		MESQUITE BROWN METALLIC	-	1		2ED,2F,3E,BR,E,ED,F,SI
	88112-MCA-000ZY	*R325M*.CALIENTE RED METALLIC	-	1		2NZ,2U,KO,U
	88112-MCA-S40ZC	BODY, R. *NHB01*.....GRAPHITE BLACK	-	-	1	
	88112-MCA-S40ZD	*B197M*	-	-	1	
		GLINT WAVE BLUE METALLIC	-	-	1	2ED,2F,2U,3E,U
	88112-MCA-S40ZB	*NH341P*..PEARL FADELESS WHITE	-	-	1	2ED,2F,3E,E,ED,F,KO,SI
	88112-MCA-S40ZA	*R345C*....CANDY ALIZARIN RED	-	-	1	2U,KO,SI,U
10	88113-MCA-A00	BOOT, R. BACK MIRROR	1	1	-	
	88113-MCA-S40	GASKET, R.	-	-	1	
11	88120-MCA-D30ZL	MIRROR ASSY., L. BACK *NHA54M*	1	-	-	
		PEWTER SILVER METALLIC	1	-	-	

3

Ref. No.	Part No.	Description	Reqd. QTY			Serial No.	Parts catalogue code
			9	GL1800 A	C		
11)	88120-MCA-D30ZM	MIRROR ASSY., L. BACK *R287M*					
		BLOODSTONE RED METALLIC	1	-	-	-----	2ED,2F,2NZ,2U,3E,E,ED,F,KO,SI,U
	88120-MCA-D30ZK	*B205M*MONTEREY BLUE METALLIC	1	-	-	-----	2ED,2F,3E,BR,E,ED,F,KO,SI
	88120-MCA-D30ZN	*B191M*COLUMBIA BLUE METALLIC	1	-	-	-----	2NZ,2U,U
	88120-MCA-D30ZP	*YR292M*					
		MESQUITE BROWN METALLIC	1	-	-	-----	SI
	88120-MCA-D30ZG	*NHA73M*					
		NEBULOUS BLACK METALLIC	-	1	-	-----	
	88120-MCA-D30ZQ	*NH326P*..PEARL GLACIER WHITE	-	1	-	-----	2ED,2F,2NZ,2U,3E,E,ED,F,KO,SI,U
	88120-MCA-D30ZR	*Y130P*..PEARL HOT ROD YELLOW	-	1	-	-----	2ED,2F,2NZ,2U,3E,E,ED,F,KO,SI,U
	88120-MCA-D30ZP	*YR292M*					
		MESQUITE BROWN METALLIC	-	1	-	-----	2ED,2F,3E,BR,E,ED,F,SI
	88120-MCA-D30ZJ	*R325M*.CALIENTE RED METALLIC	-	1	-	-----	2NZ,2U,KO,U
	88120-MCA-B21ZB	*NHBO1*.....GRAPHITE BLACK	-	-	1	-----	
	88120-MCA-B21ZA	*B197M*					
		GLINT WAVE BLUE METALLIC	-	-	1	-----	2ED,2F,2U,3E,U
	88120-MCA-B21ZC	*NH341P*..PEARL FADELESS WHITE	-	-	1	-----	2ED,2F,3E,E,ED,F,KO,SI
	88120-MCA-B21ZD	*R345C*...CANDY ALIZARIN RED	-	-	1	-----	2U,KO,SI,U
12	88122-MCA-000YD	HOUSING, L.(L) *NHA54M*					
		PEWTER SILVER METALLIC	1	-	-		
	88122-MCA-000ZE	*R287M*					
		BLOODSTONE RED METALLIC	1	-	-	-----	2ED,2F,2NZ,2U,3E,E,ED,F,KO,SI,U
	88122-MCA-000YC	*B205M*MONTEREY BLUE METALLIC	1	-	-	-----	2ED,2F,3E,BR,E,ED,F,KO,SI
	88122-MCA-000YB	*B191M*COLUMBIA BLUE METALLIC	1	-	-	-----	2NZ,2U,U
	88122-MCA-000YE	*YR292M*					
		MESQUITE BROWN METALLIC	1	-	-	-----	SI
	88122-MCA-000ZV	*NHA73M*					
		NEBULOUS BLACK METALLIC	-	1	-	-----	
	88122-MCA-000ZH	*NH326P*..PEARL GLACIER WHITE	-	1	-	-----	2ED,2F,2NZ,2U,3E,E,ED,F,KO,SI,U
	88122-MCA-000ZN	*Y130P*..PEARL HOT ROD YELLOW	-	1	-	-----	2ED,2F,2NZ,2U,3E,E,ED,F,KO,SI,U
	88122-MCA-000YE	*YR292M*					
		MESQUITE BROWN METALLIC	-	1	-	-----	2ED,2F,3E,BR,E,ED,F,SI
	88122-MCA-000ZY	*R325M*.CALIENTE RED METALLIC	-	1	-	-----	2NZ,2U,KO,U
	88122-MCA-S40ZC	BODY, L. *NHBO1*.....GRAPHITE BLACK	-	-	1	-----	
	88122-MCA-S40ZD	*B197M*					
		GLINT WAVE BLUE METALLIC	-	-	1	-----	2ED,2F,2U,3E,U
	88122-MCA-S40ZB	*NH341P*..PEARL FADELESS WHITE	-	-	1	-----	2ED,2F,3E,E,ED,F,KO,SI
	88122-MCA-S40ZA	*R345C*...CANDY ALIZARIN RED	-	-	1	-----	2U,KO,SI,U
13	88123-MCA-A00	BOOT, L. BACK MIRROR	1	1	-		
	88123-MCA-S40	GASKET, L.	-	-	1		
14	90141-MCA-000	SCREW, BRACKET, 4X20	6	6	-		
	90141-MCA-S40	SCREW, TAPPING, 4X20	-	-	6		
15	90142-MCA-000	SCREW, 5X12	2	2	-		
	90142-MCA-S40		-	-	2		
16	93891-05020-08	SCREW-WASHER, 5X20	6	6	6		





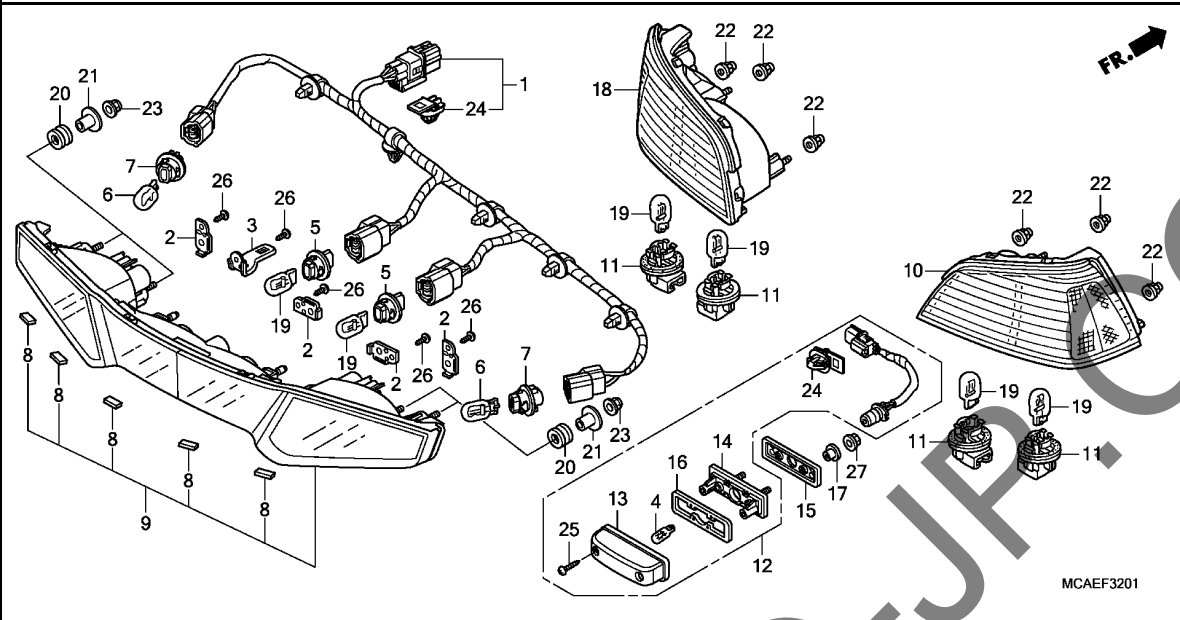
Ref. No.	L.O.N.	(Relative ref. Number) Description	F.R.T.
1	6161F3	BULB, LICENSE LIGHT	0.1
3		(2)	
	616139	BULB, WINKER :REAR	0.1
	616139G	.Replace 1 rear winker bulb	
		add	0.1
	6161G0	BULB, WINKER :FOR 1 VEHICLE ..	0.3
4	6161D7	TAILLIGHT UNIT :RIGHT	0.1
5	6161D6	TAILLIGHT UNIT :LEFT	0.1
	6161N2	TAILLIGHT UNIT :BOTH	0.2
6	6161E0	HOUSING, TRUNK TAIL :RIGHT ...	0.2
9	6161D8	LIGHT, LICENSE	0.3
11	6161E3	BASE, LICENSE	0.3
12	6161E9	SOCKET, LICENSE LIGHT	0.3
14	6161D9	HOUSING, TRUNK TAIL :LEFT	0.2
	6161E1	HOUSING, TRUNK TAIL :BOTH ...	0.3
		(7)	
	6161M5	BULB, TAILLIGHT :UPPER	0.2
		.NOTE: Same time for two units	
	6161M5A	.Replace 1 upper taillight	
		bulb add	0.1
		(8)	
	6161M7	BULB, TAILLIGHT :LOWER	0.1
	6161M7A	.Replace 1 lower taillight	
		bulb add	0.1

Ref. No.	Part No.	Description	Reqd. QTY			Serial No.	Parts catalogue code
			GL1800	A	C		
1	33301-SAO-741	BULB(12V 5W)(STANLEY)	1	1	-		
2	33303-SAA-003	SOCKET COMP.(T20 S)(AMBER) ..	2	2	-		
3	33303-S2R-003	BULB, WEDGE(12V 21W)(STANLEY)	2	2	-		
		(AMBER)					
4	33510-MCA-D32	HOUSING COMP., R. COMBINATION	1	1	-		
		LIGHT				2ED,2F,2NZ,2U,3E,BR,E,ED,F,SI,U	
	33510-MCA-A62	1	1	-		KO
5	33560-MCA-D32	HOUSING COMP., L. COMBINATION	1	1	-		
		LIGHT				2ED,2F,2NZ,2U,3E,BR,E,ED,F,SI,U	
	33560-MCA-A62	1	1	-		KO
6	33710-MCA-A63	HOUSING COMP., R. TRUNK TAIL	1	1	-		
7	33720-GZ9-003	SOCKET	4	4	-		
8	33720-GZ9-003	SOCKET	2	2	-		KO
9	33720-MCA-A61	LIGHT ASSY., LICENSE(12V 5W)	1	1	-		
10	33726-MT2-004	LENS, LICENSE LIGHT	1	1	-		
11	33727-MCA-003	BASE, LICENSE LIGHT	1	1	-		
12	33728-MCA-A61	SOCKET COMP., LICENSE LIGHT ..	1	1	-		
13	33729-MN5-003	PACKING, LICENSE LIGHT SEAL ..	1	1	-		
14	33760-MCA-A63	HOUSING COMP., L. TRUNK TAIL	1	1	-		
15	34906-MBB-611	BULB, WEDGE BASE(STANLEY)	4	4	-		
		(12V 21/5W ECE)					
16	34906-MBB-611	BULB, WEDGE BASE(STANLEY)	2	2	-		KO
		(12V 21/5W ECE)					
17	90167-SAO-980	NUT, FLANGE CAP, 5MM	12	12	-		
18	93901-34520	SCREW, TAPPING, 4X20	2	2	-		
19	94050-05080	NUT, FLANGE, 5MM	2	2	-		

F-32-1

REAR COMBINATION LIGHT(GL1800C)

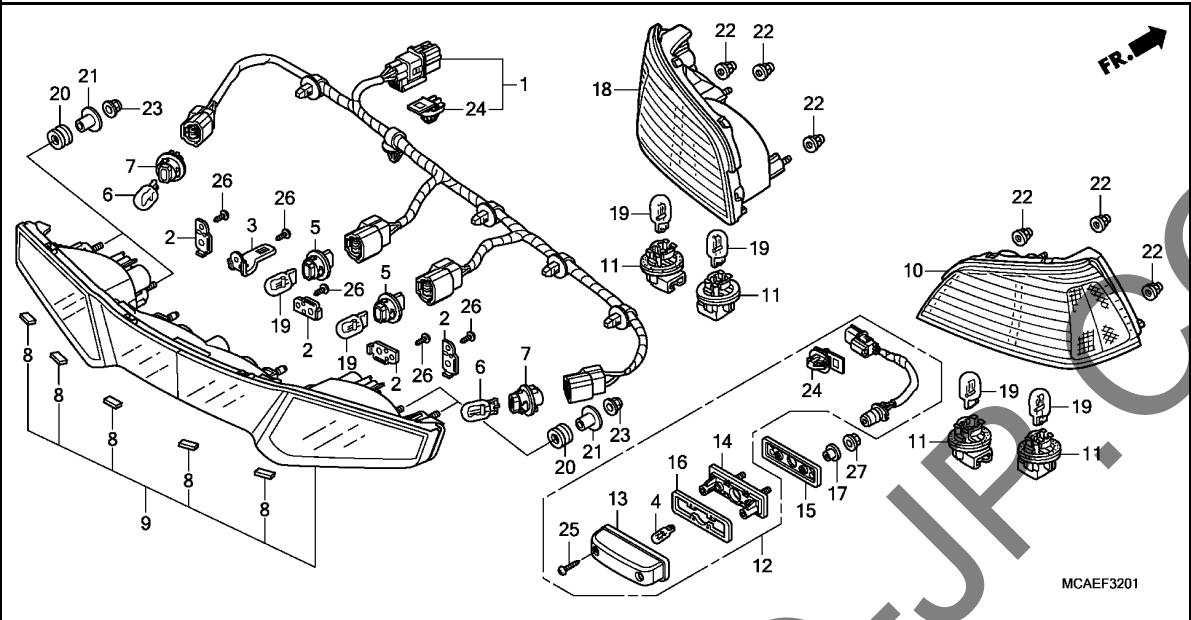
2-C11



Ref. No.	L.O.N.	(Relative ref. Number) Description	F.R.T.
4	6161F3	BULB, LICENSE LIGHT	0.1
6	616139	BULB, WINKER :REAR	0.1
.NOTE: Same time for two units			
6161G0		BULB, WINKER :FOR 1 VEHICLE ..	0.3
9		(1)	
6161D5		TAILLIGHT UNIT	0.2
10	6161E0	HOUSING, TRUNK TAIL :RIGHT ...	0.1
12	6161D8	LIGHT, LICENSE	0.2
18	6161D9	HOUSING, TRUNK TAIL :LEFT ...	0.1
6161E1		HOUSING, TRUNK TAIL :BOTH ...	0.2
19	6161M5	BULB, TAILLIGHT :UPPER	0.1
.NOTE: Same time for two units			
6161M5A		.Replace 1 upper taillight bulb add	0.1
6161M7		BULB, TAILLIGHT :LOWER	0.1
.NOTE: Same time for two units			

Ref. No.	Part No.	Description	Reqd. QTY	Serial No.	Parts catalogue code
			GL1800		
			9	A	C
1	32126-MCA-S40	SUB HARNESS, RR. COMBINATION LIGHT	-	-	1
2	32161-MCA-S41	STAY, 1	-	-	4
3	32162-MCA-S41	STAY, 2	-	-	1
4	33301-SAO-741	BULB(12V 5W)(STANLEY)	-	-	1
5	33302-S5A-A01	SOCKET COMP.(T20 W)	-	-	2
6	33303-S2R-003	BULB, WEDGE(12V 21W)(STANLEY)(AMBER)	-	-	2
7	33303-SAA-003	SOCKET COMP.(T20 S)(AMBER)	-	-	2
8	33501-MCA-S41	RUBBER, SPACER	-	-	5
9	33510-MCA-S42	COMBINATION UNIT, RR.	-	-	1
10	33710-MCA-601	HOUSING COMP. R. TRUNK TAIL	-	-	1
11	33720-GZ9-003	SOCKET	-	-	4
12	33720-MCA-S41	LIGHT ASSY. LICENSE(12V 5W)	-	-	1
13	33721-GET-671	COVER COMP. LICENSE	-	-	1
14	33723-MER-D01	BASE COMP. LICENSE	-	-	1
15	33728-MFL-000	RUBBER, LICENSE LIGHT	-	-	1
16	33729-MCZ-003	PACKING, LENS	-	-	1
17	33731-MJ0-940	COLLAR, REGULATOR MOUNTING ..	-	-	2
18	33760-MCA-601	HOUSING COMP. L. TRUNK TAIL	-	-	1
19	34906-MBB-611	BULB, WEDGE BASE(STANLEY)(12V 21/5W ECE)	-	-	6
20	61103-357-000	RUBBER, FR. FENDER MOUNTING ..	-	-	4
21	61104-MA6-720	COLLAR	-	-	4
22	90167-SAO-980	NUT, FLANGE CAP, 5MM	-	-	6

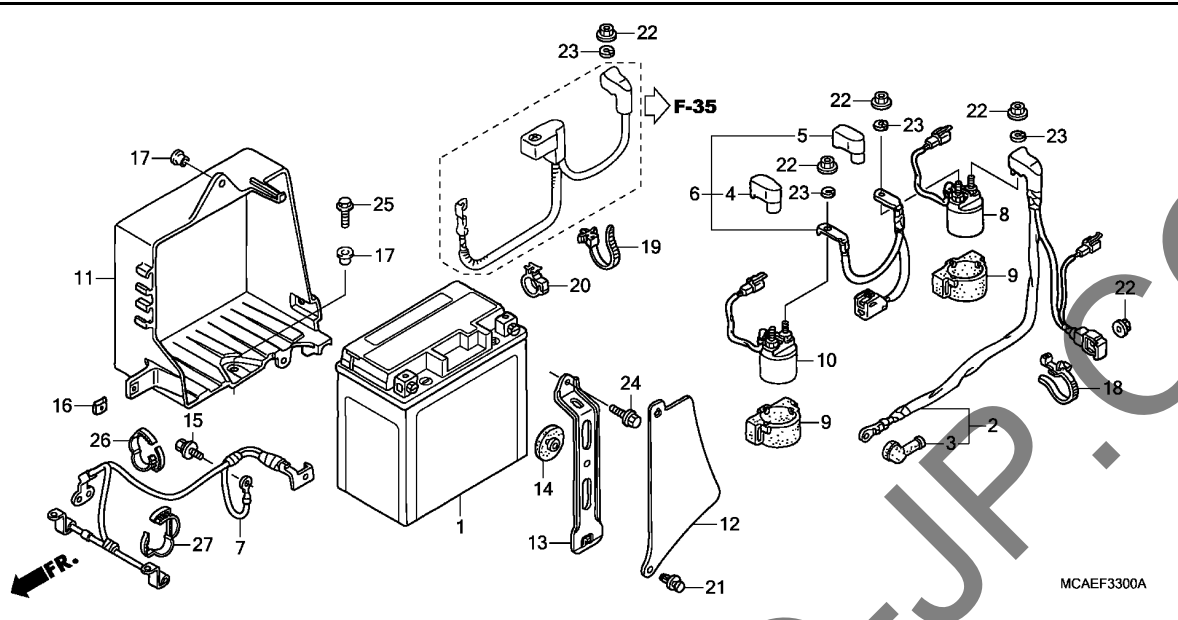




Ref. No.	Part No.	Description	Reqd. QTY			Serial No.	Parts catalogue code
			GL1800	A	C		

23	90207-RAA-A00	NUT, HEX. CAP, 6MM	-	-	4		
24	91535-TA0-003	CLIP, COUPLER(DARK BROWN)	-	-	2		
25	93901-24480	SCREW, TAPPING, 4X16	-	-	2		
26	93913-25320	SCREW, TAPPING, 5X14(P0)	-	-	5		
27	94050-05080	NUT, FLANGE, 5MM	-	-	2		

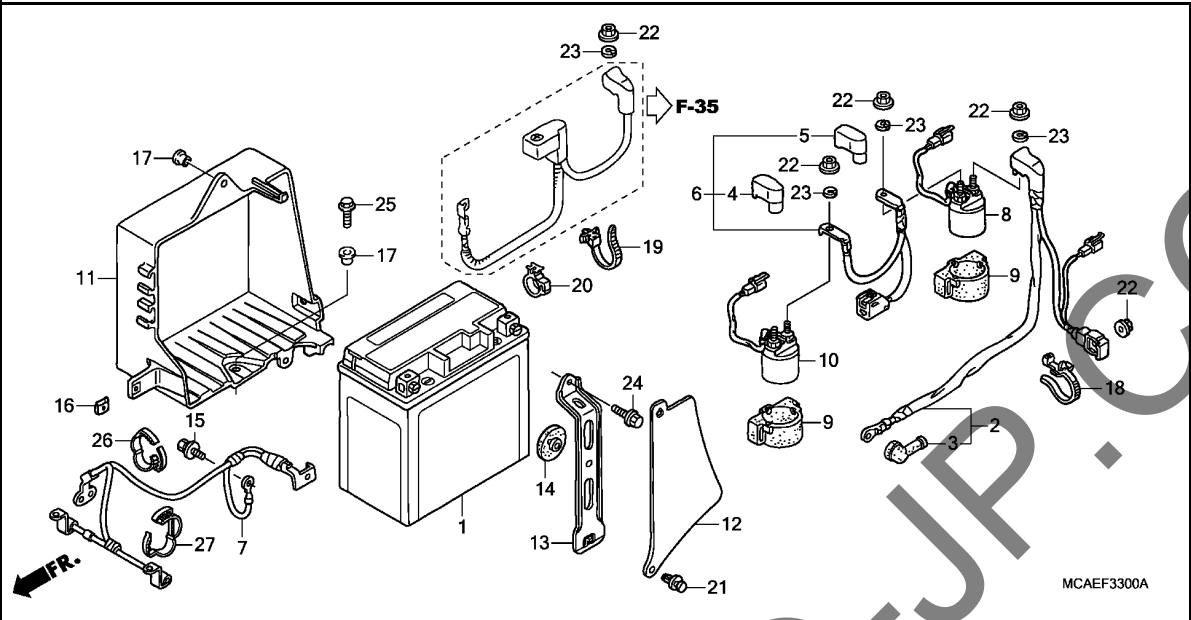
3



Ref. No.	L.O.N.	(Relative ref. Number) Description	F.R.T.
1	610100	BATTERY	0.2
2	612115	CABLE, STARTER MOTOR	1.9
	612115C	.With airbag add	0.3
	6121E0	CABLE, STARTER MOTOR(A)	2.8
		.NOTE: '12- model	
	6121E0A	.With airbag add	0.1
6	6111A1	CABLE, STARTER MAGNETIC SWITCH	0.5
	6111U0	CABLE, STARTER MAGNETIC SWITCH (A)	1.0
		.NOTE: '12- model	
7	610110	CABLE, NEGATIVE BATTERY	1.6
	610110D	.With airbag add	0.3
	6101A2	CABLE, NEGATIVE BATTERY(A) ...	2.1
		.NOTE: '12- model	
8		(10)	
	615113	SWITCH, STARTER MAGNETIC	0.6
	615113A	.Replace 1 starter magnetic switch add	0.2
	6151J8	SWITCH, STARTER MAGNETIC(A) ..	1.1
		.NOTE: '12- model	
	6151J8A	.Replace 1 starter magnetic switch add	0.2
11	410185	BOX, BATTERY	0.2

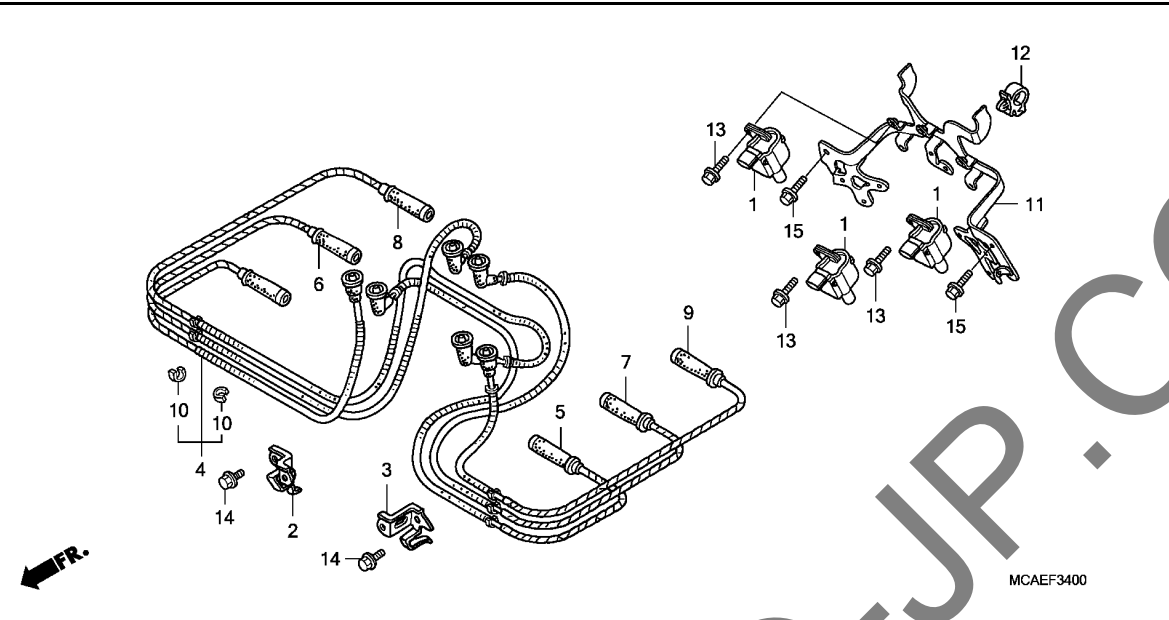
Ref. No.	Part No.	Description	Reqd. QTY			Serial No.	Parts catalogue code
			GL1800	A	C		
1	31500-MCA-K21	BATTERY(GYZ20L)(GS YUASA) ...	1	1	1	----- KO	
	31500-MCA-R31	1	1	1	----- 2ED,2F,2NZ,2U,3E,E,ED,F,SI,U	
	31500-MCA-B61	1	1	1	----- BR	
	31500-MCA-B21	BATTERY	1	1	1	----- 2ED,2F,2U,3E,E,ED,F,U	
	31500-MCA-R31	BATTERY(GYZ20L)(GS YUASA) ...	1	1	1	----- SI	
2	32410-MCA-A60	CABLE, STARTER MOTOR	1	1	1		
	32410-MCA-S40	1	1	1		
3	32411-253-000	COVER, STARTER MOTOR TERMINAL	1	1	1		
4	32416-MCA-000	COVER A, MAGNETIC SWITCH (BLACK)	1	1	1		
		COVER D, MAGNETIC SWITCH(BLUE)	1	1	1		
5	32419-MCA-000	COVER D, MAGNETIC SWITCH	1	1	1		
6	32425-MCA-000	CABLE, STARTER MAGNETIC SWITCH	1	1	-		
	32425-MCA-S40	-	-	1		
7	32601-MCA-A60	CABLE, BATTERY EARTH	1	1	-		
	32601-MCA-S40	-	-	1		
8	35850-MCA-A61	SWITCH ASSY., STARTER MAGNETIC (B)	1	1	1		
9	35856-425-000	RUBBER, MAGNETIC SHOCK	2	2	2		
10	35860-MCA-A61	SWITCH ASSY., STARTER MAGNETIC (A)	1	1	1		
11	80110-MCA-000	BOX, BATTERY	1	1	1		
12	80111-MCA-000	COVER, BATTERY CABLE	1	1	1		
13	80112-MCA-A60	BAND, BATTERY	1	1	-		
	80112-MCA-000	-	-	1		
14	83618-323-000	RUBBER, BATTERY BOX	1	1	1		
15	90114-SG0-003	BOLT, 5X13	1	1	1		





Ref. No.	Part No.	Description	Reqd. QTY			Serial No.	Parts catalogue code
			9	GL1800 A	C		
16	90312-MT3-000	NUT, CLIP, 5MM	1	1	1		
17	90556-MB4-000	WASHER	2	2	2		
18	90649-SC2-003	BAND, WIRE HARNESS(NATURAL) (150MM)	1	1	1		
19	90672-SB2-003	STRAP, CABLE, 105MM(BLACK)	1	1	1		
	91540-MCA-S41	BAND, HARNESS(GRAY)	-	-	1		
20	90690-GHB-671	CLIP, CABLE, 25MM	1	1	1		
21	91549-MW0-790ZA	CLIP, PANEL FIXING *NH1*.....BLACK	1	1	1		
22	94050-06080	NUT, FLANGE, 6MM	5	5	5		
23	94111-06800	WASHER, SPRING, 6MM	4	4	4		
24	96001-06016-00	BOLT, FLANGE, 6X16	1	1	-		
	95701-06016-00	-	-	1		
25	96001-06016-07	BOLT, FLANGE, 6X16	1	1	1		
26	90683-KJ2-003	CLIP, WIRE HARNESS	-	-	1		
27	90683-MCA-S41	CLAMP, CABLE	-	-	1		

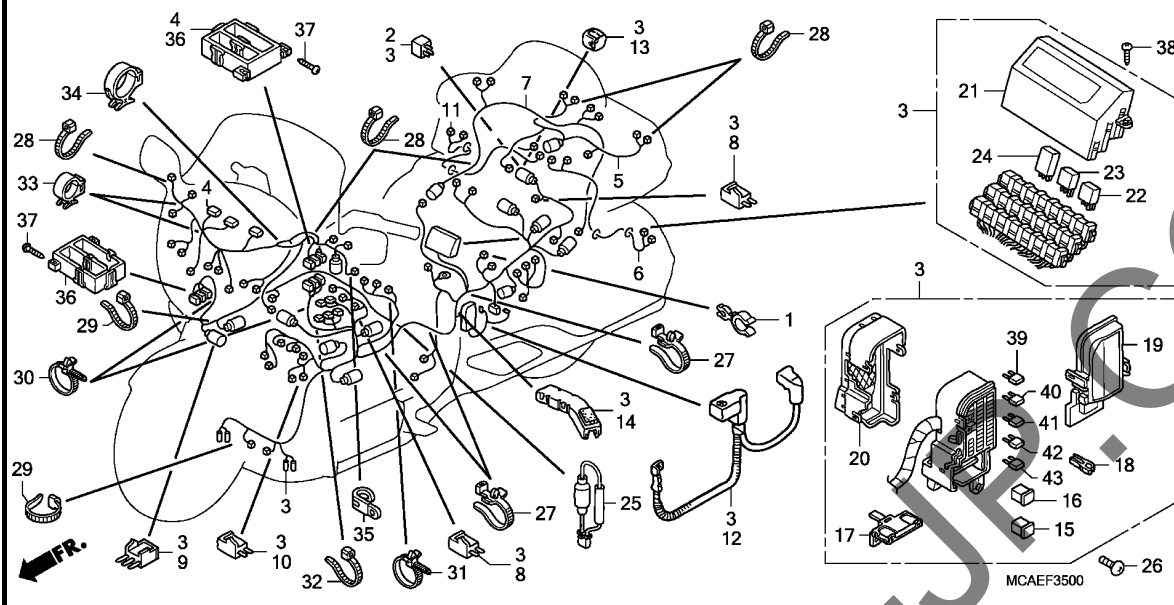
3



Ref. No.	L.O.N.	(Relative ref. Number) Description	F.R.T.
1	614105	COIL, IGNITION	0.4
	614105G	.Replace 1 ignition coil add ..	0.2
	614105B	.Replace 2 ignition coils add ..	0.4
5		(4,6,7,8,9)	
	6141A6	CORD, HIGH TENSION	2.0
	6141A6B	.With airbag add	0.7
	6141D9	CORD, HIGH TENSION(A)	2.8
		.NOTE: '12- model	
	6141D9B	.Replace 1 high tension cord add	0.1
	6141A7	CORD, HIGH TENSION :FOR 1 VEHICLE	2.4
	6141A7A	.With airbag add	0.7
	6141E0	CORD, HIGH TENSION(A) :FOR 1 VEHICLE	3.2
		.NOTE: '12- model	
	6141E0A	.With airbag add	0.1

Ref. No.	Part No.	Description	Reqd. QTY			Serial No.	Parts catalogue code
			9	GL1800 A	C		
1	30510-MCA-A61	COIL COMP., IGNITION	3	3	-		
	30510-MCA-S41	COIL ASSY., IGNITION	-	-	3		
2	30511-MCA-000	CLAMPER, R. CABLE	1	1	1		
3	30512-MCA-000	CLAMPER, L. CABLE	1	1	1		
4	30731-MCA-A81	CAP COMP., HIGH TENSION(1) ..	1	1	1		
5	30732-MCA-003	CAP COMP., HIGH TENSION(2) ..	1	1	1		
6	30733-MCA-003	CAP COMP., HIGH TENSION(3) ..	1	1	1		
7	30734-MCA-003	CAP COMP., HIGH TENSION(4) ..	1	1	1		
8	30735-MCA-003	CAP COMP., HIGH TENSION(5) ..	1	1	1		
9	30736-MCA-A81	CAP COMP., HIGH TENSION(6) ..	1	1	1		
10	32765-MCA-000	CLAMP A, HIGH TENSION CORD ..	12	12	12		
11	50311-MCA-A80	STAY COMP., ABS MODULATOR ...	1	1	-	----- 2ED,2F,2NZ,2U,3E,BR,KO,SI	
	50311-MCA-A70	1	1	-	----- E,ED,F,U	
	50311-MCA-A80	-	-	1		
12	53781-SEO-952	CLIP, RETURN HOSE	1	1	1		
13	95701-06016-08	BOLT, FLANGE, 6X16	6	6	6		
14	96001-06010-00	BOLT, FLANGE, 6X10	2	2	2		
15	96001-06016-00	BOLT, FLANGE, 6X16	2	2	2		

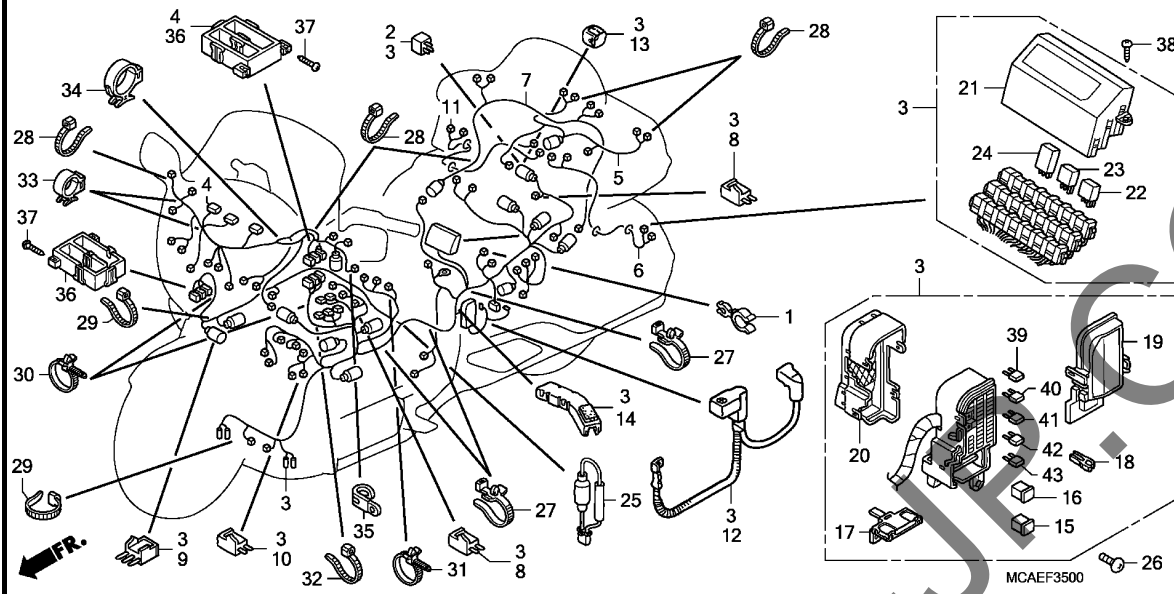




Ref. No.	L.O.N.	(Relative ref. Number) Description	F.R.T.
2	6131B3	RECTIFIER, SILICON	0.3
3	611100	HARNESS, WIRE	4.2
5	611130	SUB HARNESS, TAIL & TRUNK	0.6
6	6111A9	SUB HARNESS, SADDLEBAG :LEFT ..	0.7
7	6111B1	SUB HARNESS, TRUNK UNIT	0.4
11	6111B0	SUB HARNESS, SADDLEBAG :RIGHT ..	0.7
12	610105	CABLE, POSITIVE BATTERY	0.5
22	6111G2	RELAY, HAZARD	0.3
	6111H8	RELAY, ACCESSORY	0.3
	6111H9	RELAY, CRUISE ACTUATOR	0.3
	6111H0	RELAY, FI IGNITION	0.3
	6111G1	RELAY, FUEL PUMP	0.3
	6111N8	RELAY, FI UNIT/LAF RELAY	0.3
	6111N6	RELAY, HEATER	0.3
	6111H7	RELAY, HORN TURN	0.3
	6111N7	RELAY, LAF	0.3
	6111H6	RELAY, TAIL	0.3
	6111E5	RELAY, HEADLIGHT :LOW BEAM ...	0.3
	6111H5	RELAY, HEADLIGHT ADJUST	0.3
	6111J1	RELAY, SUSPENSION LEVEL MAIN ..	0.3
	6111H1	RELAY, REVERSE	0.3
	6111H2	RELAY, REVERSE SHIFT(1)	0.3
23	6111H5	RELAY, HEADLIGHT ADJUST	0.3
	6111J5	RELAY, SUSPENSION LEVEL UP ...	0.3
+	6111J6	RELAY, SUSPENSION LEVEL DOWN ..	0.3

Ref. No.	Part No.	Description	Reqd. QTY			Serial No.	Parts catalogue code
			GL1800	A	C		
1	11338-KJ9-751	CLIP, BREATHER TUBE	1	1	-	-	
2	31700-MM8-610	RECTIFIER COMP., SILICON	1	1	-	-	
3	32100-MCA-Y00	HARNESS, WIRE	1	1	-	2ED,2F,3E	
	32100-MCA-710	1	1	-	2NZ,2U,SI	
	32100-MCA-B60	1	1	-	BR	
	32100-MCA-D90	1	1	-	E,ED,F	
	32100-MCA-K20	1	1	-	KO	
	32100-MCA-690	1	1	-	U	
4	32105-MCA-Y00	SUB HARNESS, FAIRING	1	1	-	2ED,2F,3E	
	32105-MCA-710	1	1	-	2NZ,2U	
	32105-MCA-B60	1	1	-	BR,KO	
	32105-MCA-D90	1	1	-	E,ED,F	
	32105-MCA-740	1	1	-	SI	
	32105-MCA-690	1	1	-	U	
5	32120-MCA-D50	SUB HARNESS, TAIL&TRUNK	1	1	-	2ED,2F,2NZ,2U,3E,BR,E,ED,F,SI,U	
	32120-MCA-H50	1	1	-	KO	
6	32130-MCA-D30	SUB HARNESS, L. SADDLEBAG ...	1	1	-	2ED,2F,2NZ,2U,3E,BR,E,ED,F,SI,U	
	32130-MCA-A60	1	1	-	KO	
7	32140-MCA-D41	SUB HARNESS, TRUNK UNIT	1	1	-	2ED,2F,3E,E,ED,F,U	
	32140-MCA-K00	1	1	-	2NZ,2U,KO,SI	
	32140-MCA-B31	1	1	-	BR	
8	32146-SH3-003	CONNECTOR, DIODE(2P)	2	2	-	2ED,2F,2NZ,2U,3E,BR,KO,SI	
9	32146-SJ4-003	DIODE(3P)	1	1	-	-	
10	32146-S84-003	CONNECTOR, DIODE(2P)(3A)	1	1	-	-	
11	32180-MCA-D30	SUB HARNESS, R. SADDLEBAG ...	1	1	-	2ED,2F,2NZ,2U,3E,BR,E,ED,F,SI,U	
	32180-MCA-A60	1	1	-	KO	
12	32401-MCA-A60	CABLE, STARTER BATTERY	1	1	-	-	

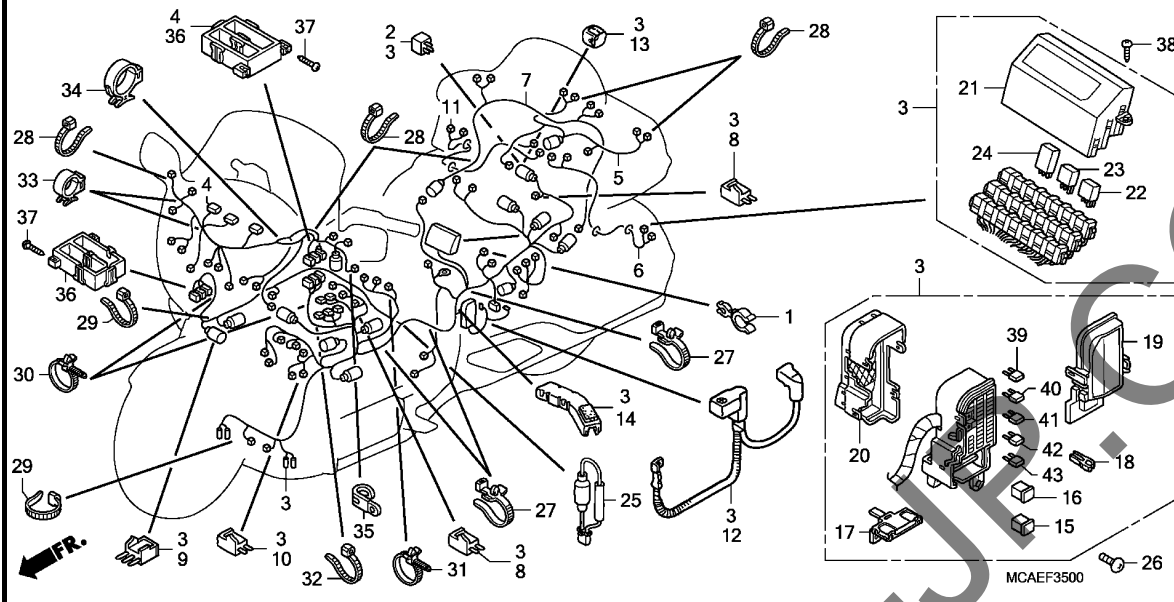
3



Ref. No.	L.O.N.	(Relative ref. Number) Description	F.R.T.
+23	6111J7	RELAY, REVERSE SHIFT(2)	0.3
	6111J8	RELAY, REVERSE SHIFT(3)	0.3
24	6111D9	RELAY, FAN CONTROL	0.3
	6111N9	RELAY, POWER AMPLIFIER	0.3
	6111J9	RELAY, STOP LIGHT	0.3
	6111J2	RELAY, POWER CONTROL(1)	0.3
	6111J3	RELAY, POWER CONTROL(2)	0.3
	6111J4	RELAY, SPEED LIMITER	0.3
	6111E4	RELAY, HEADLIGHT :HI BEAM	0.3

Ref. No.	Part No.	Description	Reqd. QTY		Serial No.	Parts catalogue code
			GL1800	A C		
13	32606-GEV-761	CAP, DUMMY(4P) (RED)	1	1		
14	32702-MCA-A61	PROTECTOR, HARNESS(B)	1	1		
15	38211-MCA-A61	FUSE, BLOCK 60A(LOW-PROFILE)	1	1		2ED,2F,3E,E,ED,F,U
	38211-MCA-A80		1	1		2NZ,2U,BR,KO,SI
16	38211-SNA-A11	FUSE, BLOCK(30A)	1	1		
17	38231-SFE-J01	FUSE A, MULTI BLOCK(120A/40A)	1	1		
18	38235-S04-003	PULLER, MINI FUSE(SUMITOMO)	1	1		
19	38252-MCA-A60	COVER, UPPER	1	1		2ED,2F,2NZ,2U,3E,BR,KO,SI
	38252-MCA-A61		1	1		E,ED,F,U
20	38256-MCA-A60	COVER, LOWER	1	1		2ED,2F,2NZ,2U,3E,BR,KO,SI
	38256-MCA-A61		1	1		E,ED,F,U
21	38281-MCA-A60	COVER, UPPER	1	1		2ED,2F,3E
	38281-MCA-A61		1	1		2NZ,2U,BR,E,ED,F,KO,SI,U
22	38501-MCA-A61	RELAY ASSY., POWER (MICRO ISO 4P)	15	15		2ED,2F,2NZ,2U,3E,KO,SI
			14	14		BR,E,ED,F,U
23	38502-MCA-A61	RELAY ASSY., POWER (MICRO ISO 5P)	4	4		2ED,2F,2NZ,2U,3E,BR,KO,SI
			5	5		E,ED,F,U
24	38503-MCA-A61	RELAY COMP., POWER (MICRO ISO 4P)	6	6		2ED,2F,3E,E,ED,F,U
			7	7		2NZ,2U,BR,KO,SI
25	39260-MCA-A01	FILTER, NOISE	1	1		
26	90114-KFK-000	SCREW, SPECIAL, 5X12	1	1		
27	90649-SC2-003	BAND, WIRE HARNESS(NATURAL) (150MM)	3	3		





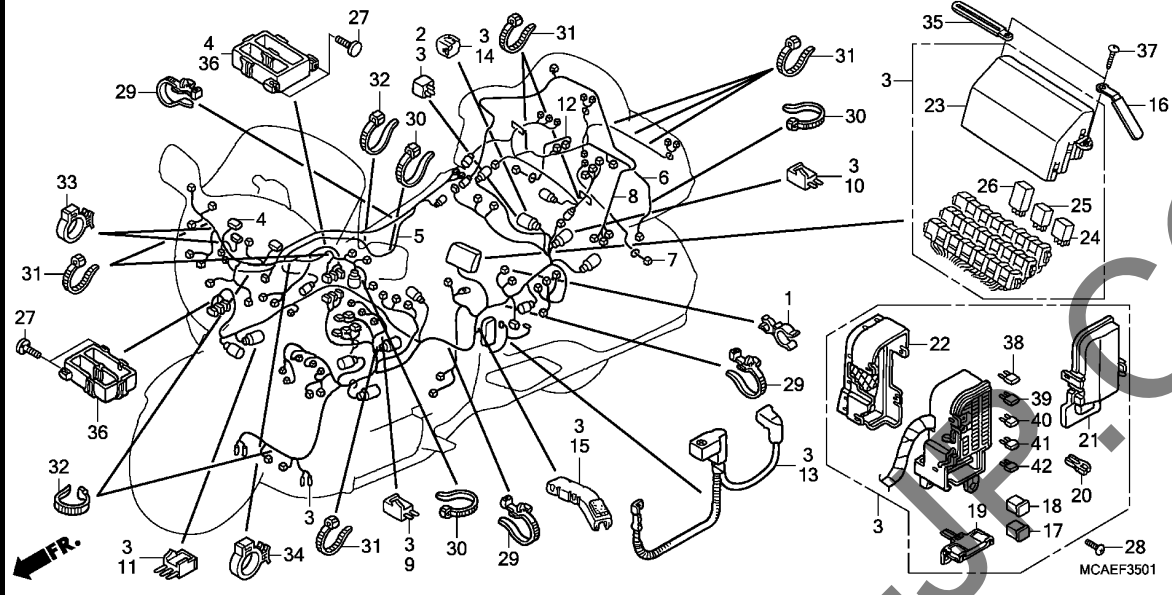
Ref. No.	Part No.	Description	Reqd. QTY			Serial No.	Parts catalogue code
			GL1800	A	C		
28	90651-KV6-003	BAND, WIRE, 165MM(BLACK)	5	5	-		
29	90652-KT1-771	BAND, WIRE(BLACK)	2	2	-		
30	90672-SAO-003	STRAP, CABLE, 118MM(BLACK)	2	2	-		
31	90672-SAO-003	STRAP, CABLE, 118MM(BLACK)	1	1	-	-----	E,ED,F,U
32	90679-SG9-E01	BAND, SUCTION HOSE(BLACK)	1	1	-		
33	90690-GHB-671	CLIP, CABLE, 25MM	2	2	-		
34	90690-GHB-681	CLIP, CABLE, 30MM	1	1	-		
35	91411-679-000	CLIP	1	1	-	-----	2ED,2F,2NZ,2U,3E,BR,KO,SI
36	91571-MCA-P00	HOLDER, COUPLER	2	2	-		
37	93903-25320	SCREW, TAPPING, 5X16	4	4	-		
38	93903-25380	SCREW, TAPPING, 5X16	2	2	-		
39	98200-40500	FUSE, MINI(5A)	9	9	-	-----	2ED,2F,2NZ,2U,3E,KO,SI
			8	8	-	-----	BR,E,ED,F,U
40	98200-41000	FUSE, MINI(10A)	8	8	-	-----	2ED,2F,2NZ,2U,3E,BR,KO,SI
			7	7	-	-----	E,ED,F,U
41	98200-41500	FUSE, MINI(15A)	6	6	-		
42	98200-42000	FUSE, MINI(20A)	5	5	-	-----	2ED,2F,2NZ,2U,3E,E,ED,F,KO,SI,U
			4	4	-	-----	BR
43	98200-43000	FUSE, MINI(30A)	5	5	-		

3

F-35-1

WIRE HARNESS(GL1800C)

2-D 3



Ref. No.	L.O.N.	(Relative ref. Number) Description	F.R.T.
2	6131B3	RECTIFIER, SILICON	0.3
3	611100	HARNESS, WIRE	4.2
5	6111P2	SUB HARNESS, NAVIGATION	2.0
6	6111F0	SUB HARNESS, REAR	2.7
7	6111A9	SUB HARNESS, SADDLEBAG :LEFT ..	1.0
8	6111B1	SUB HARNESS, TRUNK UNIT	1.2
12	6111B0	SUB HARNESS, SADDLEBAG :RIGHT ..	1.0
13	610105	CABLE, POSITIVE BATTERY	0.5
24	6111H8	RELAY, ACCESSORY	0.3
	6111H9	RELAY, CRUISE ACTUATOR	0.3
	6111H0	RELAY, FI IGNITION	0.3
	6111G1	RELAY, FUEL PUMP	0.3
	6111N8	RELAY, FI UNIT/LAF RELAY	0.3
	6111N6	RELAY, HEATER	0.3
	6111H7	RELAY, HORN TURN	0.3
	6111N7	RELAY, LAF	0.3
	6111H6	RELAY, TAIL	0.3
	6111E5	RELAY, HEADLIGHT :LOW BEAM ...	0.3
	6111H5	RELAY, HEADLIGHT ADJUST	0.3
	6111J1	RELAY, SUSPENSION LEVEL MAIN ..	0.3
	6111H1	RELAY, REVERSE	0.3
	6111H2	RELAY, REVERSE SHIFT(1)	0.3
25	6111J5	RELAY, SUSPENSION LEVEL UP ...	0.3
	6111J6	RELAY, SUSPENSION LEVEL DOWN ..	0.3
+	6111J7	RELAY, REVERSE SHIFT(2)	0.3

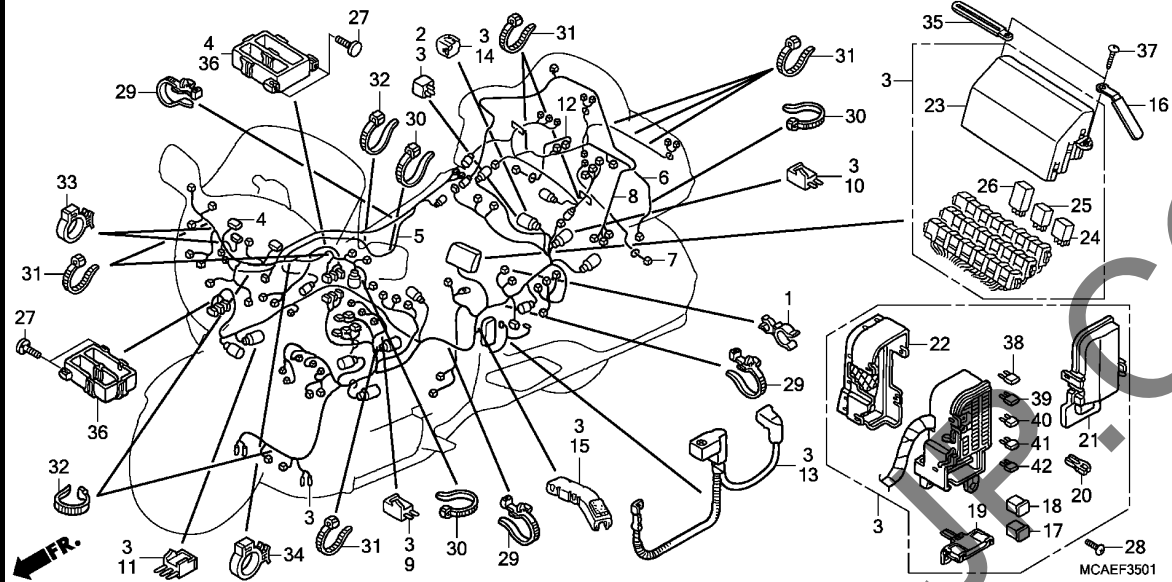
Ref. No.	Part No.	Description	Reqd. QTY			Serial No.	Parts catalogue code
			GL1800	A	C		
1	11338-KJ9-751	CLIP, BREATHER TUBE	-	-	1		
2	31700-MM8-610	RECTIFIER COMP., SILICON	-	-	1		
3	32100-MCA-G20	HARNESS, WIRE	-	-	1	2ED,2F,2U,3E,K0,SI	
	32100-MCA-B20	-	-	1	E,ED,F,U	
4	32105-MCA-G20	SUB HARNESS, FAIRING	-	-	1	2ED,2F,3E,SI	
	32105-MCA-V80	-	-	1	2U	
	32105-MCA-B20	-	-	1	E,ED,F,K0	
	32105-MCA-V60	-	-	1	U	
5	32119-MCA-R70	SUB HARNESS, NAVIGATION	-	-	1	2ED,2F,2U,3E,SI	
	32119-MCA-S40	SUB HARNESS, AUDIO	-	-	1	E,ED,F,K0,U	
6	32120-MCA-G20	SUB HARNESS, RR.	-	-	1	2ED,2F,2U,3E,SI	
	32120-MCA-B20	-	-	1	E,ED,F,U	
	32120-MCA-S40	-	-	1	K0	
7	32130-MCA-S40	SUB HARNESS, L. SADDLEBAG	-	-	1		
8	32140-MCA-S40	SUB HARNESS, TRUNK UNIT	-	-	1		
9	32146-SH3-003	CONNECTOR, DIODE(2P)	-	-	1		
10	32146-SH3-003	CONNECTOR, DIODE(2P)	-	-	1	2ED,2F,2U,3E,K0,SI	
11	32146-SJ4-003	DIODE(3P)	-	-	1		
12	32180-MCA-S40	SUB HARNESS, R. SADDLEBAG	-	-	1		
13	32401-MCA-S40	CABLE, STARTER BATTERY	-	-	1		
14	32606-GEV-761	CAP, DUMMY(4P)(RED)	-	-	1		
15	32702-MCA-A61	PROTECTOR, HARNESS(B)	-	-	1		
16	32901-MA1-000	CLIP, SUB CORD	-	-	1	2ED,2F,2U,3E,K0,SI	
17	38211-MCA-A61	FUSE, BLOCK 60A(LOW-PROFILE) ..	-	-	1		
18	38211-SNA-A11	FUSE, BLOCK(30A)	-	-	1		
19	38231-SFE-J01	FUSE A, MULTI BLOCK(120A/40A) ..	-	-	1		

3

F-35-1

WIRE HARNESS(GL1800C)

2-D 4



Ref. No.	L.O.N.	(Relative ref. Number) Description	F.R.T.
+25	6111J8	RELAY, REVERSE SHIFT(3)	0.3
26	6111D9	RELAY, FAN CONTROL	0.3
	6111N9	RELAY, POWER AMPLIFIER	0.3
	6111J9	RELAY, STOP LIGHT	0.3
	6111J2	RELAY, POWER CONTROL(1)	0.3
	6111J3	RELAY, POWER CONTROL(2)	0.3
	6111J4	RELAY, SPEED LIMITER	0.3
	6111E4	RELAY, HEADLIGHT :HI BEAM	0.3

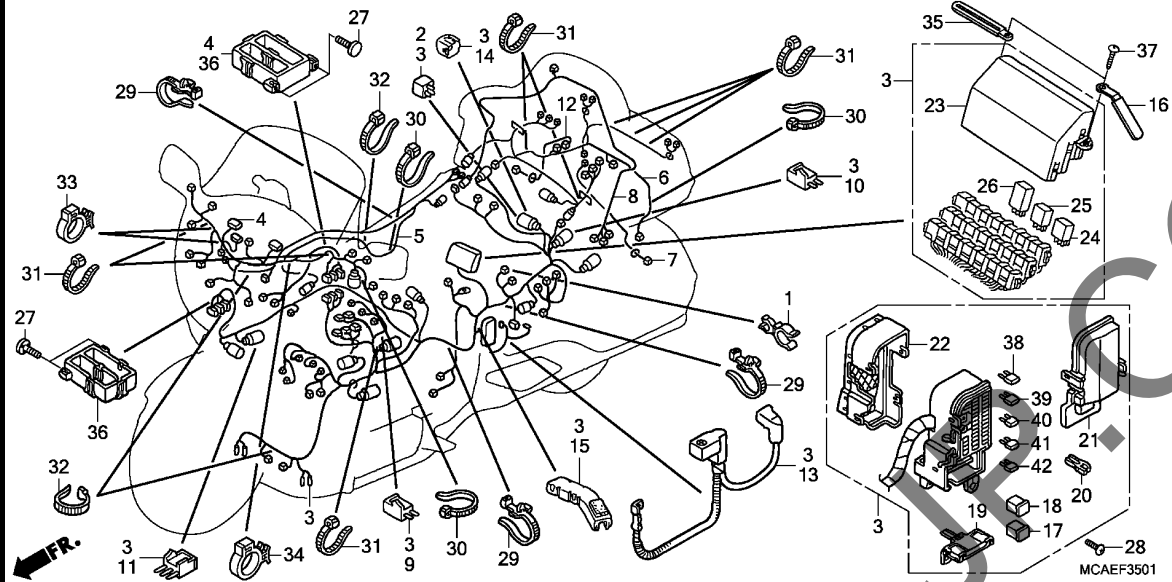
Ref. No.	Part No.	Description	Reqd. QTY			Serial No.	Parts catalogue code
			GL1800	A	C		
20	38235-S04-003	PULLER, MINI FUSE(SUMITOMO)	-	-	1		
21	38252-MCA-A61	COVER, UPPER	-	-	1		
22	38256-MCA-A61	COVER, LOWER	-	-	1		
23	38281-MCA-A61	COVER, UPPER	-	-	1		
24	38501-MCA-A61	RELAY ASSY., POWER (MICRO ISO 4P)	-	-	14		
25	38502-MCA-A61	RELAY ASSY., POWER (MICRO ISO 5P)	-	-	4		
26	38503-MCA-A61	RELAY COMP., POWER (MICRO ISO 4P)	-	-	7		
27	90101-TF6-003	BOLT, WELDING(5X16)	-	-	4		
28	90114-KFK-000	SCREW, SPECIAL, 5X12	-	-	1		
29	90649-SC2-003	BAND, WIRE HARNESS(NATURAL) (150MM)	-	-	3		
30	90650-KV6-003	BAND, WIRE, 95MM	-	-	3		
31	90651-KV6-003	BAND, WIRE, 165MM(BLACK)	-	-	8		
32	90652-KT1-771	BAND, WIRE(BLACK)	-	-	3	-----	2ED,2F,2U,3E,SI
			-	-	2	-----	E,ED,F,KO,U
33	90690-GHB-671	CLIP, CABLE, 25MM	-	-	2		
34	90690-GHB-681	CLIP, CABLE, 30MM	-	-	1		
35	91411-679-000	CLIP	-	-	1		
36	91571-SR3-003	HOLDER, COUPLER	-	-	2		
37	93903-25380	SCREW, TAPPING, 5X16	-	-	2		
38	98200-40500	FUSE, MINI(5A)	-	-	9	-----	2ED,2F,2U,3E,KO,SI
			-	-	8	-----	E,ED,F,U

3

F-35-1

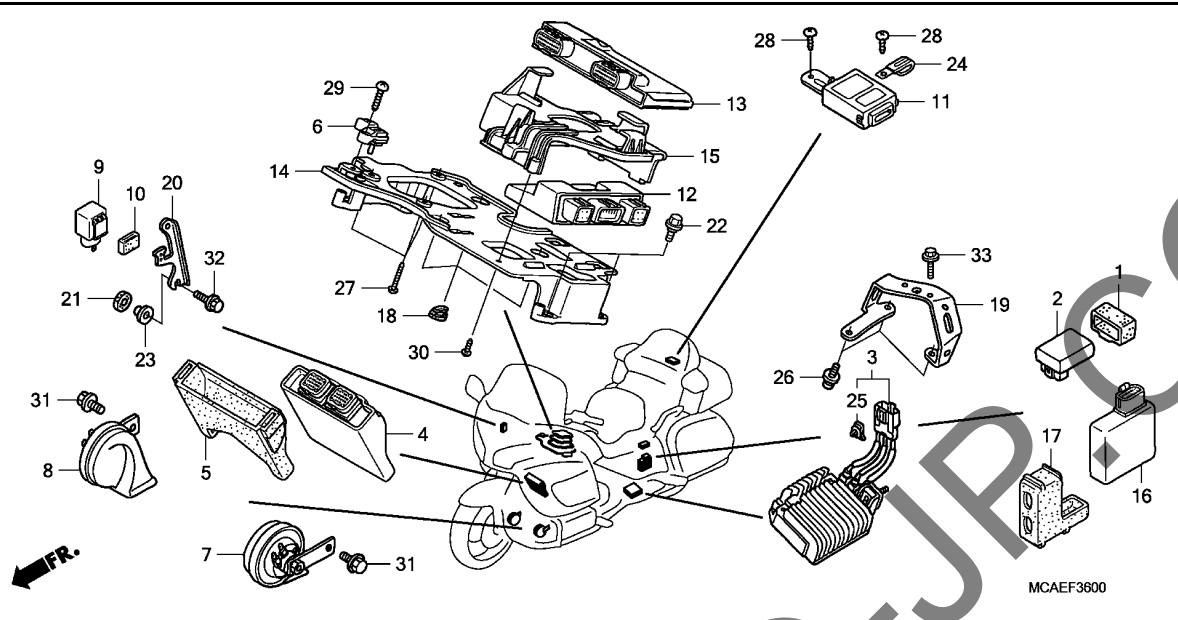
WIRE HARNESS(GL1800C)

2-D 5



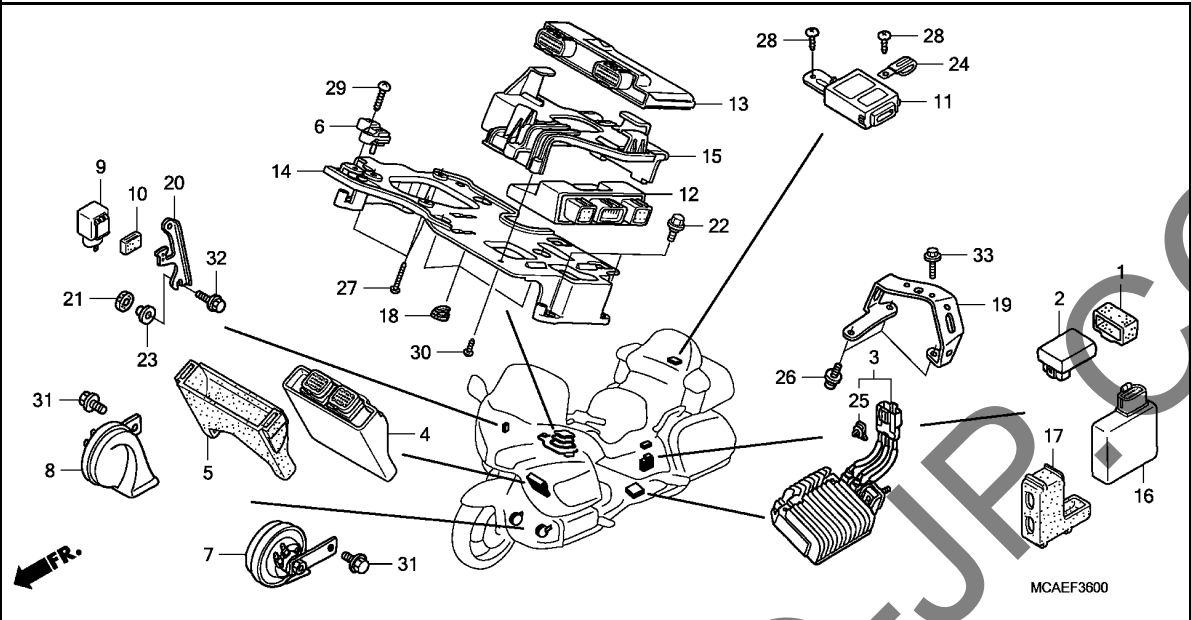
Ref. No.	Part No.	Description	Reqd. QTY			Serial No.	Parts catalogue code
			9	GL1800	C		
39	98200-41000	FUSE, MINI (10A)	-	-	8	----- 2ED,2F,2U,3E,K0,SI	
40	98200-41500	FUSE, MINI (15A)	-	-	6	----- E,ED,F,U	
41	98200-42000	FUSE, MINI (20A)	-	-	5		
42	98200-43000	FUSE, MINI (30A)	-	-	5		

3

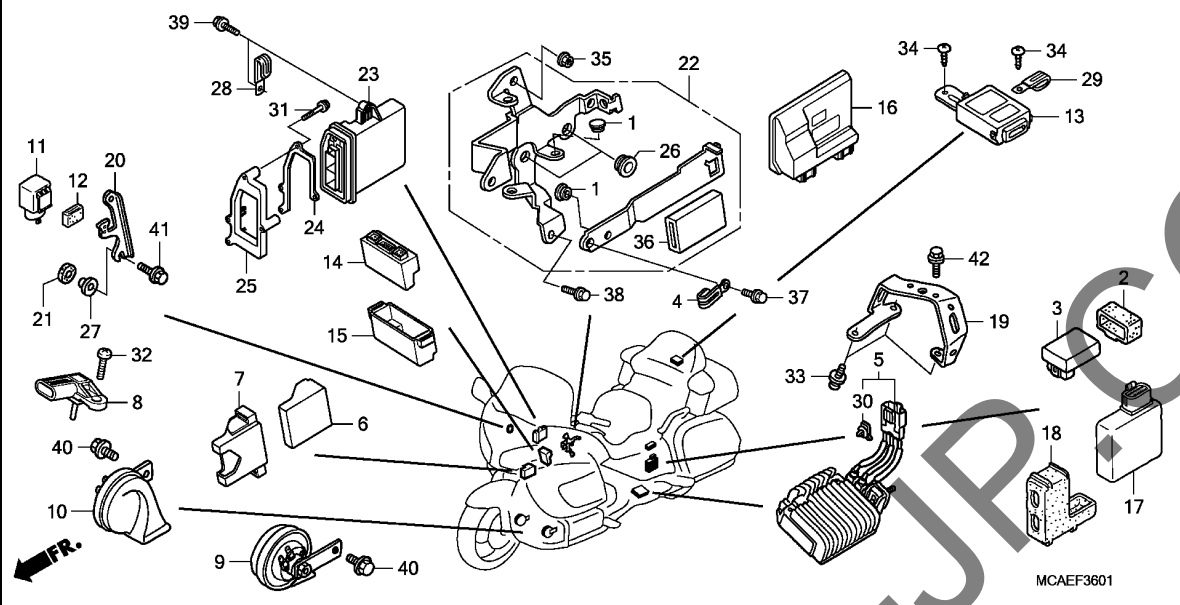


Ref. No.	L.O.N.	(Relative ref. Number) Description	F.R.T.
2	2101B9	REGULATOR, REVERSE	0.6
3	612150	RESISTOR, REVERSE	0.5
4	618105	CONTROLLER, AUTO CRUISE	1.2
6	6171B1	SENSOR, MAP(A)	0.8
7		(8)	
	616169	HORN	0.5
	616169A	.Replace 1 horn add	0.2
9	6111C3	RELAY, WINKER	0.6
11	6181A2	CONTROL UNIT, TRUNK LOCK & OPEN	0.4
12	618196	CONTROL UNIT, ABS	0.9
13	618135	ENGINE CONTROL MODULE(ECM) ...	0.9
14		(15)	
	6181A3	STAY, ENGINE CONTROL MODULE ..	0.9
16	6181B5	CONTROL UNIT, SEAT HEATER	0.6

Ref. No.	Part No.	Description	Reqd. QTY		Serial No.	Parts catalogue code
			GL1800			
			9	A C		
1	30401-MCA-000	CUSHION, REVERSE REGULATOR ..	1	1	-----	E,ED,F,U
2	31710-MCA-A61	REGULATOR COMP., REVERSE	1	1	-----	E,ED,F,U
3	36280-MCA-A60	RESISTOR ASSY., REVERSE	1	1	-----	E,ED,F,U
4	36700-MCA-003	CONTROLLER, AUTO CRUISE	1	1	-----	E,ED,F,U
5	36705-MCA-A61	CUSHION, CONTROLLER UNIT	1	1	-----	E,ED,F,U
6	37830-MEL-003	SENSOR ASSY., MAP	1	1	-----	E,ED,F,U
7	38110-MCA-003	HORN ASSY.(HIGH)	1	1	-----	E,ED,F,U
8	38120-MCA-003	HORN ASSY.(LOW)	1	1	-----	E,ED,F,U
9	38301-MEG-000	RELAY COMP., WINKER(MITSUBA)	1	1	-----	E,ED,F,U
10	38306-KK4-000	SUSPENSION, WINKER RELAY (MITSUBA)	1	1	-----	E,ED,F,U
11	38380-MCA-316	CONTROL UNIT, TRUNK LOCK & OPEN	1	1	-----	E,ED,F
	38380-MCA-U21	1	1	-----	U
12	38600-MCA-A71	ABS CONTROL UNIT	1	1	-----	E,ED,F,U
13	38770-MCA-D52	PGM-FI UNIT	1	1	-----	E,ED,U
	38770-MCA-F52	1	1	-----	F
14	38771-MCA-A60	STAY, PGM-FI UNIT	1	1	-----	E,ED,F,U
15	38772-MCA-A60	STAY A, PGM-FI UNIT	1	1	-----	E,ED,F,U
16	39305-MCA-A71	HEATER UNIT, SEAT	1	1	-----	E,ED,F,U
17	39310-MCA-A71	CUSHION, SEAT HEATER UNIT ...	1	1	-----	E,ED,F,U
18	50318-041-600	PLUG, USELESS HOLE	3	3	-----	E,ED,F,U
19	50331-MCA-A60	STAY, REVERSE RESISTOR	1	1	-----	E,ED,F,U
20	64513-MCA-A60	PLATE, UPPER STAY	1	1	-----	E,ED,F,U
21	77218-GB2-720	RUBBER, SEAT HINGE	1	1	-----	E,ED,F,U



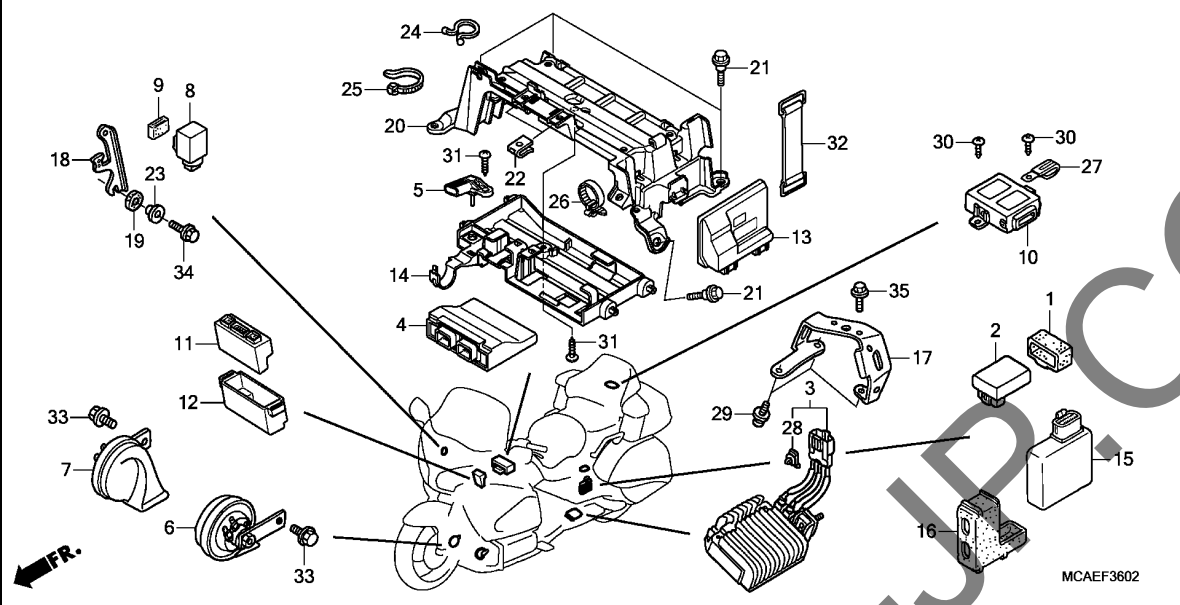
Ref. No.	Part No.	Description	Reqd. QTY			Serial No.	Parts catalogue code
			9	GL1800	C		
22	90106-MM9-000	BOLT, FR. FENDER FIXING	4	4	-	-	E,ED,F,U
23	90512-MBY-000	WASHER, 6X20	1	1	-	-	E,ED,F,U
24	91411-679-000	CLIP	1	1	-	-	E,ED,F,U
25	91556-SP0-003	CLIP, COUPLER(BROWN)	1	1	-	-	E,ED,F,U
26	93892-05008-08	SCREW-WASHER, 5X8	3	3	-	-	E,ED,F,U
27	93903-14580	SCREW, TAPPING, 4X20	3	3	-	-	E,ED,F,U
28	93903-25280	SCREW, TAPPING, 5X12	2	2	-	-	E,ED,F,U
29	93903-25480	SCREW, TAPPING, 5X20	1	1	-	-	E,ED,F,U
30	93913-24380	SCREW, TAPPING, 4X12(P0)	1	1	-	-	E,ED,F,U
31	95701-08010-08	BOLT, FLANGE, 8X10	2	2	-	-	E,ED,F,U
32	96001-06016-00	BOLT, FLANGE, 6X16	1	1	-	-	E,ED,F,U
33	96001-06016-07	BOLT, FLANGE, 6X16	2	2	-	-	E,ED,F,U



Ref. No.	L.O.N.	(Relative ref. Number) Description	F.R.T.
3	2101B9	REGULATOR, REVERSE	0.6
5	612150	RESISTOR, REVERSE	0.5
6	6181C0	CONTROLLER, AUTO CRUISE(A)	1.7
	6181C0A	.With navigation add	0.7
8	6171D0	SENSOR, MAP(B)	0.3
9		(10)	
	616169	HORN	0.5
	616169A	.Replace 1 horn add	0.2
11	6111C3	RELAY, WINKER	0.6
	6111C3B	.With navigation add	0.7
13	6181A2	CONTROL UNIT, TRUNK LOCK & OPEN	0.4
14	6181C1	CONTROL UNIT, ABS(A)	2.4
16	6181B9	ENGINE CONTROL MODULE(ECM) (A)	1.0
17	6181B5	CONTROL UNIT, SEAT HEATER	0.6
22	6181B8	STAY, ENGINE CONTROL MODULE(A)	0.9
23	6181B6	CONTROL UNIT, AIRBAG	1.2

Ref. No.	Part No.	Description	Reqd. QTY		Serial No.	Parts catalogue code
			GL1800	A C		
1	16712-MN5-000	RUBBER, FUEL PUMP STOPPER	7	7	-----	2ED,2F,2NZ,2U,3E,BR,KO,SI
2	30401-MCA-000	CUSHION, REVERSE REGULATOR	1	1	-----	2ED,2F,2NZ,2U,3E,BR,KO,SI
3	31710-MCA-A61	REGULATOR COMP., REVERSE	1	1	-----	2ED,2F,2NZ,2U,3E,BR,KO,SI
4	32170-KR5-000	CLIP, WIRE HARNESS	1	1	-----	2ED,2F,2NZ,2U,3E,BR,KO,SI
5	36280-MCA-A60	RESISTOR ASSY., REVERSE	1	1	-----	2ED,2F,2NZ,2U,3E,BR,KO,SI
6	36700-MCA-003	CONTROLLER, AUTO CRUISE	1	1	-----	2ED,2F,2NZ,2U,3E,BR,KO,SI
7	36705-MCA-A61	CUSHION, CONTROLLER UNIT	1	1	-----	2ED,2F,2NZ,2U,3E,BR,KO,SI
8	37830-MEL-003	SENSOR ASSY., MAP	1	1	-----	2ED,2F,2NZ,2U,3E,BR,KO,SI
9	38110-MCA-003	HORN ASSY.(HIGH)	1	1	-----	2ED,2F,2NZ,2U,3E,BR,KO,SI
10	38120-MCA-003	HORN ASSY.(LOW)	1	1	-----	2ED,2F,2NZ,2U,3E,BR,KO,SI
11	38301-MEG-000	RELAY COMP., WINKER(MITSUBA)	1	1	-----	2ED,2F,2NZ,2U,3E,BR,KO,SI
12	38306-KK4-000	SUSPENSION, WINKER RELAY (MITSUBA)	1	1	-----	2ED,2F,2NZ,2U,3E,BR,KO,SI
13	38380-MCA-316	CONTROL UNIT, TRUNK LOCK & OPEN	1	1	-----	2ED,2F,3E,BR,SI
	38380-MCA-U21	1	1	-----	2NZ,2U
	38380-MCA-J11	1	1	-----	KO
14	38600-MCA-A71	ABS CONTROL UNIT	1	1	-----	2ED,2F,2NZ,2U,3E,BR,KO,SI
15	38605-MCA-A80	CUSHION, ABS CONTROL UNIT	1	1	-----	2ED,2F,2NZ,2U,3E,BR,KO,SI
16	38770-MCA-D62	PGM-FI UNIT	1	1	-----	2ED,2NZ,2U,3E,SI
	38770-MCA-F62	1	1	-----	2F
	38770-MCA-B42	1	1	-----	BR
	38770-MCA-J62	1	1	-----	KO
17	39305-MCA-A71	HEATER UNIT, SEAT	1	1	-----	2ED,2F,2NZ,2U,3E,KO,SI
18	39310-MCA-A71	CUSHION, SEAT HEATER UNIT	1	1	-----	2ED,2F,2NZ,2U,3E,KO,SI
19	50331-MCA-A60	STAY, REVERSE RESISTOR	1	1	-----	2ED,2F,2NZ,2U,3E,BR,KO,SI

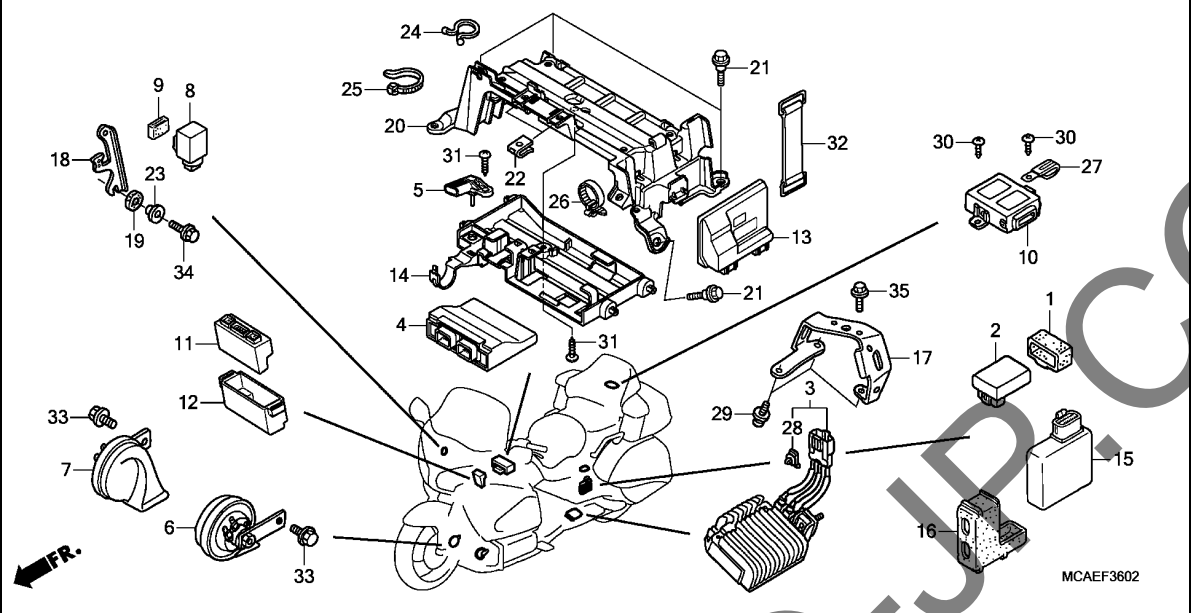
Ref. No.	Part No.	Description	Reqd. QTY			Serial No.	Parts catalogue code
			9	GL1800 A	C		
20	64513-MCA-A60	PLATE, UPPER STAY	1	1	-	-----	2ED,2F,2NZ,2U,3E,BR,KO,SI
21	77218-GB2-720	RUBBER, SEAT HINGE	1	1	-	-----	2ED,2F,2NZ,2U,3E,BR,KO,SI
22	77835-MCA-A80	STAY ASSY., RETAINER	1	1	-	-----	2ED,2F,2NZ,2U,3E,BR,KO,SI
23	77960-MCA-D61	AIRBAG UNIT(KEIHIN)	1	-	-	-----	2ED,2F,2NZ,2U,3E,BR,KO,SI
	77960-MCA-G71	-	1	-	-----	2ED,2F,2NZ,2U,3E
	77960-MCA-D61	-	1	-	-----	BR,KO,SI
24	77961-MCA-A80	HOLDER A, CONNECTOR COVER ...	1	1	-	-----	2ED,2F,2NZ,2U,3E,BR,KO,SI
25	77962-MCA-A80	HOLDER B, CONNECTOR COVER ...	1	1	-	-----	2ED,2F,2NZ,2U,3E,BR,KO,SI
26	83551-376-000	GROMMET, SIDE COVER	2	2	-	-----	2ED,2F,2NZ,2U,3E,BR,KO,SI
27	90512-MBY-000	WASHER, 6X20	1	1	-	-----	2ED,2F,2NZ,2U,3E,BR,KO,SI
28	91406-166-000	CLIP, WIRE	1	1	-	-----	2ED,2F,2NZ,2U,3E,BR,KO,SI
29	91411-679-000	CLIP	1	1	-	-----	2ED,2F,2NZ,2U,3E,BR,KO,SI
30	91556-SPO-003	CLIP, COUPLER(BROWN)	1	1	-	-----	2ED,2F,2NZ,2U,3E,BR,KO,SI
31	93500-04025-0A	SCREW, PAN, 4X25	4	4	-	-----	2ED,2F,2NZ,2U,3E,BR,KO,SI
32	93500-06020-0G	SCREW, PAN, 6X20	1	1	-	-----	2ED,2F,2NZ,2U,3E,BR,KO,SI
33	93892-05008-08	SCREW-WASHER, 5X8	3	3	-	-----	2ED,2F,2NZ,2U,3E,BR,KO,SI
34	93903-25280	SCREW, TAPPING, 5X12	2	2	-	-----	2ED,2F,2NZ,2U,3E,BR,KO,SI
35	94050-06080	NUT, FLANGE, 6MM	1	1	-	-----	2ED,2F,2NZ,2U,3E,BR,KO,SI
36	95005-14050-30	TUBE, 14X50(95005-14001-30M)	1	1	-	-----	2ED,2F,2NZ,2U,3E,BR,KO,SI
37	95701-06012-00	BOLT, FLANGE, 6X12	1	1	-	-----	2ED,2F,2NZ,2U,3E,BR,KO,SI
38	95701-06016-00	BOLT, FLANGE, 6X16	1	1	-	-----	2ED,2F,2NZ,2U,3E,BR,KO,SI
39	95701-06018-08	BOLT, FLANGE, 6X18	2	2	-	-----	2ED,2F,2NZ,2U,3E,BR,KO,SI
40	95701-08010-08	BOLT, FLANGE, 8X10	2	2	-	-----	2ED,2F,2NZ,2U,3E,BR,KO,SI
41	96001-06016-00	BOLT, FLANGE, 6X16	1	1	-	-----	2ED,2F,2NZ,2U,3E,BR,KO,SI
42	96001-06016-07	BOLT, FLANGE, 6X16	2	2	-	-----	2ED,2F,2NZ,2U,3E,BR,KO,SI



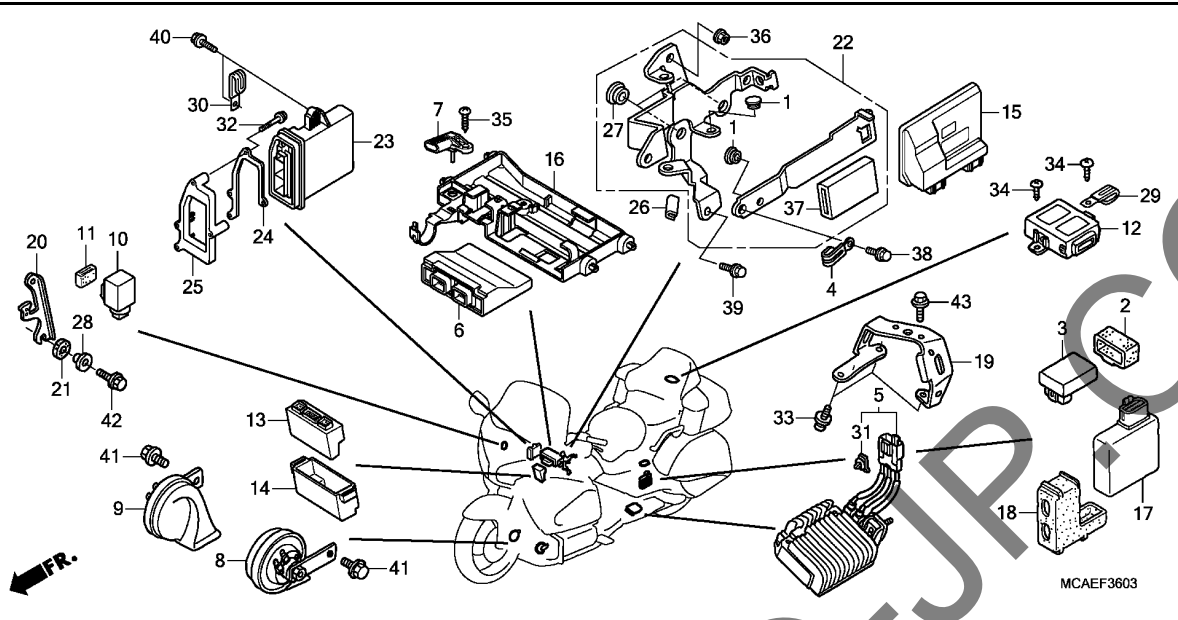
Ref. No.	L.O.N.	(Relative ref. Number) Description	F.R.T.
2	2101B9	REGULATOR, REVERSE	1.1
3	612150	RESISTOR, REVERSE	0.5
4	618105	CONTROLLER, AUTO CRUISE	1.8
5	6171B8	SENSOR, BARO	1.7
6	616169	HORN	0.5
	616169A	.Replace 1 horn add	0.2
8	6111C3	RELAY, WINKER	0.6
	6111C3B	.With navigation add	0.8
10	6181A2	CONTROL UNIT, TRUNK LOCK & OPEN	0.4
11	618196	CONTROL UNIT, ABS	2.5
13	618135	ENGINE CONTROL MODULE(ECM) ...	1.1
15	6181B5	CONTROL UNIT, SEAT HEATER	1.1
20	4111AM	STAY, SHELTER CASE	1.4

3

Ref. No.	Part No.	Description	Reqd. QTY			Serial No.	Parts catalogue code
			GL1800	A	C		
1	30401-MCA-000	CUSHION, REVERSE REGULATOR ..	-	-	1	-----	E,ED,F,U
2	31710-MCA-S41	REGULATOR COMP., REVERSE	-	-	1	-----	E,ED,F,U
3	36280-MCA-A61	RESISTOR ASSY., REVERSE	-	-	1	-----	E,ED,F,U
4	36700-MCA-S41	CONTROLLER, AUTO CRUISE	-	-	1	-----	E,ED,F,U
5	37830-MEL-003	SENSOR ASSY., MAP	-	-	1	-----	E,ED,F,U
6	38110-MCA-003	HORN ASSY.(HIGH)	-	-	1	-----	E,ED,F,U
7	38120-MCA-003	HORN ASSY.(LOW)	-	-	1	-----	E,ED,F,U
8	38301-KTF-671	RELAY COMP., WINKER	-	-	1	-----	E,ED,F,U
9	38306-KK4-000	SUSPENSION, WINKER RELAY (MITSUBA)	-	-	1	-----	E,ED,F,U
10	38380-MCA-307	CONTROL UNIT, TRUNK LOCK & OPEN	-	-	1	-----	E,ED,F,U
11	38600-MCA-A71	ABS CONTROL UNIT	-	-	1	-----	E,ED,F,U
12	38605-MCA-A80	CUSHION, ABS CONTROL UNIT	-	-	1	-----	E,ED,F,U
13	38770-MCA-D62	PGM-FI UNIT	-	-	1	-----	E,ED,U
	38770-MCA-F62	-	-	1	-----	F
14	38775-MCA-S40	TRAY, AUTO CRUISE UNIT	-	-	1	-----	E,ED,F,U
15	39305-MCA-S41	HEATER UNIT, SEAT	-	-	1	-----	E,ED,F,U
16	39310-MCA-A71	CUSHION, SEAT HEATER UNIT ...	-	-	1	-----	E,ED,F,U
17	50331-MCA-S40	STAY, REVERSE RESISTOR	-	-	1	-----	E,ED,F,U
18	64513-MCA-A60	PLATE, UPPER STAY	-	-	1	-----	E,ED,F,U
19	77218-GB2-720	RUBBER, SEAT HINGE	-	-	1	-----	E,ED,F,U
20	83120-MCA-S40	STAY, SHELTER CASE	-	-	1	-----	E,ED,F,U
21	90106-MM9-000	BOLT, FR. FENDER FIXING	-	-	4	-----	E,ED,F,U
22	90344-GM9-000	NUT, CLIP, 6MM	-	-	2	-----	E,ED,F,U



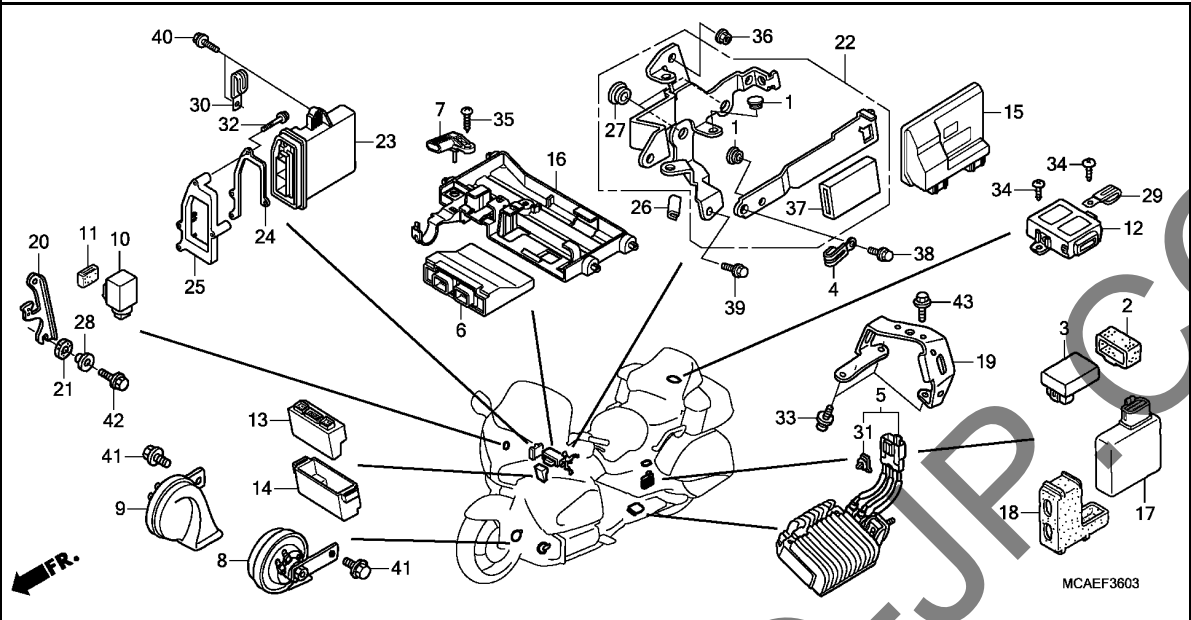
Ref. No.	Part No.	Description	Reqd. QTY			Serial No.	Parts catalogue code
			GL1800	A	C		
23	90512-MBY-000	WASHER, 6X20	-	-	1	-----	E,ED,F,U
24	90630-751-000	CLIP, PURSE LOCK	-	-	1	-----	E,ED,F,U
25	90651-KV6-003	BAND, WIRE, 165MM(BLACK)	-	-	1	-----	E,ED,F,U
26	90672-SAO-003	STRAP, CABLE, 118MM(BLACK)	-	-	1	-----	E,ED,F,U
27	91411-679-000	CLIP	-	-	1	-----	E,ED,F,U
28	91556-SP0-003	CLIP, COUPLER(BROWN)	-	-	1	-----	E,ED,F,U
29	93892-05008-08	SCREW-WASHER, 5X8	-	-	3	-----	E,ED,F,U
30	93903-25280	SCREW, TAPPING, 5X12	-	-	2	-----	E,ED,F,U
31	93903-25480	SCREW, TAPPING, 5X20	-	-	2	-----	E,ED,F,U
32	95012-13001	BAND B2, BATTERY	-	-	1	-----	E,ED,F,U
33	95701-08016-08	BOLT, FLANGE, 8X16	-	-	2	-----	E,ED,F,U
34	96001-06016-00	BOLT, FLANGE, 6X16	-	-	1	-----	E,ED,F,U
35	96001-06016-07	BOLT, FLANGE, 6X16	-	-	2	-----	E,ED,F,U



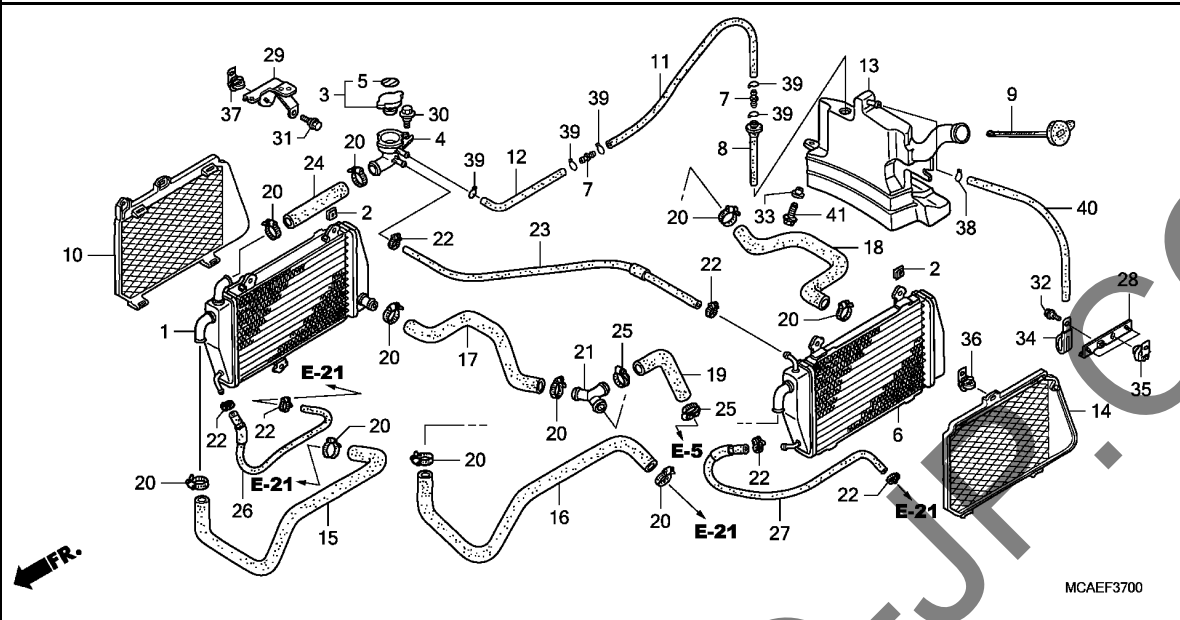
Ref. No.	L.O.N.	(Relative ref. Number) Description	F.R.T.
3	2101B9	REGULATOR, REVERSE	1.1
5	612150	RESISTOR, REVERSE	0.5
6	618105	CONTROLLER, AUTO CRUISE	1.8
7	6171B8	SENSOR, BARO	1.7
8	(9)	HORN	0.5
	616169	Replace 1 horn add	0.2
10	6111C3	RELAY, WINKER	0.6
	6111C3B	.With navigation add	0.8
12	6181A2	CONTROL UNIT, TRUNK LOCK & OPEN	0.4
13	6181C1	CONTROL UNIT, ABS(A)	2.6
15	618135	ENGINE CONTROL MODULE(ECM) ...	1.1
17	6181B5	CONTROL UNIT, SEAT HEATER	1.1
22	6181A3	STAY, ENGINE CONTROL MODULE ..	1.0
23	6181B6	CONTROL UNIT, AIRBAG	1.3

Ref. No.	Part No.	Description	Reqd. QTY			Serial No.	Parts catalogue code
			GL1800	A	C		
1	16712-MN5-000	RUBBER, FUEL PUMP STOPPER ...	-	-	7	2ED,2F,2U,3E,KO,SI	
2	30401-MCA-000	CUSHION, REVERSE REGULATOR ...	-	-	1	2ED,2F,2U,3E,KO,SI	
3	31710-MCA-S41	REGULATOR COMP., REVERSE	-	-	1	2ED,2F,2U,3E,KO,SI	
4	32170-KR5-000	CLIP, WIRE HARNESS	-	-	1	2ED,2F,2U,3E,KO,SI	
5	36280-MCA-A61	RESISTOR ASSY., REVERSE	-	-	1	2ED,2F,2U,3E,KO,SI	
6	36700-MCA-S41	CONTROLLER, AUTO CRUISE	-	-	1	2ED,2F,2U,3E,KO,SI	
7	37830-MEL-003	SENSOR ASSY., MAP	-	-	1	2ED,2F,2U,3E,KO,SI	
8	38110-MCA-003	HORN ASSY.(HIGH)	-	-	1	2ED,2F,2U,3E,KO,SI	
9	38120-MCA-003	HORN ASSY.(LOW)	-	-	1	2ED,2F,2U,3E,KO,SI	
10	38301-KTF-671	RELAY COMP., WINKER	-	-	1	2ED,2F,2U,3E,KO,SI	
11	38306-KK4-000	SUSPENSION, WINKER RELAY (MITSUBA)	-	-	1	2ED,2F,2U,3E,KO,SI	
12	38380-MCA-307	CONTROL UNIT, TRUNK LOCK & OPEN	-	-	1	2ED,2F,2U,3E,KO,SI	
13	38600-MCA-A71	ABS CONTROL UNIT	-	-	1	2ED,2F,2U,3E,KO,SI	
14	38605-MCA-A80	CUSHION, ABS CONTROL UNIT	-	-	1	2ED,2F,2U,3E,KO,SI	
15	38770-MCA-D62	PGM-FI UNIT	-	-	1	2ED,2U,3E,SI	
	38770-MCA-F62	-	-	1	2F	
	38770-MCA-J62	-	-	1	KO	
16	38775-MCA-S40	TRAY, AUTO CRUISE UNIT	-	-	1	2ED,2F,2U,3E,KO,SI	
17	39305-MCA-S41	HEATER UNIT, SEAT	-	-	1	2ED,2F,2U,3E,KO,SI	
18	39310-MCA-A71	CUSHION, SEAT HEATER UNIT	-	-	1	2ED,2F,2U,3E,KO,SI	
19	50331-MCA-S40	STAY, REVERSE RESISTOR	-	-	1	2ED,2F,2U,3E,KO,SI	
20	64513-MCA-A60	PLATE, UPPER STAY	-	-	1	2ED,2F,2U,3E,KO,SI	
21	77218-GB2-720	RUBBER, SEAT HINGE	-	-	1	2ED,2F,2U,3E,KO,SI	

3



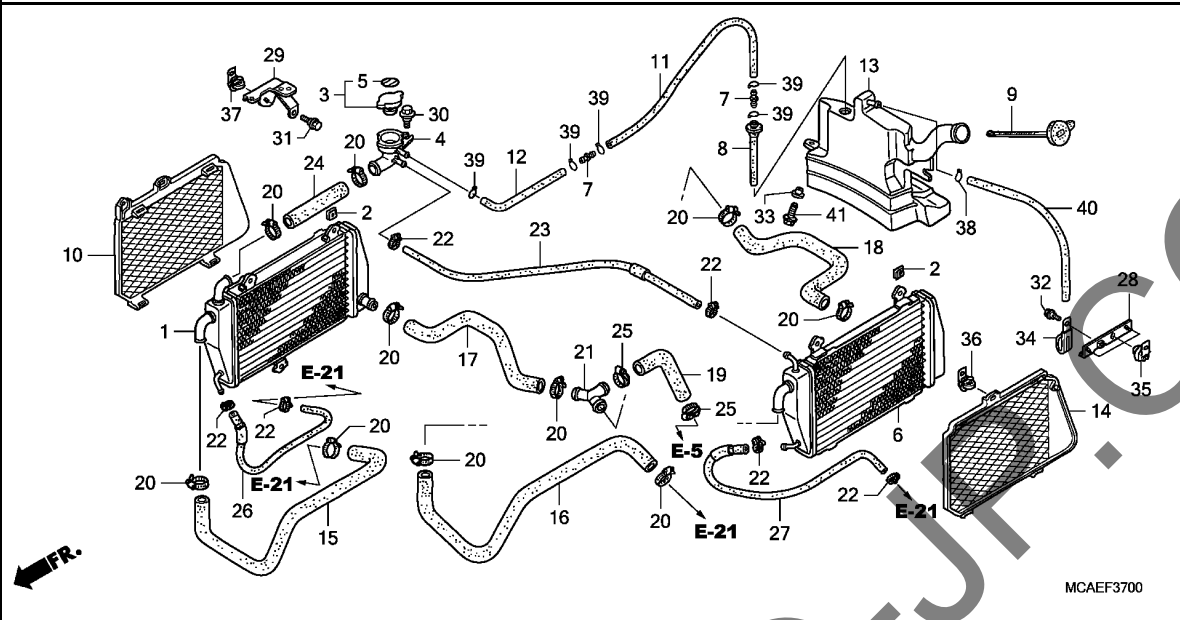
Ref. No.	Part No.	Description	Reqd. QTY		Serial No.	Parts catalogue code
			GL1800	C		
			9	A		
22	77835-MCA-A80	STAY ASSY., RETAINER	-	-	1	2ED,2F,2U,3E,KO,SI
23	77960-MCA-G21	AIRBAG UNIT(KEIHIN)	-	-	1	2ED,2F,2U,3E
	77960-MCA-881	-	-	1	KO,SI
24	77961-MCA-A80	HOLDER A, CONNECTOR COVER	-	-	1	2ED,2F,2U,3E,KO,SI
25	77962-MCA-A80	HOLDER B, CONNECTOR COVER	-	-	1	2ED,2F,2U,3E,KO,SI
26	81215-MZ0-700	SEAL, SADDLEBAG	-	-	1	2ED,2F,2U,3E,KO,SI
27	83551-376-000	GROMMET, SIDE COVER	-	-	2	2ED,2F,2U,3E,KO,SI
28	90512-MBY-000	WASHER, 6X20	-	-	1	2ED,2F,2U,3E,KO,SI
29	91411-679-000	CLIP	-	-	1	2ED,2F,2U,3E,KO,SI
30	91413-679-000	CLIP, 2X70	-	-	1	2ED,2F,2U,3E,KO,SI
31	91556-SP0-003	CLIP, COUPLER(BROWN)	-	-	1	2ED,2F,2U,3E,KO,SI
32	93500-04025-0A	SCREW, PAN, 4X25	-	-	4	2ED,2F,2U,3E,KO,SI
33	93892-05008-08	SCREW-WASHER, 5X8	-	-	3	2ED,2F,2U,3E,KO,SI
34	93903-25280	SCREW, TAPPING, 5X12	-	-	2	2ED,2F,2U,3E,KO,SI
35	93903-25480	SCREW, TAPPING, 5X20	-	-	1	2ED,2F,2U,3E,KO,SI
36	94050-06080	NUT, FLANGE, 6MM	-	-	1	2ED,2F,2U,3E,KO,SI
37	95005-14050-30	TUBE, 14X50(95005-14001-30M)	-	-	1	2ED,2F,2U,3E,KO,SI
38	95701-06012-00	BOLT, FLANGE, 6X12	-	-	1	2ED,2F,2U,3E,KO,SI
39	95701-06016-00	BOLT, FLANGE, 6X16	-	-	1	2ED,2F,2U,3E,KO,SI
40	95701-06018-08	BOLT, FLANGE, 6X18	-	-	2	2ED,2F,2U,3E,KO,SI
41	95701-08016-08	BOLT, FLANGE, 8X16	-	-	2	2ED,2F,2U,3E,KO,SI
42	96001-06016-00	BOLT, FLANGE, 6X16	-	-	1	2ED,2F,2U,3E,KO,SI
43	96001-06016-07	BOLT, FLANGE, 6X16	-	-	2	2ED,2F,2U,3E,KO,SI



Ref. No.	L.O.N.	(Relative ref. Number) Description	F.R.T.
1	115102	RADIATOR :RIGHT	1.9
	115102C	.With navigation add	0.7
3	1151B8	CAP, RADIATOR	0.3
4	1151D4	NECK, FILLER	0.6
	1151D4B	.With airbag add	0.1
6	115101	RADIATOR :LEFT	1.9
	115101C	.With navigation add	0.7
	1151A2	RADIATOR :BOTH	2.2
	1151A2C	.With navigation add	0.7
10	1151B3	GRILLE, RADIATOR :RIGHT	1.4
	1151B3A	.With navigation add	0.7
13	115110	TANK, RADIATOR RESERVE	0.3
14	1151B2	GRILLE, RADIATOR :LEFT	1.4
	1151B2A	.With navigation add	0.7
	1151G3	GRILLE, RADIATOR :BOTH	1.4
	1151G3A	.With navigation add	0.7
15	1151C7	HOSE, RADIATOR :RIGHT FRONT	3.6
	1151C7A	.With airbag add	0.3
16	1151C6	HOSE, RADIATOR :LEFT FRONT	3.6
	1151C6A	.With airbag add	0.3
	1151L1	HOSE, RADIATOR :BOTH FRONT	3.8
	1151L1A	.With airbag add	0.3
17	1151D0	HOSE, RADIATOR :RIGHT REAR	1.7
	1151D0A	.With airbag add	0.3
+18	1151C9	HOSE, RADIATOR :LEFT REAR	1.7

Ref. No.	Part No.	Description	Reqd. QTY			Serial No.	Parts catalogue code
			GL1800	A	C		
1	19010-MCA-A61	RADIATOR COMP., R.	1	1	-		
2	19014-KEA-003	NUT, SETTING	6	6	-		
3	19037-MCA-B31	CAP COMP., RADIATOR	1	1	-		BR
	19037-MCJ-K00		1	1	-		KO
	19037-GEE-710		1	-	-		2ED,2F,2NZ,2U,3E,E,ED,F,SI,U
	19037-MCA-G61		1	-	-		2ED,2F,2NZ,2U,3E,E,ED,F,U
	19037-GEE-710		1	-	-		SI
4	19039-MCA-A61	NECK, FILLER	1	1	-		
5	19055-MCA-B31	SEAL, RADIATOR CAP(PORTUGUESE)	1	1	-		BR
	19055-MBR-870	SEAL, RADIATOR CAP(KOREAN)	1	1	-		KO
	19046-PAA-A00	LABEL, RADIATOR CAP	1	-	-		2ED,2F,2NZ,2U,3E,E,ED,F,SI,U
	19046-MCA-G61		1	-	-		2ED,2F,2NZ,2U,3E,E,ED,F,U
	19046-PAA-A00		1	-	-		SI
6	19060-MCA-A61	RADIATOR COMP., L.	1	1	-		
7	19102-KT8-000	JOINT, TUBE	2	2	-		
8	19102-ML7-701	TUBE, LEVEL	1	1	-		
9	19104-MCA-000	CAP ASSY., RESERVE TANK	1	1	-		
10	19105-MCA-A60	GRILLE, R. RADIATOR	1	1	-		
11	19106-MCA-000	TUBE A, RESERVE TANK	1	1	-		
12	19107-MCA-A60	TUBE B, RESERVE TANK	1	1	-		
13	19110-MCA-000	TANK ASSY., RESERVE	1	1	-		
14	19205-MCA-A60	GRILLE, L. RADIATOR	1	1	-		
15	19501-MCA-A60	HOSE, R. FR. RADIATOR	1	1	-		
16	19502-MCA-A60	HOSE, L. FR. RADIATOR	1	1	-		
17	19503-MCA-A60	HOSE, R. RR. RADIATOR	1	1	-		
18	19504-MCA-A60	HOSE, L. RR. RADIATOR	1	1	-		

3



Ref. No.	L.O.N.	(Relative ref. Number) Description	F.R.T.
+18	1151C9A	.With airbag add	0.3
19	1151C8	HOSE, RADIATOR :REAR	1.7
	1151C8A	.With airbag add	0.3
23	1151D7	HOSE, BREATHER	1.4
	1151D7C	.With navigation add	0.7
24	1151D8	HOSE, CAP JOINT	1.2
	1151D8B	.With airbag add	0.1
26	1151D2	HOSE, RADIATOR DRAIN :RIGHT ..	3.6
	1151D2A	.With airbag add	0.3
27	1151D1	HOSE, RADIATOR DRAIN :LEFT ..	3.6
	1151D1A	.With airbag add	0.3
	1151L0	HOSE, RADIATOR DRAIN :BOTH ..	3.8
	1151L0A	.With airbag add	0.3

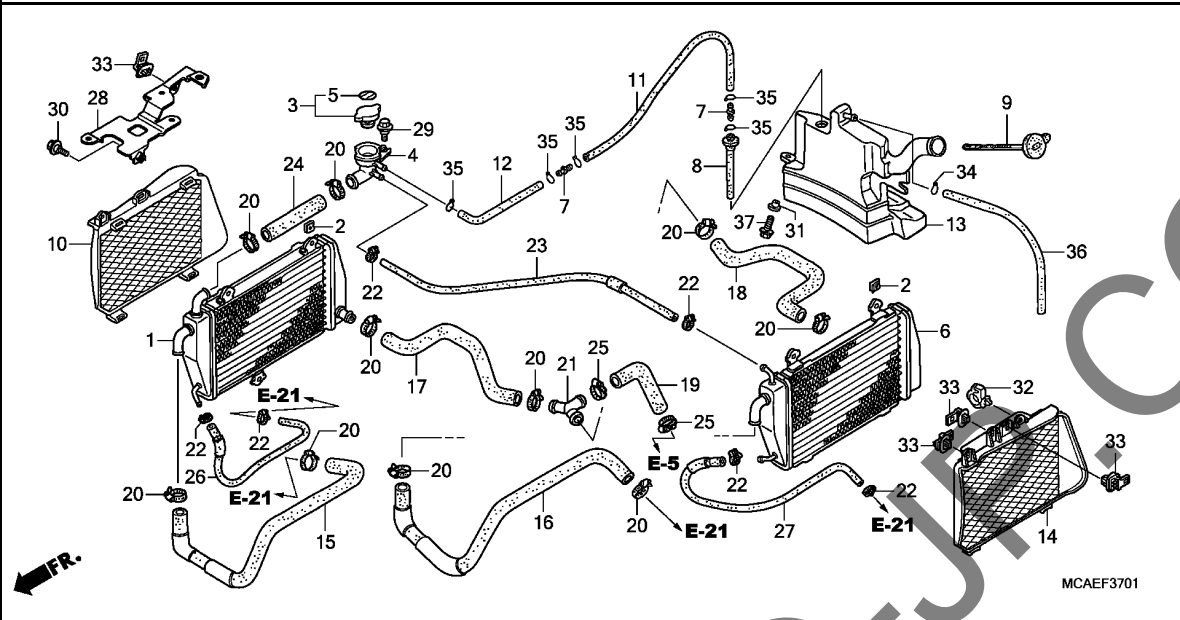
Ref. No.	Part No.	Description	Reqd. QTY			Serial No.	Parts catalogue code
			GL1800	A	C		
19	19505-MCA-000	HOSE, RR. RADIATOR	1	1	-		
20	19505-ML3-770	CLAMPER, WATER HOSE	10	10	-		
21	19506-MCA-000	JOINT, THREE WAY	1	1	-		
22	19507-MAL-600	CLAMP, WATER HOSE	6	6	-		
23	19508-MCA-A60	HOSE, BREATHER	1	1	-		
24	19509-MCA-A60	HOSE, CAP JOINT	1	1	-		
25	19509-MM5-003	CLAMPER, RADIATOR HOSE	2	2	-		
26	19520-MCA-A60	HOSE, R. DRAIN	1	1	-		
27	19525-MCA-A60	HOSE, L. DRAIN	1	1	-		
28	32175-MCA-A80	STAY, COUPLER CLIP	1	1	-	2ED,2F,2NZ,2U,3E,BR,KO,SI	
29	83155-MCA-A81	STAY, ACTUATOR	1	1	-	2ED,2F,2NZ,2U,3E,BR,KO,SI	
30	90113-MAS-E00	BOLT, FLANGE, 6MM	1	1	-	2ED,2F,2NZ,2U,3E,BR,KO,SI	
	90111-187-000	1	1	-	E,ED,F,U	
31	90113-MAS-E00	BOLT, FLANGE, 6MM	1	1	-	2ED,2F,2NZ,2U,3E,BR,KO,SI	
32	90120-MCA-A80	BOLT, FLANGE, 5X10	1	1	-	2ED,2F,2NZ,2U,3E,BR,KO,SI	
33	90522-028-000	WASHER, CHAIN CASE SETTING ..	1	1	-		
34	91413-679-000	CLIP, 2X70	1	1	-	2ED,2F,2NZ,2U,3E,BR,KO,SI	
35	91565-SEL-003	CLIP, COUPLER(BLACK)	3	3	-	2ED,2F,2NZ,2U,3E,BR,KO,SI	
36	91565-SEL-003	CLIP, COUPLER(BLACK)	1	1	-	E,ED,F,U	
37	91565-SEL-003	CLIP, COUPLER(BLACK)	1	1	-	2ED,2F,2NZ,2U,3E,SI	
38	95002-02100	CLIP, TUBE(B10)	1	1	-		
39	95002-02120	CLIP, TUBE(B12)	5	5	-		
40	95005-55300-10	TUBE, 5.3X300(95005-55001-10M)	1	1	-		
41	95701-06016-00	BOLT, FLANGE, 6X16	1	1	-		



F-37-1

RADIATOR(GL1800C)

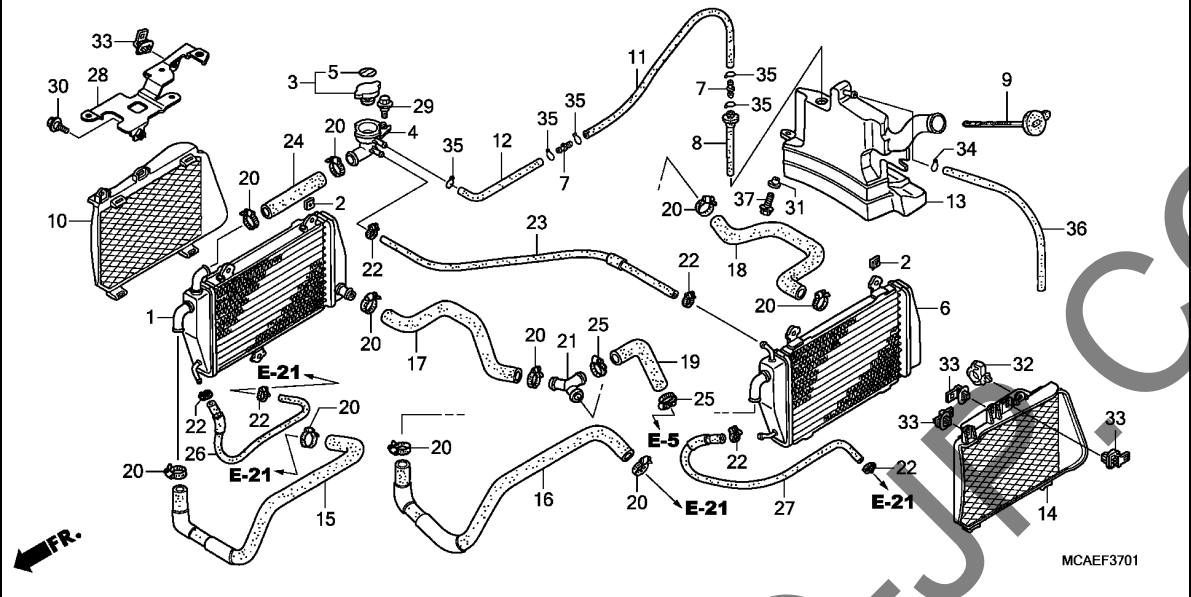
2-D16



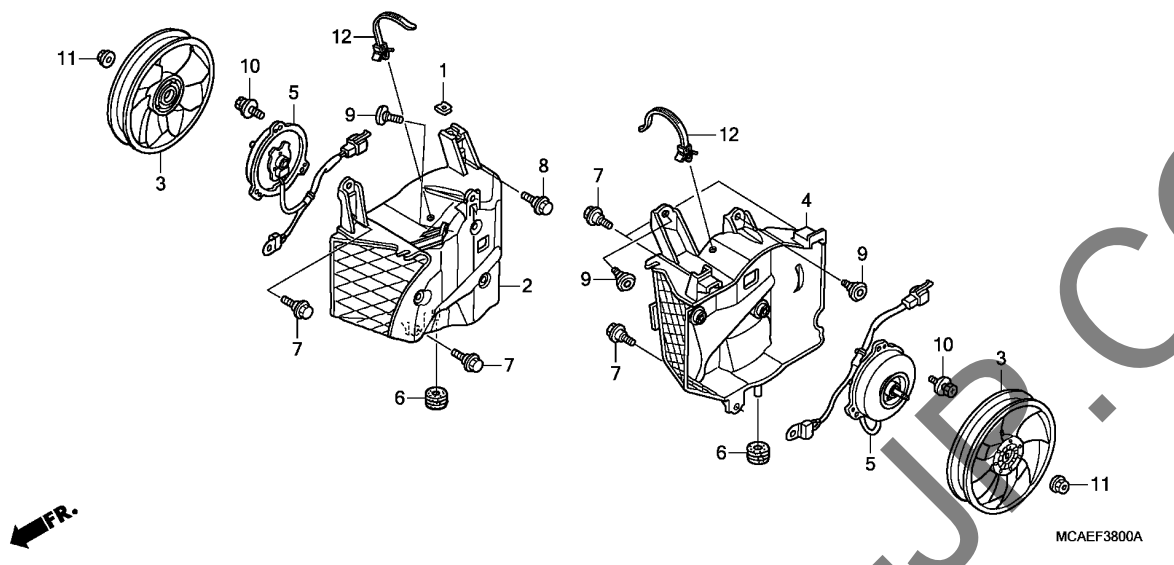
Ref. No.	L.O.N.	(Relative ref. Number) Description	F.R.T.
1	115102	RADIATOR :RIGHT	3.1
3	1151B8	CAP, RADIATOR	0.3
4	1151D4	NECK, FILLER	1.4
6	115101	RADIATOR :LEFT	3.1
	1151A2	RADIATOR :BOTH	3.4
10	1151B3	GRILLE, RADIATOR :RIGHT	2.6
13	115110	TANK, RADIATOR RESERVE	0.3
14	1151B2	GRILLE, RADIATOR :LEFT	2.6
	1151G3	GRILLE, RADIATOR :BOTH	2.6
15	1151C7	HOSE, RADIATOR :RIGHT FRONT	4.1
16	1151C6	HOSE, RADIATOR :LEFT FRONT	4.1
	1151L1	HOSE, RADIATOR :BOTH FRONT	4.3
17	1151D0	HOSE, RADIATOR :RIGHT REAR	2.2
18	1151C9	HOSE, RADIATOR :LEFT REAR	2.2
19	1151C8	HOSE, RADIATOR :REAR	2.2
23	1151D7	HOSE, BREATHER	2.6
24	1151D8	HOSE, CAP JOINT	1.4
26	1151D2	HOSE, RADIATOR DRAIN :RIGHT	4.1
27	1151D1	HOSE, RADIATOR DRAIN :LEFT	4.1
	1151L0	HOSE, RADIATOR DRAIN :BOTH	4.3

Ref. No.	Part No.	Description	Reqd. QTY			Serial No.	Parts catalogue code
			GL1800	A	C		
1	19010-MCA-A61	RADIATOR COMP., R.	-	-	1		
2	19014-KEA-003	NUT, SETTING	-	-	6		
3	19037-MCA-G61	CAP COMP., RADIATOR	-	-	1	2ED,2F,2U,3E,E,ED,F,U	
	19037-MCJ-K00		-	-	1	KO	
	19037-GEE-710		-	-	1	SI	
4	19039-MCA-A61	NECK, FILLER	-	-	1		
5	19046-MCA-G61	LABEL, RADIATOR CAP	-	-	1	2ED,2F,2U,3E,E,ED,F,U	
	19055-MBR-870	SEAL, RADIATOR CAP(KOREAN)	-	-	1	KO	
	19046-PAA-A00	LABEL, RADIATOR CAP	-	-	1	SI	
6	19060-MCA-A61	RADIATOR COMP., L.	-	-	1		
7	19102-KT8-000	JOINT, TUBE	-	-	2		
8	19102-ML7-701	TUBE, LEVEL	-	-	1		
9	19104-MCA-000	CAP ASSY., RESERVE TANK	-	-	1		
10	19105-MCA-S40	GRILLE, R. RADIATOR	-	-	1		
11	19106-MCA-000	TUBE A, RESERVE TANK	-	-	1		
12	19107-MCA-A60	TUBE B, RESERVE TANK	-	-	1		
13	19110-MCA-000	TANK ASSY., RESERVE	-	-	1		
14	19205-MCA-S40	GRILLE, L. RADIATOR	-	-	1		
15	19501-MCA-S40	HOSE, R. FR. RADIATOR	-	-	1		
16	19502-MCA-S40	HOSE, L. FR. RADIATOR	-	-	1		
17	19503-MCA-A60	HOSE, R. RR. RADIATOR	-	-	1		
18	19504-MCA-A60	HOSE, L. RR. RADIATOR	-	-	1		
19	19505-MCA-000	HOSE, RR. RADIATOR	-	-	1		
20	19505-ML3-770	CLAMPER, WATER HOSE	-	-	10		
21	19506-MCA-000	JOINT, THREE WAY	-	-	1		

3



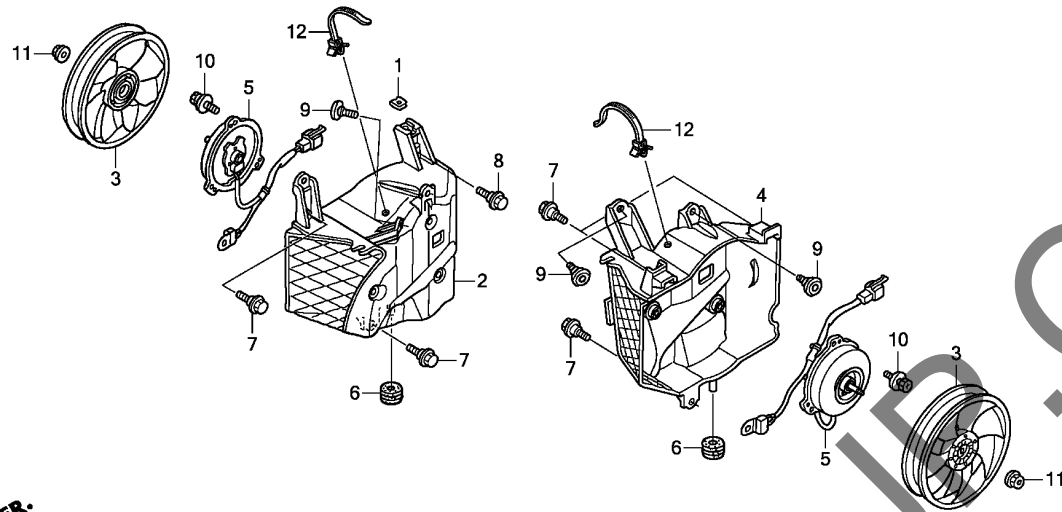
Ref. No.	Part No.	Description	Reqd. QTY			Serial No.	Parts catalogue code
			GL1800	A	C		
22	19507-MAL-600	CLAMP, WATER HOSE	-	-	6		
23	19508-MCA-A60	HOSE, BREATHER	-	-	1		
24	19509-MCA-A60	HOSE, CAP JOINT	-	-	1		
25	19509-MM5-003	CLAMPER, RADIATOR HOSE	-	-	2		
26	19520-MCA-A60	HOSE, R. DRAIN	-	-	1		
27	19525-MCA-A60	HOSE, L. DRAIN	-	-	1		
28	64262-MCA-B20	STAY, ACTUATOR	-	-	1		
29	90111-187-000	BOLT, FLANGE, 6MM	-	-	1		
30	90122-752-000	BOLT, SPECIAL, 6MM	-	-	1		
31	90522-028-000	WASHER, CHAIN CASE SETTING	-	-	1		
32	90652-HC4-003	CLAMP, HARNESS	-	-	1		
33	91565-SEL-003	CLIP, COUPLER (BLACK)	-	-	4	-----	2ED,2F,2U,3E,SI
			-	-	3	-----	E,ED,F,KO,U
34	95002-02100	CLIP, TUBE(B10)	-	-	1		
35	95002-02120	CLIP, TUBE(B12)	-	-	5		
36	95005-55300-10	TUBE, 5.3X300 (95005-55001-10M)	-	-	1		
37	95701-06016-00	BOLT, FLANGE, 6X16	-	-	1		



Ref. No.	L.O.N.	(Relative ref. Number) Description	F.R.T.
2	1151A0	SHROUD, RADIATOR :RIGHT	1.8
	1151A0C	.With navigation add	0.7
	1151L8	SHROUD, RADIATOR(A) :RIGHT	3.0
		.NOTE: '12- model	
3	1151H2	FAN, COOLING :LEFT	1.8
	1151H2C	.With navigation add	0.7
	1151M3	FAN, COOLING(A) :LEFT	3.0
		.NOTE: '12- model	
	1151H3	FAN, COOLING :RIGHT	1.8
	1151H3C	.With navigation add	0.7
	1151M4	FAN, COOLING(A) :RIGHT	3.0
		.NOTE: '12- model	
	1151H4	FAN, COOLING :BOTH	2.1
	1151H4C	.With navigation add	0.7
	1151M5	FAN, COOLING(A) :BOTH	3.3
		.NOTE: '12- model	
4	115126	SHROUD, RADIATOR :LEFT	1.8
	115126C	.With navigation add	0.7
	1151L7	SHROUD, RADIATOR(A) :LEFT	3.0
		.NOTE: '12- model	
	1151A5	SHROUD, RADIATOR :BOTH	2.1
	1151A5C	.With navigation add	0.7
	1151L9	SHROUD, RADIATOR(A) :BOTH	3.3
		.NOTE: '12- model	
+ 5	1151A8	MOTOR, FAN :LEFT	1.9

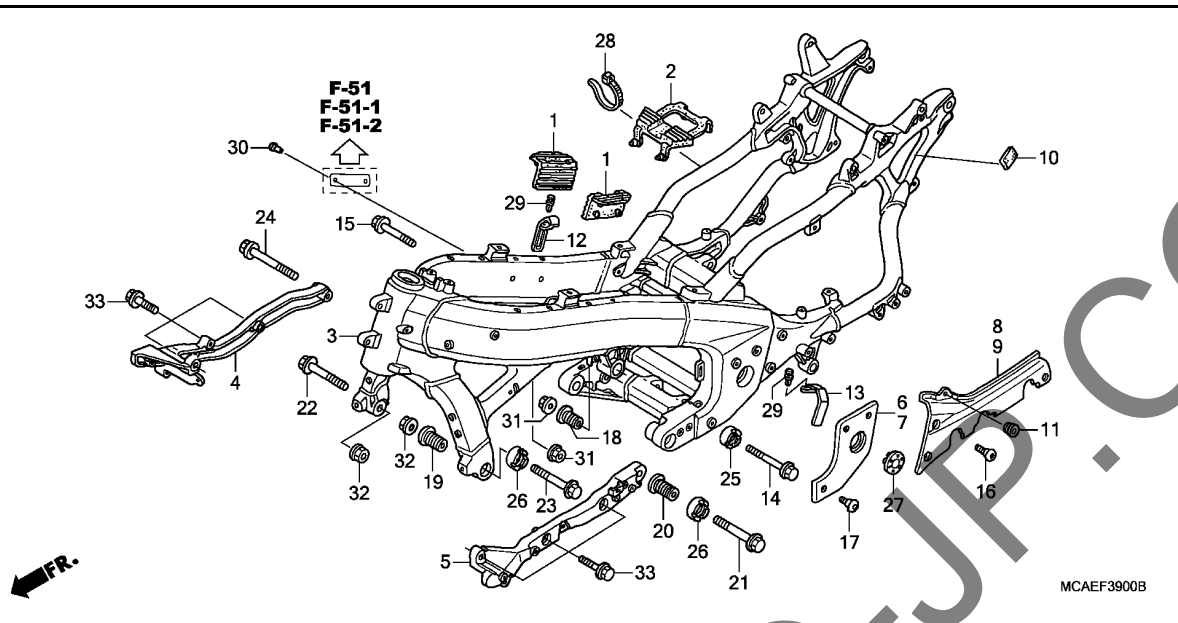
Ref. No.	Part No.	Description	Reqd. QTY			Serial No.	Parts catalogue code
			9	GL1800 A	C		
1	19014-KEA-003	NUT, SETTING	1	1	1		
2	19015-MCA-A80	AIR GUIDE, R. RADIATOR	1	1	1		
3	19020-HN2-003	FAN COMP., COOLING	2	2	2		
4	19025-MCA-A80	AIR GUIDE, L. RADIATOR	1	1	1		
5	19030-MCA-A61	MOTOR ASSY., FAN	2	2	2		
6	19051-KA4-000	RUBBER, RADIATOR MOUNTING	2	2	2		
7	90111-187-000	BOLT, FLANGE, 6MM	5	5	5		
8	90111-187-000	BOLT, FLANGE, 6MM	1	1	-		----- E,ED,F,U
			-	-	1		
9	90119-KV3-680	BOLT, TOOL BOX, 6X20	4	4	4		
10	90120-GHB-601	BOLT-WASHER, 6X12	6	6	6		
11	90315-MK3-003	NUT, SERRATE, 5MM	2	2	2		
12	90672-SAO-003	STRAP, CABLE, 118MM(BLACK)	-	-	2		

3



Ref. No.	L.O.N.	(Relative ref. Number) Description	F.R.T.
+ 5	1151A8C	.With navigation add	0.7
	1151M6	MOTOR, FAN(A) :LEFT	3.1
		.NOTE: '12- model	
	1151A9	MOTOR, FAN :RIGHT	1.9
	1151A9C	.With navigation add	0.7
	1151M7	MOTOR, FAN(A) :RIGHT	3.1
		.NOTE: '12- model	
	1151B0	MOTOR, FAN :BOTH	2.3
	1151B0C	.With navigation add	0.7
	1151M8	MOTOR, FAN(A) :BOTH	3.5
		.NOTE: '12- model	

YUMBO

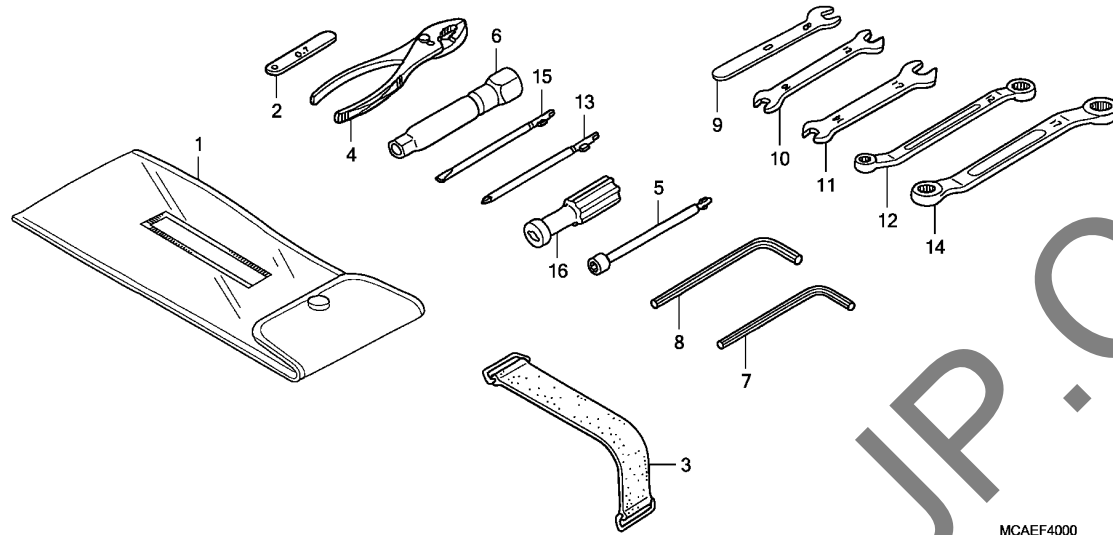


Ref. No.	L.O.N.	(Relative ref. Number) Description	F.R.T.
3	410100	BODY, FRAME -INCLUDES: Engine removal and installation	16.8
4	4101B3	BEAM, ENGINE SUPPORT :RIGHT ..	1.3
5	4101B2	BEAM, ENGINE SUPPORT :LEFT ...	1.3
	4101B4	BEAM, ENGINE SUPPORT :BOTH ...	1.6
6	4101C2	COVER, PIVOT PLATE :RIGHT	0.1
7	4101C1	COVER, PIVOT PLATE :LEFT	0.1
	4101M5	COVER, PIVOT PLATE :BOTH	0.1
8	4101D6	COVER, PILLION STEP HOLDER :RIGHT	0.1
9	4101D5	COVER, PILLION STEP HOLDER :LEFT	0.1
	4101M6	COVER, PILLION STEP HOLDER :BOTH	0.1

Ref. No.	Part No.	Description	Reqd. QTY			Serial No.	Parts catalogue code
			9	GL1800	C		
1	17611-MCA-000	CUSHION, FUEL TANK FR.	2	2	-	-	-
	17611-MCA-S40	-	-	2	-	-
2	17614-MCA-000	CUSHION, FUEL TANK CENTER ...	1	1	-	-	-
	17614-MCA-S40	-	-	1	-	-
3	50100-MCA-D50ZA	BODY COMP., FRAME	-	-	-	-	-
	NH456M	...IO SILVER METALLIC	1	1	-	2ED,2F,2NZ,2U,3E,SI	-
	50100-MCA-A80ZA	*NH456M*...IO SILVER METALLIC	1	1	-	BR,KO	-
	50100-MCA-D32ZD	*NH456M*...IO SILVER METALLIC	1	1	-	E,ED,F,U	-
	50100-MCA-B20ZA	*NH146M*	-	-	1	2ED,2F,2U,3E,E,ED,F,U	-
	50100-MCA-S40ZA	*NH146M*	-	-	1	KO,SI	-
		ACCURATE SILVER METALLIC	-	-	1	-	-
4	50351-MCA-000	BEAM, R. ENGINE SUPPORT	1	1	-	-	-
	50351-MCA-S40	-	-	1	-	-
5	50352-MCA-000	BEAM, L. ENGINE SUPPORT	1	1	-	-	-
	50352-MCA-S40	-	-	1	-	-
6	50410-MCA-000ZA	COVER, R. PIVOT PLATE	-	-	1	-	-
	NH248R248GRAY	1	1	1	-	-
7	50415-MCA-000ZA	COVER, L. PIVOT PLATE	-	-	1	-	-
	NH248R248GRAY	1	1	1	-	-
8	50740-MCA-000ZA	COVER, R. PILLION STEP HOLDER	-	-	1	-	-
	NH454M	1	1	-	-	-
	50740-MCA-000ZB	*NH146M*	-	-	1	-	-
		ACCURATE SILVER METALLIC	-	-	1	-	-
9	50741-MCA-000ZA	COVER, L. PILLION STEP HOLDER	-	-	1	-	-
	NH454M	1	1	-	-	-
		ECLIPSE SILVER METALLIC	1	1	-	-	-

3

Ref. No.	Part No.	Description	Reqd. QTY			Serial No.	Parts catalogue code
			9	GL1800 A	C		
(9)	50741-MCA-000ZB	COVER, L. PILLION STEP HOLDER *NH146M*					
		ACCURATE SILVER METALLIC	-	-	1		
10	81215-MZ0-700	SEAL, SADDLEBAG	1	1	1		
11	83501-MG7-000	GROMMET, SIDE COVER	2	2	2		
12	83613-MCA-000ZB	COVER, R. WELD BEAD *NH466M*					
	83613-MCA-S40ZA	PRESTO SILVER METALLIC *NH146M*	1	1	-		
		ACCURATE SILVER METALLIC	-	-	1		
13	83713-MCA-000ZB	COVER, L. WELD BEAD *NH466M*					
	83713-MCA-S40ZA	PRESTO SILVER METALLIC *NH146M*	1	1	-		
		ACCURATE SILVER METALLIC	-	-	1		
14	90101-KK6-000	BOLT, FLANGE, 10X85	1	1	1		
15	90101-MBB-000	BOLT, FLANGE, 10X62	1	1	1		
16	90106-MBY-000	SCREW, SPECIAL, 5X12	6	6	6		
17	90112-MBS-000	SCREW, PAN, 5X13	6	6	6		
18	90116-MCA-000	BOLT, ADJUSTING, (M20-43.5) ..	1	1	1		
19	90117-MCA-000	BOLT, ADJUSTING, (M22-47)	1	1	1		
20	90126-MCA-000	BOLT, ADJUSTING, (M22-40)	1	1	1		
21	90127-MCA-000	BOLT, FLANGE, 12X92	1	1	1		
22	90128-MCA-000	BOLT, FLANGE, 12X72	1	1	1		
23	90129-MCA-000	BOLT, FLANGE, 12X92	1	1	1		
24	90166-SZ3-000	BOLT, FLANGE, 12X84	1	1	1		
25	90201-MW0-000	NUT, LOCK, 20MM	1	1	1		
26	90310-MCA-000	NUT, LOCK	2	2	2		
27	90312-MCA-000	CAP, PIVOT	2	2	2		
28	90651-KV6-003	BAND, WIRE, 165MM(BLACK)	1	1	1		
29	90671-MCA-000	CLIP, PANEL FIXING	2	2	2		
30	90841-001-000	SCREW, RIVET, 1.8X5	2	2	2	----- 2ED,2F,3E,E,ED,F	
31	94050-10000	NUT, FLANGE, 10MM	2	2	2		
32	94050-12000	NUT, FLANGE, 12MM	2	2	2		
33	96300-10040-00	BOLT, FLANGE, 10X40	6	6	6		

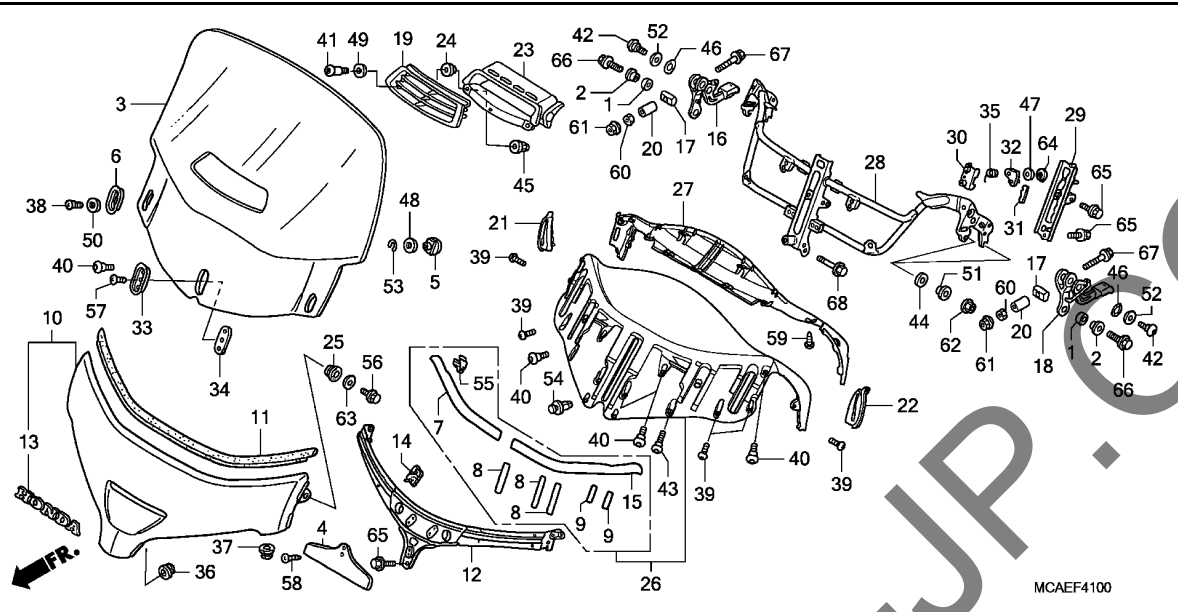


Ref. (Relative ref. Number)
No. L.O.N. Description F.R.T.

NO INFORMATION

MCAEF4000

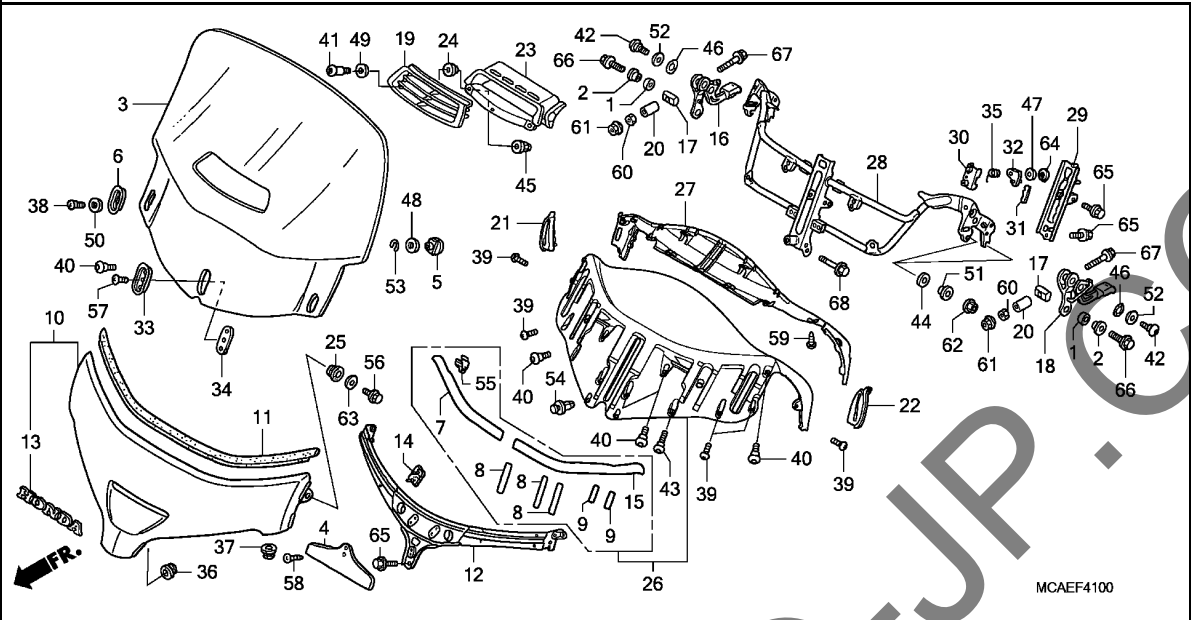
Ref. No.	Part No.	Description	Reqd. QTY			Serial No.	Parts catalogue code
			9	GL1800 A	C		
1	89101-300-010	BAG, TOOL	1	1	1		
2	89103-371-000	GAUGE, FEELER, 0.7MM	1	1	1		
3	89105-MCA-000	BAND, TOOL SETTING(183MM)	1	1	1		
4	89210-MN5-000	PLIERS, 150	1	1	1		
	99002-15000	-	-	1		
5	89211-MR7-000	WRENCH, BOX(8MM)	1	1	1		
	89211-KJ2-000	-	-	1		
6	89216-MCA-000	WRENCH, PLUG,(16)	1	1	-		
	89216-MY9-000	WRENCH, PLUG(16MM)	-	-	1		
7	89221-MJ4-000	WRENCH, HEX., 5MM	1	1	-		
	89221-429-000	-	-	1		
8	89221-422-000	WRENCH, HEX., 6MM	1	1	-		
	89221-371-000	-	-	1		
9	89224-KW9-000	SPANNER, 8MM	1	1	-		
	99001-08000	-	-	1		
10	89225-MN5-000	SPANNER, 10X12	1	1	-		
	99001-10120	-	-	1		
11	89226-MN5-000	SPANNER, 14X17	1	1	-		
	99001-14170	-	-	1		
12	89227-MN5-000	WRENCH, EYE, 10X12	1	1	-		
	89227-461-000	-	-	1		
13	89227-422-000	DRIVER 2, PLUS SCREW	1	1	-		
	99003-10000	DRIVER 1, PLUS SCREW(NO.2) ..	-	-	1		
14	89228-MN5-000	WRENCH, EYE, 14X17	1	1	-		
	89228-MR8-000	-	-	1		
15	89229-422-000	DRIVER 2, MINUS SCREW	1	1	-		
	99003-30000	DRIVER 3, MINUS SCREW(NO.2) ..	-	-	1		
16	99003-50000	GRIP, SCREW DRIVER	1	1	1		



Ref. No.	L.O.N.	(Relative ref. Number) Description	F.R.T.
3	411115	WINDSCREEN SET	0.4
10	4111M3	GARNISH, WINDSCREEN	0.3
12	4111A8	HOLDER, WINDSCREEN	0.3
16	4111K4	LINK, ADJUST :RIGHT	0.6
18	4111K3	LINK, ADJUST :LEFT	0.6
	4111K5	LINK, ADJUST :BOTH	0.7
23	812108	VISOR, FRESH AIR	0.1
26	812102	VISOR, METER	0.6
	812102A	.With navigation add	0.7
27	8121C2	VISOR, METER :UPPER	0.6
	8121C2A	.With navigation add	0.7
28	4111A9	STAY, WINDSCREEN	1.9
	4111A9B	.With navigation add	0.7
29	4111K6	HOLDER, ADJUSTER	1.5
	4111K6A	.With navigation add	0.7

Ref. No.	Part No.	Description	Reqd. QTY			Serial No.	Parts catalogue code
			GL1800	A	C		
1	50605-GZ4-670	COLLAR, STEP RUBBER SETTING ..	2	2	-		
2	61105-KM7-910	COLLAR, FR. FENDER	2	2	-		
3	64100-MCA-A21	WINDSCREEN	1	1	-		
4	64113-MCA-000	COVER, GARNISH	1	1	-		
5	64114-MCA-000	NUT, WINDSCREEN SETTING	2	2	-		
6	64116-MN5-000	PLATE, WIND SCREEN SETTING ..	2	2	-		
7	64117-MCA-300	TAPE A, R. SLIDE	1	1	-		
8	64118-MCA-300	TAPE B, SLIDE	6	6	-		
9	64119-MCA-300	TAPE C, SLIDE	4	4	-		
10	64120-MCA-A60ZN	GARNISH SET, SCREEN(WL)	1	-	-		
	NHA54M	PEWTER SILVER METALLIC	1	-	-		
	64120-MCA-A60ZP	*R287M*	1	-	-		
		BLOODSTONE RED METALLIC	1	-	-	2ED,2F,2NZ,2U,3E,E,ED,F,KO,SI,U	
	64120-MCA-A60ZM	*B205M*MONTEREY BLUE METALLIC	1	-	-	2ED,2F,3E,BR,E,ED,F,KO,SI	
	64120-MCA-A60ZQ	*B191M*COLUMBIA BLUE METALLIC	1	-	-	2NZ,2U,U	
	64120-MCA-A60ZR	*YR292M*	1	-	-	SI	
		MESQUITE BROWN METALLIC	1	-	-		
	64120-MCA-A60ZH	*NHA73M*	-	1	-		
		NEBULOUS BLACK METALLIC	-	1	-		
	64120-MCA-A60ZS	*Y130P*..PEARL HOT ROD YELLOW	-	1	-	2ED,2F,2NZ,2U,3E,E,ED,F,KO,SI,U	
	64120-MCA-A60ZT	*NH326P*..PEARL GLACIER WHITE	-	1	-	2ED,2F,2NZ,2U,3E,E,ED,F,KO,SI,U	
	64120-MCA-A60ZR	*YR292M*	-	1	-		
		MESQUITE BROWN METALLIC	-	1	-	2ED,2F,3E,BR,E,ED,F,SI	
	64120-MCA-A60ZL	*R325M*.CALIENTE RED METALLIC	-	1	-	2NZ,2U,KO,U	
11	64121-MCA-000	SEAL, WINDSCREEN	1	1	-		
12	64122-MCA-000	HOLDER, WINDSCREEN	1	1	-		

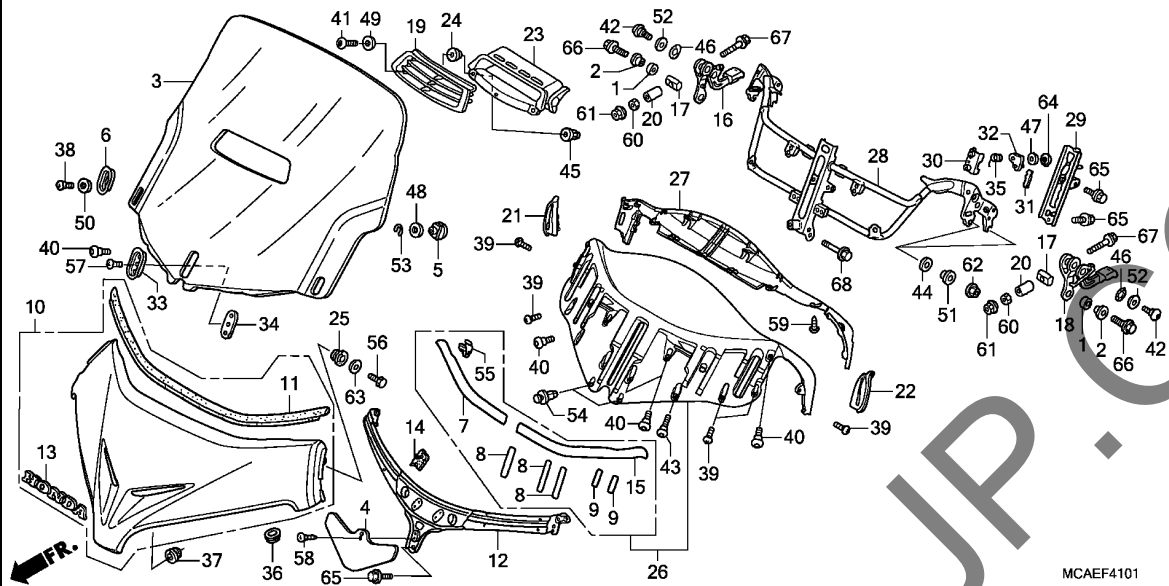




Ref. No.	Part No.	Description	Reqd. QTY			Serial No.	Parts catalogue code
			GL1800	A	C		
13	64125-MCA-A40	EMBLEM, FR.(HONDA)	1	1	-		
14	64127-MCA-010	RUBBER, SCREEN HOLDER	6	6	-		
15	64128-MCA-300	TAPE A, L. SLIDE	1	1	-		
16	64133-MCA-A60	LINK COMP., R. ADJUST	1	1	-		
17	64137-MCA-000	BRACKET, TENSIONER	2	2	-		
18	64143-MCA-A60	LINK COMP., L. ADJUSTING	1	1	-		
19	64150-MCA-A21	GRILLE, CENTER FRESH AIR	1	1	-		
20	64152-MCA-000	COLLAR, ADJUSTING LEVER	2	2	-		
21	64153-MCA-A60	RUBBER, R. ADJUSTING LEVER	1	1	-		
22	64163-MCA-A60	RUBBER, L. ADJUSTING LEVER	1	1	-		
23	64170-MCA-A22	VISOR ASSY., FRESH AIR	1	1	-		
24	64205-MCA-A21	GROMMET	2	2	-		
25	64246-MJ4-670	RUBBER, FAIRING MOUNTING	2	2	-		
26	64255-MCA-R30ZB	VISOR A, METER PANEL *NH105*...MAT BLACK (#15-#20)	1	1	-		
27	64265-MCA-A60ZA	VISOR B, METER PANEL *NH1*...BLACK	1	1	-		
28	64511-MCA-A60	STAY B, UPPER COWL	1	1	-		
29	64541-MCA-A60	HOLDER, ADJUSTER	1	1	-		
30	64542-MCA-010	BODY COMP., ADJUSTER	1	1	-		
31	64543-MCA-000	CAM B, ADJUSTER	1	1	-		
32	64544-MCA-000	CAM A, ADJUSTER	1	1	-		
33	64547-MCA-000	HOLDER A, SCREEN	1	1	-		
34	64548-MCA-000	HOLDER B, SCREEN	1	1	-		
35	64549-MCA-000	SPRING, HOLDER	1	1	-		

3

Ref. No.	Part No.	Description	Reqd. QTY			Serial No.	Parts catalogue code
			9	GL1800 A	C		
36	83551-GE2-000	GROMMET, AIR CLEANER CASE ...	2	2	-		
37	83601-MN5-000	GROMMET, SIDE COVER	2	2	-		
38	90103-HC4-770	SCREW, MUDGUARD	2	2	-		
39	90104-964-000	SCREW, 5X12	6	6	-		
40	90106-KY2-701	SCREW, PAN, 6X11	8	8	-		
41	90109-MBL-610	SCREW, PAN, 5X15.5	2	2	-		
42	90118-MCA-000	SCREW, PAN, 6X11	2	2	-		
43	90138-MCA-000	SCREW, PAN, 6X14	2	2	-		
44	90148-SAO-000	WASHER, BUMPER BOLT	4	4	-		
45	90167-SAO-980	NUT, FLANGE CAP, 5MM	2	2	-		
46	90435-422-000	WASHER, WAVE, 10MM	2	2	-		
47	90443-ZG3-000	WASHER, 10.1MM	1	1	-		
48	90476-703-000	WASHER	2	2	-		
49	90504-MCA-H50	WASHER, THRUST, 5MM	2	2	-		
50	90507-921-000	WASHER, NYLON, 8MM	2	2	-		
51	90512-300-000	WASHER, 6X20	4	4	-		
52	90589-VD6-901	WASHER, THRUST, 8.6X13X0.6 ..	2	2	-		
53	90601-473-003	E-RING, 8MM	2	2	-		
54	90657-SB0-003	CLIP, SPLASH SHIELD	2	2	-		
55	90666-S84-A01	CLIP, SNAP FITTING	2	2	-		
56	92301-06008-0A	BOLT, RECESSED, 6X8	2	2	-		
57	93500-06008-0A	SCREW, PAN, 6X8	1	1	-		
58	93903-24020	SCREW, TAPPING, 4X6	1	1	-		
59	93903-24380	SCREW, TAPPING, 4X12	5	5	-		
60	94002-06000-0S	NUT, HEX., 6MM	2	2	-		
61	94050-06000	NUT, FLANGE, 6MM	2	2	-		
62	94050-06080	NUT, FLANGE, 6MM	4	4	-		
63	94103-06000	WASHER, PLAIN, 6MM	2	2	-		
64	94510-10000	CIRCLIP, EXTERNAL, 10MM	1	1	-		
65	96001-06012-00	BOLT, FLANGE, 6X12	4	4	-		
66	96001-06016-00	BOLT, FLANGE, 6X16	2	2	-		
67	96001-06040-00	BOLT, FLANGE, 6X40	2	2	-		
68	96001-06045-00	BOLT, FLANGE, 6X45	1	1	-		



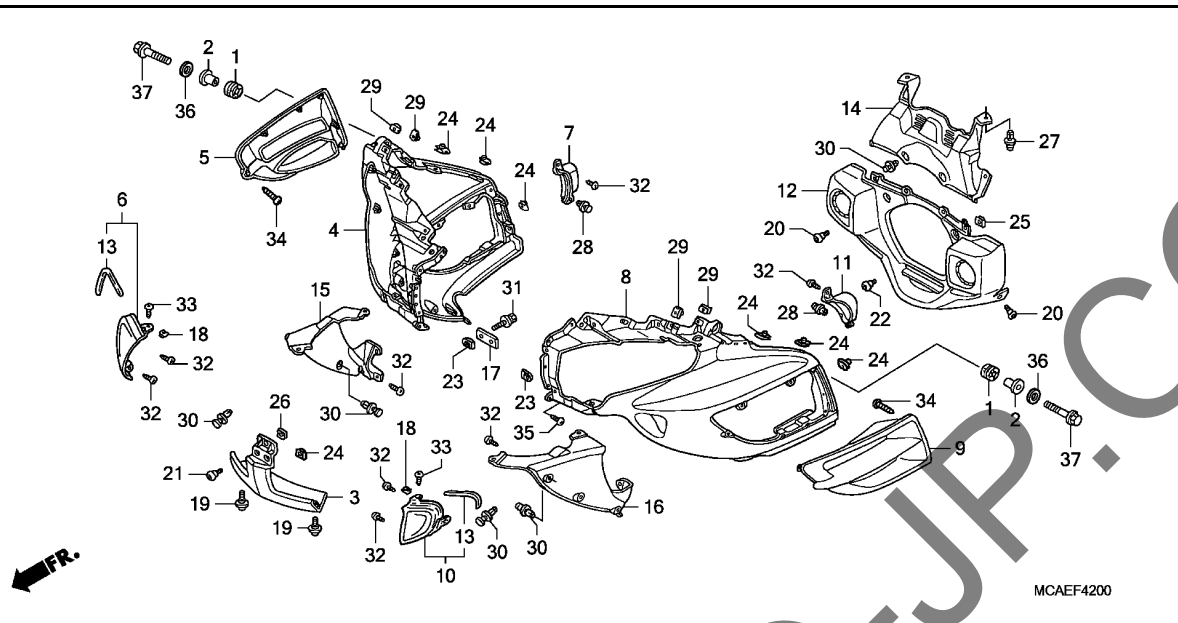
Ref. No.	L.O.N.	(Relative ref. Number) Description	F.R.T.
3	411115	WINDSCREEN SET	0.4
10	4111M3	GARNISH, WINDSCREEN	0.3
12	4111A8	HOLDER, WINDSCREEN	0.3
16	4111K4	LINK, ADJUST :RIGHT	0.6
18	4111K3	LINK, ADJUST :LEFT	0.6
	4111K5	LINK, ADJUST :BOTH	0.7
23	8121D8	VISOR, FRESH AIR	0.1
26	8121O2	VISOR, METER	0.6
	8121O2A	.With navigation add	0.8
27	8121C2	VISOR, METER :UPPER	0.6
	8121C2A	.With navigation add	0.8
28	4111A9	STAY, WINDSCREEN	3.1
29	4111K6	HOLDER, ADJUSTER	1.5
	4111K6A	.With navigation add	0.8

Ref. No.	Part No.	Description	Reqd. QTY			Serial No.	Parts catalogue code
			GL1800	A	C		
1	50605-GZ4-670	COLLAR, STEP RUBBER SETTING	-	-	2		
2	61105-KM7-910	COLLAR, FR. FENDER	-	-	2		
3	64100-MCA-S40	WINDSCREEN	-	-	1		
4	64113-MCA-S40	COVER, GARNISH	-	-	1		
5	64114-MCA-000	NUT, WINDSCREEN SETTING	-	-	2		
6	64116-MN5-000	PLATE, WIND SCREEN SETTING	-	-	2		
7	64117-MCA-300	TAPE A, R. SLIDE	-	-	1		
8	64118-MCA-300	TAPE B, SLIDE	-	-	6		
9	64119-MCA-300	TAPE C, SLIDE	-	-	4		
10	64120-MCA-S40ZB	GARNISH SET, SCREEN(WL) *NH801*.....GRAPHITE BLACK	-	-	1		
	64120-MCA-S40ZA	*B197M* GLINT WAVE BLUE METALLIC	-	-	1	-----	2ED,2F,2U,3E,U
	64120-MCA-S40ZC	*NH341P*..PEARL FADELESS WHITE	-	-	1	-----	2ED,2F,3E,E,ED,F,K0,SI
	64120-MCA-S40ZD	*R345C*....CANDY ALIZARIN RED	-	-	1	-----	2U,K0,SI,U
11	64121-MCA-000	SEAL, WINDSCREEN	-	-	1		
12	64122-MCA-000	HOLDER, WINDSCREEN	-	-	1		
13	64125-MCA-A40	EMBLEM, FR.(HONDA)	-	-	1		
14	64127-MCA-010	RUBBER, SCREEN HOLDER	-	-	6		
15	64128-MCA-300	TAPE A, L. SLIDE	-	-	1		
16	64133-MCA-A60	LINK COMP., R. ADJUST	-	-	1		
17	64137-MCA-000	BRACKET, TENSIONER	-	-	2		
18	64143-MCA-A60	LINK COMP., L. ADJUSTING	-	-	1		
19	64150-MCA-A21	GRILLE, CENTER FRESH AIR	-	-	1		
20	64152-MCA-000	COLLAR, ADJUSTING LEVER	-	-	2		

3

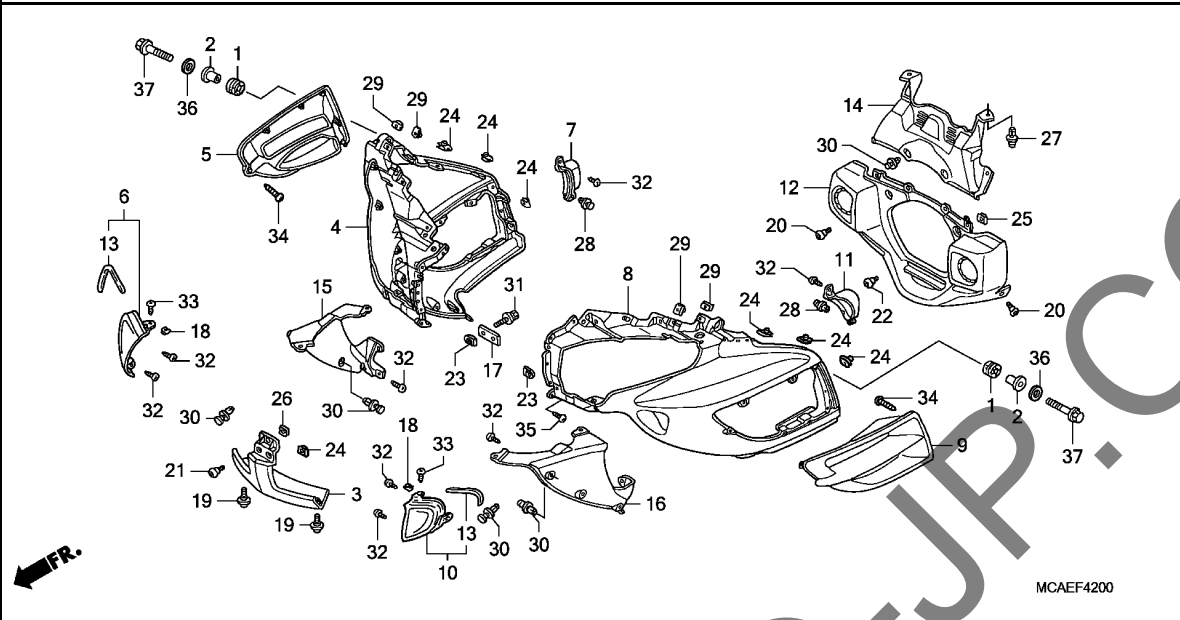
Ref. No.	Part No.	Description	Reqd. QTY			Serial No.	Parts catalogue code
			9	A	C		
21	64153-MCA-A60	RUBBER, R. ADJUSTING LEVER ..	-	-	1		
22	64163-MCA-A60	RUBBER, L. ADJUSTING LEVER ..	-	-	1		
23	64170-MCA-S40	VISOR ASSY., FRESH AIR	-	-	1		
24	64205-MCA-A21	GROMMET	-	-	2		
25	64246-MJ4-670	RUBBER, FAIRING MOUNTING	-	-	2		
26	64255-MCA-S40ZA	VISOR A, METER PANEL *NH105*...MAT BLACK (#15-#20)	-	-	1		
27	64265-MCA-A60ZA	VISOR B, METER PANEL *NH1*.....BLACK	-	-	1		
28	64511-MCA-A60	STAY B, UPPER COWL	-	-	1		
29	64541-MCA-A60	HOLDER, ADJUSTER	-	-	1		
30	64542-MCA-010	BODY COMP., ADJUSTER	-	-	1		
31	64543-MCA-000	CAM B, ADJUSTER	-	-	1		
32	64544-MCA-000	CAM A, ADJUSTER	-	-	1		
33	64547-MCA-000	HOLDER A, SCREEN	-	-	1		
34	64548-MCA-000	HOLDER B, SCREEN	-	-	1		
35	64549-MCA-000	SPRING, HOLDER	-	-	1		
36	83551-GE2-000	GROMMET, AIR CLEANER CASE ...	-	-	2		
37	83601-MN5-000	GROMMET, SIDE COVER	-	-	2		
38	90103-HC4-770	SCREW, MUDGUARD	-	-	2		
39	90104-964-000	SCREW, 5X12	-	-	6		
40	90106-KY2-701	SCREW, PAN, 6X11	-	-	8		
41	90109-MBL-610	SCREW, PAN, 5X15.5	-	-	2		
42	90118-MCA-000	SCREW, PAN, 6X11	-	-	2		
43	90138-MCA-000	SCREW, PAN, 6X14	-	-	2		
44	90148-SAO-000	WASHER, BUMPER BOLT	-	-	4		
45	90167-SAO-980	NUT, FLANGE CAP, 5MM	-	-	2		
46	90435-422-000	WASHER, WAVE, 10MM	-	-	2		
47	90443-ZG3-000	WASHER, 10.1MM	-	-	1		
48	90476-703-000	WASHER	-	-	2		
49	90504-MCA-H50	WASHER, THRUST, 5MM	-	-	2		
50	90507-921-000	WASHER, NYLON, 8MM	-	-	2		
51	90512-300-000	WASHER, 6X20	-	-	4		
52	90589-VD6-901	WASHER, THRUST, 8.6X13X0.6 ..	-	-	2		
53	90601-473-003	E-RING, 8MM	-	-	2		
54	90657-SB0-003	CLIP, SPLASH SHIELD	-	-	2		
55	90666-S84-A01	CLIP, SNAP FITTING	-	-	2		
56	92301-06008-0A	BOLT, RECESSED, 6X8	-	-	2		
57	93500-06008-0A	SCREW, PAN, 6X8	-	-	1		
58	93903-24020	SCREW, TAPPING, 4X6	-	-	1		
59	93903-24380	SCREW, TAPPING, 4X12	-	-	5		
60	94002-06000-0S	NUT, HEX., 6MM	-	-	2		
61	94050-06000	NUT, FLANGE, 6MM	-	-	2		
62	94050-06080	NUT, FLANGE, 6MM	-	-	4		
63	94103-06000	WASHER, PLAIN, 6MM	-	-	2		
64	94510-10000	CIRCLIP, EXTERNAL, 10MM	-	-	1		
65	96001-06012-00	BOLT, FLANGE, 6X12	-	-	4		
66	96001-06016-00	BOLT, FLANGE, 6X16	-	-	2		
67	96001-06040-00	BOLT, FLANGE, 6X40	-	-	2		
68	96001-06045-00	BOLT, FLANGE, 6X45	-	-	1		





Ref. No.	L.O.N.	(Relative ref. Number) Description	F.R.T.
3	4111B5	COWL :CENTER	0.4
4	4111D1	COWL, SIDE :RIGHT	1.8
	4111D1C	.With navigation add	0.7
5	4111E1	LOUVER, COWL SIDE :RIGHT	1.4
	4111E1C	.With navigation add	0.7
6	4111L1	DUCT, AIR :RIGHT	1.5
	4111L1C	.With navigation add	0.7
7	4111C8	DUCT, SIDE COWL :RIGHT	1.5
	4111C8C	.With navigation add	0.7
8	4111D0	COWL, SIDE :LEFT	1.8
	4111D0C	.With navigation add	0.7
	4111D2	COWL, SIDE :BOTH	2.1
	4111D2C	.With navigation add	0.7
9	411126	LOUVER, COWL SIDE :LEFT	1.4
	411126E	.With navigation add	0.7
	4111K8	LOUVER, COWL SIDE :BOTH	1.4
	4111K8C	.With navigation add	0.7
10	4111L0	DUCT, AIR :LEFT	1.5
	4111L0C	.With navigation add	0.7
	4111L2	DUCT, AIR :BOTH	1.6
	4111L2C	.With navigation add	0.7
11	4111C7	DUCT, SIDE COWL :LEFT	1.5
	4111C7C	.With navigation add	0.7
	4111C9	DUCT, SIDE COWL :BOTH	1.5
	4111C9C	.With navigation add	0.7

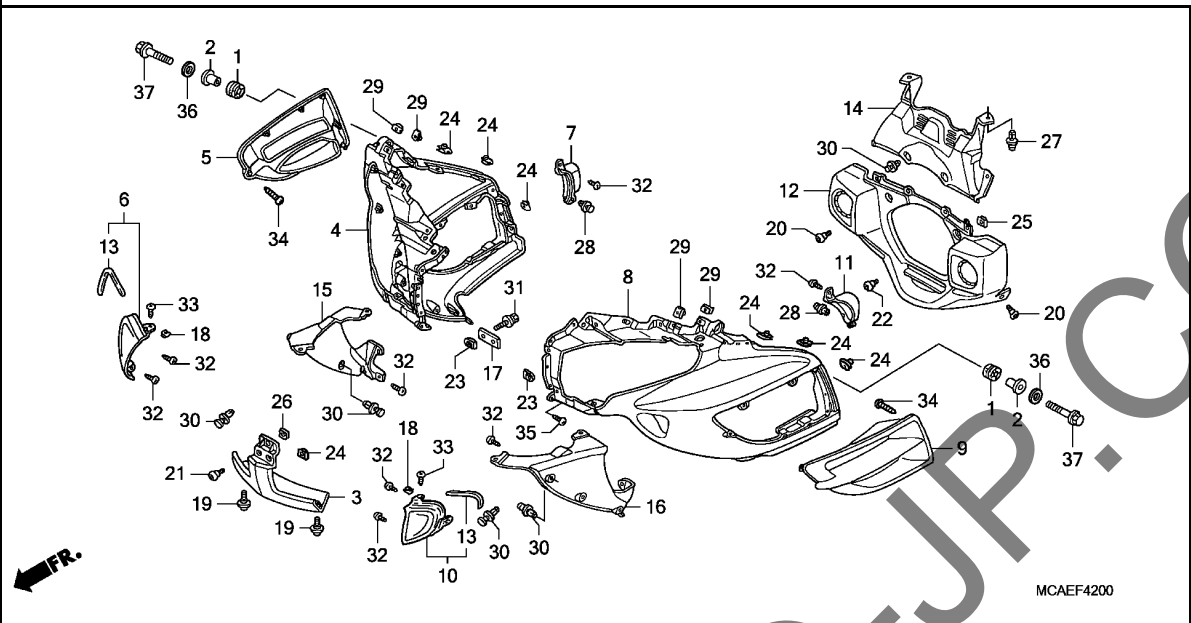
Ref. No.	Part No.	Description	Reqd. QTY			Serial No.	Parts catalogue code
			GL1800	A	C		
1	19051-KA3-830	RUBBER, RADIATOR MOUNTING ...	2	2	-		
2	61101-MN4-000	COLLAR, FR. FENDER SETTING ..	2	2	-		
3	64216-MCA-000YF	COWL, FR. CENTER	1	-	-		
		NHA54M					
	64216-MCA-000ZM	PEWTER SILVER METALLIC *R287M*	1	-	-		
		BLOODSTONE RED METALLIC	1	-	-	2ED,2F,2NZ,2U,3E,E,ED,F,KO,SI,U	
	64216-MCA-000YE	*B205M*MONTEREY BLUE METALLIC	1	-	-	2ED,2F,3E,BR,E,ED,F,KO,SI	
	64216-MCA-000YG	*B191M*COLUMBIA BLUE METALLIC	1	-	-	2NZ,2U,U	
	64216-MCA-000YH	*YR292M*	1	-	-		
		MESQUITE BROWN METALLIC	1	-	-	SI	
	64216-MCA-000ZY	*NHA73M*	-	1	-		
		NEBULOUS BLACK METALLIC	-	1	-		
	64216-MCA-000ZD	*Y130P*..PEARL HOT ROD YELLOW	-	1	-	2ED,2F,2NZ,2U,3E,E,ED,F,KO,SI,U	
	64216-MCA-000ZE	*NH326P*..PEARL GLACIER WHITE	-	1	-	2ED,2F,2NZ,2U,3E,E,ED,F,KO,SI,U	
	64216-MCA-000YH	*YR292M*	-	1	-		
		MESQUITE BROWN METALLIC	-	1	-	2ED,2F,3E,BR,E,ED,F,SI	
	64216-MCA-000YC	*R325M*.CALIENTE RED METALLIC	-	1	-	2NZ,2U,KO,U	
4	64282-MCA-010YF	COWL, R. SIDE	1	-	-		
		NHA54M					
		PEWTER SILVER METALLIC	1	-	-		
	64282-MCA-010ZM	*R287M*	1	-	-	2ED,2F,2NZ,2U,3E,E,ED,F,KO,SI,U	
		BLOODSTONE RED METALLIC	1	-	-	2ED,2F,3E,BR,E,ED,F,KO,SI	
	64282-MCA-010YE	*B205M*MONTEREY BLUE METALLIC	1	-	-	2NZ,2U,U	
	64282-MCA-010YG	*B191M*COLUMBIA BLUE METALLIC	1	-	-		
	64282-MCA-010YH	*YR292M*	1	-	-		
		MESQUITE BROWN METALLIC	1	-	-	SI	
	64282-MCA-010ZY	*NHA73M*	-	1	-		
		NEBULOUS BLACK METALLIC	-	1	-		



Ref. No.	L.O.N.	(Relative ref. Number) Description	F.R.T.
12	411110	COWL, LOWER :FRONT	0.3
14	411142	COWL, INNER :CENTER	0.2
15	411109	COWL, INNER :RIGHT	0.4
16	411108	COWL, INNER :LEFT	0.4
	411100	COWL, INNER :BOTH	0.4

Ref. No.	Part No.	Description	Reqd. QTY	Serial No.	Parts catalogue code
			GL1800 9 A C		
(4)	64282-MCA-010ZD	COWL, R. SIDE *Y130P*..PEARL HOT ROD YELLOW	1	-----	2ED,2F,2NZ,2U,3E,E,ED,F,KO,SI,U
	64282-MCA-010ZE	*NH326P*..PEARL GLACIER WHITE	1	-----	2ED,2F,2NZ,2U,3E,E,ED,F,KO,SI,U
	64282-MCA-010YH	*YR292M* MESQUITE BROWN METALLIC	1	-----	2ED,2F,3E,BR,E,ED,F,SI
	64282-MCA-010YC	*R325M*.CALIENTE RED METALLIC	1	-----	2NZ,2U,KO,U
5	64285-MCA-000YF	LOUVER, R. SIDE COWL *NHA54M* PEWTER SILVER METALLIC	1	- -	
	64285-MCA-000ZM	*R287M* BLOODSTONE RED METALLIC	1	- -	2ED,2F,2NZ,2U,3E,E,ED,F,KO,SI,U
	64285-MCA-000YE	*B205M*MONTEREY BLUE METALLIC	1	- -	2ED,2F,3E,BR,E,ED,F,KO,SI
	64285-MCA-000YG	*B191M*COLUMBIA BLUE METALLIC	1	- -	2NZ,2U,U
	64285-MCA-000YH	*YR292M* MESQUITE BROWN METALLIC	1	- -	SI
	64285-MCA-000ZY	*NHA73M* NEBULOUS BLACK METALLIC	1	- -	
	64285-MCA-000ZD	*Y130P*..PEARL HOT ROD YELLOW	1	-----	2ED,2F,2NZ,2U,3E,E,ED,F,KO,SI,U
	64285-MCA-000ZE	*NH326P*..PEARL GLACIER WHITE	1	-----	2ED,2F,2NZ,2U,3E,E,ED,F,KO,SI,U
	64285-MCA-000YH	*YR292M* MESQUITE BROWN METALLIC	1	-----	2ED,2F,3E,BR,E,ED,F,SI
	64285-MCA-000YC	*R325M*.CALIENTE RED METALLIC	1	-----	2NZ,2U,KO,U
6	64286-MCA-A60	COVER, R. HEADLIGHT SIDE	1	1	-
7	64287-MCA-000	DUCT, R. SIDE COWL	1	1	-
8	64292-MCA-010YF	COWL, L. SIDE *NHA54M* PEWTER SILVER METALLIC	1	- -	





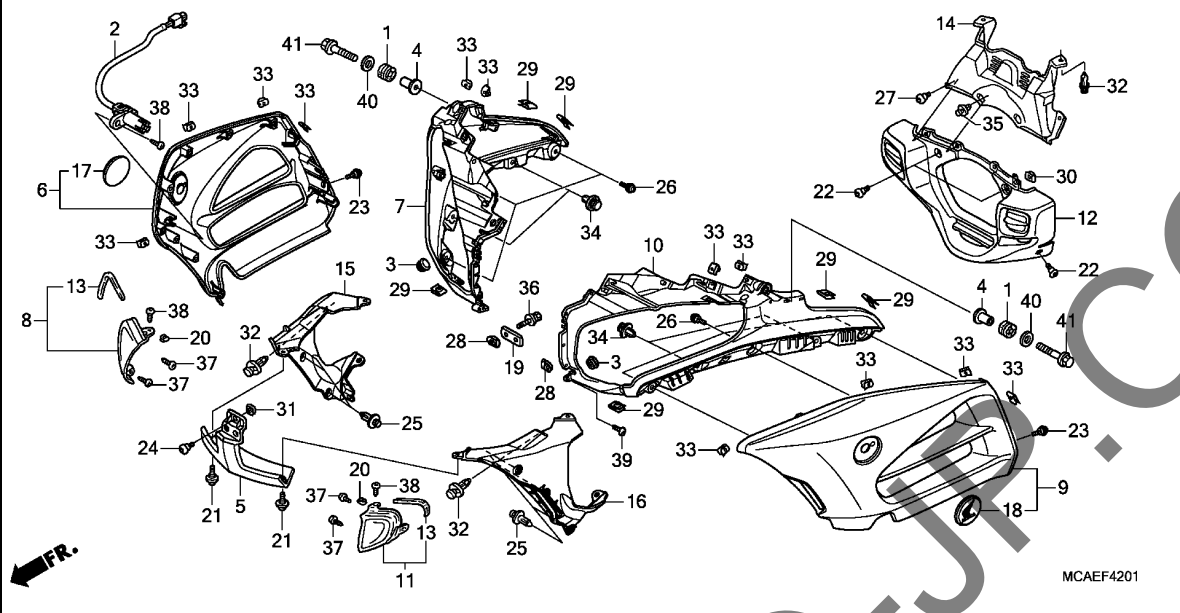
Ref. No.	Part No.	Description	Reqd. QTY		Serial No.	Parts catalogue code
			GL1800	A C		
(8)	64292-MCA-010ZM	COWL, L. SIDE *R287M*	1	-	-	-
		BLOODSTONE RED METALLIC	1	-	-	2ED,2F,2NZ,2U,3E,E,ED,F,KO,SI,U
	64292-MCA-010YE	*B205M*MONTEREY BLUE METALLIC	1	-	-	2ED,2F,3E,BR,E,ED,F,KO,SI
	64292-MCA-010YG	*B191M*COLUMBIA BLUE METALLIC	1	-	-	2NZ,2U,U
	64292-MCA-010YH	*YR292M*	1	-	-	SI
	64292-MCA-010ZY	*NHA73M*	1	-	-	SI
	64292-MCA-010ZD	*Y130P*..PEARL HOT ROD YELLOW	1	-	-	2ED,2F,2NZ,2U,3E,E,ED,F,KO,SI,U
	64292-MCA-010ZE	*NH326P*..PEARL GLACIER WHITE	1	-	-	2ED,2F,2NZ,2U,3E,E,ED,F,KO,SI,U
	64292-MCA-010YH	*YR292M*	1	-	-	SI
	64292-MCA-010YC	*R325M*.CALIENTE RED METALLIC	1	-	-	2ED,2F,3E,BR,E,ED,F,SI
9	64295-MCA-000YF	LOUVER, L. SIDE COWL *NHA54M*	1	-	-	2NZ,2U,KO,U
	64295-MCA-000ZM	*R287M*	1	-	-	SI
	64295-MCA-000YE	*B205M*MONTEREY BLUE METALLIC	1	-	-	2ED,2F,2NZ,2U,3E,E,ED,F,KO,SI,U
	64295-MCA-000YG	*B191M*COLUMBIA BLUE METALLIC	1	-	-	2ED,2F,3E,BR,E,ED,F,KO,SI
	64295-MCA-000YH	*YR292M*	1	-	-	2NZ,2U,U
	64295-MCA-000ZY	*NHA73M*	1	-	-	SI
	64295-MCA-000ZD	*Y130P*..PEARL HOT ROD YELLOW	1	-	-	SI
	64295-MCA-000ZE	*NH326P*..PEARL GLACIER WHITE	1	-	-	2ED,2F,2NZ,2U,3E,E,ED,F,KO,SI,U
	64295-MCA-000YH	*YR292M*	1	-	-	SI
		MESQUITE BROWN METALLIC	1	-	-	2ED,2F,3E,BR,E,ED,F,SI

Ref. No.	Part No.	Description	Reqd. QTY			Serial No.	Parts catalogue code
			9	GL1800 A	C		
(9)	64295-MCA-000YC	LOUVER, L. SIDE COWL *R325M*.CALIENTE RED METALLIC	-	1	-	----- 2NZ,2U,K0,U	
10	64296-MCA-A60	COVER, L. HEADLIGHT SIDE ----	1	1	-		
11	64297-MCA-000	DUCT, L. SIDE COWL	1	1	-		
12	64302-MCA-000ZA	COWL, FR. LOWER *NH168M*VERNIER GRAY METALLIC	1	1	-		
13	64448-MCA-A60	SEAL, AIR DUCT	2	2	-		
14	64501-MCA-A60	COWL, CENTER INNER	1	1	-		
15	64502-MCA-A60	COWL, R. INNER	1	1	-		
16	64503-MCA-A60	COWL, L. INNER	1	1	-		
17	64517-MCA-000	PLATE, LOWER HEADLIGHT	1	1	-		
18	66871-611-000	NUT, CENTER PANEL	2	2	-		
19	90105-MB1-000	SCREW, SPECIAL, 5X12	2	2	-		
20	90106-KY2-701	SCREW, PAN, 6X11	4	4	-		
21	90107-MM5-000	SCREW, PAN, 6X17	1	1	-		
22	90137-MCA-000	SCREW, SPECIAL, 6MM	2	2	-		
23	90305-SM4-000	NUT, AIR SPOILER CLIP	2	2	-		
24	90320-GE2-760	NUT, SPRING, 5MM	8	8	-		
25	90320-MM5-000	NUT, SPRING, 6MM	2	2	-		
26	90320-747-000	NUT, SPRING, 6MM	1	1	-		
27	90653-HC4-900	CLIP, MUDGUARD	2	2	-		
28	90657-SB0-003	CLIP, SPLASH SHIELD	2	2	-		
29	90677-KAN-961	NUT, CLIP, 5MM	4	4	-		
30	91549-MW0-790ZA	CLIP, PANEL FIXING *NH1*.....BLACK	8	8	-		
31	93404-06030-07	BOLT-WASHER, 6X30	2	2	-		
32	93903-24280	SCREW, TAPPING, 4X10	18	18	-		
33	93903-24380	SCREW, TAPPING, 4X12	2	2	-		
34	93903-24480	SCREW, TAPPING, 4X16	2	2	-		
35	93903-25380	SCREW, TAPPING, 5X16	5	5	-		
36	94103-06000	WASHER, PLAIN, 6MM	2	2	-		
37	96001-06025-00	BOLT, FLANGE, 6X25	2	2	-		

F-42-1

COWL(GL1800C)

2-E16

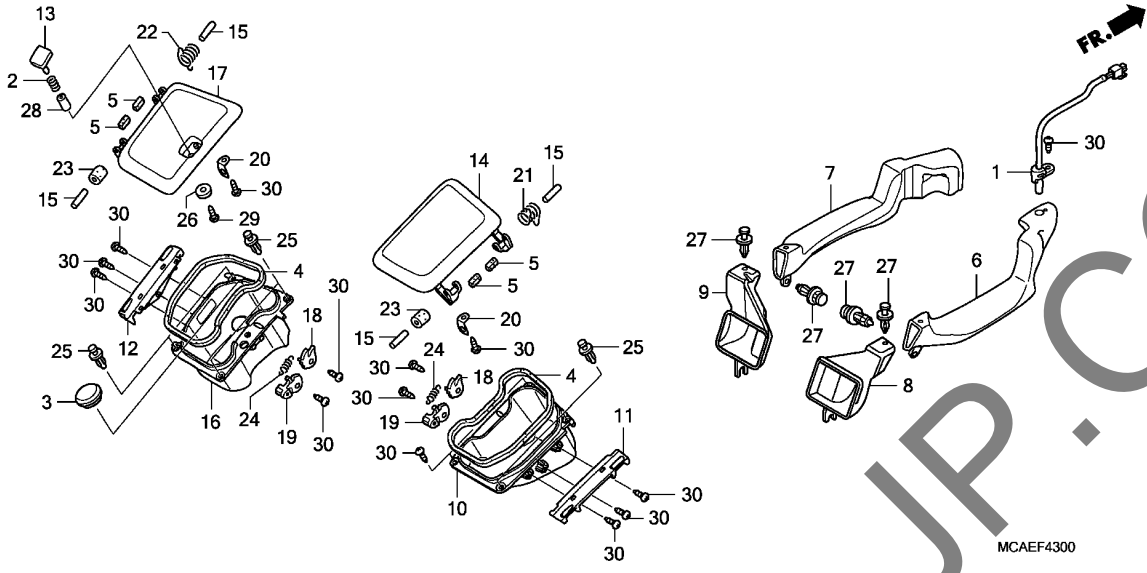


Ref. No.	L.O.N.	(Relative ref. Number) Description	F.R.T.
2	617166	SENSOR, OPEN AIR TEMP	0.8
5	4111B5	COWL, CENTER	0.4
6	4111D4	COWL, MIDDLE :RIGHT	3.0
7	4111D1	COWL, SIDE :RIGHT	3.0
8	4131M2	COVER, FRONT SIDE :RIGHT	2.8
9	4111D3	COWL, MIDDLE :LEFT	3.0
	4111D5	COWL, MIDDLE :BOTH	3.0
10	4111D0	COWL, SIDE :LEFT	3.0
	4111D2	COWL, SIDE :BOTH	3.0
11	4131M3	COVER, FRONT SIDE :LEFT	2.8
	4131V6	COVER, FRONT SIDE :BOTH	2.9
12	411110	COWL, LOWER :FRONT	0.3
14	411142	COWL, INNER :CENTER	0.2
15	4111D9	COWL, INNER :RIGHT	0.6
16	4111D8	COWL, INNER :LEFT	0.6
	4111E0	COWL, INNER :BOTH	0.6

Ref. No.	Part No.	Description	Reqd. QTY			Serial No.	Parts catalogue code
			GL1800	A	C		
1	19051-KA3-830	RUBBER, RADIATOR MOUNTING ...	-	-	2		
2	37890-MCA-S41	SENSOR, TEMPERATURE(OPEN AIR)	-	-	1		
3	53125-174-670	PLUG, HANDLE UNDER COVER	-	-	2		
4	61101-MN4-000	COLLAR, FR. FENDER SETTING ..	-	-	2		
5	64216-MCA-000YK	COWL, FR. CENTER	-	-	1		
	64216-MCA-000YJ	*NHBO1*.....GRAPHITE BLACK	-	-	1		
	64216-MCA-000YL	*B197M* GLINT WAVE BLUE METALLIC	-	-	1	-----	2ED,2F,2U,3E,U
	64216-MCA-000YM	*NH341P*.PEARL FADELESS WHITE	-	-	1	-----	2ED,2F,3E,E,ED,F,KO,SI
	64216-MCA-000YD	*R345C*....CANDY ALIZARIN RED	-	-	1	-----	2U,KO,SI,U
6	64280-MCA-S40ZA	COWL SET, R. MIDDLE(WL)	-	-	1		
	64280-MCA-S40ZB	*NH411M*FORCE SILVER METALLIC	-	-	1		
	64280-MCA-S40ZC	*NHBO1*.....GRAPHITE BLACK	-	-	1		
	64280-MCA-S40ZD	*B197M* GLINT WAVE BLUE METALLIC	-	-	1	-----	2ED,2F,2U,3E,U
	64280-MCA-S40ZE	*NH341P*.PEARL FADELESS WHITE	-	-	1	-----	2ED,2F,3E,E,ED,F,KO,SI
	64280-MCA-S40ZF	*R345C*....CANDY ALIZARIN RED	-	-	1	-----	2U,KO,SI,U
8	64286-MCA-S40ZA	COVER, R. HEADLIGHT SIDE	-	-	1		
	64286-MCA-S40ZB	*NH303M* MAT AXIS GRAY METALLIC	-	-	1		
9	64290-MCA-S40ZA	COWL SET, L. MIDDLE(WL)	-	-	1		
	64290-MCA-S40ZB	*NH411M*FORCE SILVER METALLIC	-	-	1		
	64290-MCA-S40ZC	*NHBO1*.....GRAPHITE BLACK	-	-	1		
	64290-MCA-S40ZD	*B197M* GLINT WAVE BLUE METALLIC	-	-	1	-----	2ED,2F,2U,3E,U
	64290-MCA-S40ZE	*NH341P*.PEARL FADELESS WHITE	-	-	1	-----	2ED,2F,3E,E,ED,F,KO,SI

3

Ref. No.	Part No.	Description	Reqd. QTY			Serial No.	Parts catalogue code
			9	A	C		
10)	64292-MCA-S40ZD	COWL, L. SIDE *R345C*.....CANDY ALIZARIN RED	-	-	1	-----	----- 2U,K0,SI,U
11	64296-MCA-S40ZA	COVER, L. HEADLIGHT SIDE *NH303M*	-	-	1		
12	64302-MCA-S40ZA	COWL, FR. LOWER *NH167MU* MAT AXIS GRAY METALLIC	-	-	1		
13	64448-MCA-A60	SEAL, AIR DUCT	-	-	2		
14	64501-MCA-A60	COWL, CENTER INNER	-	-	1		
15	64502-MCA-S40	COWL, R. INNER	-	-	1		
16	64503-MCA-S40	COWL, L. INNER	-	-	1		
17	64503-MFL-000	BADGE, R. PRODUCT	-	-	1		
18	64508-MFL-000	BADGE, L. PRODUCT	-	-	1		
19	64517-MCA-000	PLATE, LOWER HEADLIGHT	-	-	1		
20	66871-611-000	NUT, CENTER PANEL	-	-	2		
21	90105-MB1-000	SCREW, SPECIAL, 5X12	-	-	2		
22	90106-KY2-701	SCREW, PAN, 6X11	-	-	4		
23	90106-MBY-000	SCREW, SPECIAL, 5X12	-	-	2		
24	90107-MM5-000	SCREW, PAN, 6X17	-	-	1		
25	90116-MCS-600	RIVET, PUSH	-	-	6		
26	90117-MN5-000	SCREW, PAN, 5X13	-	-	6		
27	90137-MCA-000	SCREW, SPECIAL, 6MM	-	-	2		
28	90305-SM4-000	NUT, AIR SPOILER CLIP	-	-	2		
29	90320-GE2-760	NUT, SPRING, 5MM	-	-	6		
30	90320-MM5-000	NUT, SPRING, 6MM	-	-	2		
31	90320-747-000	NUT, SPRING, 6MM	-	-	1		
32	90653-HC4-900	CLIP, MUDGUARD	-	-	4		
33	90677-KAN-961	NUT, CLIP, 5MM	-	-	12		
34	91512-SX0-003	CLIP, INNER FENDER	-	-	4		
35	91549-MW0-790ZA	CLIP, PANEL FIXING *NH1*.....BLACK	-	-	2		
36	93404-06030-08	BOLT-WASHER, 6X30	-	-	2		
37	93903-24280	SCREW, TAPPING, 4X10	-	-	4		
38	93903-24380	SCREW, TAPPING, 4X12	-	-	3		
39	93903-25380	SCREW, TAPPING, 5X16	-	-	5		
40	94103-06000	WASHER, PLAIN, 6MM	-	-	2		
41	96001-06025-00	BOLT, FLANGE, 6X25	-	-	2		



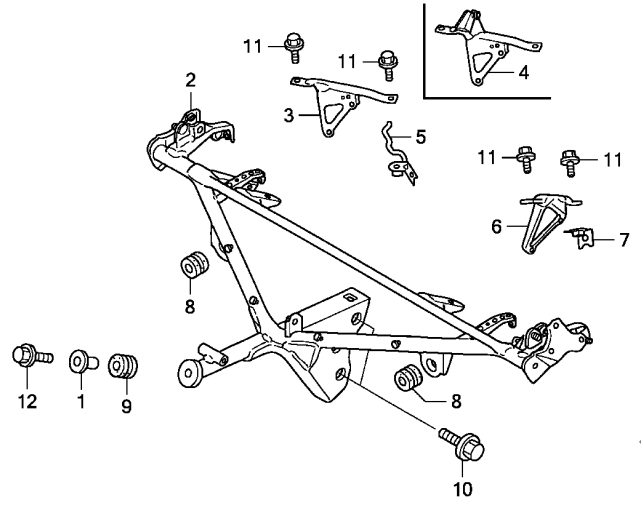
Ref. No.	L.O.N.	(Relative ref. Number) Description	F.R.T.
1	617166	SENSOR, OPEN AIR TEMP	1.5
	617166A	.With navigation add	0.7
6	4111C6	DUCT, UNDER AIR :RIGHT	1.4
	4111C6A	.With navigation add	0.7
7	4111C5	DUCT, UNDER AIR :LEFT	1.4
	4111C5A	.With navigation add	0.7
	4111K1	DUCT, UNDER AIR :BOTH	1.4
	4111K1A	.With navigation add	0.7
8	4111S8	DUCT, UNDER AIR :RIGHT REAR ..	0.8
9	4111S7	DUCT, UNDER AIR :LEFT REAR ...	0.8
	4111S9	DUCT, UNDER AIR :BOTH REAR ...	0.8
	4111S9A	.With airbag add	0.3
10	4111B9	POCKET, COWL :RIGHT	0.2
14	4111F3	COVER, POCKET :RIGHT	0.2
16	4111B8	POCKET, COWL :LEFT	0.2
	4111P7	POCKET, COWL :BOTH	0.4
17	4111F2	COVER, POCKET :LEFT	0.2
	4111M4	COVER, POCKET :BOTH	0.4

MCAEF4300

3

Ref. No.	Part No.	Description	Reqd. QTY			Serial No.	Parts catalogue code
			9	GL1800 A	C		
1	37890-MCA-A60	SENSOR, OPEN AIR TEMPERATURE	1	1	-		
2	38253-898-000	SPRING, COIL	1	1	1		
3	38564-SA5-000	GROMMET, WASHER HOLE	1	1	1		
4	64228-MCA-A60	SEAL, POCKET	1	1	1		2ED,2F,2NZ,2U,3E,BR,KO,SI
			2	2	-		E,ED,F,U
			-	-	1		
5	64229-MCA-A60	SEAL, POCKET ARM	2	2	-		2ED,2F,2NZ,2U,3E,BR,KO,SI
			4	4	-		E,ED,F,U
			-	-	2		
6	64278-MCA-A80	DUCT, R. AIR FR. LOWER	1	1	-		
7	64279-MCA-A80	DUCT, L. AIR FR. LOWER	1	1	-		
8	64280-MCA-A80	DUCT, R. AIR RR. LOWER	1	1	-		
9	64281-MCA-A80	DUCT, L. AIR RR. LOWER	1	1	-		
10	64410-MCA-A60	POCKET, R. FR	1	1	-		E,ED,F,U
11	64411-MCA-A60ZA	HINGE, R. POCKET					
	NH1BLACK	1	1	-		E,ED,F,U
12	64412-MCA-A60ZA	HINGE, L. POCKET					
	NH1BLACK	1	1	-		
	64412-MCA-S40ZA	*NH1*.....BLACK	-	-	1		
13	64414-MCA-000	BUTTON, L. POCKET COVER OPEN	1	1	-		
	64414-MCA-S40BLACK	-	-	1		
14	64415-MCA-A60ZB	COVER, R. POCKET					
	NH1BLACK	1	1	-		E,ED,F,U
15	64419-MCA-A60	PIN, POCKET	2	2	-		2ED,2F,2NZ,2U,3E,BR,KO,SI
			4	4	-		E,ED,F,U
			-	-	2		

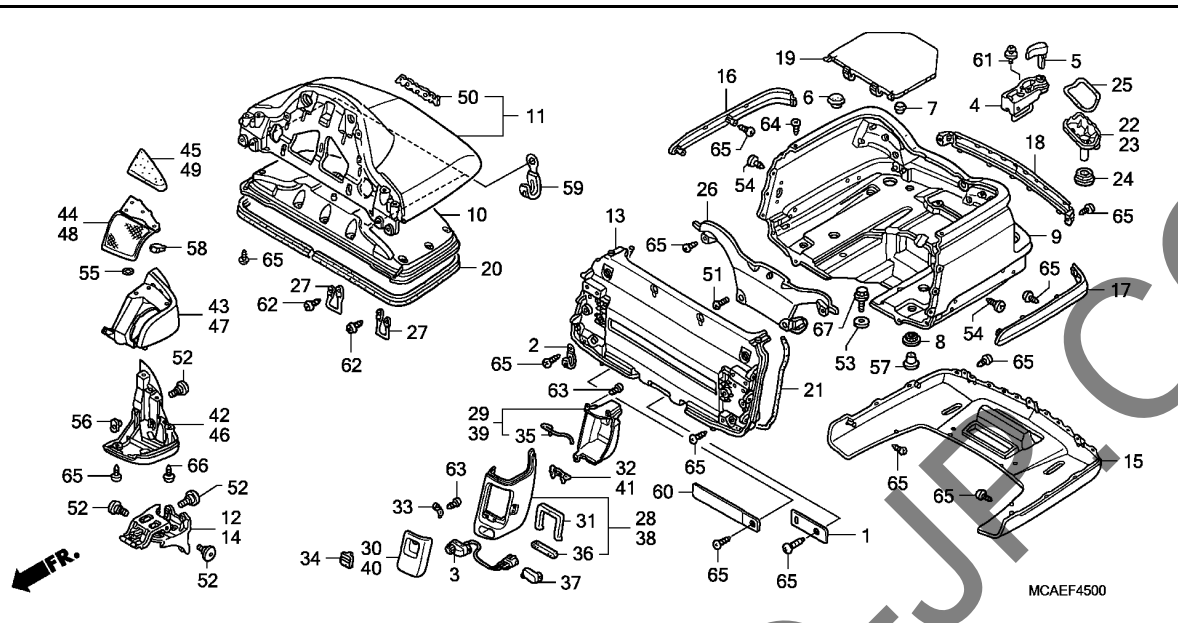
Ref. No.	Part No.	Description	Reqd. QTY			Serial No.	Parts catalogue code
			9	GL1800 A	C		
16	64420-MCA-A60	POCKET, L. FR.	1	1	-		
	64420-MCA-S40	-	-	1		
17	64425-MCA-A60ZB	COVER, L. POCKET					
	NH1.....BLACK		1	1	-		
	64425-MCA-S40ZA	*NH1*.....BLACK	-	-	1		
18	64428-MCA-000	CAM A, POCKET COVER LOCK	1	1	-	-----	2ED,2F,2NZ,2U,3E,BR,KO,SI
			2	2	-	-----	E,ED,F,U
			-	-	1		
19	64429-MCA-000	CAM B, POCKET COVER LOCK	1	1	-	-----	2ED,2F,2NZ,2U,3E,BR,KO,SI
			2	2	-	-----	E,ED,F,U
			-	-	1		
20	64431-MCA-000	PLATE, POCKET LOCK	1	1	-	-----	2ED,2F,2NZ,2U,3E,BR,KO,SI
			2	2	-	-----	E,ED,F,U
			-	-	1		
21	64433-MCA-A60	SPRING A, FR. POCKET	1	1	-	-----	E,ED,F,U
22	64434-MCA-A60	SPRING B, FR. POCKET	1	1	1		
23	64435-MCA-A60	DAMPER, POCKET	1	1	-	-----	2ED,2F,2NZ,2U,3E,BR,KO,SI
			2	2	-	-----	E,ED,F,U
			-	-	1		
24	64436-MCA-000	SPRING, POCKET LOCK CAM	1	1	-	-----	2ED,2F,2NZ,2U,3E,BR,KO,SI
			2	2	-	-----	E,ED,F,U
			-	-	1		
25	90116-SPO-003	CLIP, BUMPER SEAL	4	4	-	-----	2ED,2F,2NZ,2U,3E,BR,KO,SI
			6	6	-	-----	E,ED,F,U
			-	-	4		
26	90502-MCA-000	WASHER, PLAIN, 3MM	1	1	-		
	90502-MCA-S40	-	-	1		
27	90653-HC4-900	CLIP, MUDGUARD	4	4	-		
28	91551-883-T00	COLLAR A	1	1	1		
29	93903-22380	SCREW, TAPPING, 3X12	1	1	1		
30	93903-24280	SCREW, TAPPING, 4X10	7	7	-	-----	2ED,2F,2NZ,2U,3E,BR,KO,SI
			15	15	-	-----	E,ED,F,U
			-	-	6		



Ref. No.	L.O.N.	(Relative ref. Number) Description	F.R.T.
2	411105	STAY, FRONT COVER	1.8
	411105G	.With navigation add	0.7
	4111AE	STAY, FRONT COVER(A)	3.0
.NOTE: *12- model			

3

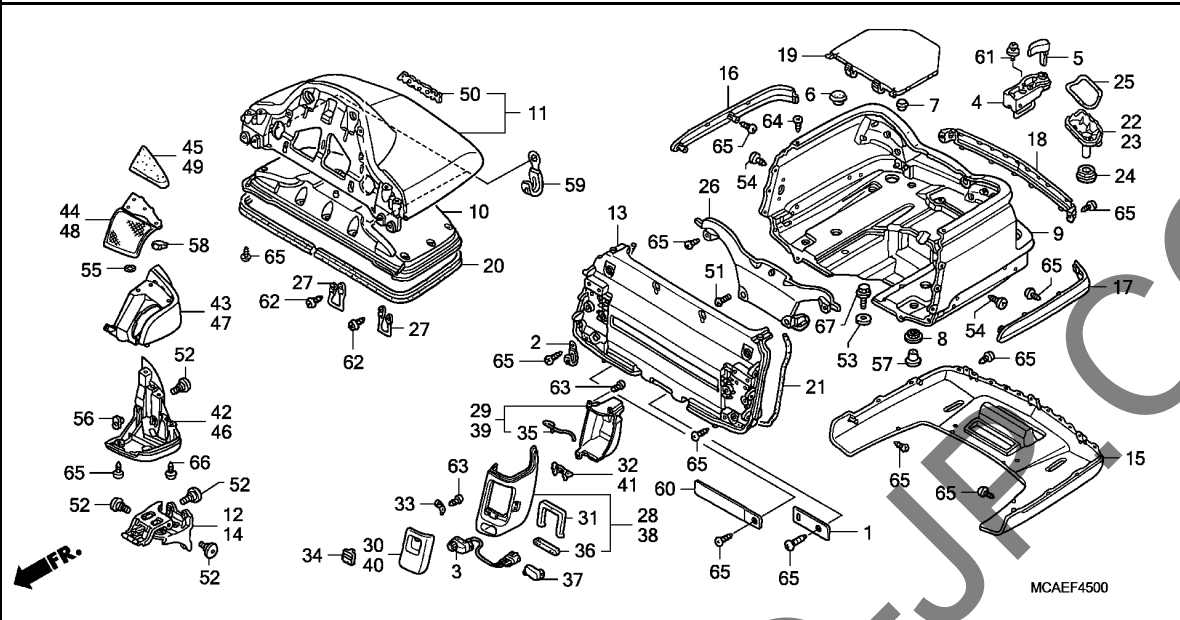
Ref. No.	Part No.	Description	Reqd. QTY			Serial No.	Parts catalogue code
			9	GL1800 A	C		
1	61101-MN4-000	COLLAR, FR. FENDER SETTING ..	1	1	1		
2	64510-MCA-A60	STAY A, UPPER COWL	1	1	1		
	64510-MCA-S40	-	-	1		
3	64514-MCA-A60	PIPE, R. COWL SIDE	1	1	1		E,ED,F,U
4	64514-MCA-A80	PIPE, R. COWL SIDE	1	1	1		2ED,2F,2NZ,2U,3E,BR,KO,SI
5	64515-MCA-A60	STAY, R. COWL SIDE PIPE	1	1	1		
6	64524-MCA-A60	PIPE, L. COWL SIDE	1	1	1		
7	64525-MCA-000	STAY, L. COWL SIDE PIPE	1	1	1		
8	80103-MG2-000	CUSHION, RR. FENDER	2	2	2		
9	80105-028-000	CUSHION A, RR. FENDER	1	1	1		
10	90120-MAS-E11	BOLT, FLANGE, 8X32	2	2	2		
11	96001-06012-00	BOLT, FLANGE, 6X12	4	4	4		
12	96001-06022-00	BOLT, FLANGE, 6X22	1	1	1		



Ref. No.	L.O.N.	(Relative ref. Number) Description	F.R.T.
3	6151F3	SWITCH, PASSENGER SEAT HEATER	0.4
4	410197	LOCK, HELMET	0.6
.NOTE: Same time for two units			
9	4121L3	BOX, TRUNK	1.3
10	4131T5	INNER LID, TRUNK	0.3
11	413140	LID, TRUNK	0.7
12	4121F6	HINGE, TRUNK :RIGHT	0.3
13	4121G2	PANEL, TRUNK :FRONT	1.1
	4121G2A	.With navigation add	0.2
14	4121F5	HINGE, TRUNK :LEFT	0.3
15	4121F7	HINGE, TRUNK :BOTH	0.4
16	412103	COVER, TRUNK BOX LOWER	0.2
17	4121A5	MOLDING, TRUNK SIDE :RIGHT	0.1
	4121A4	MOLDING, TRUNK SIDE :LEFT	0.1
	4121H8	MOLDING, TRUNK SIDE :BOTH	0.1
18	4121A6	MOLDING, TRUNK :CENTER	0.1
22	4121A8	COVER, TRUNK LIGHT :RIGHT	0.2
23	4121A7	COVER, TRUNK LIGHT :LEFT	0.2
26	4121D7	COVER, TRUNK CATCH	0.1
28	4121E4	OUTER, TRUNK POCKET :RIGHT	0.3
29	4121E6	INNER, TRUNK POCKET :RIGHT	0.2
38	4121E3	OUTER, TRUNK POCKET :LEFT	0.3
39	4121E5	INNER, TRUNK POCKET :LEFT	0.2
42	4121E8	BODY, ARMREST :RIGHT	0.3
+43	4121F0	COVER A, ARMREST :RIGHT	0.3

Ref. No.	Part No.	Description	Reqd. QTY		Serial No.	Parts catalogue code
			GL1800	A C		
1	32189-MCA-H00	HOLDER, COUPLER	1	1	-----	2ED,2F,2NZ,2U,3E,E,ED,F,KO,SI,U
2	32925-958-000	CLIP, PULSER CORD	1	1	-----	
3	39500-MCA-R31	SWITCH ASSY., PASSENGER SEAT HEATER	1	1	-----	2ED,2F,2NZ,2U,3E,E,ED,F,KO,SI,U
4	50710-MCA-003	HOLDER ASSY., HELMET	2	2	-----	
5	50714-MCA-000	KNOB ASSY., HELMET HOLDER	2	2	-----	
6	50750-MB0-000	CAP, MAIN STAND PIPE	2	2	-----	
7	80105-MAH-610	RUBBER, STOPPER	2	2	-----	
8	80202-MCA-000	RUBBER, TRUNK MOUNTING	4	4	-----	
9	81111-MCA-000YF	BOX, TRUNK	1	-	-----	
	NHA54M	PEWTER SILVER METALLIC	1	-	-----	
	81111-MCA-000ZM	*R287M*	1	-	-----	
		BLOODSTONE RED METALLIC	1	-	-----	2ED,2F,2NZ,2U,3E,E,ED,F,KO,SI,U
	81111-MCA-000YE	*B205M*MONTEREY BLUE METALLIC	1	-	-----	2ED,2F,3E,BR,E,ED,F,KO,SI
	81111-MCA-000YG	*B191M*COLUMBIA BLUE METALLIC	1	-	-----	2NZ,2U,U
	81111-MCA-000YH	*YR292M*	1	-	-----	SI
	81111-MCA-000ZY	*NHA73M*	1	-	-----	
		NEBULOUS BLACK METALLIC	-	1	-----	
	81111-MCA-000ZD	*Y130P*..PEARL HOT ROD YELLOW	-	1	-----	2ED,2F,2NZ,2U,3E,E,ED,F,KO,SI,U
	81111-MCA-000ZE	*NH326P*..PEARL GLACIER WHITE	-	1	-----	2ED,2F,2NZ,2U,3E,E,ED,F,KO,SI,U
	81111-MCA-000YH	*YR292M*	-	1	-----	
		MESQUITE BROWN METALLIC	-	1	-----	2ED,2F,3E,BR,E,ED,F,SI
	81111-MCA-000YC	*R325M*.CALIENTE RED METALLIC	-	1	-----	2NZ,2U,KO,U
10	81123-MCA-000	INNER LID, TRUNK	1	1	-----	





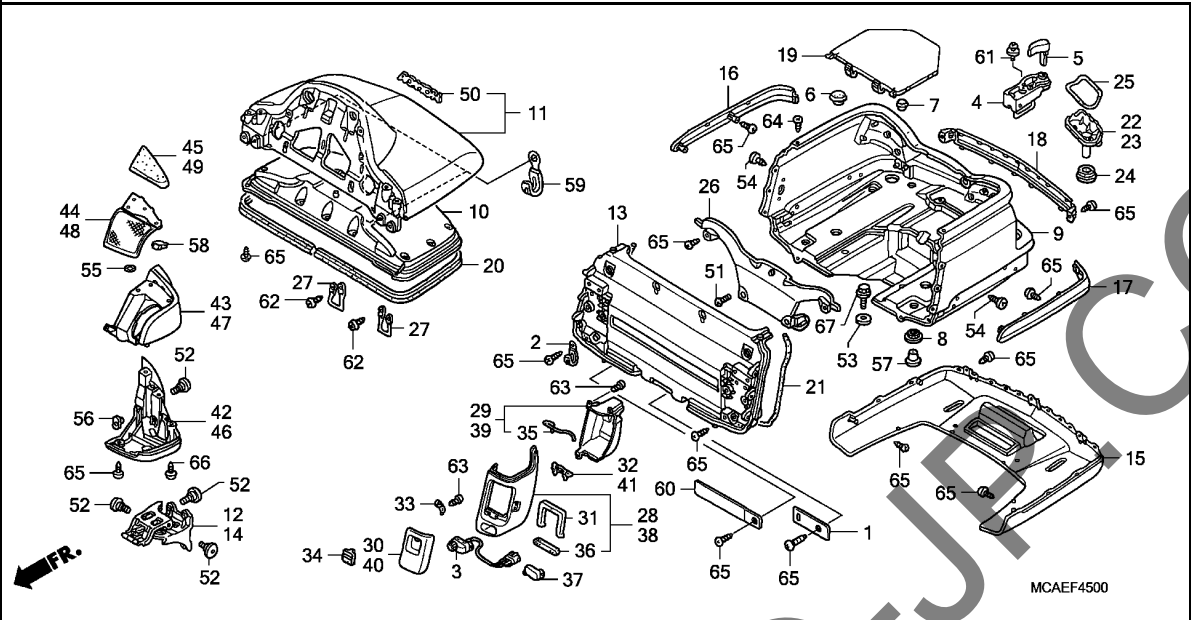
Ref. No.	L.O.N.	(Relative ref. Number) Description	F.R.T.
+43	4121F0A	.With stereo amplifier add ...	0.2
44	4121F2	COVER B, ARMREST :RIGHT	0.3
45	4121F4	CUSHION, ARMREST :RIGHT	0.3
46	4121E7	BODY, ARMREST :LEFT	0.3
47	4121E9	COVER A, ARMREST :LEFT	0.3
	4121E9A	.With stereo amplifier add ...	0.2
48	4121F1	COVER B, ARMREST :LEFT	0.3
49	4121F3	CUSHION, ARMREST :LEFT	0.3

3

Ref. No.	Part No.	Description	Reqd. QTY	Serial No.	Parts catalogue code
			GL1800 9 A C		
11	81125-MCA-A60ZU	LID SET, TRUNK(WL) *NHA54M*	1		
		PEWTER SILVER METALLIC	1		
	81125-MCA-A60ZV	*R287M*	1		
		BLOODSTONE RED METALLIC	1		2ED,2F,2NZ,2U,3E,E,ED,F,KO,SI,U
	81125-MCA-A60ZT	*B205M*MONTEREY BLUE METALLIC	1		2ED,2F,3E,BR,E,ED,F,KO,SI
	81125-MCA-A60ZW	*B191M*COLUMBIA BLUE METALLIC	1		2NZ,2U,U
	81125-MCA-A60ZX	*YR292M*	1		
		MESQUITE BROWN METALLIC	1		SI
	81125-MCA-A60ZP	*NHA73M*	1		
		NEBULOUS BLACK METALLIC	1		
	81125-MCA-A60YA	*NH326P*..PEARL GLACIER WHITE	1		2ED,2F,2NZ,2U,3E,E,ED,F,KO,SI,U
	81125-MCA-A60ZY	*Y130P*..PEARL HOT ROD YELLOW	1		2ED,2F,2NZ,2U,3E,E,ED,F,KO,SI,U
	81125-MCA-A60ZX	*YR292M*	1		
		MESQUITE BROWN METALLIC	1		2ED,2F,3E,BR,E,ED,F,SI
	81125-MCA-A60ZS	*R325M*.CALIENTE RED METALLIC	1		2NZ,2U,KO,U
12	81130-MCA-000	HINGE COMP. R. TRUNK	1		
13	81131-MCA-A70	PANEL, FR. TRUNK	1		
	81131-MCA-A60		1		2ED,2F,2NZ,2U,3E,SI
			1		BR,E,ED,F,KO,U
14	81135-MCA-A60	HINGE COMP., L. TRUNK	1		
15	81141-MCA-000YF	COVER, TRUNK LOWER *NHA54M*	1		
		PEWTER SILVER METALLIC	1		
	81141-MCA-000ZM	*R287M*	1		
		BLOODSTONE RED METALLIC	1		2ED,2F,2NZ,2U,3E,E,ED,F,KO,SI,U
	81141-MCA-000YE	*B205M*MONTEREY BLUE METALLIC	1		2ED,2F,3E,BR,E,ED,F,KO,SI
	81141-MCA-000YG	*B191M*COLUMBIA BLUE METALLIC	1		2NZ,2U,U
	81141-MCA-000YH	*YR292M*	1		
		MESQUITE BROWN METALLIC	1		SI

Ref. No.	Part No.	Description	Reqd. QTY			Serial No.	Parts catalogue code
			9	A	C		
15)	81141-MCA-000ZY	COVER, TRUNK LOWER *NHA73M*					
		NEBULOUS BLACK METALLIC	-	1	-		
	81141-MCA-000ZD	*Y130P*..PEARL HOT ROD YELLOW	-	1	-	-----	2ED,2F,2NZ,2U,3E,E,ED,F,KO,SI,U
	81141-MCA-000ZE	*NH326P*..PEARL GLACIER WHITE	-	1	-	-----	2ED,2F,2NZ,2U,3E,E,ED,F,KO,SI,U
	81141-MCA-000YH	*YR292M*					
		MESQUITE BROWN METALLIC	-	1	-	-----	2ED,2F,3E,BR,E,ED,F,SI
	81141-MCA-000YC	*R325M*.CALIENTE RED METALLIC	-	1	-	-----	2NZ,2U,KO,U
16	81161-MCA-000YF	MOLDING, R. TRUNK SIDE *NHA54M*					
		PEWTER SILVER METALLIC	1	-	-		
	81161-MCA-000ZM	*R287M*					
		BLOODSTONE RED METALLIC	1	-	-	-----	2ED,2F,2NZ,2U,3E,E,ED,F,KO,SI,U
	81161-MCA-000YE	*B205M*MONTEREY BLUE METALLIC	1	-	-	-----	2ED,2F,3E,BR,E,ED,F,KO,SI
	81161-MCA-000YG	*B191M*COLUMBIA BLUE METALLIC	1	-	-	-----	2NZ,2U,U
	81161-MCA-000YH	*YR292M*					
		MESQUITE BROWN METALLIC	1	-	-	-----	SI
	81161-MCA-000ZY	*NHA73M*					
		NEBULOUS BLACK METALLIC	-	1	-		
	81161-MCA-000ZD	*Y130P*..PEARL HOT ROD YELLOW	-	1	-	-----	2ED,2F,2NZ,2U,3E,E,ED,F,KO,SI,U
	81161-MCA-000ZH	*NH326P*..PEARL GLACIER WHITE	-	1	-	-----	2ED,2F,2NZ,2U,3E,E,ED,F,KO,SI,U
	81161-MCA-000YH	*YR292M*					
		MESQUITE BROWN METALLIC	-	1	-	-----	2ED,2F,3E,BR,E,ED,F,SI
	81161-MCA-000YC	*R325M*.CALIENTE RED METALLIC	-	1	-	-----	2NZ,2U,KO,U
17	81162-MCA-000YF	MOLDING, L. TRUNK SIDE *NHA54M*					
		PEWTER SILVER METALLIC	1	-	-		
	81162-MCA-000ZM	*R287M*					
		BLOODSTONE RED METALLIC	1	-	-	-----	2ED,2F,2NZ,2U,3E,E,ED,F,KO,SI,U
	81162-MCA-000YE	*B205M*MONTEREY BLUE METALLIC	1	-	-	-----	2ED,2F,3E,BR,E,ED,F,KO,SI
	81162-MCA-000YG	*B191M*COLUMBIA BLUE METALLIC	1	-	-	-----	2NZ,2U,U
	81162-MCA-000YH	*YR292M*					
		MESQUITE BROWN METALLIC	1	-	-	-----	SI
	81162-MCA-000ZY	*NHA73M*					
		NEBULOUS BLACK METALLIC	-	1	-		
	81162-MCA-000ZD	*Y130P*..PEARL HOT ROD YELLOW	-	1	-	-----	2ED,2F,2NZ,2U,3E,E,ED,F,KO,SI,U
	81162-MCA-000ZH	*NH326P*..PEARL GLACIER WHITE	-	1	-	-----	2ED,2F,2NZ,2U,3E,E,ED,F,KO,SI,U
	81162-MCA-000YH	*YR292M*					
		MESQUITE BROWN METALLIC	-	1	-	-----	2ED,2F,3E,BR,E,ED,F,SI
	81162-MCA-000YC	*R325M*.CALIENTE RED METALLIC	-	1	-	-----	2NZ,2U,KO,U
18	81163-MCA-000YF	MOLDING, TRUNK CENTER *NHA54M*					
		PEWTER SILVER METALLIC	1	-	-		
	81163-MCA-000ZM	*R287M*					
		BLOODSTONE RED METALLIC	1	-	-	-----	2ED,2F,2NZ,2U,3E,E,ED,F,KO,SI,U
	81163-MCA-000YE	*B205M*MONTEREY BLUE METALLIC	1	-	-	-----	2ED,2F,3E,BR,E,ED,F,KO,SI
	81163-MCA-000YG	*B191M*COLUMBIA BLUE METALLIC	1	-	-	-----	2NZ,2U,U
	81163-MCA-000YH	*YR292M*					
		MESQUITE BROWN METALLIC	1	-	-	-----	SI
	81163-MCA-000ZY	*NHA73M*					
		NEBULOUS BLACK METALLIC	-	1	-		
	81163-MCA-000ZD	*Y130P*..PEARL HOT ROD YELLOW	-	1	-	-----	2ED,2F,2NZ,2U,3E,E,ED,F,KO,SI,U
	81163-MCA-000ZH	*NH326P*..PEARL GLACIER WHITE	-	1	-	-----	2ED,2F,2NZ,2U,3E,E,ED,F,KO,SI,U
	81163-MCA-000YH	*YR292M*					
		MESQUITE BROWN METALLIC	-	1	-	-----	2ED,2F,3E,BR,E,ED,F,SI
	81163-MCA-000YC	*R325M*.CALIENTE RED METALLIC	-	1	-	-----	2NZ,2U,KO,U
19	81171-MCA-000	COVER, TRUNK INNER	1	1	-		





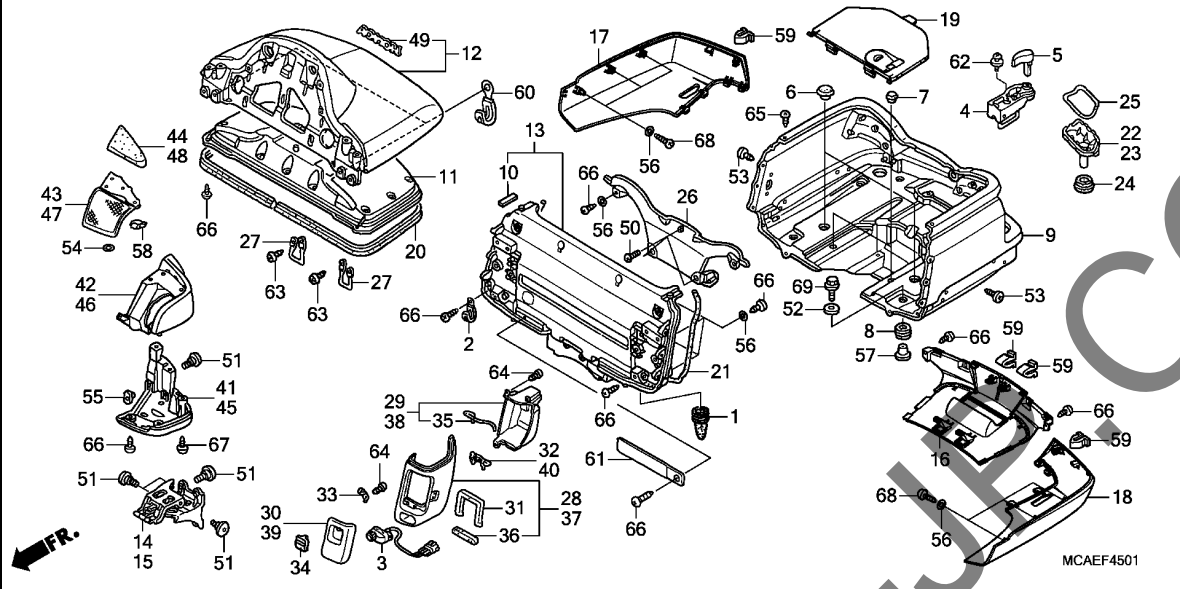
MCAEF4500

Ref. No.	Part No.	Description	Reqd. QTY			Serial No.	Parts catalogue code
			GL1800	A	C		
20	81181-MCA-000	RUBBER, TRUNK SEAL	1	1	-		
21	81183-MCA-000	RUBBER, FR. PANEL	1	1	-		
22	81191-MCA-000	COVER, R. TRUNK LIGHT	1	1	-		
23	81192-MCA-000	COVER, L. TRUNK LIGHT	1	1	-		
24	81193-MCA-000	RUBBER, TRUNK LIGHT LOWER SEAL	2	2	-		
25	81194-MCA-000	RUBBER, TRUNK LIGHT UPPER SEAL	2	2	-		
26	81309-MCA-000	COVER, TRUNK CATCH	1	1	-		
27	81328-MCA-780	ROD, TRUNK STRIKER	2	2	-		
28	82111-MCA-A60ZA	OUTER, R. TRUNK POCKET *NH1*.....BLACK	1	1	-		
29	82112-MCA-A60	INNER, R. TRUNK POCKET	1	1	-		
30	82120-MCA-A60ZA	LID, R. TRUNK POCKET *NH1*.....BLACK	1	1	-		
31	82130-MCA-300	RUBBER A, TRUNK POCKET SEAL .	2	2	-		
32	82141-MCA-A60	RUBBER, R. HINGE	1	1	-		
33	82150-MCA-000	SPRING, TRUNK POCKET	2	2	-		
34	82160-MCA-A60ZA	LEVER, TRUNK POCKET *NH1*.....BLACK	2	2	-		
35	82190-MCA-A60	RUBBER C, TRUNK POCKET SEAL .	2	2	-		
36	82207-MCA-A60	RUBBER, SEAT HEATER SWITCH ..	1	1	-		
37	82208-MCA-A60ZA	CAP, L. TRUNK POCKET *NH1*.....BLACK	1	1	-	----- BR	
38	82211-MCA-A60ZA	OUTER, L. TRUNK POCKET *NH1*.....BLACK	1	1	-		
39	82212-MCA-A60	INNER, L. TRUNK POCKET	1	1	-		

3

Ref. No.	Part No.	Description	Reqd. QTY			Serial No.	Parts catalogue code
			9	GL1800 A	C		
40	82220-MCA-A60ZA	LID, L. TRUNK POCKET *NH1*.....BLACK	1	1	-		
41	82241-MCA-A60	RUBBER, L. HINGE	1	1	-		
42	82310-MCA-A60ZA	BODY, R. ARMREST *NH1*.....BLACK	1	1	-		
43	82320-MCA-A60ZA	COVER A, R. ARMREST *NH1*.....BLACK	1	1	-		
44	82330-MCA-A60ZA	COVER B, R. ARMREST *NH1*.....BLACK	1	1	-		
45	82340-MCA-A60ZA	CUSHION, R. ARMREST *NH1*.....BLACK	1	1	-		
46	82410-MCA-A60ZA	BODY, L. ARMREST *NH1*.....BLACK	1	1	-		
47	82420-MCA-A60ZA	COVER A, L. ARMREST *NH1*.....BLACK	1	1	-		
48	82430-MCA-A60ZA	COVER B, L. ARMREST *NH1*.....BLACK	1	1	-		
49	82440-MCA-A60ZA	CUSHION, L. ARMREST *NH1*.....BLACK	1	1	-		
50	87111-MCA-A60	EMBLEM, RR. TRUNK(HONDA)	1	1	-		
51	90104-964-000	SCREW, 5X12	3	3	-		
52	90106-KY2-701	SCREW, PAN, 6X11	18	18	-		
53	90136-428-870	WASHER, TANK SETTING	4	4	-		
54	90140-MCA-000	SCREW, TAPPING, 5X12	6	6	-		
55	90301-GEO-000	NUT, CLIP	8	8	-		
56	90302-MN5-300	NUT, PLATE, 6MM	4	4	-		
57	90505-MCA-000	COLLAR, TRUNK MOUNTING	4	4	-		
58	90666-S84-A01	CLIP, SNAP FITTING	4	4	-		
59	91405-MG1-000	CLIP, WIRE HARNESS	2	2	-		
60	91410-MN1-671	CLIP, 2X70	1	1	-	----- 2ED,2F,2NZ,2U,3E,SI	
61	93893-06012-07	SCREW-WASHER, 6X12	2	2	-		
62	93901-25380	SCREW, TAPPING, 5X16	4	4	-		
63	93903-24280	SCREW, TAPPING, 4X10	11	11	-		
64	93903-25080	SCREW, TAPPING, 5X8	4	4	-		
65	93903-25280	SCREW, TAPPING, 5X12	56	56	-	----- 2ED,2F,2NZ,2U,3E,E,ED,F,KO,SI,U	
			55	55	-	----- BR	
66	93903-25380	SCREW, TAPPING, 5X16	4	4	-		
67	96001-06028-00	BOLT, FLANGE, 6X28	4	4	-		





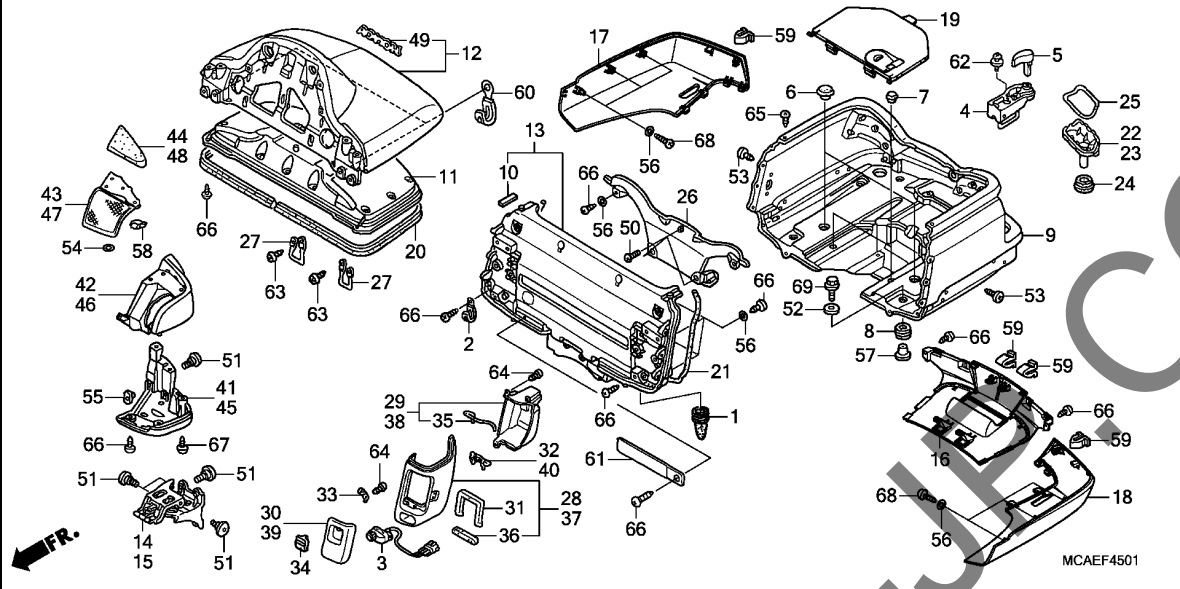
Ref. No.	L.O.N.	(Relative ref. Number) Description	F.R.T.
3	6151F3	SWITCH, PASSENGER SEAT HEATER	0.4
4	410197	LOCK, HELMET	1.8
.NOTE: Same time for two units			
9	4121L3	BOX, TRUNK	2.3
11	4131T5	INNER LID, TRUNK	0.3
12	413140	LID, TRUNK	1.2
13	4121G2	PANEL, TRUNK :FRONT	2.3
14	4121F6	HINGE, TRUNK :RIGHT	0.3
15	4121F5	HINGE, TRUNK :LEFT	0.3
	4121F7	HINGE, TRUNK :BOTH	0.4
16	4121O3	COVER, TRUNK BOX LOWER	0.2
17	4121K8	COVER, TRUNK BOX LOWER :RIGHT	0.1
18	4121K7	COVER, TRUNK BOX LOWER :LEFT	0.1
22	4121A8	COVER, TRUNK LIGHT :RIGHT	0.3
23	4121A7	COVER, TRUNK LIGHT :LEFT	0.3
26	4121D7	COVER, TRUNK CATCH	0.1
28	4121E4	OUTER, TRUNK POCKET :RIGHT	0.3
29	4121E6	INNER, TRUNK POCKET :RIGHT	0.2
37	4121E3	OUTER, TRUNK POCKET :LEFT	0.3
38	4121E5	INNER, TRUNK POCKET :LEFT	0.2
41	4121E8	BODY, ARMREST :RIGHT	0.3
42	4121F0	COVER A, ARMREST :RIGHT	0.5
43	4121F2	COVER B, ARMREST :RIGHT	0.3
44	4121F4	CUSHION, ARMREST :RIGHT	0.3
45	4121E7	BODY, ARMREST :LEFT	0.3

Ref. No.	Part No.	Description	Reqd. QTY			Serial No.	Parts catalogue code
			GL1800	A	C		
1	17358-VM4-000	TUBE, DRAIN	-	-	1		
2	32925-958-000	CLIP, PULSER CORD	-	-	1		
3	39500-MCA-S41	SWITCH ASSY., PASSENGER SEAT HEATER	-	-	1		
4	50710-MCA-003	HOLDER ASSY., HELMET	-	-	2		
5	50714-MCA-S40	KNOB ASSY., HELMET HOLDER	-	-	2		
6	50750-MB0-000	CAP, MAIN STAND PIPE	-	-	2		
7	80105-MAH-610	RUBBER, STOPPER	-	-	2		
8	80202-MCA-000	RUBBER, TRUNK MOUNTING	-	-	4		
9	81111-MCA-S40ZB	BOX, TRUNK	-	-	1		
		NH01.....GRAPHITE BLACK	-	-	1		
	81111-MCA-S40ZA	*B197M*	-	-	1	-----	2ED,2F,2U,3E,U
		GLINT WAVE BLUE METALLIC	-	-	1	-----	2ED,2F,3E,E,ED,F,K0,SI
	81111-MCA-S40ZC	*NH341P*.PEARL FADELESS WHITE	-	-	1	-----	2U,K0,SI,U
	81111-MCA-S40ZD	*R345C*....CANDY ALIZARIN RED	-	-	1	-----	2ED,2F,2U,3E,SI
10	81112-MCA-S40	SEAL, TRUNK PANEL	-	-	2		
11	81123-MCA-000	INNER LID, TRUNK	-	-	1		
12	81125-MCA-A60YC	LID SET, TRUNK(WL)	-	-	1		
		NH01.....GRAPHITE BLACK	-	-	1		
	81125-MCA-A60YB	*B197M*	-	-	1	-----	2ED,2F,2U,3E,U
		GLINT WAVE BLUE METALLIC	-	-	1	-----	2ED,2F,3E,E,ED,F,K0,SI
	81125-MCA-A60YD	*NH341P*.PEARL FADELESS WHITE	-	-	1	-----	2U,K0,SI,U
	81125-MCA-A60YE	*R345C*....CANDY ALIZARIN RED	-	-	1	-----	2ED,2F,2U,3E,SI
13	81129-MCA-S50	PANEL SET, FR TRUNK	-	-	1		
	81129-MCA-S40		-	-	1	-----	E,ED,F,K0,U
14	81130-MCA-000	HINGE COMP., R. TRUNK	-	-	1		
15	81135-MCA-A60	HINGE COMP., L. TRUNK	-	-	1		

F-45-1

TRUNK BOX(GL1800C)

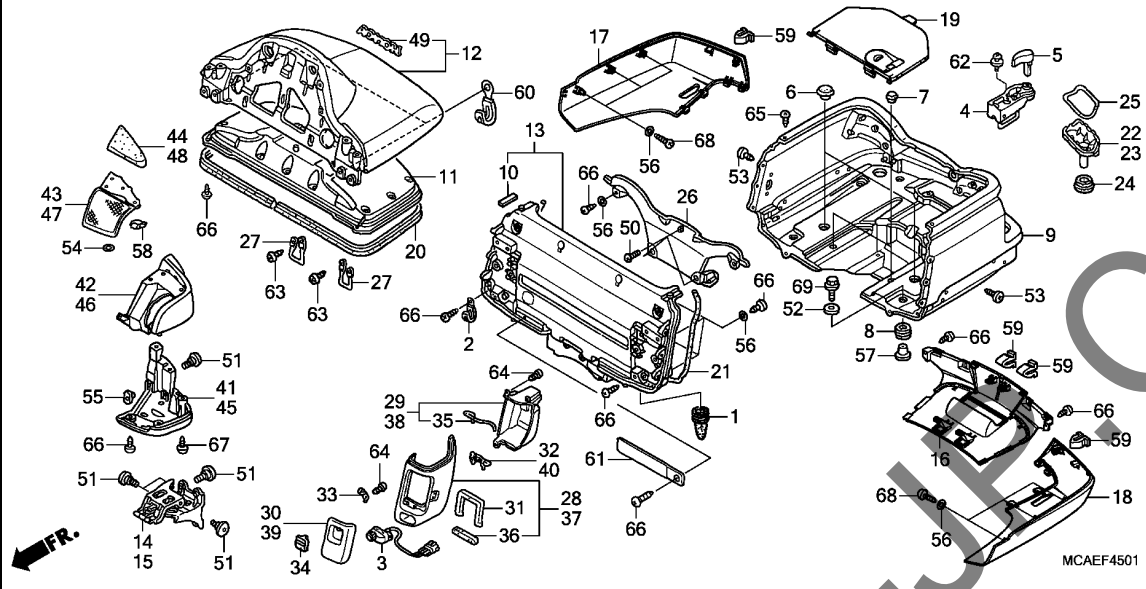
2-F11



Ref. No.	L.O.N.	(Relative ref. Number) Description	F.R.T.
46	4121E9	COVER A, ARMREST :LEFT	0.5
47	4121F1	COVER B, ARMREST :LEFT	0.3
48	4121F3	CUSHION, ARMREST :LEFT	0.3

Ref. No.	Part No.	Description	Reqd. QTY	Serial No.	Parts catalogue code
			GL1800 9 A C		
16	81141-MCA-S40ZB	COVER, TRUNK LOWER	-	-	-
		NHBO1.....GRAPHITE BLACK	-	-	-
	81141-MCA-S40ZA	*B197M*	-	-	-
		GLINT WAVE BLUE METALLIC	-	-	2ED,2F,2U,3E,U
	81141-MCA-S40ZC	*NH341P*..PEARL FADELESS WHITE	-	-	2ED,2F,3E,E,ED,F,KO,SI
	81141-MCA-S40ZD	*R345C*....CANDY ALIZARIN RED	-	-	2U,KO,SI,U
17	81143-MCA-S40ZB	COVER, R. TRUNK LOWER	-	-	-
		NHBO1.....GRAPHITE BLACK	-	-	-
	81143-MCA-S40ZA	*B197M*	-	-	-
		GLINT WAVE BLUE METALLIC	-	-	2ED,2F,2U,3E,U
	81143-MCA-S40ZC	*NH341P*..PEARL FADELESS WHITE	-	-	2ED,2F,3E,E,ED,F,KO,SI
	81143-MCA-S40ZD	*R345C*....CANDY ALIZARIN RED	-	-	2U,KO,SI,U
18	81148-MCA-S40ZB	COVER, L. TRUNK LOWER	-	-	-
		NHBO1.....GRAPHITE BLACK	-	-	-
	81148-MCA-S40ZA	*B197M*	-	-	-
		GLINT WAVE BLUE METALLIC	-	-	2ED,2F,2U,3E,U
	81148-MCA-S40ZC	*NH341P*..PEARL FADELESS WHITE	-	-	2ED,2F,3E,E,ED,F,KO,SI
	81148-MCA-S40ZD	*R345C*....CANDY ALIZARIN RED	-	-	2U,KO,SI,U
19	81171-MCA-S40	COVER, TRUNK INNER	-	-	1
20	81181-MCA-000	RUBBER, TRUNK SEAL	-	-	1
21	81183-MCA-000	RUBBER, FR. PANEL	-	-	1
22	81191-MCA-000	COVER, R. TRUNK LIGHT	-	-	1
23	81192-MCA-000	COVER, L. TRUNK LIGHT	-	-	1
24	81193-MCA-000	RUBBER, TRUNK LIGHT LOWER SEAL	-	-	2
25	81194-MCA-000	RUBBER, TRUNK LIGHT UPPER SEAL	-	-	2
26	81309-MCA-000	COVER, TRUNK CATCH	-	-	1
27	81328-MCA-780	ROD, TRUNK STRIKER	-	-	2

3

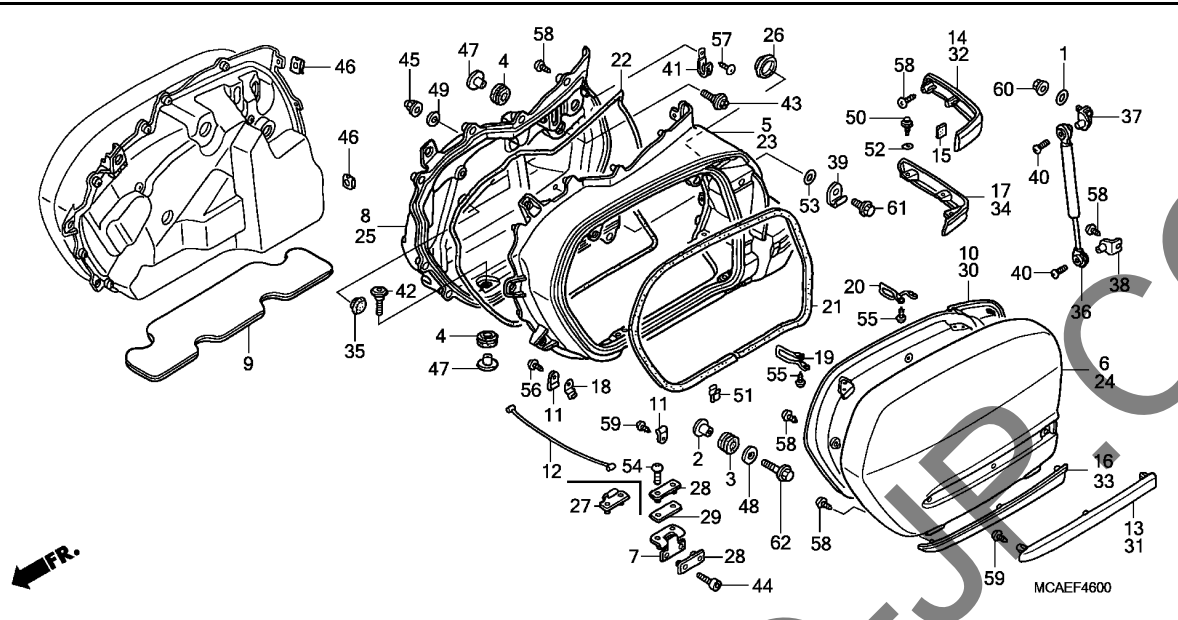


MCAEF4501

Ref. No.	Part No.	Description	Reqd. QTY		Serial No.	Parts catalogue code
			GL1800	A C		
28	82111-MCA-A60ZA	OUTER, R. TRUNK POCKET *NH1*.....BLACK	-	-	1	
29	82112-MCA-A60	INNER, R. TRUNK POCKET	-	-	1	
30	82120-MCA-A60ZA	LID, R. TRUNK POCKET *NH1*.....BLACK	-	-	1	
31	82130-MCA-300	RUBBER A, TRUNK POCKET SEAL	-	-	2	
32	82141-MCA-A60	RUBBER, R. HINGE	-	-	1	
33	82150-MCA-000	SPRING, TRUNK POCKET	-	-	2	
34	82160-MCA-A60ZA	LEVER, TRUNK POCKET *NH1*.....BLACK	-	-	1	
35	82190-MCA-A60	RUBBER C, TRUNK POCKET SEAL	-	-	2	
36	82207-MCA-A60	RUBBER, SEAT HEATER SWITCH ..	-	-	1	
37	82211-MCA-A60ZA	OUTER, L. TRUNK POCKET *NH1*.....BLACK	-	-	1	
38	82212-MCA-A60	INNER, L. TRUNK POCKET	-	-	1	
39	82220-MCA-A60ZA	LID, L. TRUNK POCKET *NH1*.....BLACK	-	-	1	
40	82241-MCA-A60	RUBBER, L. HINGE	-	-	1	
41	82310-MCA-A60ZA	BODY, R. ARMREST *NH1*.....BLACK	-	-	1	
42	82320-MCA-A60ZA	COVER A, R. ARMREST *NH1*.....BLACK	-	-	1	
43	82330-MCA-S40ZA	COVER B, R. ARMREST *NH1*.....BLACK	-	-	1	
44	82340-MCA-A60ZA	CUSHION, R. ARMREST *NH1*.....BLACK	-	-	1	

3

Ref. No.	Part No.	Description	Reqd. QTY			Serial No.	Parts catalogue code
			9	GL1800 A	C		
45	82410-MCA-A60ZA	BODY, L. ARMREST *NH1*.....BLACK	-	-	1		
46	82420-MCA-A60ZA	COVER A, L. ARMREST *NH1*.....BLACK	-	-	1		
47	82430-MCA-S40ZA	COVER B, L. ARMREST *NH1*.....BLACK	-	-	1		
48	82440-MCA-A60ZA	CUSHION, L. ARMREST *NH1*.....BLACK	-	-	1		
49	87111-MCA-A60	EMBLEM, RR. TRUNK(HONDA)	-	-	1		
50	90104-964-000	SCREW, 5X12	-	-	3		
51	90106-KY2-701	SCREW, PAN, 6X11	-	-	18		
52	90136-428-870	WASHER, TANK SETTING	-	-	4		
53	90140-MCA-000	SCREW, TAPPING, 5X12	-	-	6		
54	90301-GEO-000	NUT, CLIP	-	-	8		
55	90302-MN5-300	NUT, PLATE, 6MM	-	-	4		
56	90504-964-000	WASHER, THRUST, 5MM	-	-	16		
57	90505-MCA-000	COLLAR, TRUNK MOUNTING	-	-	4		
58	90666-S84-A01	CLIP, SNAP FITTING	-	-	4		
59	90666-SDA-A01	CLIP, SNAP FITTING(PO) (NATURAL)	-	-	4		
60	91405-MG1-000	CLIP, WIRE HARNESS	-	-	2		
61	91410-MN1-671	CLIP, 2X70	-	-	1	----- 2ED,2F,2U,3E,SI	
62	93893-06012-07	SCREW-WASHER, 6X12	-	-	2		
63	93901-25380	SCREW, TAPPING, 5X16	-	-	4		
64	93903-24280	SCREW, TAPPING, 4X10	-	-	11		
65	93903-25080	SCREW, TAPPING, 5X8	-	-	4		
66	93903-25280	SCREW, TAPPING, 5X12	-	-	44		
67	93903-25380	SCREW, TAPPING, 5X16	-	-	4		
68	93913-25380	SCREW, TAPPING, 5X14(PO)	-	-	6		
69	96001-06028-00	BOLT, FLANGE, 6X28	-	-	4		



Ref. No.	L.O.N.	(Relative ref. Number) Description	F.R.T.
5	4121B0	SADDLEBAG :RIGHT	1.1
6	4121B3	LID, SADDLEBAG :RIGHT	0.3
7	4121B6	HINGE, SADDLEBAG :LEFT	0.2
		.NOTE: Same time for two units	
	4121B7	HINGE, SADDLEBAG :RIGHT	0.2
		.NOTE: Same time for two units	
	4121H9	HINGE, SADDLEBAG :BOTH	0.4
8	4121B9	PANEL, SADDLEBAG :RIGHT	1.1
10	4121B5	INNER LID, SADDLEBAG :RIGHT ..	0.3
13	4121C5	MOLDING, SADDLEBAG SIDE :RIGHT	0.1
14	4121C7	MOLDING, SADDLEBAG REAR :RIGHT	0.1
16	4121J1	MOLDING, SADDLEBAG SIDE LOWER :RIGHT	0.2
17	4121J3	MOLDING, SADDLEBAG REAR LOWER :RIGHT	0.1
23	4121A9	SADDLEBAG :LEFT	1.1
	4121M2	SADDLEBAG :BOTH	1.8
24	4121B2	LID, SADDLEBAG :LEFT	0.3
25	4121B8	PANEL, SADDLEBAG :LEFT	1.1
30	4121B4	INNER LID, SADDLEBAG :LEFT ...	0.3
31	4121C4	MOLDING, SADDLEBAG SIDE :LEFT	0.1
32	4121C6	MOLDING, SADDLEBAG REAR :LEFT	0.1
33	4121J0	MOLDING, SADDLEBAG SIDE LOWER :LEFT	0.2

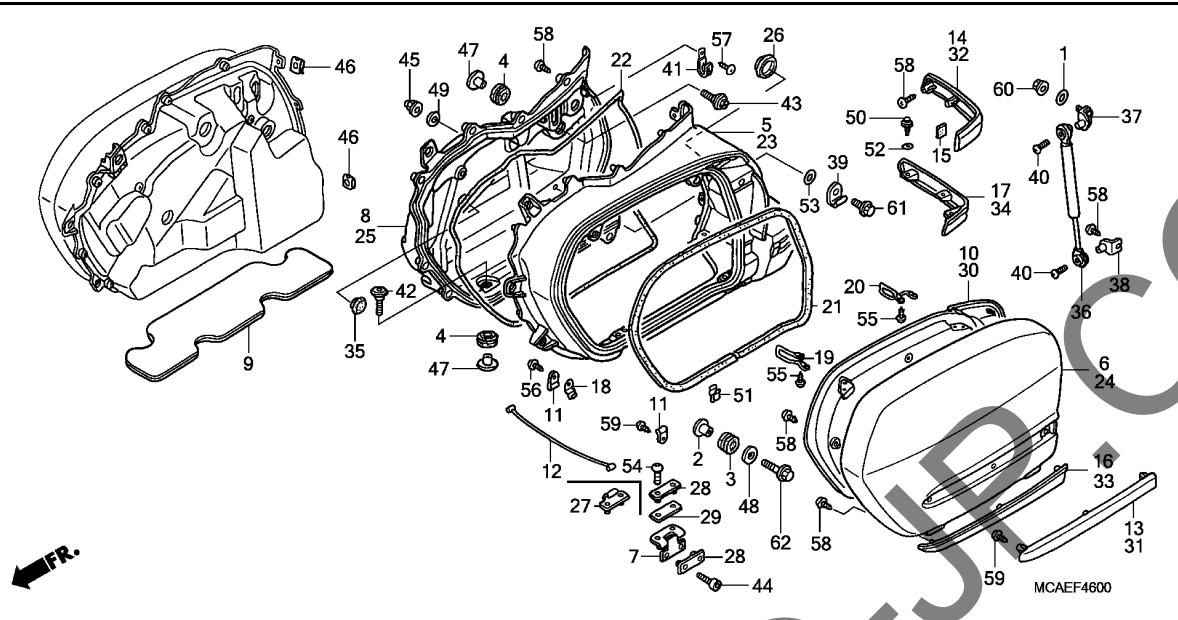
Ref. No.	Part No.	Description	Reqd. QTY		Serial No.	Parts catalogue code
			GL1800	A C		
1	15142-PE0-000	O-RING, 4.8X1.9	2	2		
2	19052-KA3-710	COLLAR, RADIATOR MOUNTING ...	2	2		
3	61320-KZ9-000	RUBBER, HEADLIGHT GUARD	2	2		
4	80201-MCA-000	RUBBER, SADDLEBAG MOUNTING ..	6	6		
5	81211-MCA-A60ZQ	BODY, R. SADDLEBAG	1	-		
		NHA54M				
		PEWTER SILVER METALLIC	1	-		
	81211-MCA-A60ZR	*R287M*	1	-		
		BLOODSTONE RED METALLIC	1	-	2ED,2F,2NZ,2U,3E,E,ED,F,KO,SI,U	
	81211-MCA-A60ZP	*B205M*MONTEREY BLUE METALLIC	1	-	2ED,2F,3E,BR,E,ED,F,KO,SI	
	81211-MCA-A60ZS	*B191M*COLUMBIA BLUE METALLIC	1	-	2NZ,2U,U	
	81211-MCA-A60ZT	*YR292M*	1	-	SI	
		MESQUITE BROWN METALLIC	1	-		
	81211-MCA-A60ZJ	*NHA73M*	-	1		
		NEBULOUS BLACK METALLIC	-	1		
	81211-MCA-A60ZG	*NH326P*..PEARL GLACIER WHITE	-	1	2ED,2F,2NZ,2U,3E,E,ED,F,KO,SI,U	
	81211-MCA-A60ZU	*Y130P*..PEARL HOT ROD YELLOW	-	1	2ED,2F,2NZ,2U,3E,E,ED,F,KO,SI,U	
	81211-MCA-A60ZT	*YR292M*	-	1		
		MESQUITE BROWN METALLIC	-	1	2ED,2F,3E,BR,E,ED,F,SI	
	81211-MCA-A60ZM	*R325M*.CALIENTE RED METALLIC	-	1	2NZ,2U,KO,U	
6	81221-MCA-000YF	LID, R. SADDLEBAG	1	-		
		NHA54M				
		PEWTER SILVER METALLIC	1	-		
	81221-MCA-000ZM	*R287M*	1	-		
		BLOODSTONE RED METALLIC	1	-	2ED,2F,2NZ,2U,3E,E,ED,F,KO,SI,U	
	81221-MCA-000YE	*B205M*MONTEREY BLUE METALLIC	1	-	2ED,2F,3E,BR,E,ED,F,KO,SI	
	81221-MCA-000YG	*B191M*COLUMBIA BLUE METALLIC	1	-	2NZ,2U,U	

3

F-46

SADDLEBAG(GL18009/A)

2-F15

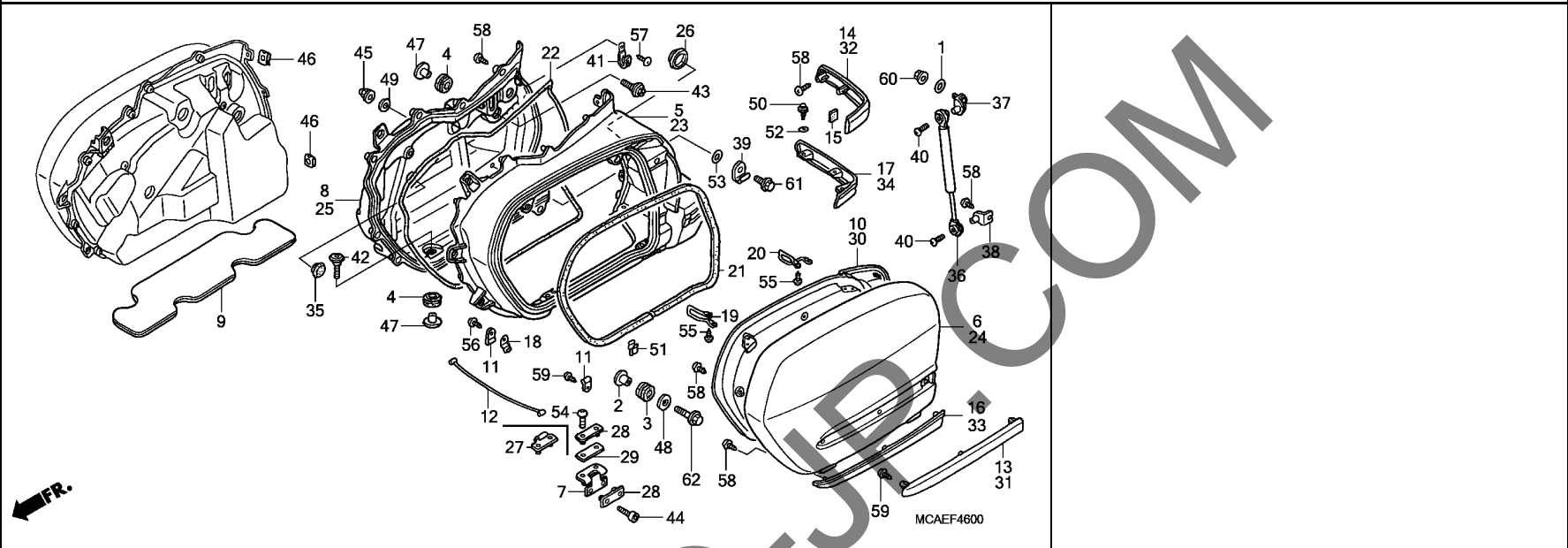


Ref. No.	L.O.N.	(Relative ref. Number) Description	F.R.T.
----------	--------	------------------------------------	--------

34	4121J2	MOLDING, SADDLEBAG REAR LOWER :LEFT	0.1
----	--------	-------------------------------------	-----

Ref. No.	Part No.	Description	Reqd. QTY	GL1800	Serial No.	Parts catalogue code
			9	A	C	
(6)	81221-MCA-000YH	LID, R. SADDLEBAG *YR292M* MESQUITE BROWN METALLIC	1	-	-	SI
	81221-MCA-000ZY	*NHA73M* NEBULOUS BLACK METALLIC	-	1	-	
	81221-MCA-000ZD	*Y130P*..PEARL HOT ROD YELLOW	-	1	-	2ED,2F,2NZ,2U,3E,E,ED,F,KO,SI,U
	81221-MCA-000ZE	*NH326P*..PEARL GLACIER WHITE	-	1	-	2ED,2F,2NZ,2U,3E,E,ED,F,KO,SI,U
	81221-MCA-000YH	*YR292M* MESQUITE BROWN METALLIC	-	1	-	2ED,2F,3E,BR,E,ED,F,SI
	81221-MCA-000YC	*R325M*.CALIENTE RED METALLIC	-	1	-	2NZ,2U,KO,U
7	81230-MCA-000	HINGE COMP., SADDLEBAG	4	4	-	
8	81231-MCA-000	PANEL, R. SADDLEBAG	1	1	-	
9	81232-MCA-A40	GUARD, SADDLEBAG HEAT	2	2	-	
10	81241-MCA-000	INNER LID, R. SADDLEBAG	1	1	-	
11	81254-MN5-000	STAY B, LID STOPPER	4	4	-	
12	81259-MCA-000	CABLE, SADDLEBAG STOPPER	2	2	-	
13	81261-MCA-000YF	MOLDING, R. SADDLEBAG SIDE *NHA54M* PEWTER SILVER METALLIC	1	-	-	SI
	81261-MCA-000ZM	*R287M* BLOODSTONE RED METALLIC	1	-	-	2ED,2F,2NZ,2U,3E,E,ED,F,KO,SI,U
	81261-MCA-000YE	*B205M*MONTEREY BLUE METALLIC	1	-	-	2ED,2F,3E,BR,E,ED,F,KO,SI
	81261-MCA-000YG	*B191M*COLUMBIA BLUE METALLIC	1	-	-	2NZ,2U,U
	81261-MCA-000YH	*YR292M* MESQUITE BROWN METALLIC	1	-	-	SI
	81261-MCA-000ZY	*NHA73M* NEBULOUS BLACK METALLIC	-	1	-	
	81261-MCA-000ZD	*Y130P*..PEARL HOT ROD YELLOW	-	1	-	2ED,2F,2NZ,2U,3E,E,ED,F,KO,SI,U

3

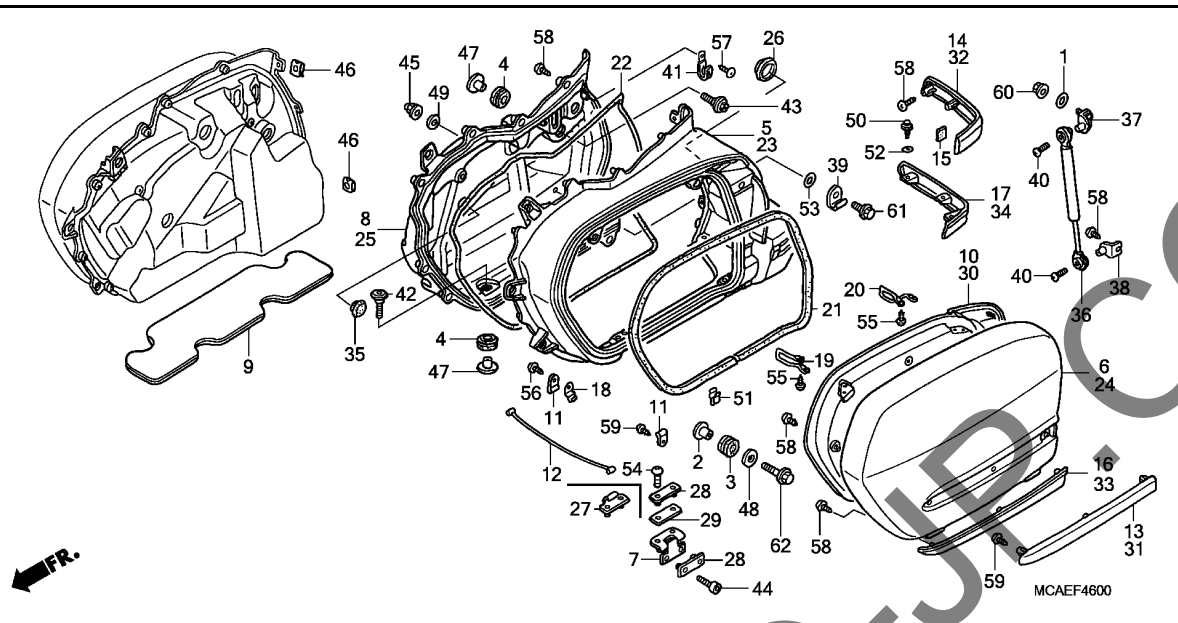


Ref. No.	Part No.	Description	Reqd. QTY		Serial No.	Parts catalogue code
			GL1800	A C		
13)	81261-MCA-000ZH	MOLDING, R. SADDLEBAG SIDE *NH326P*..PEARL GLACIER WHITE	1	-	-----	2ED,2F,2NZ,2U,3E,E,ED,F,KO,SI,U
	81261-MCA-000YH	*YR292M* MESQUITE BROWN METALLIC	1	-	-----	2ED,2F,3E,BR,E,ED,F,SI
	81261-MCA-000YC	*R325M*.CALIENTE RED METALLIC	1	-	-----	2NZ,2U,KO,U
14	81271-MCA-000YF	MOLDING, R. RR. SADDLEBAG *NHA54M*	1	-	-----	
	81271-MCA-000ZM	*R287M* PEWTER SILVER METALLIC	1	-	-----	
	81271-MCA-000YM	BLOODSTONE RED METALLIC	1	-	-----	2ED,2F,2NZ,2U,3E,E,ED,F,KO,SI,U
	81271-MCA-000YE	*B205M*MONTEREY BLUE METALLIC	1	-	-----	2ED,2F,3E,BR,E,ED,F,KO,SI
	81271-MCA-000YG	*B191M*COLUMBIA BLUE METALLIC	1	-	-----	2NZ,2U,U
	81271-MCA-000YH	*YR292M* MESQUITE BROWN METALLIC	1	-	-----	SI
	81271-MCA-000ZY	*NHA73M* NEBULOUS BLACK METALLIC	1	-	-----	
	81271-MCA-000ZD	*Y130P*..PEARL HOT ROD YELLOW	1	-	-----	2ED,2F,2NZ,2U,3E,E,ED,F,KO,SI,U
	81271-MCA-000ZH	*NH326P*..PEARL GLACIER WHITE	1	-	-----	2ED,2F,2NZ,2U,3E,E,ED,F,KO,SI,U
	81271-MCA-000YH	*YR292M* MESQUITE BROWN METALLIC	1	-	-----	2ED,2F,3E,BR,E,ED,F,SI
	81271-MCA-000YC	*R325M*.CALIENTE RED METALLIC	1	-	-----	2NZ,2U,KO,U
15	81272-MCA-300	TAPE(25X25)	2	2	-	
16	81281-MCA-000YF	MOLDING, R. SADDLEBAG SIDE LOWER				
		NHA54M PEWTER SILVER METALLIC	1	-	-----	
	81281-MCA-000ZM	*R287M* BLOODSTONE RED METALLIC	1	-	-----	2ED,2F,2NZ,2U,3E,E,ED,F,KO,SI,U

3

Ref. No.	Part No.	Description	Reqd. QTY			Serial No.	Parts catalogue code
			9	GL1800 A	C		
16)	81281-MCA-000YE	MOLDING, R. SADDLEBAG SIDE LOWER					
		*B205M*MONTEREY BLUE METALLIC	1	-	-	2ED,2F,3E,BR,E,ED,F,KO,SI	
	81281-MCA-000YG	*B191M*COLUMBIA BLUE METALLIC	1	-	-	2NZ,2U,U	
	81281-MCA-000YH	*YR292M* MESQUITE BROWN METALLIC	1	-	-	SI	
	81281-MCA-000ZY	*NHA73M* NEBULOUS BLACK METALLIC	-	1	-		
	81281-MCA-000ZD	*Y130P*..PEARL HOT ROD YELLOW	-	1	-	2ED,2F,2NZ,2U,3E,E,ED,F,KO,SI,U	
	81281-MCA-000ZE	*NH326P*..PEARL GLACIER WHITE	-	1	-	2ED,2F,2NZ,2U,3E,E,ED,F,KO,SI,U	
	81281-MCA-000YH	*YR292M* MESQUITE BROWN METALLIC	-	1	-	2ED,2F,3E,BR,E,ED,F,SI	
	81281-MCA-000YC	*R325M*.CALIENTE RED METALLIC	-	1	-	2NZ,2U,KO,U	
17	81282-MCA-000YF	MOLDING, R. RR. SADDLEBAG LOWER					
		NHA54M PEWTER SILVER METALLIC	1	-	-		
	81282-MCA-000ZM	*R287M* BLOODSTONE RED METALLIC	1	-	-	2ED,2F,2NZ,2U,3E,E,ED,F,KO,SI,U	
	81282-MCA-000YE	*B205M*MONTEREY BLUE METALLIC	1	-	-	2ED,2F,3E,BR,E,ED,F,KO,SI	
	81282-MCA-000YG	*B191M*COLUMBIA BLUE METALLIC	1	-	-	2NZ,2U,U	
	81282-MCA-000YH	*YR292M* MESQUITE BROWN METALLIC	1	-	-	SI	
	81282-MCA-000ZY	*NHA73M* NEBULOUS BLACK METALLIC	-	1	-		
	81282-MCA-000ZD	*Y130P*..PEARL HOT ROD YELLOW	-	1	-	2ED,2F,2NZ,2U,3E,E,ED,F,KO,SI,U	
	81282-MCA-000ZE	*NH326P*..PEARL GLACIER WHITE	-	1	-	2ED,2F,2NZ,2U,3E,E,ED,F,KO,SI,U	
	81282-MCA-000YH	*YR292M* MESQUITE BROWN METALLIC	-	1	-	2ED,2F,3E,BR,E,ED,F,SI	
	81282-MCA-000YC	*R325M*.CALIENTE RED METALLIC	-	1	-	2NZ,2U,KO,U	
18	81292-MCA-000	GUIDE, STOPPER CABLE	2	2	-		
19	81321-MCA-780	ROD A, SADDLEBAG STRIKER	2	2	-		
20	81322-MCA-780	ROD B, SADDLEBAG STRIKER	2	2	-		
21	81350-MCA-000	RUBBER, SADDLEBAG SEAL	2	2	-		
22	81351-MCA-000	RUBBER, BACK PANEL SEAL	2	2	-		
23	81411-MCA-A60ZQ	BODY, L. SADDLEBAG *NHA54M* PEWTER SILVER METALLIC	1	-	-		
	81411-MCA-A60ZR	*R287M* BLOODSTONE RED METALLIC	1	-	-	2ED,2F,2NZ,2U,3E,E,ED,F,KO,SI,U	
	81411-MCA-A60ZP	*B205M*MONTEREY BLUE METALLIC	1	-	-	2ED,2F,3E,BR,E,ED,F,KO,SI	
	81411-MCA-A60ZS	*B191M*COLUMBIA BLUE METALLIC	1	-	-	2NZ,2U,U	
	81411-MCA-A60ZT	*YR292M* MESQUITE BROWN METALLIC	1	-	-	SI	
	81411-MCA-A60ZJ	*NHA73M* NEBULOUS BLACK METALLIC	-	1	-		
	81411-MCA-A60ZG	*NH326P*..PEARL GLACIER WHITE	-	1	-	2ED,2F,2NZ,2U,3E,E,ED,F,KO,SI,U	
	81411-MCA-A60ZU	*Y130P*..PEARL HOT ROD YELLOW	-	1	-	2ED,2F,2NZ,2U,3E,E,ED,F,KO,SI,U	
	81411-MCA-A60ZT	*YR292M* MESQUITE BROWN METALLIC	-	1	-	2ED,2F,3E,BR,E,ED,F,SI	
	81411-MCA-A60ZM	*R325M*.CALIENTE RED METALLIC	-	1	-	2NZ,2U,KO,U	
24	81421-MCA-000YF	LID, L. SADDLEBAG *NHA54M* PEWTER SILVER METALLIC	1	-	-		
	81421-MCA-000ZM	*R287M* BLOODSTONE RED METALLIC	1	-	-	2ED,2F,2NZ,2U,3E,E,ED,F,KO,SI,U	
	81421-MCA-000YE	*B205M*MONTEREY BLUE METALLIC	1	-	-	2ED,2F,3E,BR,E,ED,F,KO,SI	

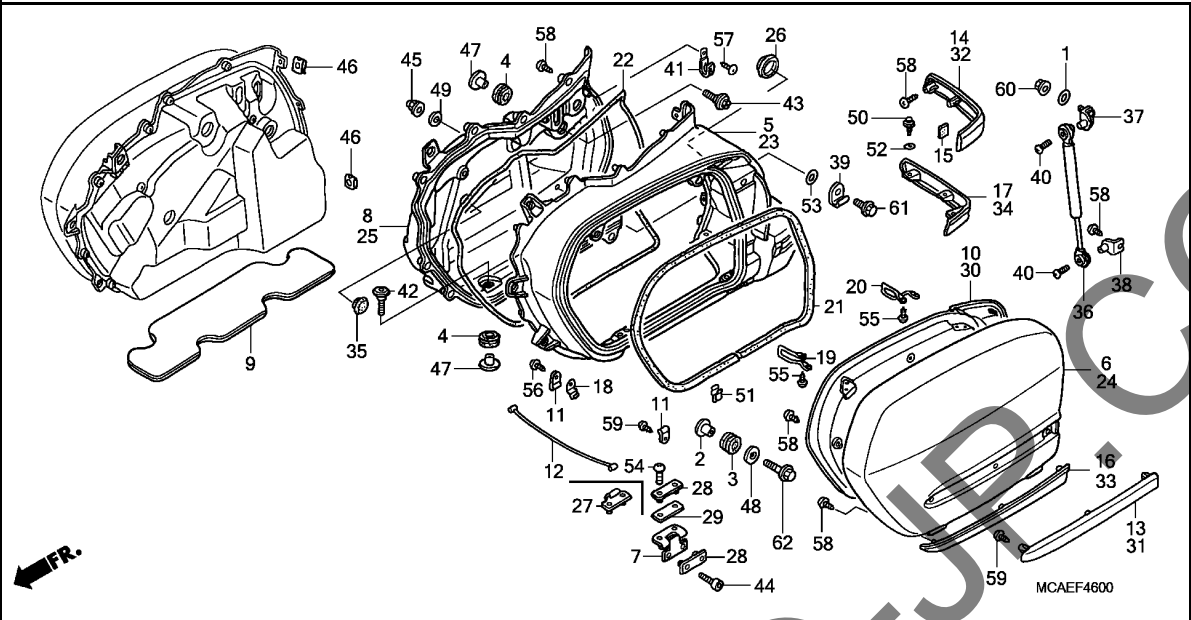




Ref. No.	Part No.	Description	Reqd. QTY		Serial No.	Parts catalogue code
			GL1800	A C		
24)	81421-MCA-000YG	LID, L. SADDLEBAG	1	-	-	2NZ,2U,U
		*B191M*COLUMBIA BLUE METALLIC				
	81421-MCA-000YH	*YR292M*	1	-	-	SI
		MESQUITE BROWN METALLIC				
	81421-MCA-000ZY	*NHA73M*	-	1	-	
		NEBULOUS BLACK METALLIC				
	81421-MCA-000ZD	*Y130P*..PEARL HOT ROD YELLOW	-	1	-	2ED,2F,2NZ,2U,3E,E,ED,F,KO,SI,U
	81421-MCA-000ZE	*NH326P*..PEARL GLACIER WHITE	-	1	-	2ED,2F,2NZ,2U,3E,E,ED,F,KO,SI,U
	81421-MCA-000YH	*YR292M*	-	1	-	2ED,2F,3E,BR,E,ED,F,SI
		MESQUITE BROWN METALLIC				
	81421-MCA-000YC	*R325M*.CALIENTE RED METALLIC	-	1	-	2NZ,2U,KO,U
25	81431-MCA-000	PANEL, L. SADDLEBAG	1	1	-	
26	81433-MCA-A60	RUBBER, SADDLEBAG LIGHT	2	2	-	
27	81438-MCA-000	WASHER, HINGE SETTING	1	1	-	
28	81438-MN5-000	WASHER, HINGE SETTING	7	7	-	
29	81439-MN5-000	RUBBER, HINGE UPPER SEAL	4	4	-	
30	81441-MCA-000	INNER LID, L. SADDLEBAG	1	1	-	
31	81461-MCA-000YF	MOLDING, L. SADDLEBAG SIDE	1	-	-	
		NHA54M				
		PEWTER SILVER METALLIC	1	-	-	
	81461-MCA-000ZM	*R287M*	1	-	-	2ED,2F,2NZ,2U,3E,E,ED,F,KO,SI,U
		BLOODSTONE RED METALLIC				
	81461-MCA-000YE	*B205M*MONTEREY BLUE METALLIC	1	-	-	2ED,2F,3E,BR,E,ED,F,KO,SI
	81461-MCA-000YG	*B191M*COLUMBIA BLUE METALLIC	1	-	-	2NZ,2U,U
	81461-MCA-000YH	*YR292M*	1	-	-	SI
		MESQUITE BROWN METALLIC				

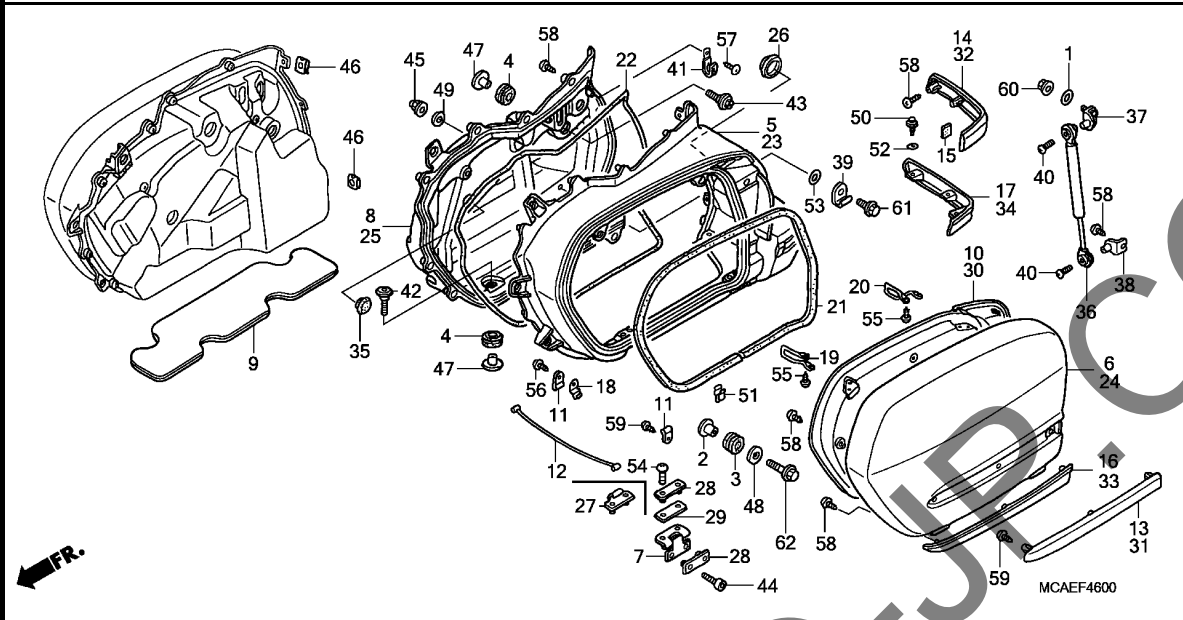
3

Ref. No.	Part No.	Description	Reqd. QTY			Serial No.	Parts catalogue code
			9	GL1800 A	C		
31)	81461-MCA-000ZY	MOLDING, L. SADDLEBAG SIDE *NHA73M*					
		NEBULOUS BLACK METALLIC	-	1	-		
	81461-MCA-000ZD	*Y130P*..PEARL HOT ROD YELLOW	-	1	-	-----	2ED,2F,2NZ,2U,3E,E,ED,F,KO,SI,U
	81461-MCA-000ZH	*NH326P*..PEARL GLACIER WHITE	-	1	-	-----	2ED,2F,2NZ,2U,3E,E,ED,F,KO,SI,U
	81461-MCA-000YH	*YR292M*					
		MESQUITE BROWN METALLIC	-	1	-	-----	2ED,2F,3E,BR,E,ED,F,SI
	81461-MCA-000YC	*R325M*.CALIENTE RED METALLIC	-	1	-	-----	2NZ,2U,KO,U
32	81471-MCA-000YF	MOLDING, L. RR. SADDLEBAG *NHA54M*					
		PEWTER SILVER METALLIC	1	-	-		
	81471-MCA-000ZM	*R287M*					
		BLOODSTONE RED METALLIC	1	-	-	-----	2ED,2F,2NZ,2U,3E,E,ED,F,KO,SI,U
	81471-MCA-000YE	*B205M*MONTEREY BLUE METALLIC	1	-	-	-----	2ED,2F,3E,BR,E,ED,F,KO,SI
	81471-MCA-000YG	*B191M*COLUMBIA BLUE METALLIC	1	-	-	-----	2NZ,2U,U
	81471-MCA-000YH	*YR292M*					
		MESQUITE BROWN METALLIC	1	-	-	-----	SI
	81471-MCA-000ZY	*NHA73M*					
		NEBULOUS BLACK METALLIC	-	1	-		
	81471-MCA-000ZD	*Y130P*..PEARL HOT ROD YELLOW	-	1	-	-----	2ED,2F,2NZ,2U,3E,E,ED,F,KO,SI,U
	81471-MCA-000ZH	*NH326P*..PEARL GLACIER WHITE	-	1	-	-----	2ED,2F,2NZ,2U,3E,E,ED,F,KO,SI,U
	81471-MCA-000YH	*YR292M*					
		MESQUITE BROWN METALLIC	-	1	-	-----	2ED,2F,3E,BR,E,ED,F,SI
	81471-MCA-000YC	*R325M*.CALIENTE RED METALLIC	-	1	-	-----	2NZ,2U,KO,U
33	81481-MCA-000YF	MOLDING, L. SADDLEBAG SIDE LOWER					
		NHA54M					
		PEWTER SILVER METALLIC	1	-	-		
	81481-MCA-000ZM	*R287M*					
		BLOODSTONE RED METALLIC	1	-	-	-----	2ED,2F,2NZ,2U,3E,E,ED,F,KO,SI,U
	81481-MCA-000YE	*B205M*MONTEREY BLUE METALLIC	1	-	-	-----	2ED,2F,3E,BR,E,ED,F,KO,SI
	81481-MCA-000YG	*B191M*COLUMBIA BLUE METALLIC	1	-	-	-----	2NZ,2U,U
	81481-MCA-000YH	*YR292M*					
		MESQUITE BROWN METALLIC	1	-	-	-----	SI
	81481-MCA-000ZY	*NHA73M*					
		NEBULOUS BLACK METALLIC	-	1	-		
	81481-MCA-000ZD	*Y130P*..PEARL HOT ROD YELLOW	-	1	-	-----	2ED,2F,2NZ,2U,3E,E,ED,F,KO,SI,U
	81481-MCA-000ZE	*NH326P*..PEARL GLACIER WHITE	-	1	-	-----	2ED,2F,2NZ,2U,3E,E,ED,F,KO,SI,U
	81481-MCA-000YH	*YR292M*					
		MESQUITE BROWN METALLIC	-	1	-	-----	2ED,2F,3E,BR,E,ED,F,SI
	81481-MCA-000YC	*R325M*.CALIENTE RED METALLIC	-	1	-	-----	2NZ,2U,KO,U
34	81482-MCA-000YF	MOLDING, L. RR. SADDLEBAG LOWER					
		NHA54M					
		PEWTER SILVER METALLIC	1	-	-		
	81482-MCA-000ZM	*R287M*					
		BLOODSTONE RED METALLIC	1	-	-	-----	2ED,2F,2NZ,2U,3E,E,ED,F,KO,SI,U
	81482-MCA-000YE	*B205M*MONTEREY BLUE METALLIC	1	-	-	-----	2ED,2F,3E,BR,E,ED,F,KO,SI
	81482-MCA-000YG	*B191M*COLUMBIA BLUE METALLIC	1	-	-	-----	2NZ,2U,U
	81482-MCA-000YH	*YR292M*					
		MESQUITE BROWN METALLIC	1	-	-	-----	SI
	81482-MCA-000ZY	*NHA73M*					
		NEBULOUS BLACK METALLIC	-	1	-		
	81482-MCA-000ZD	*Y130P*..PEARL HOT ROD YELLOW	-	1	-	-----	2ED,2F,2NZ,2U,3E,E,ED,F,KO,SI,U
	81482-MCA-000ZE	*NH326P*..PEARL GLACIER WHITE	-	1	-	-----	2ED,2F,2NZ,2U,3E,E,ED,F,KO,SI,U
	81482-MCA-000YH	*YR292M*					
		MESQUITE BROWN METALLIC	-	1	-	-----	2ED,2F,3E,BR,E,ED,F,SI
	81482-MCA-000YC	*R325M*.CALIENTE RED METALLIC	-	1	-	-----	2NZ,2U,KO,U



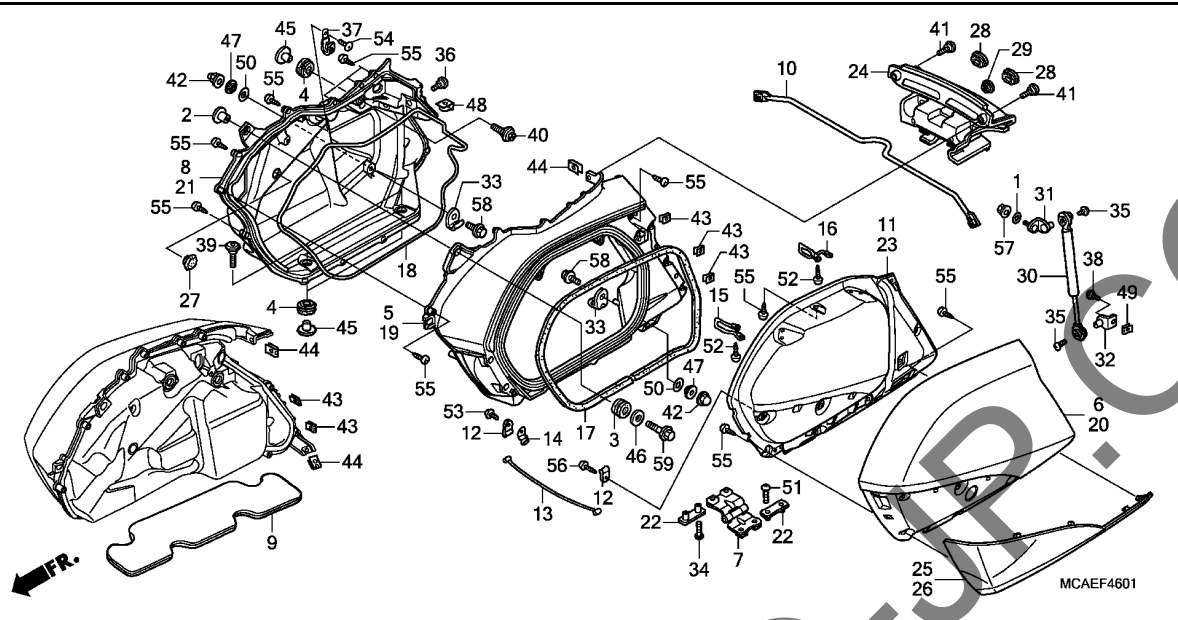
Ref. No.	Part No.	Description	Reqd. QTY		Serial No.	Parts catalogue code
			GL1800	A C		
35	82871-671-000	GROMMET, DRAIN HOLE, 25MM	2	2		
36	83590-MCA-013	DAMPER, OPENER	2	2		
	83590-MCA-G61		2	2		2ED,2F,2NZ,2U,3E,E,ED,F,U
	83590-MCA-013		2	2		BR,KO,SI
37	83591-MCA-000	PLATE, DAMPER MOUNTING UPPER	2	2		
38	83592-MCA-000	PLATE, DAMPER MOUNTING LOWER	2	2		
39	89106-MN5-000	STAY, TOOL SETTING(A)	1	1		
40	90104-964-000	SCREW, 5X12	4	4		
41	90106-KJ6-740	CLIP, TUBE	6	6		
42	90109-MCA-000	SCREW, SPECIAL, 6MM	4	4		
43	90119-MCA-000	SCREW, SPECIAL, 6MM	2	2		
44	90131-MY3-781	BOLT, TORX, 5X14	8	8		
45	90201-428-900	NUT, CAP, 6MM	1	1		
46	90320-MM5-000	NUT, SPRING, 6MM	4	4		
47	90501-MCA-000	COLLAR, SADDLEBAG MOUNTING	6	6		
48	90506-430-000	WASHER, FENDER MOUNTING	2	2		
49	90512-KF9-900	WASHER, 6X20	1	1		
50	90654-MCA-000	CLIP, LOWER MOLDING	6	6		
51	90655-MCA-000	CLIP, SADDLEBAG	2	2		
52	91317-171-003	O-RING, 6X1.7(ARAI)	6	6		
53	91352-GAZ-930	O-RING, 8.5X1.5	1	1		
54	93500-05014-0G	SCREW, PAN, 5X14	8	8		
55	93901-25380	SCREW, TAPPING, 5X16	8	8		
56	93903-24280	SCREW, TAPPING, 4X10	2	2		

3



Ref. No.	Part No.	Description	Reqd. QTY		Serial No.	Parts catalogue code
			GL1800	A C		

57	93903-25180	SCREW, TAPPING, 5X10	6	6	-	
58	93903-25280	SCREW, TAPPING, 5X12	48	48	-	
59	93903-25380	SCREW, TAPPING, 5X16	8	8	-	
60	94050-05000	NUT, FLANGE, 5MM	2	2	-	
61	96001-06012-07	BOLT, FLANGE, 6X12	1	1	-	
62	96001-06030-00	BOLT, FLANGE, 6X30	2	2	-	



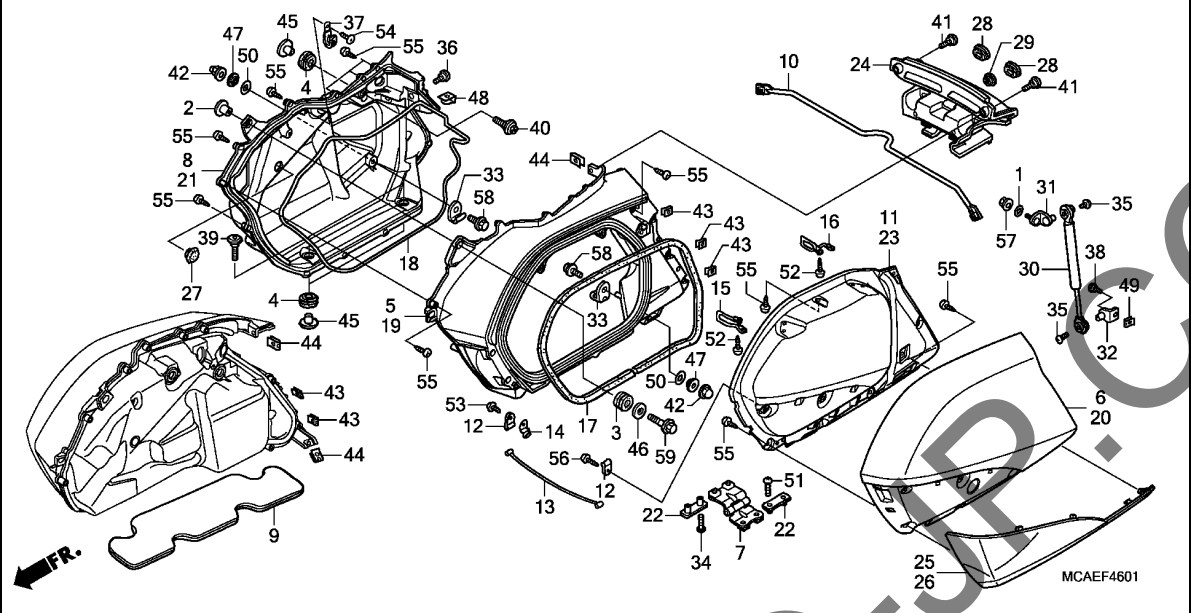
Ref. No.	L.O.N.	(Relative ref. Number) Description	F.R.T.
5	4121B0	SADDLEBAG :RIGHT (25)	1.5
6	4121B3	LID, SADDLEBAG :RIGHT	0.5
7	4121B6	HINGE, SADDLEBAG :LEFT	0.3
		.NOTE: Same time for two units	
	4121B7	HINGE, SADDLEBAG :RIGHT	0.3
		.NOTE: Same time for two units	
	4121H9	HINGE, SADDLEBAG :BOTH	0.6
8	4121B9	PANEL, SADDLEBAG :RIGHT	1.5
11	4121B5	INNER LID, SADDLEBAG :RIGHT	0.5
19	4121A9	SADDLEBAG :LEFT	1.5
	4121M2	SADDLEBAG :BOTH (26)	2.3
20	4121B2	LID, SADDLEBAG :LEFT	0.5
	4121M3	LID, SADDLEBAG :BOTH	1.0
21	4121B8	PANEL, SADDLEBAG :LEFT	1.5
23	4121B4	INNER LID, SADDLEBAG :LEFT	0.5
24	4121N7	COWL, SADDLEBAG (10)	0.5

3

Ref. No.	Part No.	Description	Reqd. QTY	Serial No.	Parts catalogue code
			GL1800 9 A C		
1	15142-PE0-000	O-RING, 4.8X1.9	-	2	
2	19052-KA3-710	COLLAR, RADIATOR MOUNTING	-	2	
3	61320-KZ9-000	RUBBER, HEADLIGHT GUARD	-	2	
4	80201-MCA-000	RUBBER, SADDLEBAG MOUNTING	-	6	
5	81211-MCA-S40ZB	BODY, R. SADDLEBAG	-	1	
		NHBO1.....GRAPHITE BLACK	-	1	
	81211-MCA-S40ZA	*B197M* GLINT WAVE BLUE METALLIC	-	1	2ED,2F,2U,3E,U
	81211-MCA-S40ZC	*NH341P*.PEARL FADELESS WHITE	-	1	2ED,2F,3E,E,ED,F,KO,SI
	81211-MCA-S40ZD	*R345C*....CANDY ALIZARIN RED	-	1	2U,KO,SI,U
6	81221-MCA-S40ZB	LID, R. SADDLEBAG	-	1	
		NHBO1.....GRAPHITE BLACK	-	1	
	81221-MCA-S40ZA	*B197M* GLINT WAVE BLUE METALLIC	-	1	2ED,2F,2U,3E,U
	81221-MCA-S40ZC	*NH341P*.PEARL FADELESS WHITE	-	1	2ED,2F,3E,E,ED,F,KO,SI
	81221-MCA-S40ZD	*R345C*....CANDY ALIZARIN RED	-	1	2U,KO,SI,U
7	81230-MCA-S40	HINGE COMP., SADDLEBAG	-	4	
8	81231-MCA-S40	PANEL, R. SADDLEBAG	-	1	
9	81232-MCA-A40	GUARD, SADDLEBAG HEAT	-	2	
10	81233-MCA-S40	PIPE, CROSS	-	1	
11	81241-MCA-S40	INNER LID, R. SADDLEBAG	-	1	
12	81254-MN5-000	STAY B, LID STOPPER	-	4	
13	81259-MCA-S40	CABLE, SADDLEBAG STOPPER	-	2	
14	81292-MCA-000	GUIDE, STOPPER CABLE	-	2	
15	81321-MCA-780	ROD A, SADDLEBAG STRIKER	-	2	
16	81322-MCA-780	ROD B, SADDLEBAG STRIKER	-	2	

Ref. No.	Part No.	Description	Reqd. QTY			Serial No.	Parts catalogue code
			9	GL1800 A	C		
17	81350-MCA-S40	RUBBER, SADDLEBAG SEAL	-	-	2		
18	81351-MCA-S40	RUBBER, BACK PANEL SEAL	-	-	2		
19	81411-MCA-S40ZB	BODY, L. SADDLEBAG					
		NHBO1.....GRAPHITE BLACK	-	-	1		
	81411-MCA-S40ZA	*B197M*					
		GLINT WAVE BLUE METALLIC	-	-	1	----- 2ED,2F,2U,3E,U	
	81411-MCA-S40ZC	*NH341P*.PEARL FADELESS WHITE	-	-	1	----- 2ED,2F,3E,E,ED,F,KO,SI	
	81411-MCA-S40ZD	*R345C*....CANDY ALIZARIN RED	-	-	1	----- 2U,KO,SI,U	
20	81421-MCA-S40ZB	LID, L. SADDLEBAG					
		NHBO1.....GRAPHITE BLACK	-	-	1		
	81421-MCA-S40ZA	*B197M*					
		GLINT WAVE BLUE METALLIC	-	-	1	----- 2ED,2F,2U,3E,U	
	81421-MCA-S40ZC	*NH341P*.PEARL FADELESS WHITE	-	-	1	----- 2ED,2F,3E,E,ED,F,KO,SI	
	81421-MCA-S40ZD	*R345C*....CANDY ALIZARIN RED	-	-	1	----- 2U,KO,SI,U	
21	81431-MCA-S40	PANEL, L. SADDLEBAG	-	-	1		
22	81438-MN5-000	WASHER, HINGE SETTING	-	-	8		
23	81441-MCA-S40	INNER LID, L. SADDLEBAG	-	-	1		
24	81501-MCA-S40ZB	COWL, RR. CENTER SADDLEBAG					
		NHBO1.....GRAPHITE BLACK	-	-	1		
	81501-MCA-S40ZA	*B197M*					
		GLINT WAVE BLUE METALLIC	-	-	1	----- 2ED,2F,2U,3E,U	
	81501-MCA-S40ZC	*NH341P*.PEARL FADELESS WHITE	-	-	1	----- 2ED,2F,3E,E,ED,F,KO,SI	
	81501-MCA-S40ZD	*R345C*....CANDY ALIZARIN RED	-	-	1	----- 2U,KO,SI,U	
25	82213-MCA-S40	COVER, R. SADDLEBAG LID	-	-	1		
26	82513-MCA-S40	COVER, L. SADDLEBAG LID	-	-	1		
27	82871-671-000	GROMMET, DRAIN HOLE, 25MM	-	-	2		
28	83551-MA6-000	GROMMET, SIDE COVER	-	-	2		
29	83551-376-000	GROMMET, SIDE COVER	-	-	1		
30	83590-MCA-G61	DAMPER, OPENER	-	-	2	----- 2ED,2F,2U,3E,E,ED,F,U	
	83590-MCA-013	-	-	2	----- KO,SI	
31	83591-MCA-000	PLATE, DAMPER MOUNTING UPPER	-	-	2		
32	83592-MCA-000	PLATE, DAMPER MOUNTING LOWER	-	-	2		
33	89106-MN5-000	STAY, TOOL SETTING(A)					
		(L. SIDE ONLY)	-	-	2		
34	90101-MCA-S40	BOLT, TORX(5X16)	-	-	8		
35	90104-964-000	SCREW, 5X12	-	-	4		
36	90106-KBV-000	SCREW, PAN, 6X14	-	-	2		
37	90106-KJ6-740	CLIP, TUBE	-	-	2		
38	90106-MBY-000	SCREW, SPECIAL, 5X12	-	-	2		
39	90109-MCA-000	SCREW, SPECIAL, 6MM	-	-	4		
40	90119-MCA-000	SCREW, SPECIAL, 6MM	-	-	2		
41	90137-MCA-000	SCREW, SPECIAL, 6MM	-	-	2		
42	90201-428-900	NUT, CAP, 6MM					
		(L. SIDE ONLY)	-	-	2		
43	90312-MT3-000	NUT, CLIP, 5MM	-	-	10		
44	90320-MM5-000	NUT, SPRING, 6MM	-	-	4		
45	90501-MCA-000	COLLAR, SADDLEBAG MOUNTING ..	-	-	6		
46	90506-430-000	WASHER, FENDER MOUNTING	-	-	2		
47	90512-KF9-900	WASHER, 6X20					
		(L. SIDE ONLY)	-	-	2		
48	90651-MFL-670	U-CLIP	-	-	2		
49	90677-KAN-961	NUT, CLIP, 5MM	-	-	2		

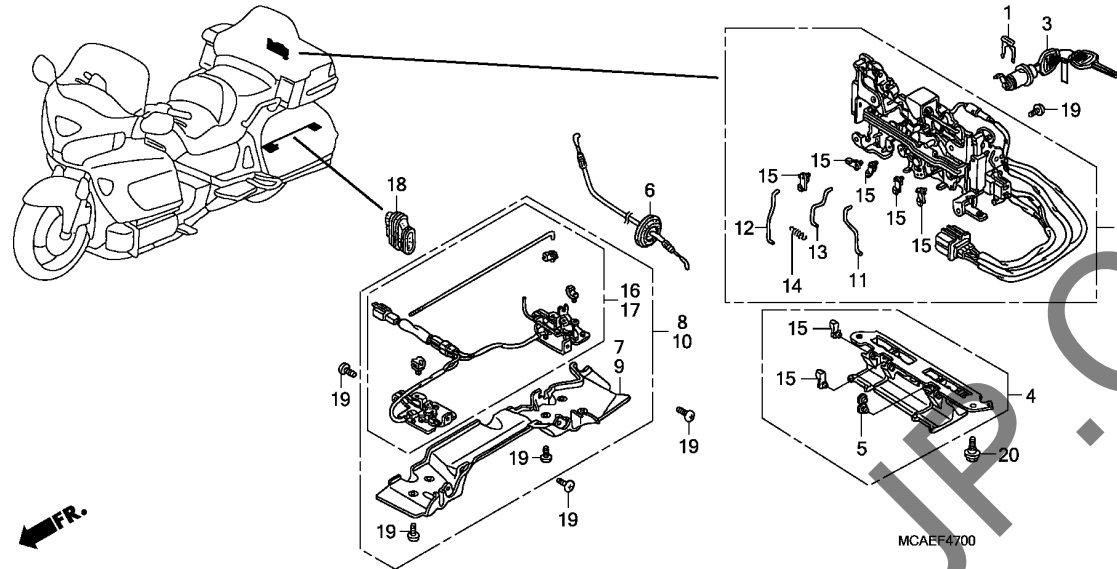




Ref. No.	Part No.	Description	Reqd. QTY		Serial No.	Parts catalogue code
			GL1800	A		

50	91352-GAZ-930	O-RING, 8.5X1.5 (L. SIDE ONLY)	-	2		
51	93500-05016-0G	SCREW, PAN, 5X16	-	8		
52	93901-25380	SCREW, TAPPING, 5X16	-	8		
53	93903-24280	SCREW, TAPPING, 4X10	-	2		
54	93903-25180	SCREW, TAPPING, 5X10	-	2		
55	93903-25280	SCREW, TAPPING, 5X12	-	46		
56	93903-25380	SCREW, TAPPING, 5X16	-	2		
57	94050-05000	NUT, FLANGE, 5MM	-	2		
58	96001-06012-07	BOLT, FLANGE, 6X12 (L. SIDE ONLY)	-	2		
59	96001-06030-00	BOLT, FLANGE, 6X30	-	2		

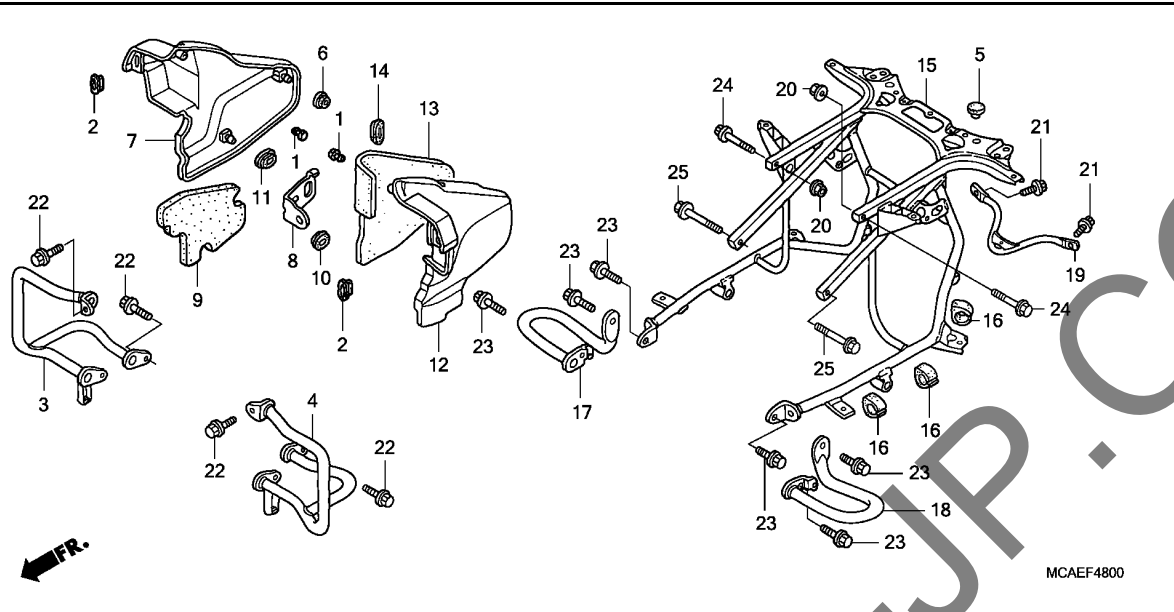
3



Ref. No.	L.O.N.	(Relative ref. Number) Description	F.R.T.
2	4121D8	OPENER UNIT, TRUNK	0.6
3	4121F8	KEY, TRUNK LOCK	0.5
4	4121D4	LEVER, LUGGAGE BAG	0.3
6	811170	CABLE(S), SADDLEBAG OPENER ...	0.6
	811170A	.Replace 1 saddlebag opener cable add	0.4
	8111F1	CABLE(S), SADDLEBAG OPENER(A) .NOTE: '12- model	1.2
	8111F1A	.Replace 1 saddlebag opener cable add	0.5
7	4121E0	COVER, SADDLEBAG CATCH :RIGHT	0.2
8	4121E2	CATCH, SADDLEBAG :RIGHT	0.6
	4121P1	CATCH, SADDLEBAG(A) :RIGHTNOTE: '12- model	1.2
9	4121D9	COVER, SADDLEBAG CATCH :LEFT	0.2
10	4121E1	CATCH, SADDLEBAG :LEFT	0.6
	4121P0	CATCH, SADDLEBAG(A) :LEFTNOTE: '12- model	1.2
	4121N8	CATCH, SADDLEBAG :BOTH	1.2
	4121P2	CATCH, SADDLEBAG(A) :BOTHNOTE: '12- model	1.7

Ref. No.	Part No.	Description	Reqd. QTY			Serial No.	Parts catalogue code
			9	GL1800 A	C		
1	37222-MCA-000	SPRING, LOCK KEY SETTING	1	1	1		
2	81310-MCA-A23	OPENER UNIT	1	1	1		
3	81312-MCA-003	LOCK ASSY., OPENER UNIT	1	1	1		
4	81335-MCA-013	LEVER ASSY., LUGGAGE BAG	1	1	1		
	81335-MCA-S41	-	-	1		
5	81336-MCA-003	HOLDER, SNAP	1	1	1		
6	81345-MCA-A61	CABLE COMP., SADDLEBAG OPENER	2	2	2		
7	81360-MCA-000	COVER, R. SADDLEBAG CATCH ...	1	1	-		
	81360-MCA-S40	-	-	1		
8	81361-MCA-003	CATCH ASSY., R. SADDLEBAG	1	1	-		
	81361-MCA-S41	-	-	1		
9	81370-MCA-000	COVER, L. SADDLEBAG CATCH ...	1	1	-		
	81370-MCA-S40	-	-	1		
10	81371-MCA-003	CATCH ASSY., L. SADDLEBAG ...	1	1	-		
	81371-MCA-S41	-	-	1		
11	81381-MCA-013	ROD, L.	1	1	1		
12	81382-MCA-003	ROD, R.	1	1	1		
13	81383-MCA-003	ROD, CENTER	1	1	1		
14	81384-MCA-003	SPRING	4	4	4		
15	81385-MCA-003	SNAP	7	7	7		
16	81386-MCA-003	CATCH SET, R. SADDLEBAG	1	1	-		
	81386-MCA-S41	-	-	1		
17	81396-MCA-003	CATCH SET, L. SADDLEBAG	1	1	-		
	81396-MCA-S41	-	-	1		
18	81399-MCA-000	GROMMET, CATCH ROD	2	2	2		
19	90104-964-000	SCREW, 5X12	23	23	23		
20	90111-197-890	BOLT, FLANGE, 6MM	2	2	2		

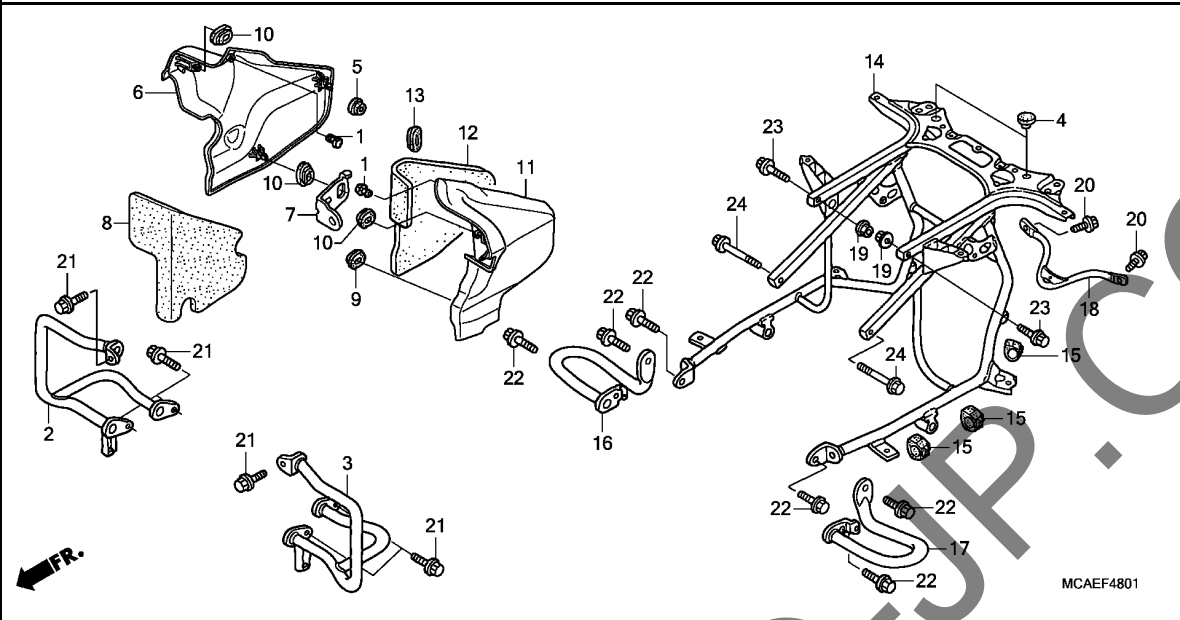




Ref. No.	L.O.N.	(Relative ref. Number) Description	F.R.T.
3	4101F6	GUARD, ENGINE :RIGHT	0.5
4	4101F5	GUARD, ENGINE :LEFT	0.5
	4101F9	GUARD, ENGINE :BOTH	0.7
7	4131K0	COVER, ENGINE SIDE :RIGHT	0.1
12	4131J9	COVER, ENGINE SIDE :LEFT	0.1
	4131K1	COVER, ENGINE SIDE :BOTH	0.1
15	412125	STAY, SADDLEBAG	1.3
17	4121G5	PIPE, SADDLEBAG GUARD :RIGHT	0.1
18	4121G4	PIPE, SADDLEBAG GUARD :LEFT	0.1

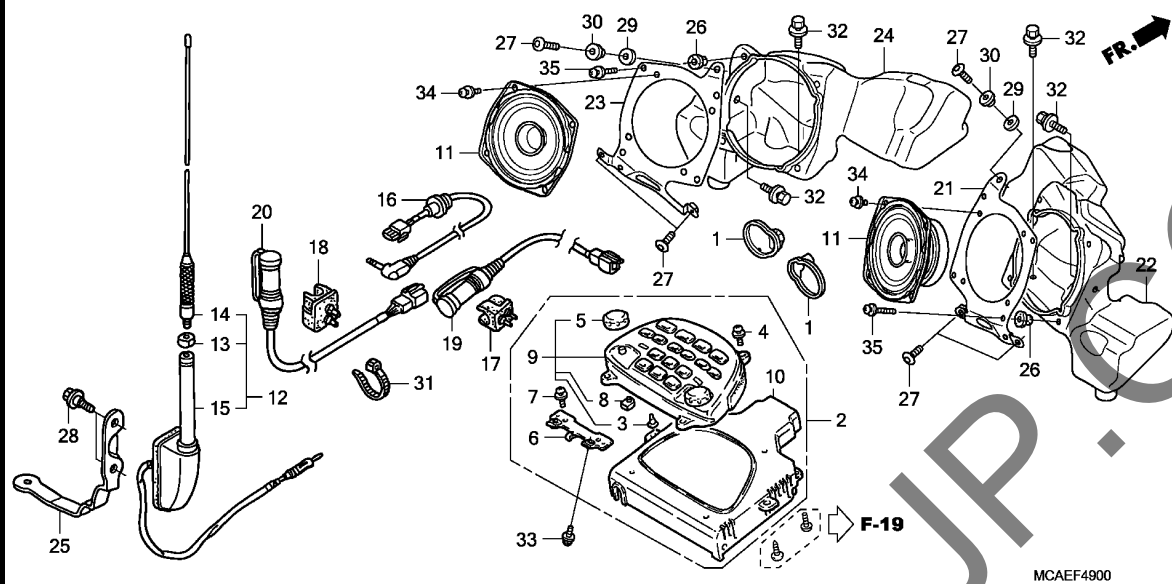
3

Ref. No.	Part No.	Description	Reqd. QTY			Serial No.	Parts catalogue code
			GL1800	A	C		
1	61112-727-000	RUBBER, TENSIONER ARM	2	2	-		
2	61313-KC5-000	RUBBER, HEADLIGHT CASE MOUNTING	2	2	-		
3	62501-MCA-000	GUARD, R. ENGINE	1	1	-		
4	62601-MCA-000	GUARD, L. ENGINE	1	1	-		
5	77211-965-000	RUBBER, SEAT STOPPER	2	2	-		
6	83504-GE0-000	GROMMET, RR. COVER	1	1	-		
7	83511-MCA-A60	COVER, R. ENGINE SIDE	1	1	-		
8	83512-MCA-A00	STAY, R. ENGINE SIDE COVER	1	1	-		
9	83514-MCA-D00	MAT, R. ENGINE SIDE COVER	1	1	-		
10	83551-GE2-000	GROMMET, AIR CLEANER CASE	1	1	-		
11	83551-300-000	GROMMET, AIR CLEANER CASE	1	1	-		
12	83561-MCA-A60	COVER, L. ENGINE SIDE	1	1	-		
13	83564-MCA-D00	MAT, L. ENGINE SIDE COVER	1	1	-		
14	83601-MB0-000	GROMMET A, SIDE COVER	1	1	-		
15	84100-MCA-A61	STAY COMP., SADDLEBAG	1	1	-		
16	84128-MCA-000	RUBBER, SADDLEBAG MOUNTING	6	6	-		
17	84130-MCA-000	PIPE, R. SADDLEBAG GUARD	1	1	-		
18	84140-MCA-000	PIPE, L. SADDLEBAG GUARD	1	1	-		
19	84201-MCA-A60	PIPE, RR. FRAME END	1	1	-		
20	94050-08000	NUT, FLANGE, 8MM	2	2	-		
21	96300-06012-07	BOLT, FLANGE, 6X12	2	2	-		
22	96300-08025-00	BOLT, FLANGE, 8X25	6	6	-		
23	96400-08020-00	BOLT, FLANGE, 8X20	6	6	-		
24	96400-08040-00	BOLT, FLANGE, 8X40	2	2	-		
25	96400-08045-00	BOLT, FLANGE, 8X45	2	2	-		



Ref. No.	L.O.N.	(Relative ref. Number) Description	F.R.T.
2	4101F6	GUARD, ENGINE :RIGHT	0.5
3	4101F5	GUARD, ENGINE :LEFT	0.5
	4101F9	GUARD, ENGINE :BOTH	0.7
6	4131K0	COVER, ENGINE SIDE :RIGHT	0.1
11	4131J9	COVER, ENGINE SIDE :LEFT	0.1
	4131K1	COVER, ENGINE SIDE :BOTH	0.1
14	412125	STAY, SADDLEBAG	3.0
16	4121G5	PIPE, SADDLEBAG GUARD :RIGHT	0.1
17	4121G4	PIPE, SADDLEBAG GUARD :LEFT	0.1

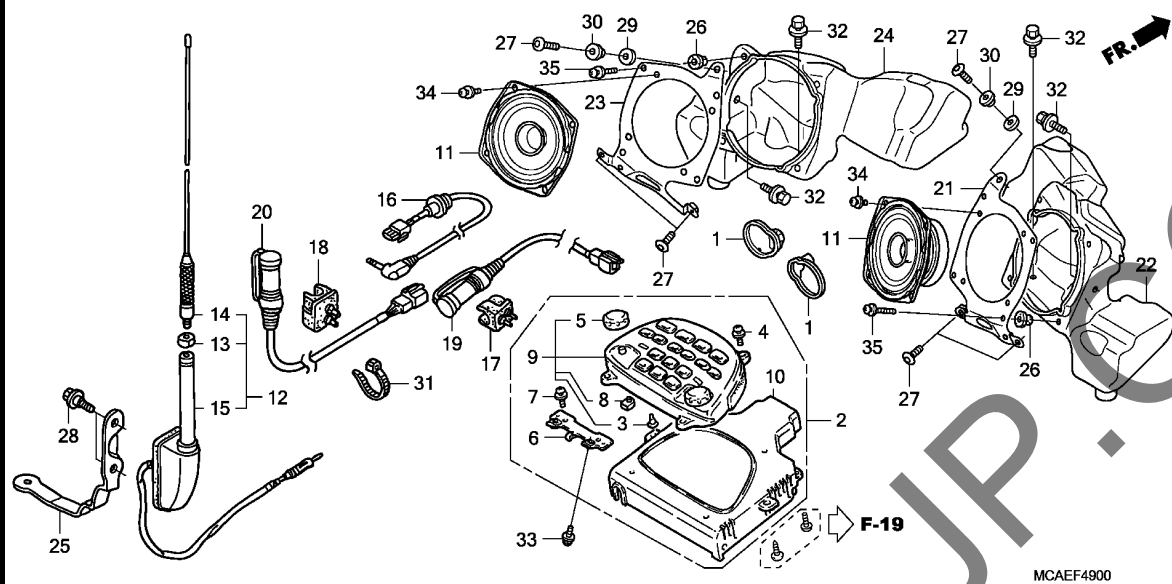
Ref. No.	Part No.	Description	Reqd. QTY			Serial No.	Parts catalogue code
			GL1800	A	C		
			9				
1	61112-727-000	RUBBER, TENSIONER ARM	-	-	2		
2	62501-MCA-S40	GUARD, R. ENGINE	-	-	1		
3	62601-MCA-S40	GUARD, L. ENGINE	-	-	1		
4	77211-965-000	RUBBER, SEAT STOPPER	-	-	2		
5	83504-GE0-000	GROMMET, RR. COVER	-	-	1		
6	83511-MCA-S40	COVER, R. ENGINE SIDE	-	-	1		
7	83512-MCA-A00	STAY, R. ENGINE SIDE COVER	-	-	1		
8	83514-MCA-S40	MAT, R. ENGINE SIDE COVER	-	-	1		
9	83551-GE2-000	GROMMET, AIR CLEANER CASE	-	-	1		
10	83551-300-000	GROMMET, AIR CLEANER CASE	-	-	3		
11	83561-MCA-S40	COVER, L. ENGINE SIDE	-	-	1		
12	83564-MCA-640	MAT, L. ENGINE SIDE COVER	-	-	1		
13	83601-MB0-000	GROMMET A, SIDE COVER	-	-	1		
14	84100-MCA-A61	STAY COMP., SADDLEBAG	-	-	1		
15	84128-MCA-000	RUBBER, SADDLEBAG MOUNTING	-	-	6		
16	84130-MCA-S40	PIPE, R. SADDLEBAG GUARD	-	-	1		
17	84140-MCA-S40	PIPE, L. SADDLEBAG GUARD	-	-	1		
18	84201-MCA-S40	PIPE, RR. FRAME END	-	-	1		
19	94050-08000	NUT, FLANGE, 8MM	-	-	2		
20	96300-06012-07	BOLT, FLANGE, 6X12	-	-	2		
21	96300-08025-00	BOLT, FLANGE, 8X25	-	-	6		
22	96400-08020-00	BOLT, FLANGE, 8X20	-	-	6		
23	96400-08040-00	BOLT, FLANGE, 8X40	-	-	2		
24	96400-08045-00	BOLT, FLANGE, 8X45	-	-	2		



Ref. No.	L.O.N.	(Relative ref. Number) Description	F.R.T.
2	6191A0	AUDIO UNIT	0.9
9	6191B5	CASE, UPPER	0.9
11	6191A1	SPEAKER UNIT :LEFT FRONT	0.2
	6191A2	SPEAKER UNIT :RIGHT FRONT	0.2
	6191A3	SPEAKER UNIT :BOTH FRONT	0.3
12		(15)	
	619130	ANTENNA	0.2
16	6111D2	CORD, AUX	0.2
19	6111D3	LEAD, HEAD SET JUNCTION :DRIVER SIDE	0.2
20	6111D4	LEAD, HEAD SET JUNCTION :PASSENGER SIDE	0.2
22	6191B0	BOX, SPEAKER :RIGHT	1.3
24	6191A9	BOX, SPEAKER :LEFT	1.3
	6191B1	BOX, SPEAKER :BOTH	1.4

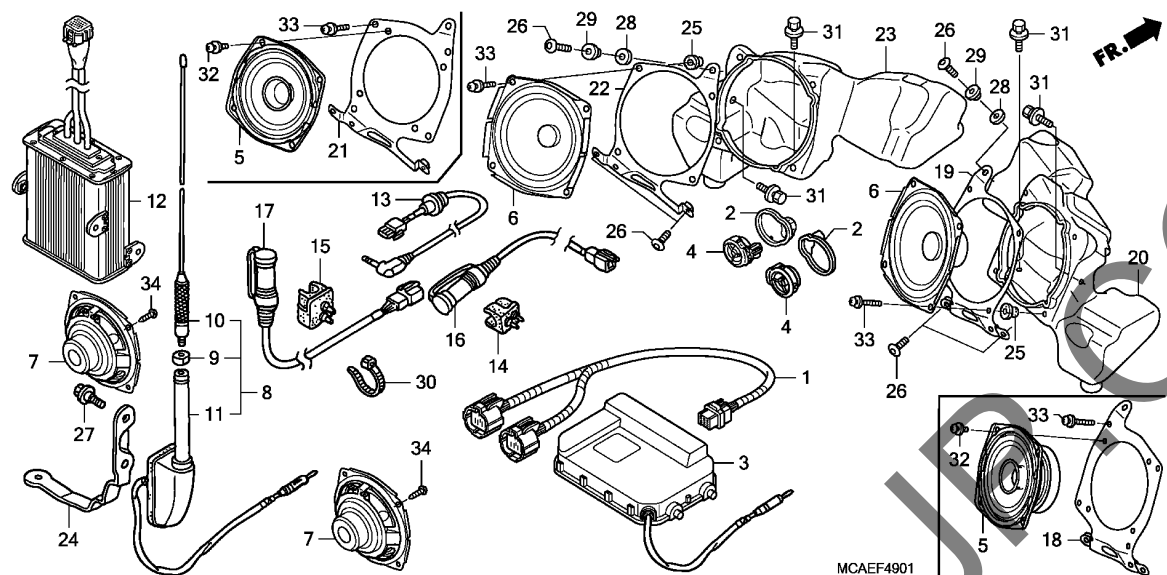
3

Ref. No.	Part No.	Description	Reqd. QTY			Serial No.	Parts catalogue code
			GL1800	A	C		
1	33112-MCA-A70	COVER, TWEETER	2	2			E,ED,F,U
2	39110-MCA-D31	AUDIO UNIT	1	1			E,ED,F
	39110-MCA-U31		1	1			U
3	39111-MCA-671	BULB, NEO WEDGE(14V1.1W)	6	6			E,ED,F,U
4	39112-MCA-671	SCREW, WASHER	4	4			E,ED,F,U
5	39113-MCA-671	KNOB(AUDIO)	2	2			E,ED,F,U
6	39114-MCA-671	STAY, TOP SHELTER	1	1			E,ED,F,U
7	39115-MCA-671	SCREW, WASHER	2	2			E,ED,F,U
8	39116-MCA-671	PIPE, DRAIN	2	2			E,ED,F,U
9	39120-MCA-D21	CASE COMP., UPPER	1	1			E,ED,F
	39120-MCA-A41		1	1			U
10	39125-MCA-D31	AUDIO MAIN UNIT	1	1			E,ED,F
	39125-MCA-U31		1	1			U
11	39130-MCA-A61	SPEAKER UNIT, FR.	2	2			E,ED,F,U
12	39150-MCA-A62	ANTENNA ASSY., RADIO	1	1			E,ED,F,U
13	39153-MN5-003	NUT, ANTENNA	1	1			E,ED,F,U
14	39157-MCA-A62	ELEMENT, ANTENNA	1	1			E,ED,F,U
15	39158-MCA-A61	FEEDER COMP., ANTENNA	1	1			E,ED,F,U
16	39170-MCA-000	CORD COMP.(AUX)	1	1			E,ED,F,U
17	39242-MCA-000	CONNECTOR, FR. HOLDER	1	1			E,ED,F,U
18	39243-MCA-000	CONNECTOR, RR. HOLDER	1	1			E,ED,F,U
19	39245-MCA-H90	LEAD, DRIVER HEAD SET JUNCTION	1	1			E,ED,F,U
20	39246-MCA-003	LEAD, PASSENGER HEAD SET JUNCTION	1	1			E,ED,F,U
21	64237-MCA-A60	PLATE, R. SPEAKER BOX	1	1			E,ED,F,U



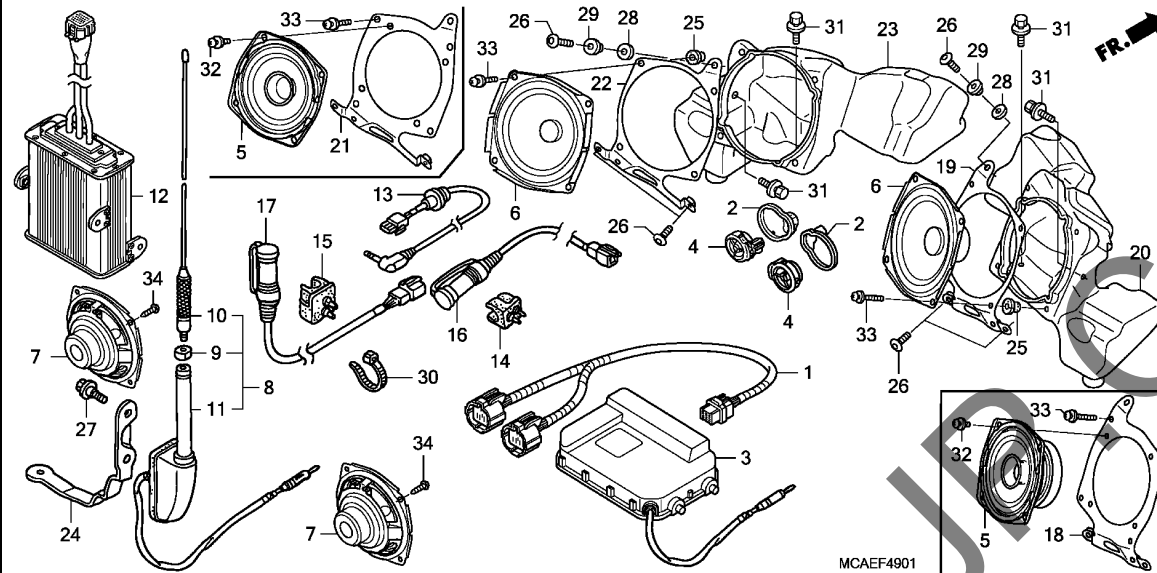
MCAEF4900

Ref. No.	Part No.	Description	Reqd. QTY		Serial No.	Parts catalogue code
			GL1800	A C		
22	64243-MCA-A60	BOX, R. FR. SPEAKER	1	1	-----	E,ED,F,U
23	64247-MCA-A60	PLATE, L. SPEAKER BOX	1	1	-----	E,ED,F,U
24	64248-MCA-A60	BOX, L. FR. SPEAKER	1	1	-----	E,ED,F,U
25	81175-MCA-010	PLATE, ANTENNA SETTING	1	1	-----	E,ED,F,U
26	90111-KW3-003	NUT, COWL SETTING, 5MM	8	8	-----	E,ED,F,U
27	90118-MR1-000	SCREW, PAN, 6X14	6	6	-----	E,ED,F,U
28	90139-MCA-A60	BOLT, FLANGE, 6MM	2	2	-----	E,ED,F,U
29	90148-SAO-000	WASHER, BUMPER BOLT	2	2	-----	E,ED,F,U
30	90512-300-000	WASHER, 6X20	2	2	-----	E,ED,F,U
31	90651-KV6-003	BAND, WIRE, 165MM(BLACK)	1	1	-----	E,ED,F,U
32	93404-06012-08	BOLT-WASHER, 6X12	4	4	-----	E,ED,F,U
33	93891-05010-08	SCREW-WASHER, 5X10	2	2	-----	E,ED,F,U
34	93892-05008-07	SCREW-WASHER, 5X8	8	8	-----	E,ED,F,U
35	93892-05020-07	SCREW-WASHER, 5X20	8	8	-----	E,ED,F,U



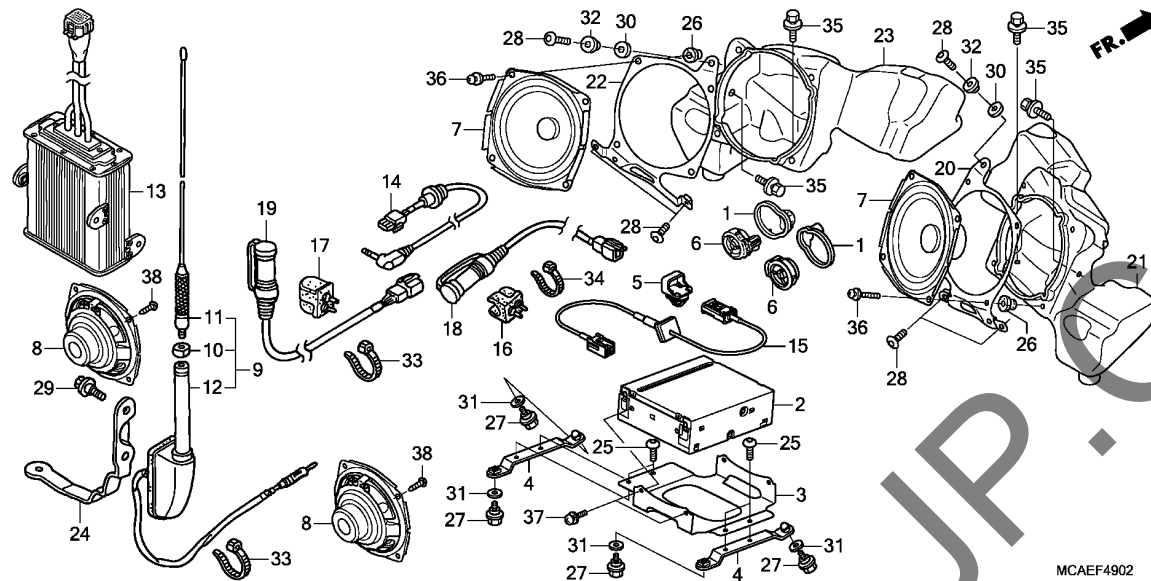
Ref. No.	L.O.N.	(Relative ref. Number) Description	F.R.T.
1	6111P1	SUB HARNESS, AUDIO UNIT	1.0
3	6191C0	AUDIO UNIT(A)	1.3
4	6191B6	SPEAKER UNIT, TWEETER :LEFT FRONT	0.2
	6191B7	SPEAKER UNIT, TWEETER :RIGHT FRONT	0.2
	6191B8	SPEAKER UNIT, TWEETER :BOTH FRONT	0.3
6	6191A1	SPEAKER UNIT :LEFT FRONT	0.2
	6191A2	SPEAKER UNIT :RIGHT FRONT	0.2
	6191A3	SPEAKER UNIT :BOTH FRONT	0.3
7	6191A4	SPEAKER UNIT :LEFT REAR	0.5
	6191A5	SPEAKER UNIT :RIGHT REAR	0.5
	6191A6	SPEAKER UNIT :BOTH REAR	1.0
8	619130	ANTENNA	0.2
12	6191B9	AMPLIFIER, STEREO	0.4
13	6111D2	CORD, AUX	0.2
16	6111D3	LEAD, HEAD SET JUNCTION :DRIVER SIDE	0.2
17	6111D4	LEAD, HEAD SET JUNCTION :PASSENGER SIDE	0.2
20	6191B0	BOX, SPEAKER :RIGHT	1.3
	6191B0A	.With navigation add	0.7

Ref. No.	Part No.	Description	Reqd. QTY		Serial No.	Parts catalogue code
			GL1800	A		
1	32196-MCA-A80	SUB HARNESS, AUDIO & HAZARD SWITCH	1	1	-----	2ED,2F,2NZ,2U,3E,BR,KO,SI
2	33112-MCA-A70	COVER, TWEETER	2	2	-----	2ED,2F,2NZ,2U,3E,BR,KO,SI
3	39115-MCA-D61	AUDIO UNIT	1	1	-----	2ED,2F,3E
	39115-MCA-U81		1	1	-----	2NZ,2U,SI
	39115-MCA-B42		1	1	-----	BR
	39115-MCA-K02		1	1	-----	KO
4	39120-S6M-A01	SPEAKER ASSY., TWEETER (MATSUSHITA)	2	2	-----	2NZ,2U,BR,KO,SI
5	39130-MCA-A61	SPEAKER UNIT, FR.	2	2	-----	2ED,2F,3E
6	39130-MCA-A71	SPEAKER UNIT, FR.	2	2	-----	2NZ,2U,BR,KO,SI
7	39140-MCA-A71	SPEAKER UNIT, RR.	2	2	-----	2NZ,2U,BR,KO,SI
8	39150-MCA-A62	ANTENNA ASSY., RADIO	1	1	-----	2ED,2F,2NZ,2U,3E,BR,KO,SI
9	39153-MN5-003	NUT, ANTENNA	1	1	-----	2ED,2F,2NZ,2U,3E,BR,KO,SI
10	39157-MCA-A62	ELEMENT, ANTENNA	1	1	-----	2ED,2F,2NZ,2U,3E,BR,KO,SI
11	39158-MCA-A61	FEEDER COMP., ANTENNA	1	1	-----	2ED,2F,2NZ,2U,3E,BR,KO,SI
12	39160-MCA-A71	AMPLIFIER COMP.	1	1	-----	2NZ,2U,BR,KO,SI
13	39170-MCA-000	CORD COMP.(AUX)	1	1	-----	2ED,2F,2NZ,2U,3E,BR,KO,SI
14	39242-MCA-000	CONNECTOR, FR. HOLDER	1	1	-----	2ED,2F,2NZ,2U,3E,BR,KO,SI
15	39243-MCA-000	CONNECTOR, RR. HOLDER	1	1	-----	2ED,2F,2NZ,2U,3E,BR,KO,SI
16	39245-MCA-H90	LEAD, DRIVER HEAD SET JUNCTION	1	1	-----	2ED,2F,2NZ,2U,3E,BR,KO,SI
17	39246-MCA-003	LEAD, PASSENGER HEAD SET JUNCTION	1	1	-----	2ED,2F,2NZ,2U,3E,BR,KO,SI
18	64237-MCA-A60	PLATE, R. SPEAKER BOX	1	1	-----	2ED,2F,3E
19	64237-MCA-A70	PLATE, R. SPEAKER BOX	1	1	-----	2NZ,2U,BR,KO,SI
20	64243-MCA-A60	BOX, R. FR. SPEAKER	1	1	-----	2ED,2F,2NZ,2U,3E,BR,KO,SI



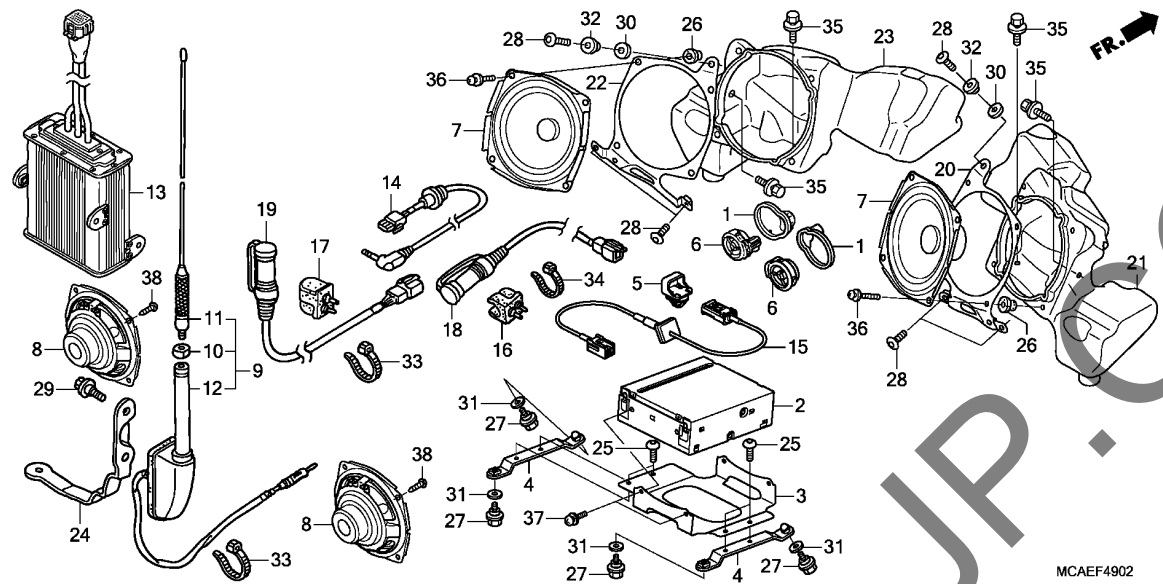
Ref. No.	L.O.N.	(Relative ref. Number) Description	F.R.T.
23	6191A9	BOX, SPEAKER :LEFT	1.3
	6191A9A	.With navigation add	0.7
	6191B1	BOX, SPEAKER :BOTH	1.4
	6191B1A	.With navigation add	0.7

Ref. No.	Part No.	Description	Reqd. QTY		Serial No.	Parts catalogue code
			GL1800	A C		
21	64247-MCA-A60	PLATE, L. SPEAKER BOX	1	1	-----	2ED,2F,3E
22	64247-MCA-A70	PLATE, L. SPEAKER BOX	1	1	-----	2NZ,2U,BR,KO,SI
23	64248-MCA-A60	BOX, L. FR. SPEAKER	1	1	-----	2ED,2F,2NZ,2U,3E,BR,KO,SI
24	81175-MCA-010	PLATE, ANTENNA SETTING	1	1	-----	2ED,2F,2NZ,2U,3E,BR,KO,SI
25	90111-KW3-003	NUT, COWL SETTING, 5MM	8	8	-----	2ED,2F,2NZ,2U,3E,BR,KO,SI
26	90118-MR1-000	SCREW, PAN, 6X14	6	6	-----	2ED,2F,2NZ,2U,3E,BR,KO,SI
27	90139-MCA-A60	BOLT, FLANGE, 6MM	2	2	-----	2ED,2F,2NZ,2U,3E,BR,KO,SI
28	90148-SAO-000	WASHER, BUMPER BOLT	2	2	-----	2ED,2F,2NZ,2U,3E,BR,KO,SI
29	90512-300-000	WASHER, 6X20	2	2	-----	2ED,2F,2NZ,2U,3E,BR,KO,SI
30	90651-KV6-003	BAND, WIRE, 165MM(BLACK)	1	1	-----	2ED,2F,2NZ,2U,3E,BR,KO,SI
31	93404-06012-08	BOLT-WASHER, 6X12	4	4	-----	2ED,2F,2NZ,2U,3E,BR,KO,SI
32	93892-05008-07	SCREW-WASHER, 5X8	8	8	-----	2ED,2F,3E
33	93892-05020-07	SCREW-WASHER, 5X20	8	8	-----	2ED,2F,2NZ,2U,3E,BR,KO,SI
34	93901-25280	SCREW, TAPPING, 5X12	8	8	-----	2NZ,2U,BR,KO,SI



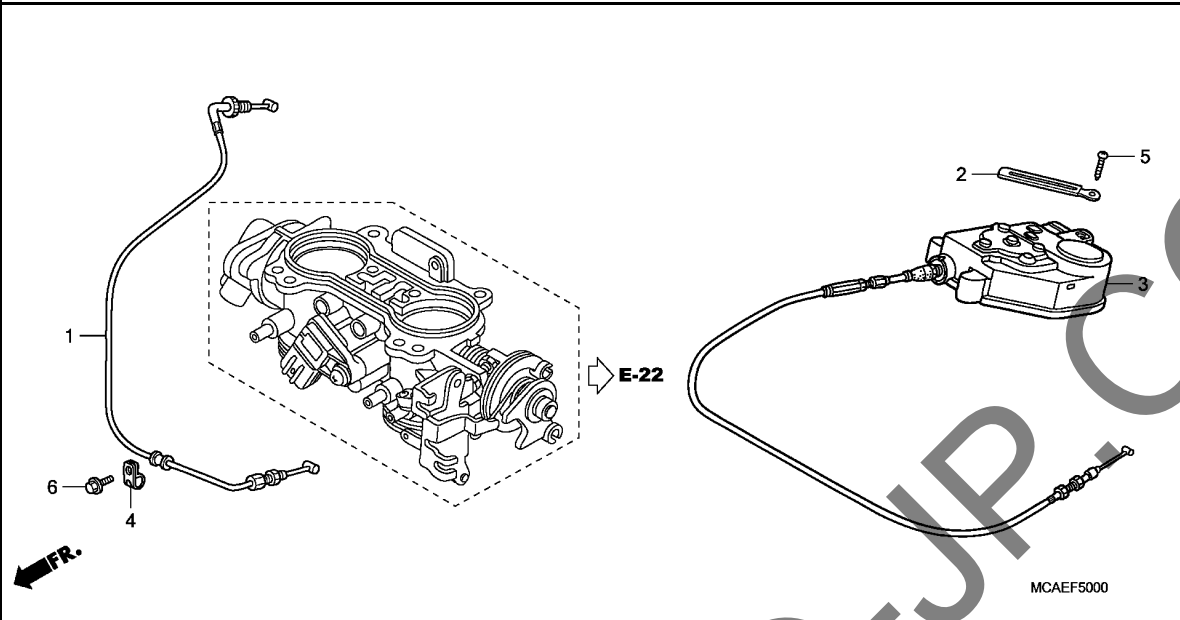
Ref. No.	L.O.N.	(Relative ref. Number) Description	F.R.T.
2	6191A0	AUDIO UNIT	0.3
6	6191B6	SPEAKER UNIT, TWEETER :LEFT FRONT	0.2
	6191B7	SPEAKER UNIT, TWEETER :RIGHT FRONT	0.2
	6191B8	SPEAKER UNIT, TWEETER :BOTH FRONT	0.3
7	6191A1	SPEAKER UNIT :LEFT FRONT	0.2
	6191A2	SPEAKER UNIT :RIGHT FRONT	0.2
	6191A3	SPEAKER UNIT :BOTH FRONT	0.3
8	6191A4	SPEAKER UNIT :LEFT REAR	0.5
	6191A5	SPEAKER UNIT :RIGHT REAR	0.5
	6191A6	SPEAKER UNIT :BOTH REAR	1.0
9		(12)	
	619130	ANTENNA	0.2
13	6191B9	AMPLIFIER, STEREO	0.4
14	6111D2	CORD, AUX	0.2
18	6111D3	LEAD, HEAD SET JUNCTION :DRIVER SIDE	0.2
19	6111D4	LEAD, HEAD SET JUNCTION :PASSENGER SIDE	0.2
21	6191B0	BOX, SPEAKER :RIGHT	1.3
	6191B0A	.With navigation add	0.8
23	6191A9	BOX, SPEAKER :LEFT	1.3
+	6191A9A	.With navigation add	0.8

Ref. No.	Part No.	Description	Reqd. QTY			Serial No.	Parts catalogue code
			GL1800	A	C		
1	33112-MCA-A70	COVER, TWEETER	-	-	2		
2	39110-MCA-B21	AUDIO UNIT	-	-	1	----- 2ED,2F,3E,E,ED,F	
	39110-MCA-V61	-	-	1	----- 2U,KO,SI,U	
3	39111-MCA-S40	STAY, AUDIO	-	-	1		
4	39112-MCA-S40	BASE, STAY AUDIO	-	-	2		
5	39115-TK6-003	CLIP, USB CONNECTOR HOLDER(A)	-	-	1		
6	39120-MCA-S41	SPEAKER ASSY., TWEETER	-	-	2		
7	39130-MCA-S41	SPEAKER UNIT, FR.	-	-	2		
8	39140-MCA-S41	SPEAKER UNIT, RR.	-	-	2		
9	39150-MCA-S41	ANTENNA ASSY., RADIO	-	-	1		
10	39153-MN5-003	NUT, ANTENNA	-	-	1		
11	39157-MCA-A62	ELEMENT, ANTENNA	-	-	1		
12	39158-MCA-S41	FEEDER COMP., ANTENNA	-	-	1		
13	39160-MCA-S41	AMPLIFIER COMP.	-	-	1		
14	39170-MCA-000	CORD COMP.(AUX)	-	-	1		
15	39190-MCA-S41	CORD ASSY., USB	-	-	1		
16	39242-MCA-000	CONNECTOR, FR. HOLDER	-	-	1		
17	39243-MCA-000	CONNECTOR, RR. HOLDER	-	-	1		
18	39245-MCA-H90	LEAD, DRIVER HEAD SET JUNCTION	-	-	1		
19	39246-MCA-003	LEAD, PASSENGER HEAD SET JUNCTION	-	-	1		
20	64237-MCA-A70	PLATE, R. SPEAKER BOX	-	-	1		
21	64243-MCA-S40	BOX, R. FR. SPEAKER	-	-	1		
22	64247-MCA-A70	PLATE, L. SPEAKER BOX	-	-	1		
23	64248-MCA-S40	BOX, L. FR. SPEAKER	-	-	1		



Ref. No.	L.O.N.	(Relative ref. Number) Description	F.R.T.
+23	6191B1	BOX, SPEAKER :BOTH	1.4
	6191B1A	.With navigation add	0.8

Ref. No.	Part No.	Description	Reqd. QTY			Serial No.	Parts catalogue code
			GL1800	A	C		
24	81175-MCA-010	PLATE, ANTENNA SETTING	-	-	1		
25	90106-GBB-710	SCREW, PAN, 6X10	-	-	4		
26	90111-KW3-003	NUT, COWL SETTING, 5MM	-	-	8		
27	90116-HP2-670	BOLT, FLANGE, 6MM	-	-	4		
28	90118-MR1-000	SCREW, PAN, 6X14	-	-	6		
29	90139-MCA-A60	BOLT, FLANGE, 6MM	-	-	2		
30	90148-SA0-000	WASHER, BUMPER BOLT	-	-	2		
31	90507-KCR-000	WASHER, RUBBER	-	-	4		
32	90512-300-000	WASHER, 6X20	-	-	2		
33	90651-KV6-003	BAND, WIRE, 165MM(BLACK)	-	-	2		
34	90652-KT1-771	BAND, WIRE(BLACK)	-	-	1		
35	93404-06012-08	BOLT-WASHER, 6X12	-	-	4		
36	93892-05020-07	SCREW-WASHER, 5X20	-	-	8		
37	93893-05012-00	SCREW-WASHER, 5X12	-	-	4		
38	93901-25280	SCREW, TAPPING, 5X12	-	-	8		

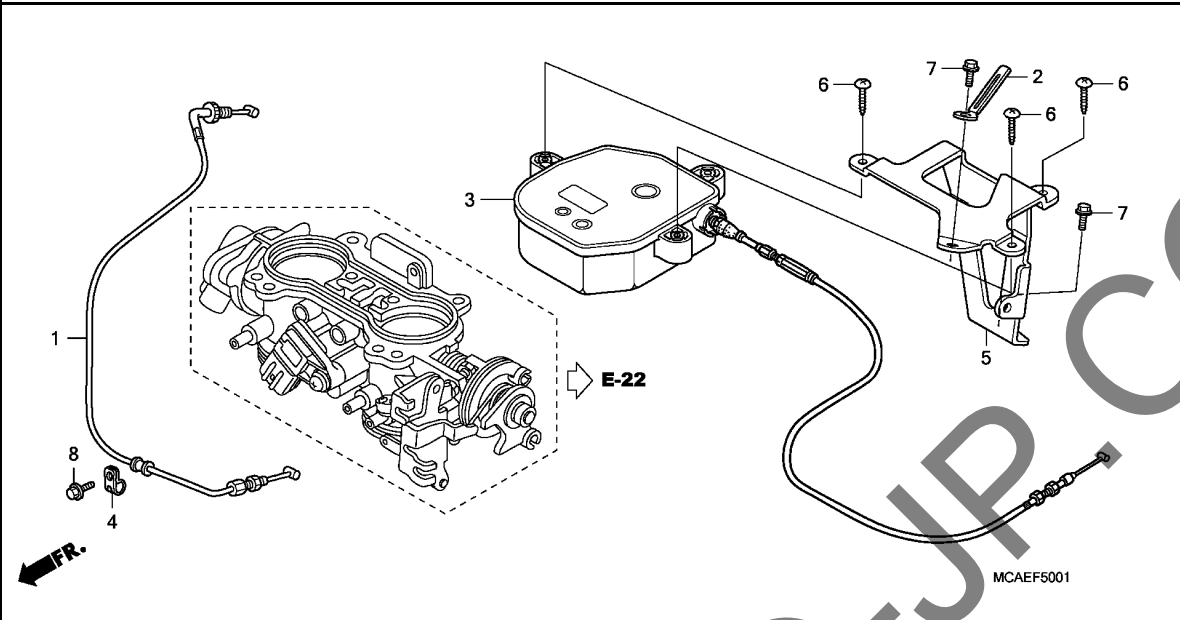


Ref. No.	L.O.N.	(Relative ref. Number) Description	F.R.T.
1	8111A3	CABLE B, THROTTLE	1.9
3	813145	ACTUATOR, AUTO CRUISE	1.8

Ref. No.	Part No.	Description	Reqd. QTY			Serial No.	Parts catalogue code
			9	GL1800 A	C		
1	17920-MCA-A60	CABLE COMP. B, THROTTLE	1	1	-	-----	E,ED,F,U
2	32170-KR5-000	CLIP, WIRE HARNESS	1	1	-	-----	E,ED,F,U
3	36520-MCA-A01	ACTUATOR ASSY.	1	1	-	-----	E,ED,F,U
4	50153-MCA-A60	CLAMP, THROTTLE CABLE	1	1	-	-----	E,ED,F,U
5	93913-14580	SCREW, TAPPING, 4X20(P0)	1	1	-	-----	E,ED,F,U
6	96001-06016-00	BOLT, FLANGE, 6X16	1	1	-	-----	E,ED,F,U

3

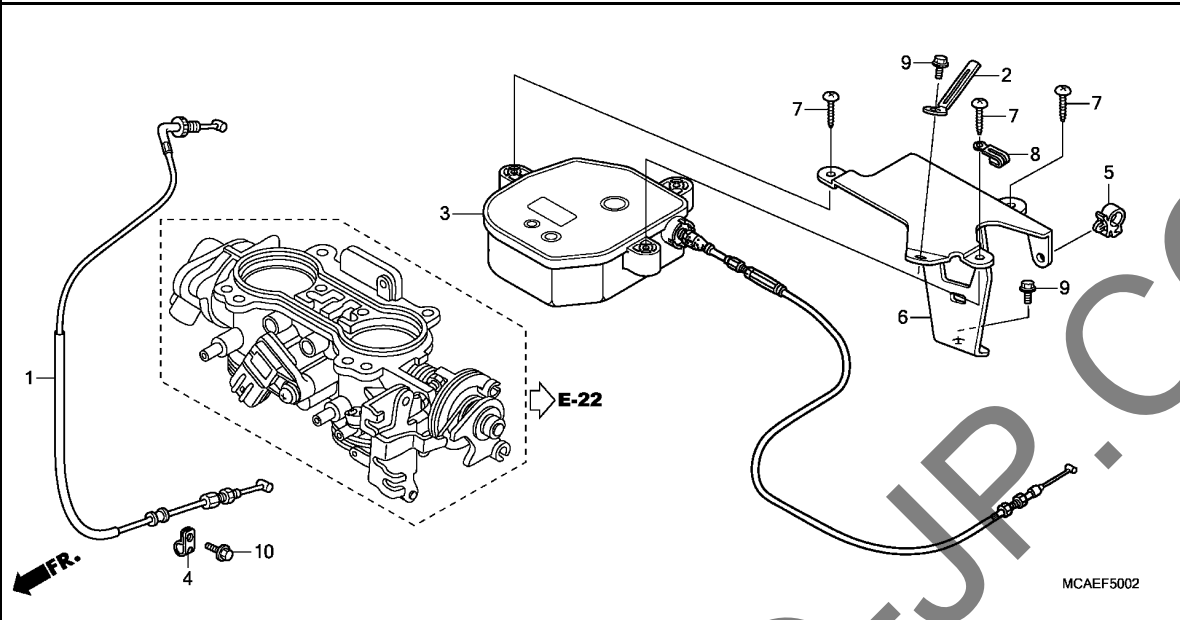
YUMBO-JP.COM



Ref. No.	L.O.N.	(Relative ref. Number) Description	F.R.T.
1	8111D2	CABLE B, THROTTLE(A)	2.6
3	8131A0	ACTUATOR, AUTO CRUISE(A)	2.5

Ref. No.	Part No.	Description	Reqd. QTY			Serial No.	Parts catalogue code
			9	GL1800 A	C		
1	17920-MCA-A60	CABLE COMP. B, THROTTLE	1	1	-	-----	2ED,2F,2NZ,2U,3E,BR,KO,SI
2	32170-KR5-000	CLIP, WIRE HARNESS	1	1	-	-----	2ED,2F,2NZ,2U,3E,BR,KO,SI
3	36520-MCA-A81	ACTUATOR ASSY.	1	1	-	-----	2ED,2F,2NZ,2U,3E,BR,KO,SI
4	50153-MCA-A60	CLAMP, THROTTLE CABLE	1	1	-	-----	2ED,2F,2NZ,2U,3E,BR,KO,SI
5	83158-MCA-A80	BAND, ACTUATOR	1	1	-	-----	2ED,2F,2NZ,2U,3E,BR,KO,SI
6	93903-24520	SCREW, TAPPING, 4X20	3	3	-	-----	2ED,2F,2NZ,2U,3E,BR,KO,SI
7	96001-06010-00	BOLT, FLANGE, 6X10	2	2	-	-----	2ED,2F,2NZ,2U,3E,BR,KO,SI
8	96001-06016-00	BOLT, FLANGE, 6X16	1	1	-	-----	2ED,2F,2NZ,2U,3E,BR,KO,SI

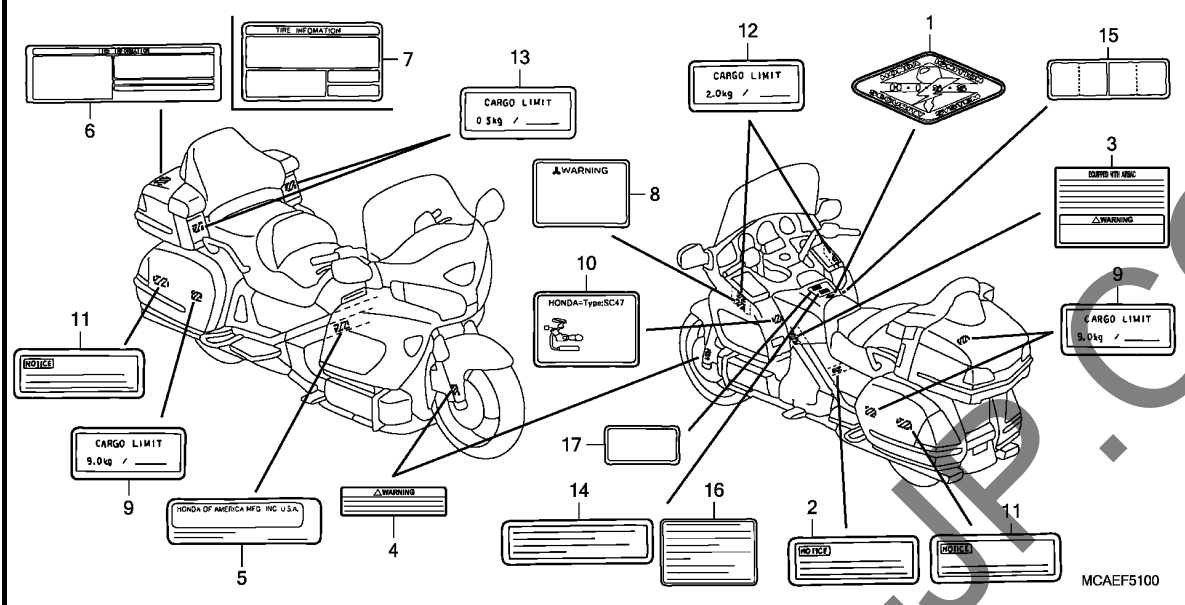




Ref. No.	L.O.N.	(Relative ref. Number) Description	F.R.T.
1	8111A3	CABLE B, THROTTLE	2.7
	8111A3A	.With airbag add	0.1
3	813145	ACTUATOR, AUTO CRUISE	2.6
	813145A	.With airbag add	0.1

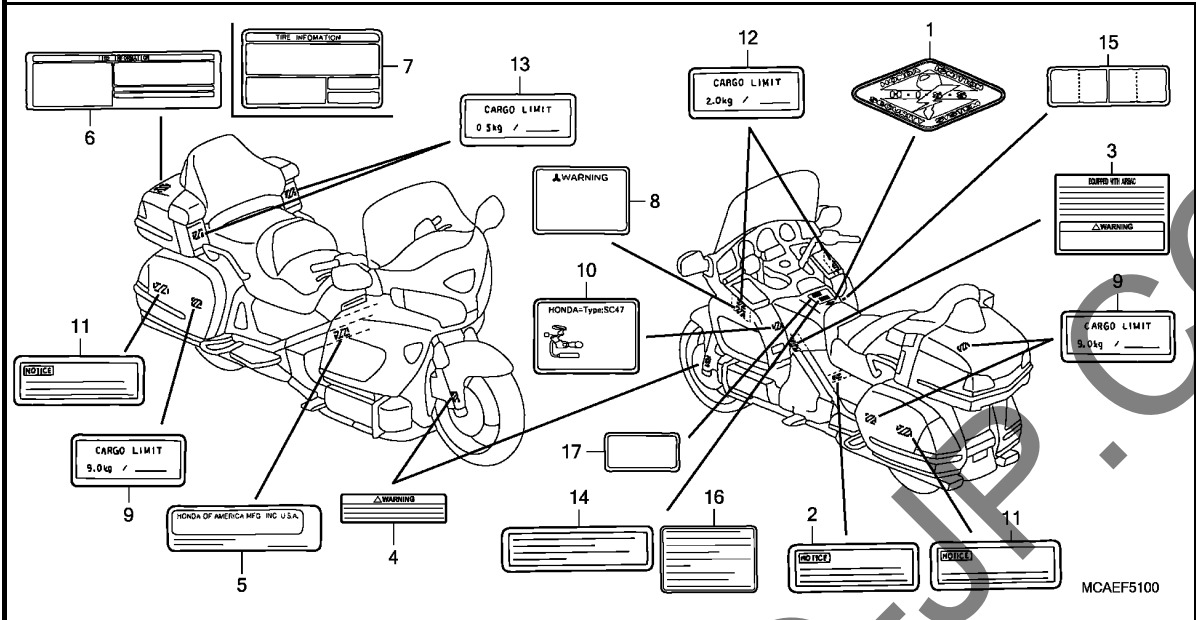
3

Ref. No.	Part No.	Description	Reqd. QTY			Serial No.	Parts catalogue code
			GL1800	A	C		
1	17920-MCA-A60	CABLE COMP. B, THROTTLE	-	-	1		
2	32170-KR5-000	CLIP, WIRE HARNESS	-	-	1		
3	36520-MCA-A81	ACTUATOR ASSY.	-	-	1		
4	50153-MCA-A60	CLAMP, THROTTLE CABLE	-	-	1		
5	53781-SEO-952	CLIP, RETURN HOSE	-	-	1		
6	83158-MCA-S40	BAND, ACTUATOR	-	-	1		
7	93903-24520	SCREW, TAPPING, 4X20	-	-	3		
8	94591-26000	CLIP, 2X60	-	-	1		
9	96001-06010-00	BOLT, FLANGE, 6X10	-	-	2		
10	96001-06016-00	BOLT, FLANGE, 6X16	-	-	1		



Ref. No.	L.O.N.	(Relative ref. Number) Description	F.R.T.
		NO INFORMATION	

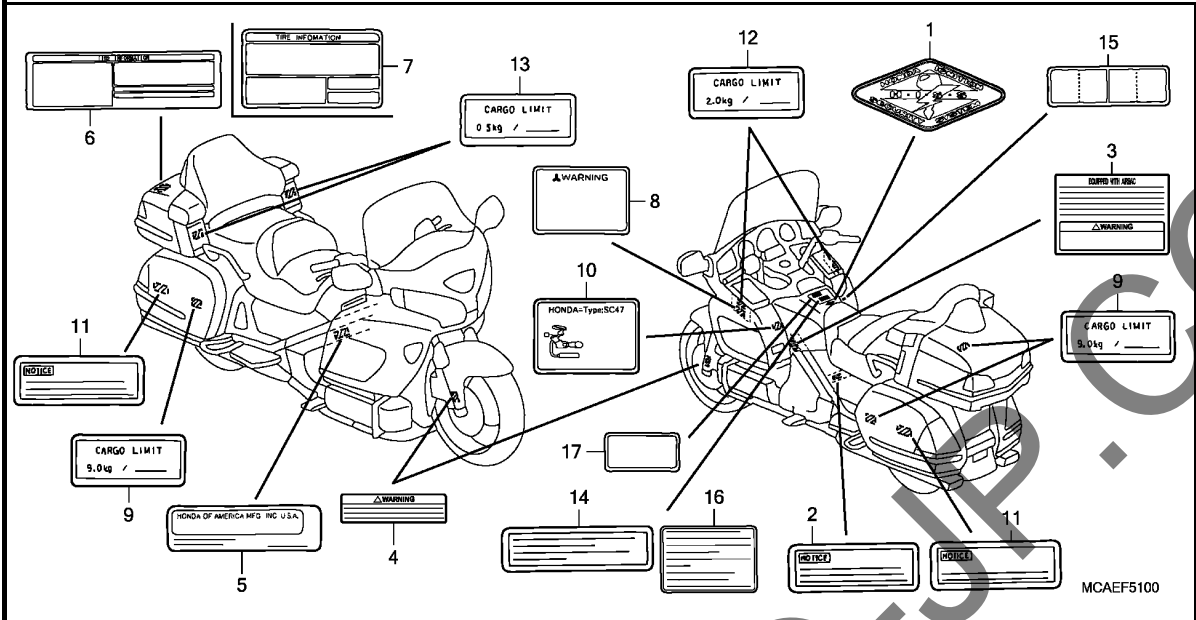
Ref. No.	Part No.	Description	Reqd. QTY		Serial No.	Parts catalogue code
			GL1800			
			9	A C		
1	17528-MAT-D70	MARK, HISS	1	-		
2	31115-MCA-B30	LABEL, A.C. GENERATOR CABLE	1	1		BR,KO,SI
	31115-MCA-K00	LABEL, A.C. GENERATOR CABLE (KOREAN)	1	1		BR
	31115-MAM-300	LABEL, A.C. GENERATOR CABLE	1	-		KO
	31115-MAM-620	LABEL, A.C. GENERATOR CABLE (FRENCH)	1	-		2ED,2NZ,2U,3E,E,ED,SI,U
	31115-MAM-300	LABEL, A.C. GENERATOR CABLE	-	1		2F,F
3	77871-MCA-B40	LABEL, WARNING AIRBAG (PORTUGUESE)	1	1		SI
	77871-MCA-K00	LABEL, WARNING AIRBAG (KOREAN)	1	1		BR
	77871-MCA-D60	LABEL, WARNING AIRBAG	1	-		KO
	77871-MCA-F60	LABEL, WARNING AIRBAG (FRENCH)	1	-		2ED,2NZ,2U,3E,SI
	77871-MCA-D60	LABEL, WARNING AIRBAG	-	1		2F
	77871-MCA-D60	LABEL, WARNING AIRBAG	-	1		SI
4	77872-MCA-B40	LABEL B, WARNING AIRBAG (PORTUGUESE)	2	2		BR
	77872-MCA-K00	LABEL B, WARNING AIRBAG (KOREAN)	2	2		KO
	77872-MCA-D60	LABEL B, WARNING AIRBAG	2	-		2ED,2NZ,2U,3E,SI
	77872-MCA-F60	LABEL B, WARNING AIRBAG (FRENCH)	2	-		2F
	77872-MCA-D60	LABEL B, WARNING AIRBAG	-	2		SI
5	87501-MCA-P10	PLATE, REGISTERED NUMBER	1	-		2ED,2F,3E,E,ED,F
6	87505-MCA-B30	LABEL, TIRE	1	1		BR
	87505-MCA-D00	LABEL, TIRE	1	-		2ED,2NZ,2U,3E,E,ED,SI,U
	87505-MCA-F00	LABEL, TIRE (FRENCH)	1	-		2F,F
	87505-MCA-D00	LABEL, TIRE	-	1		SI



MCAEF5100

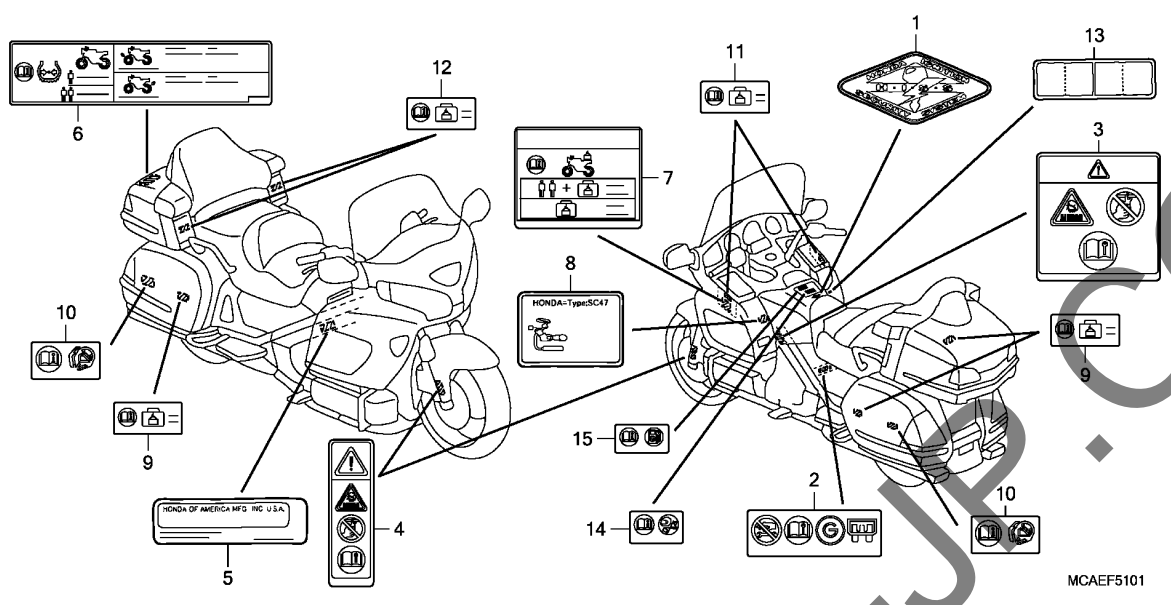
Ref. No.	Part No.	Description	Reqd. QTY			Serial No.	Parts catalogue code
			GL1800	A	C		
7	87505-MCA-K00	LABEL, TIRE (KOREAN)	1	1	-	-----	KO
8	87512-MCA-B31	LABEL, ACCESSORIES & LOADING	1	1	-	-----	BR
	87512-MCA-D31	1	-	-	-----	2ED,2NZ,2U,3E,E,ED,U
	87512-MCA-F31	LABEL, ACCESSORIES & LOADING (FRENCH)	1	-	-	-----	2F,F
9	87520-MCA-B30	LABEL, CARGO LIMIT(9.0KG)	3	3	-	-----	BR
	87520-MCA-K00	LABEL, CARGO LIMIT(9.0KG) (KOREAN)	3	3	-	-----	KO
	87520-MZ3-300	LABEL, CARGO LIMIT(9.0KG)	3	-	-	-----	2ED,2NZ,2U,3E,E,ED,SI,U
	87520-MZ3-620	LABEL, CARGO LIMIT(9.0KG) (FRENCH)	3	-	-	-----	2F,F
	87520-MZ3-300	LABEL, CARGO LIMIT(9.0KG)	-	3	-	-----	SI
10	87520-MCA-F60	LABEL, TAMPER PROOF (FRENCH)	1	-	-	-----	2F
	87520-MCA-F50	1	-	-	-----	F
11	87521-MCA-B30	LABEL, SADDLEBAG	2	2	-	-----	BR
	87521-MCA-K00	LABEL, SADDLEBAG (KOREAN)	2	2	-	-----	KO
	87521-MZ3-300	LABEL, SADDLEBAG	2	-	-	-----	2ED,2NZ,2U,3E,E,ED,SI,U
	87521-MZ3-620	LABEL, SADDLEBAG (FRENCH)	2	-	-	-----	2F,F
	87521-MZ3-300	LABEL, SADDLEBAG	-	2	-	-----	SI
12	87523-MCA-B30	LABEL, CARGO LIMIT(2.0KG)	1	1	-	-----	BR
	87523-MCA-K00	LABEL, CARGO LIMIT(2.0KG) (KOREAN)	1	1	-	-----	KO
	87523-MZ3-300	LABEL, CARGO LIMIT(2.0KG)	1	-	-	-----	2ED,2NZ,2U,3E,SI
	87523-MZ3-620	LABEL, CARGO LIMIT(2.0KG) (FRENCH)	1	-	-	-----	2F
	87523-MZ3-300	LABEL, CARGO LIMIT(2.0KG)	2	-	-	-----	E,ED,U
	87523-MZ3-620	LABEL, CARGO LIMIT(2.0KG) (FRENCH)	2	-	-	-----	F

3



MCAEF5100

Ref. No.	Part No.	Description	Reqd. QTY			Serial No.	Parts catalogue code
			9	GL1800 A	C		
12)	87523-MZ3-300	LABEL, CARGO LIMIT(2.0KG) ...	-	1	-	-----	SI
13	87525-MCA-B30	LABEL, CARGO LIMIT(0.5KG) ...	2	2	-	-----	BR
	87525-MCA-K00	LABEL, CARGO LIMIT(0.5KG) ... (KOREAN)	2	2	-	-----	KO
	87525-MZ3-300	LABEL, CARGO LIMIT(0.5KG) ...	2	-	-	-----	2ED,2NZ,2U,3E,E,ED,SI,U
	87525-MZ3-620	LABEL, CARGO LIMIT(0.5KG) ... (FRENCH)	2	-	-	-----	2F,F
	87525-MZ3-300	LABEL, CARGO LIMIT(0.5KG) ...	-	2	-	-----	SI
14	87560-KCH-630	LABEL, DRIVE(PORTUGUESE) ...	1	1	-	-----	BR
	87560-MBR-871	LABEL, DRIVE CAUTION(KOREAN)	1	1	-	-----	KO
15	87560-MCA-F50	LABEL, FRENCH TRANSLATION ...	1	-	-	-----	2F,F
16	87560-MZ0-611	LABEL, DRIVE (ENGLISH/FRENCH/GERMANY)	1	-	-	-----	2ED,2F,2NZ,2U,3E,E,ED,F,SI,U
			-	1	-	-----	SI
17	87586-GF8-640	LABEL, FUEL ...	1	-	-	-----	2ED,2NZ,2U,3E,E,ED,SI,U
	87586-MCC-620	LABEL, FUEL(FRENCH) ...	1	-	-	-----	2F,F
	87586-GF8-640	LABEL, FUEL ...	-	1	-	-----	SI

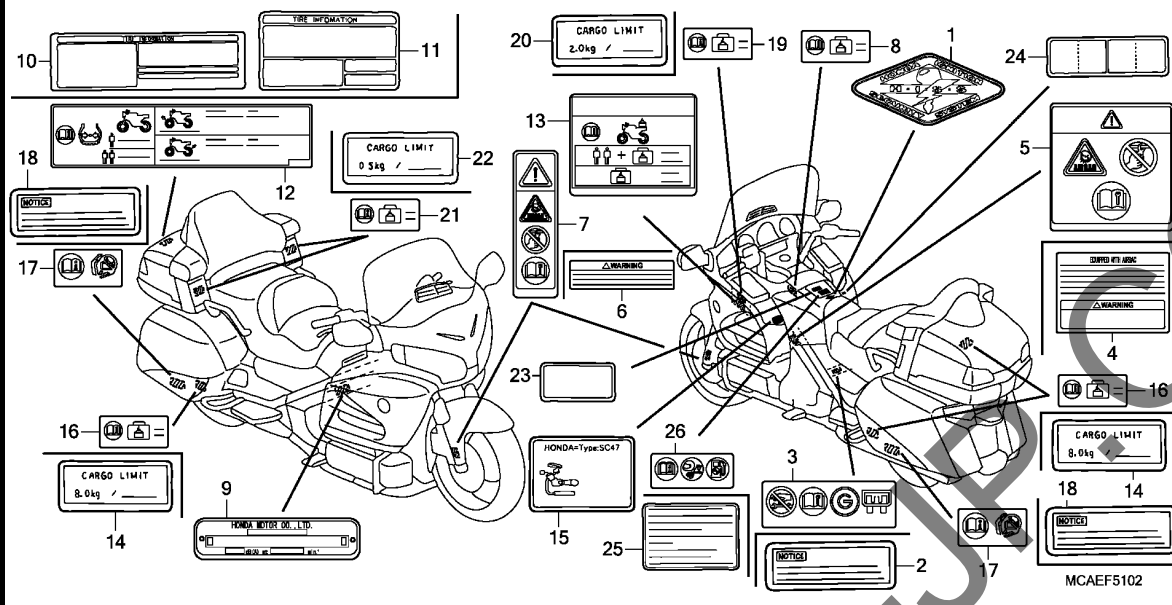


Ref. No.	L.O.N.	(Relative ref. Number) Description	F.R.T.
		NO INFORMATION	

MCAEF5101

3

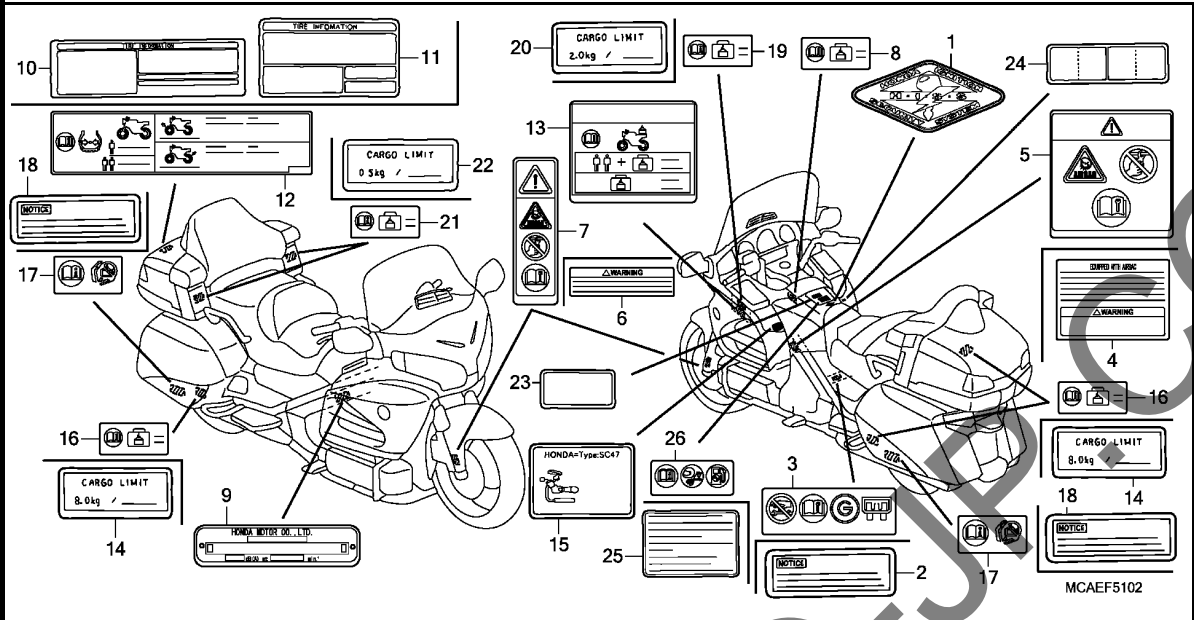
Ref. No.	Part No.	Description	Reqd. QTY		Serial No.	Parts catalogue code
			GL1800			
			9	A C		
1	17528-MAT-D70	MARK, HISS	1	-	-----	2ED,2F,2NZ,2U,3E,E,ED,F,U
2	31115-MCA-G60	LABEL, A.C. GENERATOR CABLE	1	-	-----	2ED,2F,2NZ,2U,3E,E,ED,F,U
3	77871-MCA-G70	LABEL, WARNING AIRBAG	1	-	-----	2ED,2F,2NZ,2U,3E
4	77872-MCA-G70	LABEL B, WARNING AIRBAG	2	-	-----	2ED,2F,2NZ,2U,3E
5	87501-MCA-P10	PLATE, REGISTERED NUMBER	1	-	-----	2ED,2F,3E,E,ED,F
6	87505-MCA-G60	LABEL, TIRE	1	-	-----	2ED,2F,2NZ,2U,3E,E,ED,F,U
7	87512-MCA-G60	LABEL, ACCESSORIES & LOADING	1	-	-----	2ED,2F,2NZ,2U,3E,E,ED,F,U
8	87520-MCA-F60	LABEL, TAMPER PROOF(FRENCH)	1	-	-----	2F
	87520-MCA-F50	1	-	-----	F
9	87520-MCA-G60	LABEL, CARGO LIMIT(9.0KG)	3	-	-----	2ED,2F,2NZ,2U,3E,E,ED,F,U
10	87521-MCA-G60	LABEL, SADDLEBAG	2	-	-----	2ED,2F,2NZ,2U,3E,E,ED,F,U
11	87523-MCA-G60	LABEL, CARGO LIMIT(2.0KG)	1	-	-----	2ED,2F,2NZ,2U,3E
		2	-	-----	E,ED,F,U
12	87525-MCA-G60	LABEL, CARGO LIMIT(0.5KG)	2	-	-----	2ED,2F,2NZ,2U,3E,E,ED,F,U
13	87560-MCA-F50	LABEL, FRENCH TRANSLATION	1	-	-----	2F, F
14	87560-MCA-G60	LABEL, DRIVE	1	-	-----	2ED,2F,2NZ,2U,3E,E,ED,F,U
15	87586-MCA-G60	LABEL, FUEL	1	-	-----	2ED,2F,2NZ,2U,3E,E,ED,F,U



Ref. No.	L.O.N.	(Relative ref. Number)	Description	F.R.T.
----------	--------	------------------------	-------------	--------

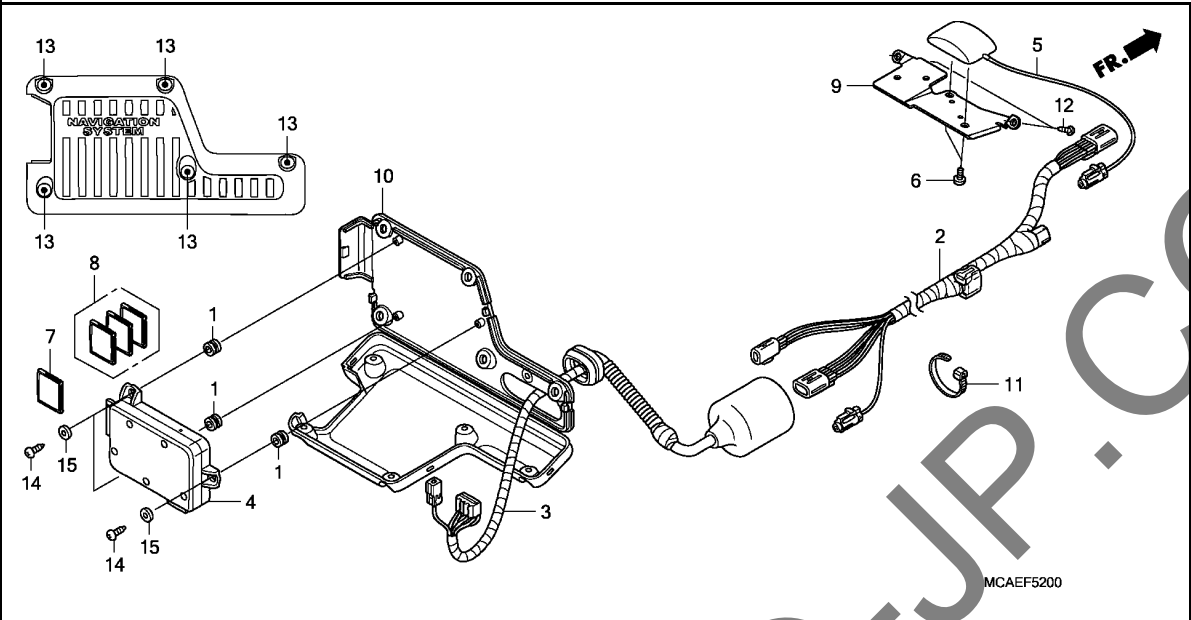
NO INFORMATION

Ref. No.	Part No.	Description	Reqd. QTY			Serial No.	Parts catalogue code
			GL1800	A	C		
1	17528-MAT-D70	MARK, HISS	-	-	1		
2	31115-MCA-K00	LABEL, A.C. GENERATOR CABLE (KOREAN)	-	-	1		KO
	31115-MAM-300	LABEL, A.C. GENERATOR CABLE	-	-	1		SI
3	31115-MCA-G60	LABEL, A.C. GENERATOR CABLE	-	-	1		2ED,2F,2U,3E,E,ED,F,U
4	77871-MCA-K00	LABEL, WARNING AIRBAG (KOREAN)	-	-	1		KO
	77871-MCA-D60	LABEL, WARNING AIRBAG	-	-	1		SI
5	77871-MCA-G71	LABEL, WARNING AIRBAG	-	-	1		2ED,2F,2U,3E
6	77872-MCA-K00	LABEL B, WARNING AIRBAG (KOREAN)	-	-	2		KO
	77872-MCA-D60	LABEL B, WARNING AIRBAG	-	-	2		SI
7	77872-MCA-G71	LABEL B, WARNING AIRBAG	-	-	2		2ED,2F,2U,3E
8	81220-KTW-A60	LABEL, CARGO LIMIT(3.0KG)	-	-	1		E,ED,F,U
9	87501-KSV-P00	PLATE, REGISTERED NUMBER	-	-	1		2ED,2F,3E,E,ED,F
10	87505-MCA-890	LABEL, TIRE	-	-	1		SI
11	87505-MCA-980	LABEL, TIRE	-	-	1		KO
12	87505-MCA-B20	LABEL, TIRE	-	-	1		2ED,2F,2U,3E,E,ED,F,U
13	87512-MCA-G20	LABEL, ACCESSORIES & LOADING	-	-	1		2ED,2F,2U,3E
	87512-MCA-B20	-	-	1		E,ED,F,U
14	87520-MCA-K00	LABEL, CARGO LIMIT(9.0KG) (KOREAN)	-	-	3		KO
	87520-MCA-890	LABEL, CARGO LIMIT(8.0KG)	-	-	3		SI
15	87520-MCA-B10	LABEL, TAMPER PROOF	-	-	1		2F,F
16	87520-MCA-G20	LABEL, CARGO LIMIT(8.0KG)	-	-	3		2ED,2F,2U,3E,E,ED,F,U
17	87521-MCA-G60	LABEL, SADDLEBAG	-	-	2		2ED,2F,2U,3E,E,ED,F,U
18	87521-MCA-K00	LABEL, SADDLEBAG (KOREAN)	-	-	2		KO



MCAEF5102

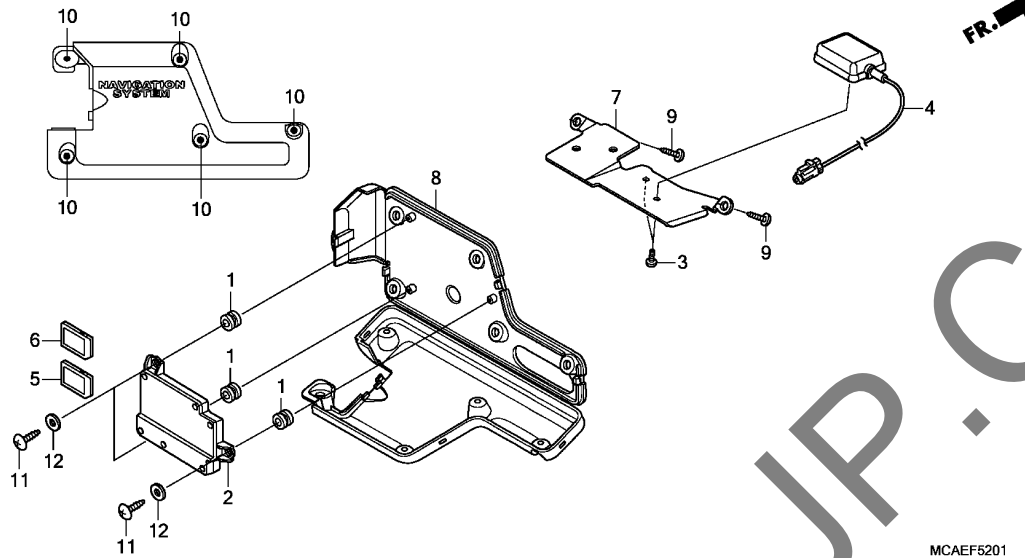
Ref. No.	Part No.	Description	Reqd. QTY			Serial No.	Parts catalogue code
			GL1800	A	C		
18)	87521-MZ3-310	LABEL, SADDLEBAG	-	-	2	-----	SI
19	87523-MCA-G61	LABEL, CARGO LIMIT(2.0KG)	-	-	1	-----	2ED,2F,2U,3E,E,ED,F,U
20	87523-MCA-K00	LABEL, CARGO LIMIT(2.0KG) (KOREAN)	-	-	1	-----	KO
	87523-MZ3-310	LABEL, CARGO LIMIT(2.0KG)	-	-	1	-----	SI
21	87525-MCA-G61	LABEL, CARGO LIMIT(0.5KG)	-	-	2	-----	2ED,2F,2U,3E,E,ED,F,U
22	87525-MCA-K00	LABEL, CARGO LIMIT(0.5KG) (KOREAN)	-	-	2	-----	KO
	87525-MZ3-310	LABEL, CARGO LIMIT(0.5KG)	-	-	2	-----	SI
23	87586-GF8-640	LABEL, FUEL	-	-	1	-----	SI
24	87560-MCA-F50	LABEL, FRENCH TRANSLATION	-	-	1	-----	2F,F
25	87560-MZ0-611	LABEL, DRIVE (ENGLISH/FRENCH/GERMANY)	-	-	1	-----	SI
26	87586-MGN-D00	LABEL, FUEL & DRIVE	-	-	1	-----	2ED,2F,2U,3E,E,ED,F,U
	87560-MBR-871	LABEL, DRIVE CAUTION(KOREAN)	-	-	1	-----	KO



Ref. No.	L.O.N.	(Relative ref. Number) Description	F.R.T.
2	6111P2	SUB HARNESS, NAVIGATION	1.3
3	6111P3	SUB HARNESS, NAVIGATION UNIT .	0.4
4	6181B7	CONTROL UNIT, NAVIGATION	0.3
5	6201A0	ANTENNA, NAVIGATION	1.3
7	6201A2	CARD, COMPACT FLASH MEMORY (NAVIGATION)	0.2
10	6201A1	CASE, NAVIGATION UNIT	0.2

Ref. No.	Part No.	Description	Reqd. QTY		Serial No.	Parts catalogue code
			GL1800	A C		
1	19639-GBC-000	RUBBER, MOUNTING	3	3	-----	2ED,2F,2NZ,2U,3E,SI
2	32119-MCA-A80	SUB HARNESS, NAVIGATION	1	1	-----	2ED,2F,2NZ,2U,3E,SI
3	32150-MCA-A70	SUB HARNESS, NAVIGATION UNIT	1	1	-----	2ED,2F,2NZ,2U,3E,SI
4	39201-MCA-Y00	NAVIGATION UNIT	1	1	-----	2ED,2F,3E
	39201-MCA-V20	1	-	-----	2NZ
	39201-MCA-710	1	-	-----	2U
	39201-MCA-740	1	-	-----	SI
	39201-MCA-G70	1	-	-----	2ED,2F,3E
	39201-MCA-V40	1	-	-----	2NZ
	39201-MCA-V50	1	-	-----	2U
	39201-MCA-M90	1	-	-----	SI
5	39230-MCA-A70	ANTENNA ASSY., NAVIGATION	1	1	-----	2ED,2F,2NZ,2U,3E,SI
6	39231-MCA-N80	SCREW, PAN, 4X4	2	2	-----	2ED,2F,2NZ,2U,3E,SI
7	39250-MCA-V10	CARD, COMPACT FLASH MEMORY	1	-	-----	2NZ
	39250-MCA-710	1	-	-----	2U
	39250-MCA-740	1	-	-----	SI
	39250-MCA-V40	1	-	-----	2NZ
	39250-MCA-V50	1	-	-----	2U
	39250-MCA-M90	1	-	-----	SI
8	39250-MCA-305	CARD SET, EUROPE MAP MEMORY	1	-	-----	2ED,2F,3E
	39250-MCA-306	1	-	-----	2ED,2F,3E
9	64270-MCA-R40	STAY, RECEIVER	1	1	-----	2ED,2F,2NZ,2U,3E,SI
10	81142-MCA-A70	COVER, NAVIGATION UNIT	1	1	-----	2ED,2F,2NZ,2U,3E,SI
11	90652-KT1-771	BAND, WIRE(BLACK)	1	1	-----	2ED,2F,2NZ,2U,3E,SI
12	93903-24380	SCREW, TAPPING, 4X12	2	2	-----	2ED,2F,2NZ,2U,3E,SI
13	93903-25280	SCREW, TAPPING, 5X12	5	5	-----	2ED,2F,2NZ,2U,3E,SI
14	93913-15220	SCREW, TAPPING, 5X12(PO)	3	3	-----	2ED,2F,2NZ,2U,3E,SI
15	94103-05800	WASHER, PLAIN, 5MM	3	3	-----	2ED,2F,2NZ,2U,3E,SI

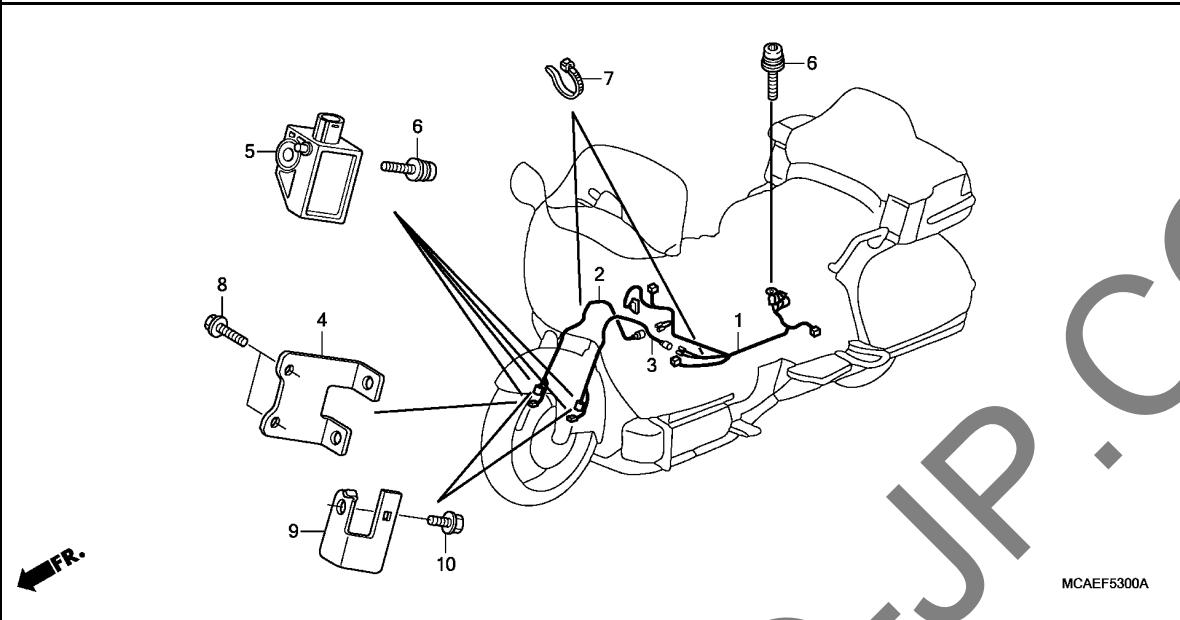




Ref. No.	L.O.N.	(Relative ref. Number) Description	F.R.T.
2	6181B7	CONTROL UNIT, NAVIGATION	0.3
4	6201A0	ANTENNA, NAVIGATION	1.4
5		(6)	
	6201A3	CARD, SD(NAVIGATION)	0.2
8	6201A1	CASE, NAVIGATION UNIT	0.2

3

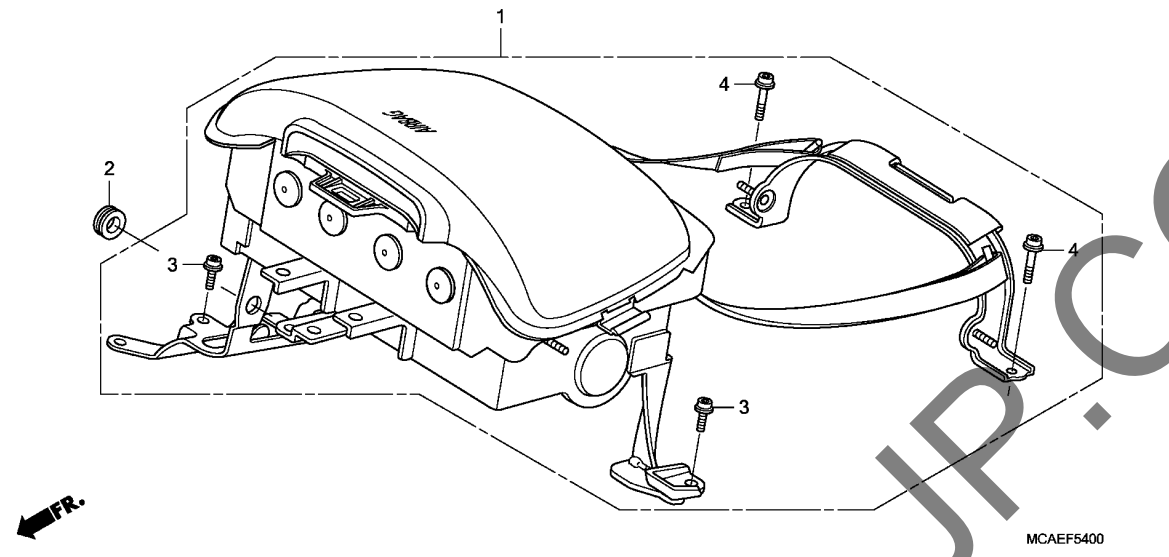
Ref. No.	Part No.	Description	Reqd. QTY			Serial No.	Parts catalogue code
			9	GL1800 A	C		
1	19639-GBC-000	RUBBER, MOUNTING	-	-	3	-----	2ED,2F,2U,3E,SI
2	39201-MCA-G20	NAVIGATION UNIT	-	-	1	-----	2ED,2F,2U,3E
	39201-MCA-R71	-	-	1	-----	SI
3	39221-MCA-S51	SCREW, PAN(3X6)	-	-	2	-----	2ED,2F,2U,3E,SI
4	39230-MCA-S51	ANTENNA ASSY., GPS	-	-	1	-----	2ED,2F,2U,3E,SI
5	39250-MCA-G21	CARD COMP., SD	-	-	1	-----	2ED,2F,3E
	39250-MCA-V81	-	-	1	-----	2U
	39250-MCA-891	-	-	1	-----	SI
6	39260-MCA-S81	CARD COMP., SD(2GB)	-	-	1	-----	2ED,2F,2U,3E,SI
7	64270-MCA-S50	STAY, ANTENNA	-	-	1	-----	2ED,2F,2U,3E,SI
8	81142-MCA-S50	COVER, NAVIGATION UNIT	-	-	1	-----	2ED,2F,2U,3E,SI
9	93903-24380	SCREW, TAPPING, 4X12	-	-	2	-----	2ED,2F,2U,3E,SI
10	93903-25280	SCREW, TAPPING, 5X12	-	-	5	-----	2ED,2F,2U,3E,SI
11	93913-15220	SCREW, TAPPING, 5X12(PO)	-	-	3	-----	2ED,2F,2U,3E,SI
12	94103-05800	WASHER, PLAIN, 5MM	-	-	3	-----	2ED,2F,2U,3E,SI



Ref. No.	L.O.N.	(Relative ref. Number) Description	F.R.T.
1	6111P4	HARNESS, AIRBAG MAIN	2.9
	6111U1	HARNESS, AIRBAG MAIN(A)	3.1
		.NOTE: '12- model	
2	6111P6	SUB HARNESS, AIRBAG :RIGHT ...	2.1
	6111P6A	.With navigation add	0.7
	6111U3	SUB HARNESS, AIRBAG(A) :RIGHT	3.3
		.NOTE: '12- model	
3	6111P5	SUB HARNESS, AIRBAG :LEFT	1.4
	6111U2	SUB HARNESS, AIRBAG(A) :LEFT .	1.5
		.NOTE: '12- model	
	6111P7	SUB HARNESS, AIRBAG :BOTH	3.0
	6111P7A	.With navigation add	0.3
	6111U4	SUB HARNESS, AIRBAG(A) :BOTH .	3.8
		.NOTE: '12- model	
5	6171D1	SENSOR, CRASH :LEFT UPPER	0.6
	6171D2	SENSOR, CRASH :LEFT LOWER	0.4
	6171D5	SENSOR, CRASH :LEFT BOTH	0.7
	6171D3	SENSOR, CRASH :RIGHT UPPER ...	0.4
	6171D4	SENSOR, CRASH :RIGHT LOWER ...	0.4
	6171D7	SENSOR, CRASH :RIGHT BOTH	0.5
	6171D6	SENSOR, CRASH :FOR 1 VEHICLE .	0.8

Ref. No.	Part No.	Description	Reqd. QTY			Serial No.	Parts catalogue code
			9	GL1800 A	C		
1	32191-MCA-A80	SUB HARNESS, AIRBAG	1	1	-	-----	2ED,2F,2NZ,2U,3E,BR,KO,SI
	32191-MCA-S80	-	-	1	-----	2ED,2F,2U,3E,KO,SI
2	32192-MCA-A80	SUB HARNESS, R. G SENSOR	1	1	-	-----	2ED,2F,2NZ,2U,3E,BR,KO,SI
	32192-MCA-S80	-	-	1	-----	2ED,2F,2U,3E,KO,SI
3	32193-MCA-A80	SUB HARNESS, L. G SENSOR	1	1	-	-----	2ED,2F,2NZ,2U,3E,BR,KO,SI
	32193-MCA-S80	-	-	1	-----	2ED,2F,2U,3E,KO,SI
4	51612-MCA-A80	COVER, R. UPPER G SENSOR	1	1	1	-----	2ED,2F,2NZ,2U,3E,BR,KO,SI
5	77930-MCA-B41	SENSOR ASSY., G	4	4	2	-----	BR,KO
	77930-MCA-D61	4	-	-	-----	2ED,2NZ,2U,3E,SI
	77930-MCA-F61	4	-	-	-----	2F
	77930-MCA-G71	-	4	2	-----	2ED,2F,2NZ,2U,3E
	77930-MCA-D61	-	4	2	-----	SI
6	90137-S84-A01	BOLT, TORX EARTH, 6X20	5	5	3	-----	2ED,2F,2NZ,2U,3E,BR,KO,SI
7	90650-KV6-003	BAND, WIRE, 95MM	2	2	2	-----	2ED,2F,2NZ,2U,3E,BR,KO,SI
8	96001-06016-07	BOLT, FLANGE, 6X16	2	2	2	-----	2ED,2F,2NZ,2U,3E,BR,KO,SI
9	77495-MCA-S80	STAY, DUMMY COUPLER	-	-	2	-----	2ED,2F,2U,3E,KO,SI
10	96001-06012-07	BOLT, FLANGE, 6X12	-	-	2	-----	2ED,2F,2U,3E,KO,SI





Ref. No.	L.O.N.	(Relative ref. Number) Description	F.R.T.
1	6211A0	MODULE, AIRBAG	1.5
	6211A1	MODULE, AIRBAG(A)	1.7
.NOTE: '12- model			

3

Ref. No.	Part No.	Description	Reqd. QTY			Serial No.	Parts catalogue code
			9	GL1800 A	C		
1	06770-MCA-B40ZB	MODULE KIT, AIRBAG					
	NHA85	MAT AIR BLACK	1	1			BR
	06770-MCA-K00ZB	*NHA85* MAT AIR BLACK	1	1			KO
	06770-MCA-D60ZB	*NHA85* MAT AIR BLACK	1	1			SI
	06770-MCA-G70ZA	*NHA85* MAT AIR BLACK	1				2ED,2NZ,2U,3E
	06770-MCA-F60ZB	*NHA85* MAT AIR BLACK	1				2F
	06770-MCA-G71ZA	*NHA85* MAT AIR BLACK		1			2ED,2F,2NZ,2U,3E
	06770-MCA-G20ZA	*NHA85* MAT AIR BLACK		1			2ED,2F,2U,3E
	06770-MCA-980ZA	*NHA85* MAT AIR BLACK		1			KO
	06770-MCA-890ZA	*NHA85* MAT AIR BLACK		1			SI
2	83551-376-000	GROMMET, SIDE COVER	2	2	2		2ED,2F,2NZ,2U,3E,BR,KO,SI
3	90106-MCA-A80	BOLT, TORX, 6X16	3	3	3		2ED,2F,2NZ,2U,3E,BR,KO,SI
4	90137-MCA-A80	BOLT, TORX, 8X35	2	2	2		2ED,2F,2NZ,2U,3E,BR,KO,SI

PART NO. INDEX

Part Number	Address	Page	Ref.	Part Number	Address	Page	Ref.	Part Number	Address	Page	Ref.	Part Number	Address	Page	Ref.
17516-MCA-A80	N12	194	7	18305-MCA-W00	2-B6	204	6		2-B7	205	33	19104-MCA-000	2-D14	244	9
17516-MCA-S41	N12	194	8	18313-MCA-A20	2-B4	202	7	18455-MCA-A20ZA	2-B5	203	33		2-D16	246	9
17517-MCA-000	N12	194	9		2-B6	204	7	18532-634-670	N15	197	18	19105-MCA-A60	2-D14	244	10
17517-MCA-S40	N12	194	9	18314-MCA-A20	2-B4	202	8	18601-KGB-611	I13	116	8	19105-MCA-S40	2-D16	246	10
17519-MCA-000	N12	194	10		2-B6	204	8	18612-MBA-600	I13	116	9	19106-MCA-000	2-D14	244	11
17525-MCA-003	J10	129	8	18316-MCA-A60	2-B4	202	9	18612-MBA-601	I13	116	9		2-D16	246	11
17526-MCA-000	J10	129	9		2-B6	204	9	18651-MCA-780	I13	116	10	19107-MCA-A60	2-D14	244	12
17527-MCA-A60	J10	129	10	18317-MCA-A20	2-B4	202	10	18652-MCA-000	I13	116	11		2-D16	246	12
17528-MAT-D70	2-H5	299	1		2-B6	204	10	18653-MCA-000	I13	116	12	19110-MCA-000	2-D14	244	13
	2-H8	302	1	18318-MCA-000	2-B4	202	11	18655-MCA-000	I13	116	13		2-D16	246	13
	2-H9	303	1	18321-MCA-000	2-B4	202	12	18661-MCA-A60	N16	198	2	19200-MCA-A00	H11	98	1
17528-MCA-A61	J10	129	11	18321-MCA-A70	2-B6	204	11	18662-MCA-A60	I13	116	14	19200-MCA-A02	H11	98	1
17530-MCA-000	J10	129	12	18323-MCA-000	2-B4	202	13	18663-MCA-A60	I13	116	15	19205-MCA-A60	2-D14	244	14
17554-MBO-000	N15	197	16	18323-MCA-A70	2-B6	204	12	18665-MCA-A60	N16	198	3	19205-MCA-S40	2-D16	246	14
17574-MCA-003	N12	194	11	18329-MCA-A20	2-B4	202	14					19217-MCA-000	H11	98	2
17574-MCA-S41	N12	194	11		2-B6	204	13	19000				19220-MCA-A00	H11	98	3
17575-MCA-003	N12	194	12	18330-MCA-A70ZA	2-B6	204	14					19220-MCA-A02	H11	98	3
17611-MCA-000	2-E4	250	1	18332-MCA-A20	2-B4	202	15	19010-MCA-A61	2-D14	244	1	19226-MCA-A00	H11	98	4
17611-MCA-S40	2-E4	250	1		2-B6	204	15		2-D16	246	1	19300-P08-014	H11	98	5
17614-MCA-000	2-E4	250	2	18333-MCA-000	2-B4	202	16	19014-KEA-003	M13	179	2	19305-MCA-A00	H11	98	6
17614-MCA-S40	2-E4	250	2	18334-MT8-770	2-B6	204	16		N1	183	2	19411-MCA-780	J5	124	1
17615-MCA-000	N12	194	13	18335-MCA-A70ZA	2-B7	205	17		N6	188	2	19421-MCA-780	J5	124	2
17620-MCA-A01	N12	194	14	18336-MCA-A60	2-B4	202	17		2-D14	244	2	19501-MCA-A60	2-D14	244	15
17620-MEH-003	N12	194	14		2-B7	205	18		2-D16	246	2	19501-MCA-S40	2-D16	246	15
17724-102-700	N15	197	17	18337-MCA-A71	M13	179	1	19015-MCA-A80	2-E2	248	1	19502-MCA-A60	2-D14	244	16
	N16	198	1		N1	183	1	19020-MN2-003	2-E2	248	3	19502-MCA-S40	2-D16	246	16
17910-MCA-A60	K9	143	1	18337-MCA-S40	N6	188	1	19025-MCA-A80	2-E2	248	4	19503-MCA-A60	2-D14	244	17
17920-MCA-A60	2-H2	296	1	18338-MCA-000	2-B4	202	18	19030-MCA-A61	2-E2	248	5		2-D16	246	17
	2-H3	297	1	18340-MCA-A70	2-B7	205	19	19037-GEE-710	2-D14	244	3	19504-KY1-003	J5	124	3
	2-H4	298	1	18355-MCA-A20ZA	2-B4	202	19		2-D16	246	3	19504-MCA-A60	2-D14	244	18
17936-921-000	K5	139	2	18376-MT3-000	2-B4	202	20	19037-MCA-B31	2-D14	244	3		2-D16	246	18
	K7	141	2		2-B7	205	20	19037-MCA-G61	2-D14	244	3	19505-MCA-000	2-D15	245	19
17938-SE0-941	2-B15	213	1	18377-MT3-000	2-B4	202	21		2-D16	246	3		2-D16	246	20
					2-B7	205	21	19037-MCJ-K00	2-D14	244	3	19505-ML3-770	2-D15	245	20
18000				18392-MAM-000	J14	133	1		2-D16	246	3		2-D16	246	20
					2-B4	202	22	19039-MCA-A61	2-D14	244	4	19506-MCA-000	J5	124	4
18150-MCA-B60	2-B4	202	1		2-B7	205	22		2-D16	246	4		2-D15	245	21
18150-MCA-D90	2-B6	204	1	18392-MCA-S40	2-B7	205	22		2-D16	246	4		2-D16	246	21
18150-MCA-D91	2-B6	204	1	18405-MCA-D30	2-B4	202	23	19046-MCA-G61	2-D14	244	5	19507-MAL-600	J5	124	5
18150-MCA-J40	2-B6	204	1		2-B7	205	23		2-D16	246	5		2-D15	245	22
18150-MCA-K30	2-B6	204	1	18405-MCA-W00	2-B7	205	23	19046-PAA-A00	2-D14	244	5		2-E1	247	22
18150-MCA-K31	2-B6	204	1	18417-MCA-A20	2-B4	202	24		2-D16	246	5	19507-MCA-000	J5	124	6
18250-MCA-B60	2-B4	202	2		2-B7	205	24	19051-KA3-830	2-E12	258	1		2-D15	245	23
18250-MCA-D90	2-B6	204	2	18418-MCA-000	2-B5	203	25		2-E16	262	1	19508-MCA-A60	2-D15	245	23
18250-MCA-D91	2-B6	204	2	18421-MCA-000	2-B5	203	26	19051-KA4-000	2-E2	248	6		2-E1	247	23
18250-MCA-J40	2-B6	204	2	18421-MCA-A70	2-B7	205	25	19051-MS8-000	2-C3	217	2	19509-MCA-A60	2-D15	245	24
18250-MCA-K30	2-B6	204	2	18421-MN5-000	2-B5	203	27		2-C5	219	2		2-E1	247	24
18250-MCA-K31	2-B6	204	2		2-B7	205	26	19052-KA3-710	2-F14	276	2	19509-MM5-003	J5	124	7
18291-MN5-650	J14	133	1	18422-MN5-000	2-B5	203	28		2-G6	284	2		2-D15	245	25
	2-B4	202	3		2-B7	205	27	19052-MB4-880	18	111	2		2-E1	247	25
	2-B6	204	3	18423-MCA-000	2-B5	203	29	19055-MBR-870	2-D14	244	5	19511-MCA-000	J5	124	8
18293-GN2-000	L9	159	23	18423-MCA-A70	2-B7	205	28		2-D16	246	5	19512-MCA-000	J5	124	9
18293-MCA-780	I8	111	1	18424-MN5-000	2-B5	203	30	19055-MCA-B31	2-D14	244	5	19512-MCA-S40	J5	124	10
	2-B4	202	5		2-B7	205	29	19060-MCA-A61	2-D14	244	6	19513-MCA-000	J5	124	10
	2-B6	204	5	18429-MCA-A20	2-B5	203	31		2-D16	246	6	19513-MCA-S40	J5	124	10
18293-MCA-A20	2-B4	202	4		2-B7	205	30	19102-KT8-000	2-D14	244	7	19516-MCA-000	J5	124	11
	2-B6	204	4	18430-MCA-A70ZA	2-B7	205	31		2-D16	246	7	19516-ML7-691	J5	124	12
	2-B4	202	6	18435-MCA-A70ZA	2-B7	205	32	19102-ML7-701	2-D14	244	8	19517-MCA-000	J5	124	13
18305-MCA-D30	2-B4	202	6	18441-MCA-A20	2-B5	203	32		2-D16	246	8	19518-MCA-000	J5	124	14
	2-B6	204	6						2-D14	244	8	19520-MCA-A60	2-D15	245	26

PART NO. INDEX

Part Number	Address	Page	Ref.	Part Number	Address	Page	Ref.	Part Number	Address	Page	Ref.	Part Number	Address	Page	Ref.				
23000				28000				31115-MAM-300				32105-MCA-Y00				32425-MCA-S40			
23110-MN5-010	I9	112	3	28106-MCA-000	I6	109	2	2-H5	299	2	2-C16	230	4	2-C13	227	6			
23121-MCA-000	I9	112	4	28110-MCA-000	I9	112	6	2-H9	303	2	J12	131	4	2-C13	227	7			
23130-MCA-000	I9	112	5	28125-MN5-014	I9	112	7	2-H5	299	2	J12	131	5	2-C13	227	7			
23161-MCA-010	J1	120	1	28141-MCA-000	I6	109	3	2-H8	302	2	H1	88	10	2-D1	231	13			
23162-MCA-010	J1	120	2	28150-MCA-000	I6	109	4	2-H9	303	3	H1	88	11	2-D3	233	14			
23210-MCA-780	J1	120	3	28162-MN5-000	I6	109	5	2-H5	299	2	H1	88	11	2-D1	231	14			
23212-MCA-000	J1	120	4	28165-MN5-000	I6	109	6	2-H9	303	3	2-H11	305	2	2-D3	233	15			
23219-MCA-000	J1	120	5	28171-MN5-000	I6	109	7	2-H9	303	3	2-D3	233	5	2-C15	229	10			
23221-MCA-010	J1	120	6	28178-MCA-000	I11	114	9	11	104	8	2-D3	233	5	2-D3	233	16			
23421-MCA-000	J1	120	7	28211-MN5-000	I6	109	8	11	104	9	2-D3	233	6	H12	99	11			
23431-MCA-000	J1	120	8	28214-MCA-000	I8	111	5	11	104	10	2-C16	230	5	32925-958-000	2-F5	267			
23441-MCA-000	J1	120	9	28215-MCA-000	I6	109	9	11	104	11	2-D3	233	6	2-F10	272	2			
23461-MCA-000	J1	120	10	28218-MCA-000	I6	109	10	11	104	12	2-D3	233	6						
23462-MCA-000	J1	120	11	28219-MN5-010	I6	109	11	11	104	13	2-C11	225	1	33000					
23463-MCA-000	J1	120	12	28221-MN5-000	I6	109	12	13	106	1	L3	153	2	33100-MCA-A61	K1	135			
23471-MCA-000	J1	120	13	28224-MCA-000	I6	109	13	13	106	2	2-C16	230	6	33100-MCA-D31	K1	135			
23472-MCA-000	J1	120	14	28226-MCA-000	I6	109	14	13	106	3	2-C16	230	6	33100-MCA-E31	K1	135			
23481-MCA-A20	J1	120	15	28241-MCA-A00	I6	109	15	13	106	4	2-D3	233	7	33101-MCA-A61	K1	135			
23491-MCA-000	J1	120	16	28250-MCA-000	I6	109	16	13	106	5	2-C16	230	7	33102-MCA-A61	K1	135			
23500-MCA-A20	I11	114	1					13	106	8	2-C16	230	7	33102-MCA-B01	K1	135			
23501-MCA-000	J1	120	17	30000				13	106	6	2-C16	230	7	33102-MCA-B21	K1	135			
23521-MCA-000	I11	114	2	30291-MCA-A00	H9	96	12	13	106	9	2-C16	230	10	33102-MCA-D31	K1	135			
23611-MEC-000	I11	114	3	30300-MCA-003	H12	99	10	13	106	10	2-C16	230	8	33102-MCA-E31	K1	135			
23721-MCA-780	I11	114	4	30401-MCA-000	2-D6	236	1	13	106	11	2-D3	233	9	33102-MCA-S41	K1	135			
23732-MCA-000	I11	114	5		2-D8	238	2	13	106	12	2-C16	230	10	33103-MCA-003	K1	135			
23733-MN5-000	I11	114	6		2-D8	238	2	13	106	12	2-D3	233	9	33112-KPB-003	K1	135			
23741-MN5-000	I11	114	7		2-D10	240	1	13	106	12	2-C16	230	9	33112-MCA-A70	2-G12	290			
23742-MN5-000	I11	114	8		2-D12	242	2	13	106	12	2-D3	233	11	2-G14	292	2			
23751-MN5-000	I4	107	11	30430-MCA-405	L3	153	1	13	106	12	2-H11	305	3	2-G16	294	1			
				30430-MCA-415	L3	153	1	13	106	12	2-C11	225	2	33113-MBW-D21	K1	135			
				30430-MCA-741	L3	153	1	13	106	12	2-C11	225	3	33130-MAT-611	K1	135			
				30430-MCA-D34	L3	153	1	13	106	12	I13	116	17	33130-MCA-003	K1	135			
				30430-MCA-D35	L3	153	1	13	106	12	M5	171	43	33135-MCA-003	K1	135			
24000				30510-MCA-A61	2-C15	229	1	13	106	12	2-D8	238	4	33140-MCA-D31	K1	135			
24211-MCA-A00	J3	122	1	30510-MCA-S41	2-C15	229	1	13	106	12	2-D12	242	4	33150-MCA-A61	K1	135			
24212-MCA-000	J3	122	2	30511-MCA-000	2-C15	229	1	13	106	12	2-H2	296	2	33150-MCA-D31	K1	135			
24213-MCA-000	J3	122	3	30512-MCA-000	2-C15	229	3	13	106	12	2-H3	297	2	33150-MCA-E31	K1	135			
24251-MCA-000	J3	122	4	30530-MCA-003	I13	116	16	13	106	12	2-H4	298	2	33152-MCA-A61	K1	135			
24261-283-000	J1	120	18	30731-MCA-A81	2-C15	229	4	13	106	12	2-D15	245	28	33152-MCA-B01	K1	135			
24300-MCA-000	J3	122	5	30732-MCA-003	2-C15	229	5	13	106	12	2-C16	230	11	33152-MCA-B21	K1	135			
24300-MCA-S40	J3	122	5	30733-MCA-003	2-C15	229	6	13	106	12	2-C16	230	11	33152-MCA-D31	K1	135			
24302-MCA-300	J3	122	6	30734-MCA-003	2-C15	229	7	13	106	12	2-D3	233	12	33152-MCA-E31	K1	135			
24305-MCA-S40	J3	122	7	30735-MCA-003	2-C15	229	8	13	106	12	2-F5	267	1	33152-MCA-S41	K1	135			
24305-MN5-000	J3	122	7	30736-MCA-A81	2-C15	229	9	13	106	12	2-H13	307	1	33301-SAO-741	K1	135			
24430-MCA-000	J3	122	8					13	106	12	2-H13	307	1	2-C10	224	1			
24435-MCA-000	J3	122	9					13	106	12	2-H13	307	2	2-C11	225	4			
24443-MCA-300	J3	122	10	31000				13	106	12	2-H13	307	2	2-C11	225	4			
24610-MCA-000	J3	122	11	31100-MCA-A61	I1	104	1	13	106	12	2-H13	307	3	33302-S5A-A01	2-C11	225			
24615-MCA-000	J3	122	12	31100-MCA-S41	I1	104	1	13	106	12	2-H13	307	3	2-C10	224	3			
24620-MCA-780	J3	122	13	31101-MCA-A61	I1	104	2	13	106	12	2-H13	307	3	2-C11	225	6			
24624-MT3-000	J3	122	14	31101-MCA-S41	I1	104	2	13	106	12	2-G14	292	1	33303-SAA-003	2-C10	224			
24651-MCA-000	J3	122	15	31102-MCA-A61	I1	104	3	13	106	12	2-C16	230	12	2-C11	225	7			
24652-028-000	J3	122	16	31111-MCA-003	I1	104	4	13	106	12	2-D3	233	13	2-C7	221	1			
24655-MV4-000	J3	122	17	31111-PO8-J02	I1	104	5	13	106	12	2-C13	227	2	33405-MCA-D31	2-C7	221			
24705-MCA-000	2-B9	207	1	31112-MCA-003	I1	104	6	13	106	12	2-C13	227	4	33410-MCA-602	2-C7	221			
24705-MCA-S40	2-B9	207	1					13	106	12	2-C13	227	5	33455-MCA-D31	2-C7	221			
24781-KR3-770	2-B9	207	2	31114-MCA-003	I1	104	7	13	106	12	2-C13	227	6	33460-MCA-602	2-C7	221			
24810-MCA-000	I8	111	3					13	106	12	2-C13	227	5	33501-MCA-S41	2-C11	225			
24820-MCA-000	I8	111	4					13	106	12	2-C13	227	6	33510-MCA-A62	2-C10	224			



PART NO. INDEX

Part Number	Address	Page	Ref.	Part Number	Address	Page	Ref.	Part Number	Address	Page	Ref.	Part Number	Address	Page	Ref.
61101-MN4-000	2-E16	262	4	62000				64237-MCA-A60	2-G12	290	21	64285-MCA-000ZY	2-E13	259	5
	2-F4	266	1						2-G14	292	18	64286-MCA-A60	2-E13	259	6
61103-357-000	2-C11	225	20	62501-MCA-000	2-G10	288	3	64170-MCA-A22	2-E8	254	23	64287-MCA-000	2-E13	259	7
61103-MCA-000YC	L8	158	3	62501-MCA-S40	2-G11	289	2	64170-MCA-S40	2-E11	257	23	64287-MCA-000	2-E13	259	7
61103-MCA-000YE	L7	157	3	62601-MCA-000	2-G10	288	4	64204-MCA-000YC	M14	180	11	64290-MCA-S40ZA	2-E16	262	9
61103-MCA-000YF	L7	157	3	62601-MCA-S40	2-G11	289	3		N2	184	16	64290-MCA-S40ZA	2-E16	262	9
61103-MCA-000YG	L8	158	3					64204-MCA-000YE	M13	179	11	64292-MCA-010YC	2-E14	260	8
61103-MCA-000YH	L8	158	3	64000					N2	184	16	64292-MCA-010YE	2-E14	260	8
61103-MCA-000YJ	L8	158	3					64204-MCA-000YF	M13	179	11	64292-MCA-010YF	2-E13	259	8
61103-MCA-000YK	L8	158	3						N1	183	16	64292-MCA-010YG	2-E14	260	8
61103-MCA-000YL	L8	158	3	64100-MCA-A21	2-E7	253	3	64204-MCA-000YG	M13	179	11	64292-MCA-010YH	2-E14	260	8
61103-MCA-000YM	L8	158	3	64100-MCA-S40	2-E10	256	3		N2	184	16	64292-MCA-010ZD	2-E14	260	8
61103-MCA-000ZL	L8	158	3	64113-MCA-000	2-E7	253	4	64204-MCA-000YH	M13	179	11	64292-MCA-010ZE	2-E14	260	8
61103-MCA-000ZE	L8	158	3	64113-MCA-S40	2-E10	256	4		N2	184	16	64292-MCA-010ZM	2-E14	260	8
61103-MCA-000ZM	L7	157	3	64114-MCA-000	2-E7	253	5	64204-MCA-000ZD	M13	179	11	64292-MCA-010ZY	2-E14	260	8
61103-MCA-000ZY	L8	158	3						N2	184	16	64292-MCA-S40ZA	2-E16	262	10
61103-MCA-A80ZH	L8	158	3	64116-MN5-000	2-E7	253	6	64204-MCA-000ZE	M13	179	11	64292-MCA-S40ZB	2-E16	262	10
61103-MCA-A80ZK	L8	158	3						N2	184	16	64292-MCA-S40ZC	2-E16	262	10
61103-MCA-A80ZM	L8	158	3	64117-MCA-300	2-E7	253	7	64204-MCA-000ZM	M13	179	11	64292-MCA-S40ZD	2-F1	263	10
61103-MCA-A80ZN	L7	157	3						N2	184	16	64295-MCA-000YC	2-E15	261	9
61103-MCA-A80ZP	L7	157	3	64118-MCA-300	2-E7	253	8	64204-MCA-000ZY	M14	180	11	64295-MCA-000YE	2-E14	260	9
61103-MCA-A80ZQ	L7	157	3						N2	184	16	64295-MCA-000YF	2-E14	260	9
61103-MCA-A80ZR	L7	157	3	64119-MCA-300	2-E7	253	9	64204-MCA-S40ZA	N7	189	17	64295-MCA-000YG	2-E14	260	9
61103-MCA-A80ZS	L8	158	3					64205-MCA-A21	2-E8	254	24	64295-MCA-000YH	2-E14	260	9
61103-MCA-A80ZT	L8	158	3	64120-MCA-A60ZH	2-E7	253	10		2-E11	257	24	64295-MCA-000ZD	2-E14	260	9
61103-MCA-A80ZU	L8	158	3	64120-MCA-A60ZL	2-E7	253	10	64214-MCA-000YC	M14	180	12	64295-MCA-000ZE	2-E14	260	9
61103-MCA-A80ZV	L8	158	3	64120-MCA-A60ZM	2-E7	253	10		N3	185	17	64295-MCA-000ZM	2-E14	260	9
61103-MCA-A80ZW	L8	158	3	64120-MCA-A60ZN	2-E7	253	10	64214-MCA-000YE	M14	180	12	64295-MCA-000ZY	2-E14	260	9
61103-MCA-A80ZX	L8	158	3	64120-MCA-A60ZP	2-E7	253	10		N2	184	17	64296-MCA-A60	2-E15	261	10
61104-MA6-720	2-C11	225	21	64120-MCA-A60ZQ	2-E7	253	10	64214-MCA-000YF	M14	180	12	64296-MCA-S40ZA	2-F1	263	11
61104-MCA-A50	L8	158	4	64120-MCA-A60ZR	2-E7	253	10		N2	184	17	64297-MCA-000	2-E15	261	11
61105-KM7-910	2-E7	253	2	64120-MCA-A60ZS	2-E7	253	10	64214-MCA-000YG	M14	180	12	64302-MCA-000ZA	2-E15	261	12
	2-E10	256	2	64120-MCA-A60ZT	2-E7	253	10		N2	184	17	64302-MCA-S40ZA	2-F1	263	12
61105-MA3-000	H3	90	12	64120-MCA-S40ZA	2-E10	256	10	64214-MCA-000YH	M14	180	12	64303-MCA-000	H3	90	13
61105-MCA-010	L9	159	5	64120-MCA-S40ZB	2-E10	256	10		N2	184	17	64304-MCA-000	H3	90	14
61106-MCA-S40	L9	159	27	64120-MCA-S40ZC	2-E10	256	10	64214-MCA-000ZD	M14	180	12	64386-MS2-000	H1	88	12
61107-MCA-S40	L9	159	28	64120-MCA-S40ZD	2-E10	256	10		N2	184	17	64410-MCA-A60	2-F2	264	10
61108-MCA-000	L9	159	6	64121-MCA-000	2-E7	253	11	64214-MCA-000ZE	M14	180	12	64411-MCA-A60ZA	2-F2	264	11
			7		2-E10	256	11		N2	184	17	64412-MCA-A60ZA	2-F2	264	12
61109-MCA-000	L9	159	8	64122-MCA-000	2-E7	253	12	64214-MCA-000ZM	M14	180	12	64412-MCA-S40ZA	2-F2	264	12
61110-MCA-A50	L9	159	9		2-E10	256	12		N2	184	17	64414-MCA-000	2-F2	264	13
61110-MCA-A80	L9	159	9	64125-MCA-A40	2-E8	254	13	64214-MCA-000ZY	M14	180	12	64414-MCA-S40	2-F2	264	13
61110-MCA-S70ZA	L9	159	9		2-E10	256	13		N2	184	17	64415-MCA-A60ZB	2-F2	264	14
61110-MCA-S80ZA	L9	159	9	64127-MCA-010	2-E8	254	14	64214-MCA-S40ZA	N7	189	18	64419-MCA-A60	2-F2	264	15
61112-727-000	N6	188	16		2-E10	256	14	64216-MCA-000YC	2-E12	258	3	64420-MCA-A60	2-F3	265	16
	2-G10	288	1	64128-MCA-300	2-E8	254	15	64216-MCA-000YE	2-E12	258	3	64420-MCA-S40	2-F3	265	16
	2-G11	289	1		2-E10	256	15	64216-MCA-000YF	2-E12	258	3	64425-MCA-A60ZB	2-F3	265	17
61114-MCA-A50	L9	159	10	64133-MCA-A60	2-E8	254	16	64216-MCA-000YH	2-E12	258	3	64425-MCA-S40ZA	2-F3	265	17
61119-MCA-000	L9	159	11		2-E10	256	16	64216-MCA-000YJ	2-E16	262	5	64428-MCA-000	2-F3	265	18
61120-MCA-A50	L9	159	12	64137-MCA-000	2-E8	254	17	64216-MCA-000YK	2-E16	262	5	64429-MCA-000	N10	192	2
61120-MCA-A80	L9	159	12		2-E10	256	17	64216-MCA-000YL	2-E16	262	5		2-F3	265	19
61120-MCA-S70ZA	L9	159	12	64143-MCA-A60	2-E8	254	18	64216-MCA-000YM	2-E16	262	5	64431-MCA-000	2-F3	265	20
61120-MCA-S80ZA	L9	159	12		2-E10	256	18	64216-MCA-000ZD	2-E12	258	3	64433-MCA-A60	2-F3	265	21
61313-KC5-000	2-G10	288	2	64150-MCA-A21	2-E8	254	19	64216-MCA-000ZE	2-E12	258	3	64434-MCA-A60	2-F3	265	22
61317-KCC-900	I14	117	44		2-E10	256	19	64216-MCA-000ZM	2-E12	258	3	64435-MCA-A60	2-F3	265	23
61320-KZ9-000	2-F14	276	3	64152-MCA-000	2-E8	254	20	64216-MCA-000ZY	2-E12	258	3	64436-MCA-000	N10	192	3
	2-G6	284	3		2-E10	256	20	64228-MCA-A60	2-F2	264	4		2-F3	265	24
61403-MCA-000	L5	155	9	64153-MCA-A60	2-E8	254	21	64229-MCA-A60	2-F2	264	5	64445-MCA-000	M14	180	13
					2-E11	257	21	64235-MCA-A60ZA	K4	138	3		N3	185	18
				64163-MCA-A60	2-E8	254	22					64448-MCA-A60	2-E15	261	13



PART NO. INDEX

Part Number	Address	Page	Ref.	Part Number	Address	Page	Ref.	Part Number	Address	Page	Ref.	Part Number	Address	Page	Ref.
88112-MCA-000YC	2-C8	222	9	89224-KW9-000	2-E6	252	9	90103-MCA-A80	L5	155	11	90109-MCA-000	2-G4	282	42
88112-MCA-000YD	2-C8	222	9	89225-MN5-000	2-E6	252	10	90103-MN9-000	M15	181	33		2-G7	285	39
88112-MCA-000YE	2-C8	222	9	89226-MN5-000	2-E6	252	11		N5	187	42	90109-MR7-000	L12	162	40
88112-MCA-000ZE	2-C8	222	9	89227-422-000	2-E6	252	13		N9	191	47	90110-MCA-000	2-B16	214	12
88112-MCA-000ZH	2-C8	222	9	89227-461-000	2-E6	252	12	90104-964-000	2-E9	255	39	90110-ML7-000	2-B16	214	13
88112-MCA-000ZN	2-C8	222	9	89227-MN5-000	2-E6	252	12		2-E11	257	39	90111-187-000	2-D15	245	30
88112-MCA-000ZV	2-C8	222	9	89228-MN5-000	2-E6	252	14		2-F9	271	51		2-E1	247	29
88112-MCA-000ZY	2-C8	222	9	89228-MR8-000	2-E6	252	14		2-F13	275	50		2-E2	248	7
88112-MCA-S40ZA	2-C8	222	9	89229-422-000	2-E6	252	15		2-G4	282	40				8
88112-MCA-S40ZB	2-C8	222	9						2-G7	285	35	90111-197-890	2-G9	287	20
88112-MCA-S40ZC	2-C8	222	9	90000					2-G9	287	19	90111-KW3-003	2-G13	291	26
88112-MCA-S40ZD	2-C8	222	9										2-G15	293	25
88113-MCA-A00	2-C8	222	10	90003-GEV-760	N9	191	46	90104-MCA-000	N13	195	22		2-G15	293	25
88113-MCA-S40	2-C8	222	10	90003-MEC-000	I13	116	21	90104-MCA-A80	L12	162	39		2-H1	295	26
88120-MCA-B21ZA	2-C9	223	11	90003-PT0-000	H3	90	15	90104-MCA-S40	N10	192	11	90111-MCA-000	2-B16	214	14
88120-MCA-B21ZB	2-C9	223	11	90004-GHB-600	H9	96	14	90104-MN4-000	L9	159	13	90111-MCA-S40	N9	191	52
88120-MCA-B21ZC	2-C9	223	11		2-B5	203	37		N5	187	43	90112-MBS-000	2-E5	251	17
88120-MCA-B21ZD	2-C9	223	11	90005-MCA-000	I9	112	8	90105-MB1-000	2-E15	261	19	90112-MCA-000	2-B8	206	38
88120-MCA-D30ZG	2-C9	223	11	90006-GHB-680	H9	96	15		2-F1	263	21	90112-MCA-A80	N15	197	23
88120-MCA-D30ZJ	2-C9	223	11		H12	99	15	90106-GBB-710	2-H1	295	25	90113-MAS-E00	2-D15	245	30
88120-MCA-D30ZK	2-C9	223	11	90006-MM5-640	I14	117	22	90106-KBV-000	2-G7	285	36				31
88120-MCA-D30ZL	2-C8	222	11	90008-MCA-000	J10	129	13	90106-KCR-000	M15	181	34	90113-MCA-000	L5	155	13
88120-MCA-D30ZM	2-C9	223	11	90009-371-015	I14	117	23		N5	187	44	90113-MCA-A80	L9	159	16
88120-MCA-D30ZN	2-C9	223	11	90009-MN5-000	J3	122	18	90106-KCZ-000	2-C1	215	6	90113-MCJ-000	L9	159	14
88120-MCA-D30ZP	2-C9	223	11	90009-PP4-E01	J10	129	14	90106-KJ6-740	2-G4	282	41	90113-MM5-000	L9	159	17
88120-MCA-D30ZQ	2-C9	223	11	90010-MCA-000	H3	90	16		2-G7	285	37		M15	181	37
88120-MCA-D30ZR	2-C9	223	11	90011-HN0-A00	2-B5	203	38	90106-KY2-701	H1	88	23		N5	187	47
88122-MCA-000YB	2-C9	223	12		2-B8	206	37		2-E9	255	40	90114-KFK-000	2-D1	231	26
88122-MCA-000YC	2-C9	223	12	90011-MCA-780	I14	117	24		2-E11	257	40		2-D4	234	28
88122-MCA-000YD	2-C9	223	12	90011-MW3-601	I12	115	11		2-E15	261	20	90114-KW7-900	M15	181	38
88122-MCA-000YE	2-C9	223	12	90012-896-750	I14	117	25		2-F1	263	22	90114-MG9-951	K15	149	14
88122-MCA-000ZE	2-C9	223	12	90012-MCA-000	H3	90	17		2-F9	271	52		L1	151	18
88122-MCA-000ZH	2-C9	223	12	90013-430-000	H9	96	16		2-F13	275	51	90114-MGE-000	2-C5	219	14
88122-MCA-000ZN	2-C9	223	12	90013-883-000	H11	98	7	90106-MBA-610	L5	155	12	90114-SG0-003	2-C13	227	15
88122-MCA-000ZV	2-C9	223	12	90014-952-000	I12	115	12	90106-MBB-000	L16	166	17	90115-KW7-900	M15	181	39
88122-MCA-000ZY	2-C9	223	12	90014-MN5-000	I6	109	18	90106-MBY-000	L9	159	14		N5	187	48
88122-MCA-S40ZA	2-C9	223	12	90016-MCA-780	H1	88	19				15		N9	191	54
88122-MCA-S40ZB	2-C9	223	12	90017-MCA-000	H1	88	20		M15	181	35	90115-MAL-600	2-B9	207	7
88122-MCA-S40ZC	2-C9	223	12	90018-MCA-000	H1	88	21		N5	187	45	90115-MT3-000	2-B11	209	24
88122-MCA-S40ZD	2-C9	223	12	90019-MB0-000	I14	117	26		N9	191	49	90116-383-721	L12	162	42
88123-MCA-A00	2-C9	223	13	90019-MCA-780	H1	88	22		2-B11	209	23	90116-HP2-670	2-H1	295	27
88123-MCA-S40	2-C9	223	13	90021-MM5-000	H9	96	17		2-E5	251	16	90116-KV3-701	L12	162	41
					I12	115	13		2-F1	263	23	90116-MCA-000	2-E5	251	18
89000				90022-MG8-000	J3	122	19	90106-MCA-A80	2-H14	308	3	90116-MCS-G00	2-F1	263	25
				90035-MN5-000	H3	90	18	90106-MM4-000	M15	181	36	90116-ME9-000	2-C1	215	7
89101-300-010	2-E6	252	1	90071-MB0-000	I3	106	13		N5	187	46		2-C3	217	10
89103-371-000	2-E6	252	2	90086-MCA-000	H9	96	18		N9	191	50	90116-MEW-920	2-C5	219	15
89105-MCA-000	2-E6	252	3	90086-MZ8-H00	H9	96	19				51	90116-SPO-003	2-F3	265	25
89106-MN5-000	2-G4	282	39	90100-GCT-J50	2-B11	209	22	90106-MM9-000	2-D7	237	22	90117-MCA-000	2-E5	251	19
	2-G7	285	33	90101-GEO-000	L4	154	25		2-D10	240	21	90117-MN5-000	2-F1	263	26
89210-MN5-000	2-E6	252	4		L5	155	10	90107-MM5-000	2-E15	261	21	90118-KY1-000	J1	120	19
89211-KJ2-000	2-E6	252	5	90101-KK6-000	2-E5	251	14		2-F1	263	24	90118-MCA-000	2-E9	255	42
89211-MR7-000	2-E6	252	5	90101-MBB-000	2-E5	251	15				24		2-E11	257	42
89216-MCA-000	2-E6	252	6	90101-MCA-A20	L4	154	26	90107-MT3-003	L14	164	21		L12	162	43
89216-MY9-000	2-E6	252	6	90101-MCA-S40	2-G7	285	34	90108-KV3-000	I9	112	9	90118-MCH-000	M11	177	15
89221-371-000	2-E6	252	8	90101-TF6-003	2-D4	234	27	90108-MCA-000	L4	154	27	90118-MR1-000	M5	171	27
89221-422-000	2-E6	252	8	90102-MCA-A80	K13	147	33	90108-MR5-000	2-B12	210	12		2-G13	291	27
89221-429-000	2-E6	252	7	90103-HC4-770	2-E9	255	38	90109-MBL-610	2-E9	255	41		2-G15	293	26
89221-MJ4-000	2-E6	252	7		2-E11	257	38		2-E11	257	41				



PART NO. INDEX

Part Number	Address	Page	Ref.	Part Number	Address	Page	Ref.	Part Number	Address	Page	Ref.	Part Number	Address	Page	Ref.					
91023-MM5-641	J2	121	34	91309-PX4-003	H10	97	23		2-D11	241	28		93903-24520	2-H3	297	6				
91024-GJ5-003	I4	107	15	91313-MB0-003	I5	108	21		2-D13	243	31	93893-04012-07	K11	145	48					
91024-MN5-003	I9	112	12		I12	115	17	91565-SEL-003	2-D15	245	35	93893-04012-17	K16	150	20	93903-25080	2-F9	271	64	
91027-MCA-003	I9	112	13		J15	134	2				36		L2	152	24		93903-25080	2-F13	275	65
91051-727-000	I7	110	25	91315-MCA-A00	J5	124	23				37		M3	169	26		93903-25180	2-B2	200	9
91051-MCA-003	M11	177	25		J14	133	2		2-E1	247	33	93893-05012-00	2-H1	295	37		93903-25180	2-B3	201	8
91052-MCA-003	M11	177	26	91316-MCA-A00	J6	125	24	91571-MCA-P00	2-D2	232	36	93893-05022-08	J8	127	11		93903-25180	2-G5	283	57
91055-MCA-A61	M1	167	20		J14	133	2	91571-SR3-003	2-D4	234	36	93893-05032-08	K11	145	49		93903-25180	2-G8	286	54
91059-MG9-681	L4	154	29	91317-171-003	2-G4	282	52					93893-06012-07	2-F9	271	61		93903-25220	N10	192	13
91061-MT3-003	M11	177	27	91317-MCA-A00	J6	125	25	92000				2-F13	275	62			93903-25280	2-C6	220	24
91066-MCA-003	2-B13	211	14		J14	133	2					93894-05030-08	L5	155	18		93903-25280	2-D7	237	28
91071-MY1-005	2-B16	214	19	91320-MB0-000	I3	106	16	92101-06012-0A	M12	178	32	93901-24480	2-C12	226	25		93903-25280	2-D9	239	34
91072-MY1-005	2-B16	214	20	91352-GAZ-930	2-G4	282	53	92301-06008-0A	2-E9	255	56	93901-25120	2-C2	216	15		93903-25280	2-D11	241	30
91101-121-691	I7	110	26		2-G8	286	50		2-E11	257	56		2-C4	218	19		93903-25280	2-D13	243	34
91101-KG8-003	L12	162	45	91352-SA5-952	I12	115	18	92501-06012-0A	2-B11	209	26		2-C6	220	23		93903-25280	2-F9	271	65
91202-965-003	J4	123	25		J15	134	2	92800-14000	H12	99	18	93901-25280	2-G15	293	34		93903-25280	2-F13	275	66
91204-MB0-013	I14	117	32	91356-MW0-003	L12	162	47						2-H1	295	38		93903-25280	2-G5	283	58
91204-MN5-005	I4	107	16	91359-MG9-003	M12	178	31	93000				93901-25380	2-F9	271	62		93903-25280	2-G8	286	55
91208-MN1-771	I12	115	15	91405-MG1-000	2-F9	271	59						2-F13	275	63		93903-25280	2-H11	305	13
91208-MN5-003	I4	107	17		2-F13	275	60	93201-06045-0G	K13	147	38		2-G4	282	55		93903-25280	2-H12	306	10
91209-MB0-003	H12	99	16	91405-PD1-004	J10	129	18	93401-04025-08	K2	136	28		2-G8	286	52		93903-25320	2-D2	232	37
91212-422-006	M3	169	25	91406-166-000	K6	140	13	93403-06016-00	J10	129	20	93901-32120	K11	145	50		93903-25380	M16	182	46
91220-MG8-003	H14	101	4				20	93404-05030-08	L5	155	18		L4	154	31		93903-25380	N11	193	9
91253-443-761	M1	167	21				15	93404-06012-08	2-G13	291	32	93901-32220	K11	145	51		93903-25380	2-D2	232	38
91254-KS6-003	2-B16	214	21				28		2-G15	293	31			52			93903-25380	2-D4	234	37
91254-MCH-C11	L12	162	46	91406-SL4-931	J10	129	19		2-H1	295	35	93901-32320	K11	145	53		93903-25380	2-E15	261	35
91257-MAY-003	M1	167	22	91410-679-000	N13	195	24	93404-06025-07	K2	136	27		M16	182	44		93903-25380	2-F1	263	39
91261-ME9-005	2-B13	211	15				30	93404-06025-08	K2	136	27	93901-34320	K2	136	29		93903-25380	2-F9	271	66
91262-KV3-831	2-B16	214	22	91410-KT7-000	I14	117	43	93404-06030-07	2-E15	261	31	93901-34520	2-C10	224	18		93903-25380	2-F13	275	67
91262-MY3-003	M12	178	28	91410-MN1-671	2-C1	215	14	93404-06030-08	2-F1	263	36	93903-14580	2-D7	237	27		93903-25380	2-G5	283	59
91265-MCA-003	M12	178	29		2-C4	218	18	93500-04020-0H	K2	136	28	93903-22380	2-F3	265	29		93903-25380	2-G8	286	56
91301-MG8-003	H16	103	28		2-C6	220	22	93500-04025-0A	2-D9	239	31	93903-22420	K6	140	14		93903-25480	N15	197	26
	J15	134	2		2-F9	271	60		2-D13	243	32		K7	141	16		93903-25480	2-D7	237	29
91301-ML7-003	H12	99	17		2-F13	275	61	93500-05010-1G	L4	154	30	93903-24020	2-E9	255	58		93903-25480	2-D11	241	31
	J15	134	2	91411-679-000	2-D2	232	35	93500-05014-0G	2-G4	282	54		2-E11	257	58		93903-25480	2-D13	243	35
91301-PLC-000	J12	131	6		2-D4	234	35	93500-05016-0G	2-G8	286	51	93903-24280	K4	138	11		93903-34210	K2	136	30
91302-001-020	M12	178	30		2-D7	237	24	93500-06008-0A	2-E9	255	57		M16	182	45		93911-24110	N5	187	57
91302-KE8-003	I12	115	16		2-D9	239	29		2-E11	257	57		N5	187	56		93911-24110	N9	191	64
	J15	134	2		2-D11	241	27	93500-06020-0G	2-D9	239	32		N9	191	62		93913-14580	2-H2	296	5
91302-MAL-601	I14	117	33		2-D13	243	29	93600-04012-1G	K16	150	19		2-E15	261	32		93913-14580	2-H11	305	14
	J15	134	2	91413-679-000	M15	181	42		L2	152	23		2-F1	263	37		93913-15220	2-H12	306	11
91302-MB0-013	H11	98	9		N5	187	54	93891-05010-08	2-G13	291	33		2-F3	265	30		93913-15220	2-H12	306	11
	J14	133	2		N9	191	61	93891-05020-08	2-C9	223	16		2-F9	271	63		93913-24380	N5	187	58
91302-MCA-000	J10	129	17		2-D13	243	30	93892-05008-07	2-G13	291	34		2-F13	275	64		93913-24380	N9	191	65
91302-MG8-003	H16	103	29		2-D15	245	34		2-G15	293	32		2-G4	282	56		93913-24380	2-D7	237	30
	J15	134	2	91508-MM5-000	N15	197	24	93892-05008-08	2-D7	237	26		2-G8	286	53		93913-25220	K2	136	31
91302-PLC-000	J12	131	7	91512-SX0-003	2-F1	263	34		2-D9	239	33	93903-24310	2-G8	286	53		93913-25220	2-C12	226	26
91304-MC7-003	I4	107	18	91535-TAO-003	2-C12	226	24		2-D11	241	29	93903-24380	K4	138	12		93913-25380	2-F13	275	68
	J15	134	2	91540-MCA-S41	2-C14	228	19		2-D13	243	33		N9	191	63		93913-25420	N15	197	27
91304-MCA-A00	H11	98	10	91541-SOA-003	M1	167	23	93892-05010-08	K11	145	43		N10	192	12		94000			
91304-MCA-A02	H11	98	10	91549-MCA-000	N15	197	25	93892-05012-10	J8	127	9		2-E9	255	59		94001-04000-0S	I14	117	34
91304-MN5-003	I4	107	19	91549-MW0-790ZA	M16	182	43	93892-05020-07	2-G13	291	35		2-E11	257	59		94002-06000-0S	2-E9	255	60
	J15	134	2		N5	187	55		2-G15	293	33		2-E15	261	33		94002-06000-0S	2-E9	255	60
91307-035-000	I4	107	20		2-C14	228	21	93892-05020-08	2-H1	295	36		2-F1	263	38		94002-06000-0S	2-E11	257	60
	J15	134	2		2-E15	261	30	93892-05020-08	K11	145	44		2-H11	305	12		94002-08080-0S	M3	169	27
91308-MB0-003	H14	101	5		2-F1	263	35	93892-05022-00	J8	127	10	93903-24410	2-H12	306	9		94050-04000	K2	136	32
	J15	134	2	91551-883-T00	2-F3	265	28	93892-05025-07	K11	145	45	93903-24420	K4	138	12		94050-05000	2-G5	283	60
91309-MN5-008	I3	106	15	91556-SPO-003	2-D7	237	25	93892-05045-07	K11	145	46		K6	140	15		94050-05000	2-G8	286	57
	J15	134	2		2-D9	239	30	93893-04008-17	K11	145	47	93903-24480	K8	142	17		94050-05000	2-G8	286	57

PART NO. INDEX

Part Number	Address	Page	Ref.	Part Number	Address	Page	Ref.	Part Number	Address	Page	Ref.	Part Number	Address	Page	Ref.
98079-5515E	H4	91	25												
98079-5614E	H4	91	25												
98079-5615E	H4	91	25												
98079-5714E	H4	91	25												
98079-5715E	H4	91	25												
98200-40500	2-D2	232	39												
	2-D4	234	38												
98200-41000	2-D2	232	40												
	2-D5	235	39												
98200-41500	2-D2	232	41												
	2-D5	235	40												
98200-42000	2-D2	232	42												
	2-D5	235	41												
98200-43000	2-D2	232	43												
	2-D5	235	42												
99000															
99001-08000	2-E6	252	9												
99001-10120	2-E6	252	10												
99001-14170	2-E6	252	11												
99002-15000	2-E6	252	4												
99003-10000	2-E6	252	13												
99003-30000	2-E6	252	15												
99003-50000	2-E6	252	16												

YUMBO-JP.COM

PART NAME INDEX

Part name	Address	Page	Ref.	Part name	Address	Page	Ref.	Part name	Address	Page	Ref.
[A]											
ABS CONTROL UNIT	2-D6	236	12	BAND, WIRE HARNESS	K10	144	28	BEARING, NEEDLE, 30X47X23	M11	177	26
	2-D8	238	14		2-C1	215	11	BEARING, NEEDLE, 36X41X18.3	I9	112	13
	2-D10	240	11		2-C4	218	14	BEARING, RADIAL BALL	M11	177	27
	2-D12	242	13		2-C6	220	19	BEARING, RADIAL BALL, 100X125X26	M11	177	25
ACTUATOR ASSY.	2-H2	296	3		2-C14	228	18	BEARING, RADIAL BALL, 28X75X19(NTN)	J2	121	32
	2-H3	297	3	BAND, WIRE, 165MM	K11	145	55	BEARING, RADIAL BALL, 6004(LU)X2	M1	167	20
	2-H4	298	3		M15	181	41	BEARING, RADIAL BALL, 16003	H16	103	27
ACTUATOR ASSY., REVERSE SHIFT	I8	111	6		N5	187	52	BEARING, RADIAL BALL, 22X52X15	I11	114	14
ADJUSTER UNIT, L. HEADLIGHT ..	K1	135	10		N9	191	58	BEARING, RADIAL BALL, 6004U	I9	112	14
ADJUSTER UNIT, R. HEADLIGHT ..	K1	135	9		2-D2	232	28	BEARING, RADIAL BALL, 6010	I4	107	12
AIRBAG UNIT	2-D9	239	23		2-D4	234	31	BEARING, RADIAL BALL, 6206	I4	107	13
	2-D13	243	23		2-D11	241	25	BEARING, RADIAL BALL, 63/22	J2	121	31
AIR GUIDE, L. RADIATOR	2-E2	248	4		2-E5	251	28	BEARING, RADIAL BALL, 6904	I7	110	24
AIR GUIDE, R. RADIATOR	2-E2	248	2	BAND, WIRE, 95MM	2-G13	291	31	BEARING, RADIAL BALL, 6905	I4	107	14
AMPLIFIER COMP.	2-G14	292	12		2-G15	293	30	BEARING, RR. GENERATOR	I1	104	5
	2-G16	294	13		2-H1	295	33	BEARING, TAPER ROLLER, 25X47X15	2-B13	211	14
ANTENNA ASSY., GPS	2-H12	306	4		2-H1	295	33	BEARING, THRUST	I16	119	11
ANTENNA ASSY., NAVIGATION	2-H11	305	5		K11	145	42	BLOCK ASSY., CYLINDER	I13	116	1
ANTENNA ASSY., RADIO	2-G12	290	12		2-B5	203	44	BODY ASSY., THROTTLE	J8	127	4
	2-G14	292	8		2-B8	206	43	BODY COMP., ADJUSTER	2-E8	254	30
	2-G16	294	9		2-D4	234	30		2-E11	257	30
ARM B, GEARSHIFT	J3	122	12		2-H13	307	7	BODY COMP., FRAME	2-E4	250	3
ARM COMP., GEARSHIFT	J3	122	11	BAR, SIDE STAND	2-B12	210	8	BODY SET	J8	127	5
ARM COMP., SHIFT DRUM LOCK	I6	109	16	BASE COMP., CONTACT	L3	153	6	BODY, L.	2-C9	223	12
ARM SUB ASSY., CUSHION	2-B15	213	6	BASE COMP., LICENSE	2-C11	225	14	BODY, L. ARMREST	2-F9	271	46
ARM, L. STEP	2-B10	208	7	BASE, LICENSE LIGHT	2-C10	224	11		2-F13	275	45
ARM, R. STEP	2-B10	208	1	BASE, STAY AUDIO	2-G16	294	4	BODY, L. SADDLEBAG	2-G1	279	23
AUDIO MAIN UNIT	2-G12	290	10	BATTERY	L4	154	22		2-G7	285	19
AUDIO UNIT	2-G12	290	2		2-C13	227	1	BODY, R.	2-C8	222	9
	2-G14	292	3	BEAM, L. ENGINE SUPPORT	2-E4	250	5	BODY, R. ARMREST	2-F9	271	42
	2-G16	294	2	BEAM, R. ENGINE SUPPORT	2-E4	250	4		2-F12	274	41
AXLE, FR. WHEEL	L16	166	7	BEARING A, CONNECTING ROD	I15	118	8	BODY, R. SADDLEBAG	2-F14	276	5
[B]											
BADGE, L. PRODUCT	2-F1	263	18	BEARING A, MAIN	I16	119	12	BODY, SCAVENGE OIL PUMP	I4	107	4
BADGE, R. PRODUCT	2-F1	263	17	BEARING B, CONNECTING ROD	I15	118	8	STRAINER	K2	136	28
BAG, TOOL	2-E6	252	1	BEARING B, MAIN	I16	119	12	BOLT-WASHER, 4X25	L5	155	18
BALL, STEEL, #8	2-B11	209	30	BEARING C, CONNECTING ROD	I16	119	8	BOLT-WASHER, 5X30	H9	96	17
BAND B2, BATTERY	2-D11	241	32	BEARING C, MAIN	I16	119	12	BOLT-WASHER, 6X12	I12	115	13
BAND, ACTUATOR	2-H3	297	5	BEARING D, CONNECTING ROD	I16	119	8		2-E2	248	10
	2-H4	298	6	BEARING D, MAIN	I16	119	12	BOLT-WASHER, 6X16	J10	129	20
	2-C13	227	13	BEARING E, CONNECTING ROD	I16	119	8	BOLT-WASHER, 6X25	K2	136	27
BAND, BATTERY	2-C14	228	19	BEARING E, MAIN	I16	119	12	BOLT-WASHER, 6X30	2-E15	261	31
BAND, HARNESS	H3	90	7	BEARING SET, NEEDLE	M10	176	1		2-F1	263	36
BAND, INSULATOR	2-B4	202	21	BEARING, BALL, 16005	J4	123	24	BOLT A, PIN	L14	164	11
	2-B7	205	21	BEARING, FR.	I1	104	7		L15	165	11
	2-B4	202	20	BEARING, HEAD PIPE	L5	155	17	BOLT, 5X13	2-C13	227	15
	2-B7	205	20	BEARING, HEAD PIPE UPPER	L5	155	16	BOLT, 5X39	I3	106	14
BAND, R. MUFFLER	2-B4	202	20	BEARING, NEEDLE, 12MM	I7	110	23	BOLT, ADJUSTING,	2-E5	251	18
	2-B7	205	20	BEARING, NEEDLE, 12X16X10	I4	107	15				
BAND, SUCTION HOSE	2-D2	232	32	BEARING, NEEDLE, 14MM	I7	110	26				
BAND, TOOL SETTING	2-E6	252	3	BEARING, NEEDLE, 14X20X12	L12	162	45				
BAND, WIRE	I14	117	30	BEARING, NEEDLE, 17X24X17	2-B16	214	19				
	2-B12	210	17	BEARING, NEEDLE, 20X24X17	I7	110	25				
	2-D2	232	29	BEARING, NEEDLE, 20X26X20	2-B16	214	20				
	2-D4	234	32	BEARING, NEEDLE, 22MM	J2	121	34				
	2-H1	295	34	BEARING, NEEDLE, 25X29X17	J2	121	33				
	2-H11	305	11	BEARING, NEEDLE, 28X35X60	I9	112	12				

PART NAME INDEX

Part name	Address	Page	Ref.	Part name	Address	Page	Ref.	Part name	Address	Page	Ref.
BOLT, BANJO, 12MM	J10	129	13	BOLT, FLANGE, 6X12	J10	129	22	BOLT, FLANGE, 6X16	2-H2	296	6
BOLT, CAP, 6X12	2-B11	209	26		K13	147	41		2-H3	297	8
BOLT, CHANGE PIVOT	2-B9	207	7		L4	154	32		2-H4	298	10
BOLT, CONNECTING ROD	I15	118	7		L9	159	22		2-H13	307	8
BOLT, DISK, 6X17	L16	166	17		L12	162	49	BOLT, FLANGE, 6X18	H10	97	25
BOLT, DRAIN PLUG, 14MM	H12	99	18		M5	171	38		K2	136	34
BOLT, FLANGE	I1	104	9		2-B6	203	50		N10	192	11
BOLT, FLANGE KNOCK, 7X22	H9	96	18		2-B8	206	49		2-D9	239	39
BOLT, FLANGE SOCKET, 8X27	K13	147	33		2-B16	214	23		2-D13	243	40
BOLT, FLANGE SOCKET, 8X32	K13	147	33		2-D9	239	37	BOLT, FLANGE, 6X20	I6	109	18
BOLT, FLANGE SOCKET, 8X35	2-B5	203	40		2-D13	243	38		J1	120	19
	2-B8	206	39		2-E9	255	65		J6	125	27
BOLT, FLANGE SPECIAL, 7X13	H9	96	19		2-E11	257	65		K6	140	19
BOLT, FLANGE, 10X120	I14	117	23		2-F4	266	11		K8	142	21
BOLT, FLANGE, 10X197	I14	117	24		2-G5	283	61		M1	167	25
BOLT, FLANGE, 10X32	M8	174	19		2-G8	286	58		M5	171	36
BOLT, FLANGE, 10X35	L4	154	33		2-G10	288	21		2-B9	207	9
	2-B12	210	19		2-G11	289	20		2-C4	218	24
BOLT, FLANGE, 10X38	M11	177	20	BOLT, FLANGE, 6X14	2-H13	307	10		2-C6	220	31
BOLT, FLANGE, 10X40	2-E5	251	33		H12	99	21	BOLT, FLANGE, 6X22	I8	111	9
BOLT, FLANGE, 10X55	2-B16	214	16		I12	115	12		J4	123	28
BOLT, FLANGE, 10X60	2-B12	210	15		I14	117	42		M3	169	31
BOLT, FLANGE, 10X62	2-E5	251	15		M3	169	32		2-F4	266	12
BOLT, FLANGE, 10X85	2-E5	251	14		M5	171	39	BOLT, FLANGE, 6X25	H3	90	24
BOLT, FLANGE, 12X72	2-E5	251	22	BOLT, FLANGE, 6X16	H10	97	24		H11	98	8
BOLT, FLANGE, 12X84	2-E5	251	24		H12	99	22		K13	147	39
BOLT, FLANGE, 12X92	2-E5	251	21		I5	108	24		K14	148	43
			23		I8	111	8				44
BOLT, FLANGE, 12X99	2-B16	214	15		I12	115	20		K16	150	21
BOLT, FLANGE, 5X10	2-D15	245	32		I14	117	39		M5	171	41
BOLT, FLANGE, 5X14	I14	117	25		J4	123	27		2-C4	218	22
BOLT, FLANGE, 6MM	2-C1	215	7		J6	125	26		2-C6	220	29
	2-C3	217	10				29		2-E15	261	37
	2-D15	245	30		J12	131	8		2-F1	263	41
			31		K14	148	42	BOLT, FLANGE, 6X28	H9	96	15
	2-E1	247	29		M1	167	24		H10	97	26
	2-E2	248	7		M5	171	40		H12	99	15
			8		M13	195	29		I7	110	30
	2-G9	287	20		2-C2	216	17		2-F9	271	67
	2-G13	291	28		2-C4	218	23		2-F13	275	69
	2-G15	293	27		2-C6	220	30	BOLT, FLANGE, 6X30	K13	147	40
	2-H1	295	27		2-C14	228	24		K14	148	45
			29				25		2-G5	283	62
BOLT, FLANGE, 6X10	H2	89	27		2-C15	229	13		2-G8	286	59
	H9	96	14				15	BOLT, FLANGE, 6X32	I7	110	29
	K6	140	18		2-D7	237	32		M5	171	37
	K8	142	20				33	BOLT, FLANGE, 6X35	H13	100	23
	2-B5	203	37		2-D9	239	38		I14	117	40
			38				41	BOLT, FLANGE, 6X38	H14	101	9
	2-B8	206	37				42		I12	115	21
	2-C15	229	14		2-D11	241	34	BOLT, FLANGE, 6X40	2-E9	255	67
	2-H3	297	7				35		2-E11	257	67
	2-H4	298	9		2-D13	243	39	BOLT, FLANGE, 6X45	H3	90	22
							42		H13	100	24
BOLT, FLANGE, 6X12	H2	89	26				43		I8	111	10
	H3	90	23		2-D15	245	41		2-E9	255	68
	H11	98	7		2-E1	247	37		2-E11	257	68
	I5	108	23		2-E9	255	66	BOLT, FLANGE, 6X50	H3	90	15
	I14	117	41		2-E11	257	66	BOLT, FLANGE, 6X60	I12	115	11
	J6	125	28								



PART NAME INDEX

Part name	Address	Page	Ref.	Part name	Address	Page	Ref.	Part name	Address	Page	Ref.
BOLT, FLANGE, 6X65	H11	98	12	BOLT, MUFFLER PROTECTOR	N9	191	46	BOOT COMP.	L1	151	8
BOLT, FLANGE, 8X10	2-D7	237	31	BOLT, OIL, 10X10.6	M5	171	28		M2	168	4
	2-D9	239	40	BOLT, OIL, 10X22	K13	147	36	BOOT, JOINT	2-B13	211	8
BOLT, FLANGE, 8X135	I14	117	22		K15	149	15	BOOT, L. BACK MIRROR	2-C9	223	13
BOLT, FLANGE, 8X16	2-D11	241	33		L1	151	19	BOOT, PIN BUSH	L14	164	12
	2-D13	243	41		M2	168	21		L15	165	12
BOLT, FLANGE, 8X18	J2	121	35		M5	171	29		M8	174	15
BOLT, FLANGE, 8X20	2-G10	288	23	BOLT, OIL, 10X34	K13	147	35	BOOT, R. BACK MIRROR	2-C8	222	10
	2-G11	289	22	BOLT, ONE-WAY, 8X34	L4	154	27	BOSS COMP., PRIMARY DRIVEN			
BOLT, FLANGE, 8X25	2-B16	214	24	BOLT, PLUG, 14MM	M11	177	15		GEAR	I9	112
	2-G10	288	22	BOLT, RECESSED, 6X8	2-E9	255	56	BOSS, OIL FILTER	I14	117	26
	2-G11	289	21		2-E11	257	56	BOX, BATTERY	2-C13	227	11
BOLT, FLANGE, 8X28	I5	108	25	BOLT, R. SWINGARM PIVOT	2-B13	211	9	BOX, L. FR. SPEAKER	2-G13	291	24
BOLT, FLANGE, 8X30	M11	177	19	BOLT, SEALING, 6MM	J10	129	14		2-G15	293	23
	2-B12	210	18	BOLT, SIDE STAND PIVOT	2-B12	210	12		2-G16	294	23
BOLT, FLANGE, 8X32	L14	164	21	BOLT, SOCKET SPECIAL, 6X19	H1	88	19	BOX, R. FR. SPEAKER	2-G13	291	22
	2-B9	207	10	BOLT, SOCKET, 10X28	2-B12	210	16		2-G14	292	20
	2-F4	266	10	BOLT, SOCKET, 10X55	2-B16	214	13		2-G16	294	21
BOLT, FLANGE, 8X35	L5	155	11	BOLT, SOCKET, 12X127	2-B16	214	14	BOX, TRUNK	2-F5	267	9
	N13	195	28	BOLT, SOCKET, 12X90	2-B16	214	12		2-F10	272	9
BOLT, FLANGE, 8X38	I1	104	15	BOLT, SOCKET, 5X18	L12	162	43	BRACKET SUB ASSY., L. FR.	L15	165	15
	I3	106	18	BOLT, SOCKET, 6X20	K16	150	22				
BOLT, FLANGE, 8X40	J4	123	29		L2	152	25	BRACKET SUB ASSY., RR.	M8	174	8
	2-G10	288	24	BOLT, SOCKET, 8MM	L12	162	41	BRACKET SUB ASSY., R. FR.	L14	164	19
	2-G11	289	23	BOLT, SOCKET, 8X22	2-B11	209	22				
BOLT, FLANGE, 8X45	I5	108	26	BOLT, SOCKET, 8X27	L12	162	42	BRACKET, L. MAIN STEP	2-B10	208	3
	L4	154	26	BOLT, SOCKET, 8X32	2-B11	209	25	BRACKET, NUMBER PLATE	2-C1	215	5
	L12	162	40	BOLT, SOCKET, 8X45	L15	165	21		2-C3	217	9
	L14	164	22	BOLT, SOCKET, 8X70	N11	193	11		2-C5	219	13
	L15	165	22	BOLT, SPECIAL, 10X25	H9	96	16	BRACKET, R. MAIN STEP	2-B10	208	2
	M8	174	20	BOLT, SPECIAL, 5MM	N15	197	23	BRACKET, SECOND MASTER			
	2-B6	203	48	BOLT, SPECIAL, 6MM	2-E1	247	30		CYLINDER	L11	161
	2-B8	206	47	BOLT, SPECIAL, 6X12	2-B5	203	39	BRACKET, SIDE STAND	2-B12	210	9
	2-G10	288	25		2-B8	206	38	BRACKET, TENSIONER	2-E8	254	17
	2-G11	289	24	BOLT, SPECIAL, 6X16	2-B12	210	13		2-E10	256	17
BOLT, FLANGE, 8X55	2-B6	203	49	BOLT, SPECIAL, 6X8	2-C5	219	15	BRIDGE, FORK TOP	L4	154	20
	2-B8	206	48	BOLT, SPECIAL, NSHF, 6X34	N13	195	22	BRUSH SET	I1	104	11
BOLT, FLANGE, 8X60	I3	106	19	BOLT, STUD, 12X46	M11	177	17	BRUSH SET, TERMINAL	I3	106	2
BOLT, FLANGE, 9X73	H3	90	16	BOLT, STUD, 12X53	M11	177	16	BULB	K1	135	15
BOLT, FLANGE, 9X89	H3	90	17	BOLT, STUD, 8-6X40	H3	90	18		2-C10	224	1
BOLT, FR. AXLE	M1	167	19	BOLT, TERMINAL	I3	106	3		2-C11	225	4
BOLT, FR. DISK	M15	181	33	BOLT, TOOL BOX, 6X20	2-E2	248	9	BULB COMP.	K9	143	8
	N5	187	42	BOLT, TORX	2-G7	285	34		K10	144	31
	N9	191	47	BOLT, TORX EARTH, 6X20	2-H13	307	6				
BOLT, FR. FENDER FIXING	2-D7	237	22	BOLT, TORX, 5X10	L16	166	18				
	2-D10	240	21		M9	175	10				
BOLT, FR. FORK	L11	161	25	BOLT, TORX, 5X14	2-G4	282	44				
			26	BOLT, TORX, 6X16	2-H14	308	3		M13	179	3
BOLT, HANDLE LEVER	K15	149	14	BOLT, TORX, 8X25	K13	147	34				
	L1	151	18	BOLT, TORX, 8X26	L12	162	39				
BOLT, HEAD COVER	H1	88	20	BOLT, TORX, 8X35	2-H14	308	4				
			21	BOLT, UBS, 12X30	I9	112	8				
			22	BOLT, UBS, 12X77.5	I13	116	21		N1	183	14
BOLT, HEX., 6X12	M12	178	32	BOLT, WELDING	2-D4	234	27	BULB COMP. A	N1	183	6
BOLT, HEX., 6X45	K13	147	38	BOOT B	L14	164	13		N6	188	6
BOLT, HEX., 8X17	J3	122	18		L15	165	13	BULB COMP. B	N1	183	7
BOLT, HEX., 8X25	I9	112	9		M8	174	16		N6	188	7
BOLT, L. SWINGARM PIVOT	2-B13	211	10	BOOT COMP.	K12	146	10	BULB COMP. C	N1	183	8
BOLT, MAIN STEP RUBBER SETTING	2-B11	209	24		K15	149	3		N6	188	8



PART NAME INDEX

Part name	Address	Page	Ref.	Part name	Address	Page	Ref.	Part name	Address	Page	Ref.	
BULB, HEADLIGHT	K2	136	16	CAP COMP., HIGH TENSION	2-C15	229	8	CIRCLIP	K15	149	18	
BULB, NEO WEDGE	2-G12	290	3						M2	168	19	
BULB, WEDGE	2-C7	221	1	CAP COMP., RADIATOR	2-D14	244	3		2-B13	211	4	
	2-C10	224	3		2-D16	246	3	CIRCLIP, 30MM	J2	121	30	
	2-C11	225	6	CAP, 45MM	H12	99	1	CIRCLIP, 32MM	J2	121	29	
BULB, WEDGE BASE	2-C10	224	15	CAP, BLEEDER	H12	99	14	CIRCLIP, EXTERNAL, 10MM	2-E9	255	64	
			16		L10	160	2		2-E11	257	64	
	2-C11	225	19		L14	164	6	CIRCLIP, EXTERNAL, 14MM	J4	123	26	
BUSH	L1	151	2		L15	165	7	CIRCLIP, EXTERNAL, 17MM	H16	103	30	
BUSH, GUIDE	L10	160	16		M8	174	12	CIRCLIP, EXTERNAL, 20MM	I7	110	28	
BUSH, REVERSE SPRING	I6	109	12	CAP, BRAKE MASTER CYLINDER				CIRCLIP, EXTERNAL, 22MM	I11	114	15	
BUSH, SLIDER	L10	160	17	HOLDER	K15	149	12	CIRCLIP, INTERNAL, 125MM	M11	177	24	
BUTTON, L. POCKET COVER OPEN	2-F2	264	13		L1	151	16	CIRCLIP, INTERNAL, 18MM	H14	101	8	
									L2	152	22	
[C]				CAP, BREATHER	M10	176	5	CIRCLIP, INTERNAL, 35MM	H16	103	31	
CABLE COMP. A, THROTTLE	K9	143	1	CAP, DUMMY	2-D1	231	13	CIRCLIP, INTERNAL, 47MM	M11	177	23	
CABLE COMP. B, THROTTLE	2-H2	296	1		2-D3	233	14	CIRCLIP, INTERNAL, 95MM	H15	102	25	
	2-H3	297	1	CAP, FR. SHELTER	N3	185	30	CIRCLIP, PISTON	M3	169	24	
	2-H4	298	1	CAP, L. TRUNK POCKET	2-F8	270	37	CIRCLIP, RR. MASTER CYLINDER ..	M2	168	10	
				CAP, MAIN STAND PIPE	2-F5	267	6	CLAMPER A, BRAKE HOSE	K13	147	26	
CABLE COMP., EX. PIPE					2-F10	272	6	CLAMPER A, RR. BRAKE HOSE	M4	170	1	
PROTECTOR ADJUSTING	M13	179	1	CAP, MASTER CYLINDER	K15	149	6	CLAMPER B, BRAKE HOSE	K13	147	28	
	N1	183	1		L1	151	10	CLAMPER B, RR. BRAKE HOSE	M4	170	2	
	N6	188	1	CAP, OIL CUP	M2	168	8	CLAMPER C, RR. BRAKE HOSE	M4	170	3	
CABLE COMP., NEUTRAL	I8	111	4	CAP, PIVOT	2-E5	251	27	CLAMPER D, RR. BRAKE HOSE	M4	170	5	
CABLE COMP., REVERSE	I8	111	3	CAP, RR. AXLE	M9	175	2	CLAMPER, BRAKE HOSE	K13	147	27	
CABLE COMP., SADDLEBAG OPENER	2-G9	287	6	CAP, SCAVENGE OIL PUMP				CLAMPER, CORD	K9	143	7	
CABLE, BATTERY EARTH	2-C13	227	7	STRAINER	I4	107	5	CLAMPER, G SENSOR CORD	K13	147	30	
CABLE, POCKET LOCK	M14	180	18	CAP, TAPPET ADJUSTING HOLE	M10	176	2					
	N7	189	23	CARD COMP., SD	2-H12	306	5				31	
CABLE, SADDLEBAG STOPPER	2-F15	277	12				6				32	
	2-G6	284	13	CARD SET, EUROPE MAP MEMORY ...	2-H11	305	8		L12	162	36	
CABLE, STARTER BATTERY	2-C16	230	12	CARD, COMPACT FLASH MEMORY ...	2-H11	305	7				37	
	2-D3	233	13	CARTRIDGE, OIL FILTER	I13	116	3				38	
CABLE, STARTER MAGNETIC SWITCH	2-C13	227	6	CASE ASSY., L. BOTTOM	L11	161	32	CLAMPER, HIGH TENSION CORD	H1	88	10	
CABLE, STARTER MOTOR	2-C13	227	2	CASE ASSY., RR. DIFFERENTIAL ..	I4	107	2	CLAMPER, L. CABLE	2-C15	229	3	
CALIPER SUB ASSY., L. FR.	L15	165	14	CASE ASSY., UNDER	K5	139	4	CLAMPER, RADIATOR HOSE	J5	124	7	
CALIPER SUB ASSY., RR.	M8	174	7		K7	141	4		2-D15	245	25	
CALIPER SUB ASSY., R. FR.	L14	164	18	CASE COMP., PLUNGER	L11	161	33		2-E1	247	25	
CAMSHAFT COMP., L.	H6	93	3	CASE COMP., UPPER	2-G12	290	9	CLAMPER, R. CABLE	2-C15	229	2	
CAMSHAFT COMP., R.	H6	93	2	CASE SUB ASSY., FINAL GEAR ...	M10	176	7	CLAMPER, WATER HOSE	2-D15	245	20	
CAM A, ADJUSTER	2-E8	254	32	CASE, AIR CLEANER	M14	196	4		2-D16	246	20	
	2-E11	257	32	CASE, FR. SHELTER	M10	192	8	CLAMP A, HIGH TENSION CORD	2-C15	229	10	
CAM A, POCKET COVER LOCK	N10	192	9	CASE, R. BOTTOM	L10	160	19	CLAMP, BRAKE PIPE	M5	171	31	
	2-F3	265	18		L11	161	19				32	
CAM B, ADJUSTER	2-E8	254	31	CASE, UPPER AUDIO	K10	144	22				33	
	2-E11	257	31	CATCH ASSY., L. SADDLEBAG	2-G9	287	10	CLAMP, CABLE	2-C14	228	27	
CAM B, POCKET COVER LOCK	N10	192	2	CATCH ASSY., R. SADDLEBAG	2-G9	287	8	CLAMP, CORD	K9	143	9	
	2-F3	265	19	CATCH SET, L. SADDLEBAG	2-G9	287	17				13	
CAM, GEARSHIFT DRUM LOCK	J3	122	7	CATCH SET, R. SADDLEBAG	2-G9	287	16				14	
CAM, SHIFT DRUM	J3	122	6	CAUTION LABEL	L4	154	23		K10	144	29	
CANCEL UNIT, WINKER	L5	155	1	CENTER ASSY., FR. SHELTER	N3	185	23	CLAMP, FUEL HOSE	J10	129	19	
CAP ASSY., FUEL TANK	N12	194	14		N7	189	25	CLAMP, HARNESS	2-E1	247	32	
CAP ASSY., RESERVE TANK	2-D14	244	9	CENTER COMP., TOP SHELTER	N3	185	34	CLAMP, HOSE, 24-32MM	J5	124	12	
	2-D16	246	9		N4	186	34	CLAMP, MASTER CYLINDER OIL				
CAP COMP., HIGH TENSION	2-C15	229	4		N8	190	35					
			5	CENTER, CLUTCH	H15	102	3		HOSE	M2	168	9
			6	CHAIN, CAM	H9	96	4	CLAMP, PIPE	K12	146	1	
			7	CHAIN, OIL PUMP	I12	115	5				2	
				CIRCLIP	K13	147	24				42	



PART NAME INDEX

Part name	Address	Page	Ref.	Part name	Address	Page	Ref.	Part name	Address	Page	Ref.
CLAMP, THROTTLE CABLE	2-H2	296	4	CLIP, INNER FENDER	2-F1	263	34	CLIP, WIRE HARNESS	2-F9	271	59
	2-H3	297	4	CLIP, LOWER MOLDING	2-G4	282	50		2-F13	275	60
	2-H4	298	4	CLIP, MUDGUARD	L9	159	18		2-H2	296	2
CLAMP, TUBE	H14	101	2		2-C1	215	12		2-H3	297	2
	J10	129	18		2-C4	218	15		2-H4	298	2
	N14	196	1		2-C6	220	20	COIL ASSY, IGNITION	2-C15	229	1
CLAMP, WATER HOSE	J5	124	5		2-E15	261	27	COIL COMP, IGNITION	2-C15	229	1
	2-D15	245	22		2-F1	263	32	COLLAR	K2	136	20
	2-E1	247	22		2-F3	265	27		N9	191	52
CLAMP, WATER HOSE, 25MM	J5	124	3	CLIP, OIL DRAIN TUBE	N14	196	1		2-C11	225	21
CLIP	2-D2	232	35	CLIP, PANEL FIXING	M16	182	43	COLLAR A	2-F3	265	28
	2-D4	234	35		N5	187	55	COLLAR A, CUSHION ARM	2-B15	213	4
	2-D7	237	24		N15	197	25	COLLAR B, SPRING	L11	161	30
	2-D9	239	29		2-C14	228	21	COLLAR C, CUSHION ARM	2-B15	213	5
	2-D11	241	27		2-E5	251	29				
	2-D13	243	29		2-E15	261	30	COLLAR, 12.7X14.1	N12	194	7
CLIP B, BRAKE PIPE	M4	170	24		2-F1	263	35	COLLAR, 15X20	I14	117	31
CLIP, 2X60	N13	195	24	CLIP, PULSER CORD	H12	99	11	COLLAR, 16X18X10	I12	115	10
			30		2-F5	267	2	COLLAR, 22X26X27.1	I11	114	6
	2-H4	298	8		2-F10	272	2	COLLAR, 28MM	J1	120	14
CLIP, 2X70	M15	181	42	CLIP, PURSE LOCK	2-D11	241	24	COLLAR, 32MM	J1	120	11
	N5	187	54	CLIP, RETURN HOSE	J12	131	9	COLLAR, ADJUSTING LEVER	2-E8	254	20
	N9	191	61		2-C15	229	12		2-E10	256	20
	2-C1	215	14		2-H4	298	5	COLLAR, CANISTER MOUNTING	I8	111	2
	2-C4	218	18	CLIP, SADDLEBAG	2-G4	282	51	COLLAR, CHAMBER MOUNTING	2-B5	203	30
	2-C6	220	22	CLIP, SNAP FITTING	K4	138	10		2-B7	205	29
	2-D13	243	30		N5	187	53	COLLAR, CONNECTING ROD PIVOT ..	2-B15	213	3
	2-D15	245	34		N9	191	59	COLLAR, FR. AXLE DISTANCE	L16	166	11
	2-F9	271	60		2-E9	255	55	COLLAR, FR. BRAKE HOSE	K12	146	14
	2-F13	275	61		2-E11	257	55	COLLAR, FR. FENDER	H3	90	12
CLIP, 4X40	N5	187	60		2-F9	271	58		2-E7	253	2
	N9	191	67		2-F13	275	58		2-E10	256	2
								COLLAR, FR. FENDER SETTING	2-E12	258	2
CLIP, 4X60	I14	117	43	CLIP, SPLASH SHIELD	L9	159	18		2-E16	262	4
CLIP, AIR HOSE, 21.5	N15	197	18		2-E9	255	54		2-F4	266	1
CLIP, BODY	N9	191	60		2-E11	257	54	COLLAR, FUEL TANK	K6	140	12
CLIP, BREATHER TUBE	I13	116	6		2-E15	261	28		K7	141	14
	N15	197	16	CLIP, SUB CORD	2-D3	233	16	COLLAR, GEARSHIFT LEVER			
	2-C16	230	1	CLIP, SUB TANK HOSE	N15	197	17	SETTING	2-C4	218	13
	2-D3	233	1		N16	198	1		2-C6	220	18
CLIP, BUMPER SEAL	2-F3	265	25	CLIP, THROTTLE WIRE	2-B15	213	1	COLLAR, HEAT GUARD	2-C6	220	17
CLIP, CABLE, 14MM	M5	171	35	CLIP, TUBE	2-D15	245	38	COLLAR, LOST MOTION SPRING	I6	109	10
CLIP, CABLE, 25MM	2-C14	228	20					COLLAR, L. CALIPER BRACKET	L15	165	20
	2-D2	232	33					COLLAR, L. FR. ENGINE HANGER ..	2-B12	210	2
	2-D4	234	33					COLLAR, L. FR. WHEEL SIDE	L16	166	9
CLIP, CABLE, 30MM	2-D2	232	34					COLLAR, MAIN STAND	2-B12	210	4
	2-D4	234	34		2-G4	282	41	COLLAR, MUFFLER MOUNTING	2-B5	203	28
CLIP, CLUTCH CENTER	H15	102	17		2-G7	285	37		2-B7	205	27
CLIP, COUPLER	2-C12	226	24	CLIP, USB CONNECTOR HOLDER	2-G16	294	5	COLLAR, PIVOT	L10	160	4
	2-D7	237	25	CLIP, WIRE	K6	140	13	COLLAR, RADIATOR MOUNTING	2-F14	276	2
	2-D9	239	30						2-G6	284	2
	2-D11	241	28					COLLAR, REGULATOR MOUNTING	L9	159	24
	2-D13	243	31						2-C11	225	17
	2-D15	245	35	CLIP, WIRE HARNESS				COLLAR, REVERSE LEVER SPRING ..	I6	109	11
			36					COLLAR, RR. FENDER	N12	194	18
			37						2-C3	217	1
	2-E1	247	33						2-C5	219	1
CLIP, ENGINE KILL SWITCH CORD	M9	175	13					COLLAR, R. FR. WHEEL SIDE	L16	166	8
CLIP, HARNESS BAND	M1	167	23					COLLAR, R. MAIN STAND	2-B12	210	5
CLIP, INJECTOR	J12	131	2								

PART NAME INDEX

Part name	Address	Page	Ref.	Part name	Address	Page	Ref.	Part name	Address	Page	Ref.
COLLAR, SADDLEBAG MOUNTING ...	2-G4	282	47	COVER B, R. ARMREST	2-F12	274	43	COVER, RUBBER	K1	135	6
	2-G7	285	45	COVER COMP., CLUTCH	H14	101	3	COVER, R. CYLINDER HEAD	H1	88	1
COLLAR, SEAT MOUNTING	N11	193	8	COVER COMP., LICENSE	2-C11	225	13	COVER, R. CYLINDER HEAD SIDE ..	H1	88	2
COLLAR, SENSOR SUPPORT	L5	155	13	COVER COMP., WATER PUMP	H11	98	3	COVER, R. ENGINE SIDE	2-G10	288	7
COLLAR, SIDE COVER SETTING ...	K6	140	11	COVER D, MAGNETIC SWITCH	2-C13	227	5		2-G11	289	6
	K7	141	13	COVER SET, FR. FORK	L9	159	26	COVER, R. FR. INNER LOWER	H3	90	13
COLLAR, SPLINE, 30X14	J1	120	12	COVER SET, L. FR. FENDER	L9	159	12	COVER, R. HANDLE	L3	153	15
COLLAR, SPRING	L10	160	8	COVER SET, L. RR. SADDLEBAG ...	2-C5	219	9	COVER, R. HEADLIGHT SIDE	2-E13	259	6
COLLAR, STEP RUBBER SETTING ..	2-E7	253	1	COVER SET, L. SIDE	2-B2	200	7		2-E16	262	8
	2-E10	256	1		2-B3	201	6	COVER, R. INJECTION	H1	88	13
COLLAR, TAILLIGHT MOUNTING ...	N5	187	41	COVER SET, R. FR. FENDER	L9	159	9	COVER, R. PILLION STEP HOLDER ..	2-E4	250	8
	N9	191	45	COVER SET, R. RR. SADDLEBAG ...	2-C5	219	8	COVER, R. PILLION STEP UNDER ..	2-B10	208	12
COLLAR, TENSIONER PIVOT	H9	96	8	COVER SET, R. SIDE	2-B1	199	4	COVER, R. PIVOT PLATE	2-E4	250	6
COLLAR, TRUNK MOUNTING	2-F9	271	57		2-B3	201	3	COVER, R. POCKET	2-F2	264	14
	2-F13	275	57	COVER SUB ASSY., FINAL GEAR ...	M10	176	8	COVER, R. SADDLEBAG CATCH	2-G9	287	7
COLLAR, UNDER COWL SETTING ...	H2	89	24	COVER, AIR CLEANER	N14	196	3	COVER, R. SADDLEBAG LID	2-G7	285	25
COMBINATION UNIT, RR.	2-C11	225	9	COVER, BATTERY CABLE	2-C13	227	12	COVER, R. SHELTER INNER	M15	181	31
CONNECTOR	M2	168	3	COVER, COMBINATION SWITCH	K4	138	6		N3	185	33
CONNECTOR, DIODE	2-C16	230	8	COVER, FR.	H12	99	4		N8	190	34
			10	COVER, FR. FORK	L9	159	5	COVER, R. TRUNK LIGHT	2-F8	270	22
	2-D3	233	9	COVER, FR. SHELTER	N10	192	4		2-F11	273	22
			10				5	COVER, R. TRUNK LOWER	2-F11	273	17
CONNECTOR, FR. HOLDER	2-G12	290	17	COVER, FUEL PUMP	N12	194	10	COVER, R. UPPER G SENSOR	2-H13	307	4
	2-G14	292	14	COVER, GARNISH	2-E7	253	4	COVER, R. WELD BEAD	2-E5	251	12
	2-G16	294	16		2-E10	256	4	COVER, STARTER MOTOR TERMINAL ..	2-C13	227	3
CONNECTOR, RR. HOLDER	2-G12	290	18	COVER, HANDLE CENTER	L4	154	17	COVER, TRANSMISSION	H12	99	2
	2-G14	292	15	COVER, LENS	M13	179	5	COVER, TRUNK CATCH	2-F8	270	26
	2-G16	294	17	COVER, LOWER	2-D1	231	20		2-F11	273	26
CONTROLLER, AUTO CRUISE	2-D6	236	4		2-D4	234	22	COVER, TRUNK INNER	2-F7	269	19
	2-D8	238	6	COVER, LOWER VENT ADJUSTER					2-F11	273	19
	2-D10	240	4	LEVER	M15	181	28	COVER, TRUNK LOWER	2-F6	268	15
	2-D12	242	6		N3	185	29		2-F7	269	15
CONTROL UNIT, TRUNK LOCK & OPEN	2-D6	236	11	COVER, L. CYLINDER HEAD	N8	190	31		2-F11	273	16
	2-D8	238	13	COVER, L. CYLINDER HEAD SIDE ..	H1	88	6	COVER, TWEETER	2-G12	290	1
	2-D10	240	10	COVER, L. ENGINE SIDE	H1	88	7		2-G14	292	2
	2-D12	242	12	COVER, L. FR. INNER LOWER	2-G10	288	12		2-G16	294	1
CORD ASSY., USB	2-G16	294	15	COVER, L. FR. INNER LOWER	2-G11	289	11	COVER, UPPER	2-D1	231	19
CORD COMP.	2-G12	290	16	COVER, L. HANDLE	H3	90	14				21
	2-G14	292	13	COVER, L. HEADLIGHT SIDE	L4	154	16		2-D4	234	21
	2-G16	294	14	COVER, L. HEADLIGHT SIDE	2-E15	261	10				23
COTTER, VALVE	H6	93	10		2-F1	263	11	COWL SET, L. MIDDLE	2-E16	262	9
COVER	M13	179	6	COVER, L. INJECTION	H1	88	16	COWL SET, R. MIDDLE	2-E16	262	6
	N1	183	9	COVER, L. PILLION STEP HOLDER ..	2-E4	250	9	COWL, CENTER INNER	2-E15	261	14
			11		2-E5	251	9		2-F1	263	14
			13	COVER, L. PILLION STEP UNDER ..	2-B11	209	19	COWL, FR. CENTER	2-E12	258	3
	N6	188	9	COVER, L. PIVOT PLATE	2-E4	250	7		2-E16	262	5
			11	COVER, L. POCKET	2-F3	265	17	COWL, FR. LOWER	2-E15	261	12
			13	COVER, L. SADDLEBAG CATCH	2-G9	287	9		2-F1	263	12
COVER ASSY., L. SPEAKER	K4	138	5	COVER, L. SADDLEBAG LID	2-G7	285	26	COWL, L. INNER	2-E15	261	16
COVER ASSY., R. SPEAKER	K4	138	3	COVER, L. SHELTER INNER	M15	181	32		2-F1	263	16
COVER A, L. ARMREST	2-F9	271	47		N5	187	37	COVER, L. SIDE	2-E13	259	8
	2-F13	275	46		N8	190	37		2-E14	260	8
COVER A, MAGNETIC SWITCH	2-C13	227	4	COVER, L. TRUNK LIGHT	2-F8	270	23		2-E16	262	10
COVER A, R. ARMREST	2-F9	271	43		2-F11	273	23		2-F1	263	10
	2-F12	274	42	COVER, L. TRUNK LOWER	2-F11	273	18	COWL, RR. CENTER SADDLEBAG	2-G7	285	24
COVER B, L. ARMREST	2-F9	271	48	COVER, L. WELD BEAD	2-E5	251	13	COWL, R. INNER	2-E15	261	15
	2-F13	275	47	COVER, NAVIGATION UNIT	2-H11	305	10		2-F1	263	15
COVER B, R. ARMREST	2-F9	271	44	COVER, REED VALVE	2-H12	306	8	COVER, R. SIDE	2-E12	258	4
					I13	116	9		2-E13	259	4



PART NAME INDEX

Part name	Address	Page	Ref.	Part name	Address	Page	Ref.	Part name	Address	Page	Ref.
COWL, R. SIDE	2-E16	262	7	DOWEL PIN, 8X14	H12	99	20	FENDER A, RR.	2-C3	217	4
CRANKSHAFT COMP.	I16	119	10		H14	101	7		2-C5	219	7
CUP, MASTER CYLINDER OIL	M2	168	6		I7	110	27	FENDER B, FR.	L7	157	3
CUP, SLAVE CYLINDER	H12	99	9		I12	115	19		L8	158	3
CUSHION ASSY., RR.	2-B15	213	2	DOWEL PIN, 8X20	H3	90	20	FENDER B, RR.	2-C1	215	3
CUSHION A, RR. FENDER	2-F4	266	9	DRIVER 1, PLUS SCREW	2-E6	252	13		2-C3	217	5
CUSHION, ABS CONTROL UNIT	2-D8	238	15	DRIVER 2, MINUS SCREW	2-E6	252	15		2-C5	219	4
	2-D10	240	12	DRIVER 2, PLUS SCREW	2-E6	252	13	FENDER COMP., FR.	L9	159	25
	2-D12	242	14	DRIVER 3, MINUS SCREW	2-E6	252	15	FENDER C, RR.	2-C3	217	6
CUSHION, CONTROLLER UNIT	2-D6	236	5	DRUM A	I6	109	15		2-C5	219	5
	2-D8	238	7	DRUM ASSY., GEARSHIFT	J3	122	5	FILTER SET, OIL	I13	116	2
CUSHION, FUEL TANK CENTER	2-E4	250	2	DUCT, L. AIR CLEANER	N14	196	13	FILTER, NOISE	2-D1	231	25
CUSHION, FUEL TANK FR.	2-E4	250	1	DUCT, L. AIR FR. LOWER	2-F2	264	7	FLANGE, CAM SPROCKET	H9	96	3
CUSHION, L. ARMREST	2-F9	271	49	DUCT, L. AIR RR. LOWER	2-F2	264	9	FLANGE, FINAL GEAR SIDE	M10	176	12
	2-F13	275	48	DUCT, L. SIDE COWL	2-E15	261	11	FLOAT, FR. MASTER CYLINDER	K15	149	10
CUSHION, REVERSE REGULATOR	2-D6	236	1	DUCT, R. AIR CLEANER	N14	196	10		L1	151	15
	2-D8	238	2						L11	161	29
	2-D10	240	1	DUCT, R. AIR FR. LOWER	2-F2	264	6	FORK ASSY., L. FR.	L10	160	5
	2-D12	242	2	DUCT, R. AIR RR. LOWER	2-F2	264	8	FORK, CENTER GEARSHIFT	J3	122	2
CUSHION, RR. FENDER	2-F4	266	8	DUCT, R. SIDE COWL	2-E13	259	7	FORK, FR. GEARSHIFT	J3	122	1
CUSHION, RR. FUEL TANK	N12	194	13	DUST SEAL, 17X24X5	2-B16	214	22	FORK, RR. GEARSHIFT	J3	122	3
CUSHION, R. ARMREST	2-F9	271	45	DUST SEAL, 20X26X4.5	2-B16	214	21	FUEL UNIT SET	N12	194	15
	2-F12	274	44	DUST SEAL, 28X42X8	M1	167	22	FUNNEL, L. AIR	N14	196	8
CUSHION, SEAT HEATER UNIT	2-D6	236	17	DUST SEAL, 30X47X8	M1	167	21	FUNNEL, R. AIR	N14	196	7
	2-D8	238	18	DUST SEAL, BRAKE CAM	L10	160	3	FUSE A, MULTI BLOCK	2-D1	231	17
	2-D10	240	16	DUST SEAL, STEERING HEAD	L5	155	5		2-D3	233	19
	2-D12	242	18				6	FUSE, BLOCK	2-D1	231	16
CYLINDER ASSY., CLUTCH SLAVE	H12	99	6	[E]					2-D3	233	18
CYLINDER ASSY., SECOND MASTER	K13	147	22	ELEMENT, AIR CLEANER	N14	196	2	FUSE, BLOCK 60A	2-D1	231	15
CYLINDER SUB ASSY., CLUTCH				ELEMENT, ANTENNA	2-G12	290	14		2-D3	233	17
	MASTER	L1	4		2-G14	292	10	FUSE, MINI	2-D2	232	39
CYLINDER SUB ASSY., FR. BRAKE	MASTER	K15	149		2-G16	294	11				40
	MASTER	K15	4	EMBLEM, FR.	2-E8	254	13				41
CYLINDER SUB ASSY., FR. MASTER	MASTER	K15	149		2-E10	256	13		2-D4	234	38
CYLINDER SUB ASSY., RR. MASTER	M2	168	5	EMBLEM, GOLD WING	M15	181	29		2-D5	235	39
[D]					N3	185	31				40
DAMPER COMP., FR.	L11	161	20		N8	190	32				41
DAMPER, OPENER	2-G4	282	36	EMBLEM, L.	L9	159	10				42
	2-G7	285	30	EMBLEM, L. CYLINDER HEAD COVER	H1	88	8	[G]			
DAMPER, POCKET	2-F3	265	23	EMBLEM, PRODUCT	K4	138	9	GARNISH SET, SCREEN	2-E7	253	10
DIAPHRAGM	K15	149	9	EMBLEM, RR. TRUNK	2-F9	271	50		2-E10	256	10
	L1	151	14		2-F13	275	49	GASKET	K7	141	8
	M2	168	17	EMBLEM, R.	L8	158	4	GASKET COMP., L. CYLINDER HEAD			
DIODE	2-C16	230	9	EMBLEM, R. CYLINDER HEAD COVER	H1	88	3	COVER	H1	88	9
	2-D3	233	11	EMBLEM, SIDE COVER	2-B1	199	5		J14	133	1
DISK A, CLUTCH FRICTION	H15	102	7		2-B3	201	4	GASKET COMP., R. CYLINDER HEAD			
DISK B, CLUTCH FRICTION	H15	102	6	E-RING, 8MM	2-E9	255	53	COVER	H1	88	4
DISK COMP., L. FR. BRAKE	L16	166	16		2-E11	257	53		J14	133	1
DISK COMP., RR. BRAKE	M9	175	9	[F]				GASKET SHEET KIT A	J14	133	1
DISK COMP., R. FR. BRAKE	L16	166	15	FAN COMP., COOLING	2-E2	248	3	GASKET SHEET KIT B	J15	134	1
DISK, CLUTCH FRICTION	H15	102	5	FEEDER COMP., ANTENNA	2-G12	290	15	GASKET, BREATHER PLATE	I4	107	8
DOWEL PIN, 10X16	I5	108	22		2-G14	292	11	GASKET, CLUTCH COVER	H14	101	1
	M12	178	35		2-G16	294	12		J15	134	1
DOWEL PIN, 12X20	H3	90	21	FENDER A, FR.	L7	157	2	GASKET, EX. PIPE	J14	133	1
	I14	117	35	FENDER A, RR.	2-C1	215	2		2-B4	202	3
DOWEL PIN, 14X20	M12	178	34								
DOWEL PIN, 6X10	H14	101	6								

PART NAME INDEX

Part name	Address	Page	Ref.	Part name	Address	Page	Ref.	Part name	Address	Page	Ref.
GASKET, EX. PIPE	2-B6	204	3	GRIP COMP., R. HEATED	K11	145	38	GUIDE, STOPPER CABLE	2-G6	284	14
GASKET, FR. COVER	H12	99	5	GRIP, L. HANDLE	K11	145	40	GUIDE, THROTTLE CABLE	L3	153	9
	J15	134	1	GRIP, L. PASSENGER	M11	193	7	GUIDE, VALVE	H3	90	3
GASKET, INTAKE MANIFOLD	H3	90	9	GRIP, R. PASSENGER	M11	193	6				
	J14	133	1	GRIP, SCREW DRIVER	2-E6	252	16				
GASKET, L.	2-C9	223	13	GROMMET	K2	136	21				
GASKET, L. CYLINDER HEAD	H3	90	5		2-E8	254	24	HARNES, WIRE	2-C16	230	3
	J14	133	1		2-E11	257	24		2-D3	233	3
GASKET, ROTARY AIR CONTROL				GROMMET A, SIDE COVER	2-G10	288	14	HEADLIGHT ASSY., L.	K1	135	12
VALVE	J8	127	6		2-G11	289	13	HEADLIGHT ASSY., R.	K1	135	1
GASKET, RR. CASE	I4	107	3	GROMMET, AIR CLEANER CASE	K4	138	8				
	J15	134	1		K5	139	1	HEADLIGHT UNIT, L.	K1	135	14
GASKET, R.	2-C8	222	10		K7	141	1	HEADLIGHT UNIT, R.	K1	135	4
GASKET, R. CYLINDER HEAD	H3	90	4		2-B1	199	3	HEAD ASSY., L. CYLINDER	H3	90	2
	J14	133	1		2-B3	201	2	HEAD ASSY., R. CYLINDER	H3	90	1
GASKET, TENSIONER LIFTER	H9	96	10		2-E9	255	36	HEATED SEAT COMP., BACK	N11	193	5
	J14	133	1		2-E11	257	36	HEATER UNIT, SEAT	2-D6	236	16
GASKET, TRANSMISSION COVER ...	H12	99	3		2-G10	288	10		2-D8	238	17
	J15	134	1		2-G11	289	9		2-D10	240	15
GASKET, WATER PUMP COVER	H11	98	4				10		2-D12	242	17
GAUGE, FEELER, 0.7MM	2-E6	252	2	GROMMET, CATCH ROD	2-G9	287	18	HEAT SINK	K7	141	7
GAUGE, OIL LEVEL	I4	107	1	GROMMET, DRAIN HOLE, 25MM	2-G4	282	35	HINGE COMP.	M14	180	20
GEAR ASSY.	I3	106	12		2-G7	285	27		N3	185	22
GEAR ASSY., A.C. GENERATOR				GROMMET, MOTOR MOUNTING	2-B15	213	9		N7	189	24
DRIVEN	I9	112	2	GROMMET, MUFFLER COVER	2-B4	202	8	HINGE COMP., L. TRUNK	2-F6	268	14
GEAR ASSY., FINAL	M10	176	3		2-B6	204	8		2-F10	272	15
GEAR COMP., A.C. GENERATOR				GROMMET, RR. COVER	2-B1	199	2	HINGE COMP., R. TRUNK	2-F6	268	12
DRIVE	I9	112	1		2-B3	201	1		2-F10	272	14
GEAR COMP., FINAL DRIVE	I11	114	1		2-G10	288	6	HINGE COMP., SADDLEBAG	2-F15	277	7
GEAR COMP., PRIMARY DRIVE ...	I9	112	3		2-G11	289	5		2-G6	284	7
GEAR COMP., STARTER REDUCTION	I6	109	2	GROMMET, SIDE COVER	2-C5	219	12	HINGE, L. POCKET	2-F2	264	12
GEAR COMP., STARTING DRIVEN ..	I9	112	6		2-D9	239	26	HINGE, R. POCKET	2-F2	264	11
GEAR SET, FINAL	M10	176	6		2-D13	243	27	HOLDER ASSY., HELMET	2-F5	267	4
GEAR, COUNTERSHAFT FIFTH	J1	120	17		2-E5	251	11		2-F10	272	4
GEAR, COUNTERSHAFT FIRST	J1	120	7		2-E9	255	37	HOLDER A, CONNECTOR COVER	2-D9	239	24
GEAR, COUNTERSHAFT FOURTH	J1	120	15		2-E11	257	37		2-D13	243	24
GEAR, COUNTERSHAFT SECOND	J1	120	9		2-G7	285	28	HOLDER A, SCREEN	2-E8	254	33
GEAR, COUNTERSHAFT THIRD	J1	120	10				29		2-E11	257	33
GEAR, FINAL DRIVEN	I11	114	2	GROMMET, TA SENSOR	2-H14	308	2	HOLDER B, CONNECTOR COVER	2-D9	239	25
GEAR, MAINSHAFT FIFTH	J1	120	16		N15	197	21		2-D13	243	25
GEAR, MAINSHAFT FIRST	J1	120	4	GROMMET, WASHER HOLE	2-F2	264	3	HOLDER B, SCREEN	2-E8	254	34
GEAR, MAINSHAFT FOURTH	J1	120	13	GUARD B, COMBINATION SWITCH ...	L4	154	18		2-E11	257	34
GEAR, MAINSHAFT SECOND & THIRD	J1	120	8	GUARD, L. ENGINE	2-G10	288	4	HOLDER COMP., STARTER DRIVE			
GEAR, PRIMARY DRIVEN	I9	112	4		2-G11	289	3	GEAR	I6	109	4
GEAR, REVERSE DRIVEN	I11	114	9	GUARD, R. ENGINE	2-G10	288	3	HOLDER SET, BRUSH	I3	106	5
GEAR, REVERSE IDLE	I6	109	5		2-G11	289	2	HOLDER, ADJUSTER	2-E8	254	29
GEAR, REVERSE SHIFT	I6	109	7	GUARD, SADDLEBAG HEAT	2-F15	277	9		2-E11	257	29
GEAR, STARTER DRIVE	I6	109	3		2-G6	284	9	HOLDER, COUPLER	2-D2	232	36
GENERATOR ASSY., FLYWHEEL TYPE				GUIDE A	I14	117	44		2-D4	234	36
A.C.	I1	104	1	GUIDE COMP., RR. BRAKE HOSE ...	M4	170	4	HOLDER, FINAL SHAFT BEARING ...	2-F5	267	1
GENERATOR ASSY., PULSE	H12	99	10	GUIDE, CAM CHAIN	H9	96	11	HOLDER, L. PILLION STEP	2-B10	208	17
GRILLE, CENTER FRESH AIR	2-E8	254	19	GUIDE, FR. BRAKE HOSE	L3	153	8	HOLDER, MASTER CYLINDER	K15	149	7
	2-E10	256	19	GUIDE, HIGH TENSION CORD	H1	88	11		L1	151	11
GRILLE, L. RADIATOR	2-D14	244	14	GUIDE, OIL PUMP CHAIN	I12	115	8	HOLDER, RIM VALVE	L16	166	6
	2-D16	246	14	GUIDE, SENSOR CORD	L16	166	1		M9	175	8
GRILLE, R. RADIATOR	2-D14	244	10	GUIDE, SPRING	H15	102	10	HOLDER, R. PILLION STEP	2-B10	208	10
	2-D16	246	10	GUIDE, STOPPER CABLE	2-G1	279	18	HOLDER, SNAP	2-G9	287	5
GRIP COMP., L. HEATED	K11	145	39								
GRIP COMP., R.	K11	145	37								



PART NAME INDEX

Part name	Address	Page	Ref.	Part name	Address	Page	Ref.	Part name	Address	Page	Ref.
HOLDER, WINDSCREEN	2-E7	253	12	INNER LID, L. SADDLEBAG	2-G2	280	30	LABEL, A.C. GENERATOR CABLE...	2-H5	299	2
	2-E10	256	12		2-G7	285	23		2-H8	302	2
HOOK, MAIN STAND SPRING	2-B9	207	6	INNER LID, R. SADDLEBAG	2-F15	277	10		2-H9	303	2
	2-B12	210	10		2-G6	284	11	LABEL, CARGO LIMIT	2-H6	300	9
HORN ASSY.	2-D6	236	7	INNER LID, TRUNK	2-F5	267	10				
			8		2-F10	272	11				12
	2-D8	238	9	INNER, L. TRUNK POCKET	2-F8	270	39		2-H7	301	12
			10		2-F12	274	38				13
	2-D10	240	6	INNER, R. TRUNK POCKET	2-F8	270	29		2-H8	302	9
			7		2-F12	274	29				11
	2-D12	242	8	INSULATOR, TERMINAL	I3	106	4				12
			9	INSULATOR, THROTTLE BODY	H3	90	6		2-H9	303	8
HOSE A, BYPASS	J5	124	11								14
HOSE A, DRAIN	J5	124	20	[J]							16
HOSE A, FUEL RETURN	J10	129	10	JOINT COMP., DRAIN	J5	124	19		2-H10	304	19
HOSE A, WATER	J5	124	8	JOINT COMP., L. WATER HOSE	J5	124	18				20
HOSE B, BYPASS	J5	124	13	JOINT COMP., R. WATER HOSE	J5	124	17	LABEL, DRIVE	2-H7	301	14
HOSE B, DRAIN	J5	124	21	JOINT SET, BRAKE ROD	K13	147	23				16
HOSE B, WATER	J5	124	9	JOINT, BRAKE ROD	M2	168	20				16
HOSE COMP., CLUTCH	L1	151	5	JOINT, BREATHER THREE WAY	I13	116	5		2-H8	302	14
HOSE COMP., FUEL FEED	J10	129	1	JOINT, FUEL RETURN	J10	129	9		2-H10	304	25
			11	JOINT, GEARSHIFT DRUM	J3	122	10	LABEL, DRIVE CAUTION	2-H7	301	14
HOSE C, BYPASS	J5	124	14	JOINT, PINION	M10	176	11		2-H10	304	26
HOSE C, RR. BRAKE MAIN	M4	170	11	JOINT, PROPELLER SHAFT	2-B13	211	2	LABEL, FRENCH TRANSLATION	2-H7	301	15
HOSE C, WATER	J5	124	10	JOINT, STRAIGHT	J10	129	3		2-H8	302	13
HOSE, BREATHER	2-D15	245	23	JOINT, THREE WAY	J5	124	4		2-H10	304	24
	2-E1	247	23					LABEL, FUEL	2-H7	301	17
HOSE, CAP JOINT	2-D15	245	24						2-H8	302	15
	2-E1	247	24		2-D15	245	21		2-H10	304	23
HOSE, FUEL RETURN	J10	129	8	JOINT, THREE WAY BREATHER	N14	196	15	LABEL, FUEL & DRIVE	2-H10	304	26
HOSE, L. DRAIN	2-D15	245	27	JOINT, TUBE	2-D14	244	7	LABEL, RADIATOR CAP	2-D14	244	5
	2-E1	247	27		2-D16	246	7		2-D16	246	5
HOSE, L. FR. RADIATOR	2-D14	244	16					LABEL, RR. DAMPER	2-B15	213	11
	2-D16	246	16					LABEL, RR. DAMPER CAUTION	2-B15	213	11
HOSE, L. RR. RADIATOR	2-D14	244	18					LABEL, SADDLEBAG	2-H6	300	11
	2-D16	246	18	[K]					2-H8	302	10
HOSE, RR. MASTER CYLINDER	M2	168	7	KEY SET	L3	153	3		2-H9	303	17
HOSE, RR. RADIATOR	2-D15	245	19								18
	2-D16	246	19	KEY, 2X2X30	I16	119	13				18
HOSE, R. DRAIN	2-D15	245	26	KEY, BLANK	L3	153	7	LABEL, TAMPER PROOF	2-H10	304	18
	2-E1	247	26	KNOB	2-G12	290	5		2-H6	300	10
HOSE, R. FR. RADIATOR	2-D14	244	15	KNOB ASSY., HELMET HOLDER	2-F5	267	5		2-H8	302	8
	2-D16	246	15		2-F10	272	5	LABEL, TIRE	2-H9	303	15
HOSE, R. RR. RADIATOR	2-D14	244	17	KNOB, LOWER VENT ADJUSTER					2-H5	299	6
	2-D16	246	17	LEVER	M15	181	30		2-H6	300	7
HOUSING COMP., L. COMBINATION					N3	185	32		2-H8	302	6
LIGHT	2-C10	224	5		N8	190	33		2-H9	303	10
HOUSING COMP., L. TRUNK TAIL	2-C10	224	14	KNOB, MODE SELECT	N1	183	5				11
	2-C11	225	18		N6	188	5				12
HOUSING COMP., R. COMBINATION				[L]				LABEL, WARNING AIRBAG	2-H5	299	3
LIGHT	2-C10	224	4						2-H8	302	3
HOUSING COMP., R. TRUNK TAIL	2-C10	224	6	LABEL B, WARNING AIRBAG	2-H5	299	4		2-H9	303	4
	2-C11	225	10		2-H8	302	4	LCD ASSY., COLOR	K7	141	11
HOUSING, L.	2-C9	223	12		2-H9	303	6	LCD COMP.	K5	139	9
HOUSING, R.	2-C8	222	9						K7	141	11
[I]				LABEL, ACCESSORIES & LOADING ..	2-H6	300	8	LEAD, DRIVER HEAD SET JUNCTION	2-G12	290	19
					2-H8	302	7		2-G14	292	16
INJECTOR ASSY., FUEL	J12	131	1		2-H9	303	13		2-G16	294	18

PART NAME INDEX

2-J10

Part name	Address	Page	Ref.	Part name	Address	Page	Ref.	Part name	Address	Page	Ref.	
LEAD, PASSENGER HEAD SET				LOCK ASSY., FUEL LID	N7	189	20	MOLDING, R. COWL TRIM	M13	179	11	
JUNCTION	2-G12	290	20	LOCK ASSY., OPENER UNIT	2-G9	287	3		M14	180	11	
	2-G14	292	17	LOCK ASSY., POCKET LID	M14	180	15		N1	183	16	
	2-G16	294	19		N7	189	19		N2	184	16	
LENS	K5	139	6	LOCK A, BEARING ADJUSTING	M10	176	10		N7	189	17	
	K7	141	6	LOCK B, BEARING ADJUSTING	M10	176	10	MOLDING, R. RR. SADDLEBAG	2-F16	278	14	
LENS COMP., L.	2-C7	221	5	LOUVER, L. SIDE COWL	2-E14	260	9		LOWER	2-G1	279	
LENS COMP., R.	2-C7	221	3		2-E15	261	9	MOLDING, R. SADDLEBAG SIDE	2-F15	277	13	
LENS, AUDIO	K10	144	23	LOUVER, R. SIDE COWL	2-E13	259	5		2-F16	278	13	
LENS, LICENSE LIGHT	2-C10	224	10					MOLDING, R. SADDLEBAG SIDE				
LENS, LOWER	K10	144	27	[M]				LOWER	2-F16	278	16	
LENS, NAVIGATION	K10	144	24	MAIN HOSE A, FR. BRAKE	K15	149	2		2-G1	279	16	
LENS, R. LOWER	K9	143	11	MAIN HOSE A, RR. BRAKE	M2	168	2	MOLDING, R. TRUNK SIDE	2-F7	269	16	
			12	MAIN HOSE B, FR. BRAKE	K12	146	12	MOLDING, TRUNK CENTER	2-F7	269	18	
LENS, R. UPPER	K9	143	10	MAIN HOSE B, RR. BRAKE	M4	170	9	MOTOR ASSY., FAN	2-E2	248	5	
LENS, WINKER	K10	144	25	MAIN HOSE C, FR. BRAKE	K12	146	15	MOTOR ASSY., STARTER	I3	106	1	
			26	MAIN PIPE A, RR. BRAKE	M4	170	6	MUFFLER COMP., L.	2-B4	202	23	
LEVER ASSY., LOWER VENT				MAIN PIPE B, FR. BRAKE	K12	146	13		2-B7	205	23	
ADJUSTER	M15	181	25	MAIN PIPE C, FR. BRAKE	M4	170	20	MUFFLER COMP., R.	2-B4	202	6	
	N3	185	26	MAIN PIPE C, RR. BRAKE	M4	170	10		2-B6	204	6	
	N7	189	28	MAIN PIPE D, FR. BRAKE	M4	170	21					
LEVER ASSY., LUGGAGE BAG	2-G9	287	4	MAIN PIPE D, RR. BRAKE	M4	170	7	[N]				
LEVER ASSY., L. HANDLE	L1	151	17	MAIN PIPE E, RR. BRAKE	M4	170	8	NAVIGATION UNIT	2-H11	305	4	
LEVER ASSY., R. HANDLE	K15	149	13	MANIFOLD, INTAKE	H3	90	8		2-H12	306	2	
LEVER, TRUNK POCKET	2-F8	270	34	MARK, HISS	2-H5	299	1	NECK, FILLER	2-D14	244	4	
	2-F12	274	34		2-H8	302	1		2-D16	246	4	
LID COMP., L. EX. PIPE				MAT, L. ENGINE SIDE COVER	2-G10	288	13	NUT-WASHER, 6MM	I3	106	13	
PROTECTOR	2-B7	205	32		2-G11	289	12	NUT, AIR SPOILER CLIP	K2	136	25	
LID COMP., R. EX. PIPE				MAT, L. TOP SHELTER	M15	181	26		2-E15	261	23	
PROTECTOR	2-B7	205	17		N3	185	27	NUT, ANTENNA	2-F1	263	28	
LID SET, TRUNK	2-F6	268	11	MAT, R. ENGINE SIDE COVER	2-G10	288	9		2-G12	290	13	
	2-F10	272	12		2-G11	289	8		2-G14	292	9	
LID, L. SADDLEBAG	2-G1	279	24	MAT, R. TOP SHELTER	M15	181	24	NUT, CAP, 6MM	K15	149	16	
	2-G2	280	24		N3	185	25		L1	151	20	
	2-G7	285	20	METER ASSY., COMBINATION	N7	189	27		2-B5	203	42	
LID, L. TRUNK POCKET	2-F9	271	40		K5	139	3		2-B8	206	41	
	2-F12	274	39	METER COMP., COMBINATION	K7	141	3		2-C1	215	9	
LID, R. SADDLEBAG	2-F14	276	6		K5	139	8		2-C4	218	12	
	2-F15	277	6	MIRROR ASSY., L. BACK	K7	141	10		2-G4	282	45	
	2-G6	284	6		2-C8	222	11	NUT, CENTER PANEL	2-G7	285	42	
LID, R. TRUNK POCKET	2-F8	270	30	MIRROR ASSY., R. BACK	2-C9	223	11		2-E15	261	18	
	2-F12	274	30	MODULATOR ASSY., ABS	2-C7	221	8	NUT, CLIP	2-F1	263	20	
LID, SHELTER	M15	181	23	MODULE KIT, AIRBAG	M5	171	26	NUT, CLIP, 5MM	2-F9	271	55	
	N3	185	24	MOLDING, L. COWL TRIM	2-H14	308	1		2-F13	275	54	
	N7	189	26		M14	180	12		L9	159	19	
LIFTER ASSY., TENSIONER	H9	96	9	MOLDING, L. COWL TRIM	N2	184	17		2-C14	228	16	
LIFTER B, CLUTCH	H15	102	12		N3	185	17		2-E15	261	29	
LIFTER, FINAL DAMPER	I11	114	4	MOLDING, L. RR. SADDLEBAG	N7	189	18		2-F1	263	33	
LIFTER, VALVE	H6	93	6		2-G3	281	32		2-G7	285	43	
LIGHT ASSY., LICENSE	2-C10	224	9	MOLDING, L. RR. SADDLEBAG				NUT, CLIP, 6MM	2-D10	240	22	
	2-C11	225	12		LOWER	2-G3	281	34		I16	119	9
LINK COMP., L. ADJUSTING	2-E8	254	18	MOLDING, L. RR. SADDLEBAG				NUT, CONNECTING ROD	2-G13	291	26	
	2-E10	256	18		2-G2	280	31		2-G15	293	25	
LINK COMP., R. ADJUST	2-E8	254	16	MOLDING, L. SADDLEBAG SIDE	2-G3	281	31	NUT, COWL SETTING, 5MM	2-G15	293	25	
	2-E10	256	16		LOWER	2-G3	281	33		2-H1	295	26
LOCKING RING, FUEL PUMP	N12	194	6	MOLDING, L. SADDLEBAG SIDE				NUT, FENDER SETTING	N5	187	40	
LOCKING RING, FUEL UNIT	N12	194	8		LOWER	2-G3	281	33				
LOCK ASSY., FUEL LID	M14	180	16	MOLDING, L. TRUNK SIDE	2-F7	269	17					
	N3	185	20									



PART NAME INDEX

2-J11

Part name	Address	Page	Ref.	Part name	Address	Page	Ref.	Part name	Address	Page	Ref.
NUT, FENDER SETTING	N9	191	44	NUT, SETTING	2-D14	244	2	0-RING, 16X2.1	H10	97	23
	N10	192	10		2-D16	246	2	0-RING, 18X3	I4	107	20
NUT, FLANGE CAP, 5MM	2-C10	224	17		2-E2	248	1		I12	115	16
	2-C11	225	22	NUT, SIDE STAND	2-B12	210	14		J15	134	2
	2-E9	255	45	NUT, SPECIAL, 22MM	I11	114	10	0-RING, 18.1X3.6	I14	117	33
	2-E11	257	45	NUT, SPECIAL, 6MM	2-B5	203	41		J15	134	2
NUT, FLANGE, 10MM	2-E5	251	31		2-B8	206	40	0-RING, 23X2.4	J6	125	25
NUT, FLANGE, 12MM	2-B13	211	11	NUT, SPECIAL, 8MM	M2	168	22		J14	133	2
	2-B16	214	18	NUT, SPRING, 5MM	N5	187	50	0-RING, 30.8MM	M12	178	30
	2-E5	251	32		N9	191	56	0-RING, 31.5X2.0	H11	98	10
NUT, FLANGE, 4MM	K2	136	32		2-E15	261	24	0-RING, 32.95X2.62	H11	98	9
NUT, FLANGE, 5MM	K2	136	33		2-F1	263	29		J14	133	2
	L9	159	20	NUT, SPRING, 6MM	K2	136	24	0-RING, 37.2X2.4	L12	162	47
	2-B6	204	16		2-C1	215	10	0-RING, 48.1X3.6	H12	99	17
	2-C2	216	16		2-C6	220	16		J15	134	2
	2-C4	218	20		2-E15	261	25	0-RING, 4.8X1.9	2-F14	276	1
	2-C6	220	25				26		2-G6	284	1
	2-C10	224	19		2-F1	263	30	0-RING, 51.6X2.3	H16	103	28
	2-C12	226	27				31		J15	134	2
	2-G5	283	60		2-G4	282	46	0-RING, 59.6X2.4	I3	106	15
	2-G8	286	57		2-G7	285	44		J15	134	2
NUT, FLANGE, 6MM	I1	104	14	NUT, STEERING STEM	L4	154	28	0-RING, 5.7X2.2	H14	101	5
	K6	140	16	NUT, SWINGARM PIVOT	2-B13	211	12		J15	134	2
	K8	142	18	NUT, SWITCH PLATE	M2	168	16	0-RING, 63X3	I4	107	19
	L12	162	48	NUT, UPPER COWL	K4	138	7		J15	134	2
	M16	182	47	NUT, U, 10MM	2-B16	214	17	0-RING, 64.5X3.5	M12	178	31
	N5	187	59	NUT, WHEEL	M9	175	12	0-RING, 6X1.7	2-G4	282	52
	N9	191	66	NUT, WINDSCREEN SETTING	2-E7	253	5	0-RING, 7.47X3.6	J12	131	6
	2-C6	220	26		2-E10	256	5	0-RING, 7.52X3.53	J10	129	12
	2-C14	228	22					0-RING, 7.85X3.53	J12	131	7
	2-D9	239	35					0-RING, 7.8X1.9	I12	115	18
	2-D13	243	36						J10	129	17
	2-E9	255	61						J15	134	2
			62	OIL SEAL, 110X125X7	M12	178	29	0-RING, 8.5X1.5	2-G4	282	53
			62	OIL SEAL, 11X15X3	I12	115	15		2-G8	286	50
	2-E11	257	61	OIL SEAL, 14X28X7	J4	123	25	0-RING, 93.3X2.3	H16	103	29
			62	OIL SEAL, 27X34X5	I4	107	17		J15	134	2
NUT, FLANGE, 8MM	2-G10	288	20	OIL SEAL, 27X43X7	2-B13	211	15	0-RING, PRESSURE REGULATOR	J10	129	6
	2-G11	289	19	OIL SEAL, 28X48X9	I4	107	16	OUTER COMP., CLUTCH	H15	102	1
NUT, HEX. CAP, 6MM	2-C12	226	23	OIL SEAL, 39X56X7	M12	178	28	OUTER COMP., STARTING CLUTCH	I9	112	7
NUT, HEX., 10MM	L11	161	24	OIL SEAL, 7X18X5	H14	101	4	OUTER, L. TRUNK POCKET	2-F8	270	38
NUT, HEX., 16MM	M11	177	22	OIL SEAL, 8X18X5	H12	99	16		2-F12	274	37
NUT, HEX., 22MM	H15	102	20	OIL SEAL, 8X25X8	I14	117	32	OUTER, R. TRUNK POCKET	2-F8	270	28
NUT, HEX., 4MM	I14	117	34	OPENER UNIT	2-G9	287	2		2-F12	274	28
NUT, HEX., 6MM	2-E9	255	60	ORIFICE, 2.3MM	I13	116	4	OUTLET ASSY., L. LOWER FRESH			
	2-E11	257	60	ORIFICE, CLUTCH CONTROL	I4	107	10	AIR	M14	180	14
NUT, HEX., 8MM	M3	169	27	0-RING	I1	104	6	N3		185	19
NUT, LOCK	2-E5	251	26		I3	106	16	OUTLET ASSY., R. LOWER FRESH			
NUT, LOCK, 20MM	2-E5	251	25		J8	127	8	AIR	M14	180	13
NUT, LOCK, 30MM	I11	114	11		J15	134	2		N3	185	18
NUT, LOCK, 40MM	H15	102	21		L4	154	24	0 RING, 31.5X2.0	H11	98	10
NUT, PLATE, 6MM	2-F9	271	56		M11	177	21				
	2-F13	275	55	0-RING B	I6	109	17				
NUT, RR. FENDER	2-C1	215	4		J15	134	2				
	2-C3	217	7	0-RING B, 6.8X2.5	I4	107	18				
	2-C5	219	6		J15	134	2	PACKING B, MUFFLER	J14	133	1
NUT, SERRATE, 5MM	2-E2	248	11	0-RING, 14.7X2.2	I5	108	21		2-B4	202	22
NUT, SETTING	M13	179	2		I12	115	17		2-B7	205	22
	N1	183	2		J15	134	2	PACKING, BASE	N12	194	11
	N6	188	2	0-RING, 14.8X2.4	M3	169	25	PACKING, FUEL PUMP	N12	194	11

PART NAME INDEX

2-J12

Part name	Address	Page	Ref.	Part name	Address	Page	Ref.	Part name	Address	Page	Ref.
PACKING, FUEL TRAY	N13	195	21	PIPE COMP., L. EX.	2-B6	204	2	PLATE, ANTENNA SETTING	2-G15	293	24
PACKING, FUEL UNIT	N12	194	12	PIPE COMP., L. FR. FORK	L11	161	31		2-H1	295	24
PACKING, LENS	2-C11	225	16	PIPE COMP., L. FUEL	J10	129	4	PLATE, BANK ANGLE SENSOR	K2	136	19
PACKING, LICENSE LIGHT SEAL ..	2-C10	224	13	PIPE COMP., L. WATER	J5	124	2	PLATE, CLUTCH	H15	102	8
PACKING, MUFFLER	2-B7	205	22	PIPE COMP., R. BYPASS	J5	124	15	PLATE, CLUTCH LIFTER	H15	102	11
PACKING, OIL STRAINER	I12	115	7	PIPE COMP., R. EX.	2-B4	202	1	PLATE, CLUTCH PRESSURE	H15	102	9
	J15	134	2		2-B6	204	1	PLATE, COUNTERSHAFT BEARING ...	J1	120	5
PACKING, PROTECTOR	I8	111	1	PIPE COMP., R. FR. FORK	L10	160	13	PLATE, DAMPER MOUNTING LOWER ..	2-G4	282	38
	2-B4	202	5	PIPE COMP., R. FUEL	J10	129	2		2-G7	285	32
	2-B6	204	5	PIPE COMP., R. WATER	J5	124	1	PLATE, DAMPER MOUNTING UPPER ..	2-G4	282	37
PAD SET, FR.	L14	164	3	PIPE, CP	K1	135	7		2-G7	285	31
	L15	165	3	PIPE, CROSS	2-G6	284	10	PLATE, DIAPHRAGM	K15	149	8
PAD SET, RR.	M8	174	2	PIPE, DRAIN	2-G12	290	8		L1	151	13
PANEL ASSY., METER	K4	138	4	PIPE, L. COWL SIDE	2-F4	266	6		M2	168	18
PANEL SET, FR TRUNK	2-F10	272	13	PIPE, L. SADDLEBAG GUARD	2-G10	288	18	PLATE, GEARSHIFT DRUM BEARING			
PANEL, FR. TRUNK	2-F6	268	13	PIPE, DRAIN	2-G11	289	17	SETTING	J3	122	17
PANEL, L. SADDLEBAG	2-G2	280	25	PIPE, RR. FRAME END	2-G10	288	19	PLATE, LOST MOTION	I6	109	9
	2-G7	285	21	PIPE, R. COWL SIDE	2-G11	289	18	PLATE, LOWER HEADLIGHT	2-E15	261	17
PANEL, L. SHELTER TOP	N9	191	41		2-F4	266	3		2-F1	263	19
PANEL, R. SADDLEBAG	2-F15	277	8	PIPE, R. SADDLEBAG GUARD	2-G10	288	17	PLATE, L. PILLION STEP	2-B11	209	18
	2-G6	284	8		2-G11	289	16	PLATE, L. PILLION STEP CLICK ..	2-B11	209	21
PANEL, R. SHELTER SWITCH	N3	185	28	PIPE, SEAT	L11	161	34	PLATE, L. SPEAKER BOX	2-G13	291	23
	N7	189	30	PIPE, THREE WAY JOINT	M4	170	22		2-G15	293	21
	N8	190	40		N12	194	2				22
PANEL, R. SHELTER TOP	N8	190	40	PISTON A, 25X27	L14	164	10		2-G16	294	22
PEDAL COMP., GEAR CHANGE	2-B9	207	1	PISTON B, 22X35	L14	164	15	PLATE, ORNAMENT	K9	143	5
PEDAL, RR. BRAKE	2-B9	207	3		L15	165	18				6
PGM-FI UNIT	2-D6	236	13	PISTON B, 25X35	L14	164	17		K10	144	17
	2-D8	238	16	PISTON SET, FR. MASTER							18
	2-D10	240	13		CYLINDER	K15	149	11			19
	2-D12	242	15	PISTON SET, MASTER	L1	151	3	PLATE, POCKET LOCK	M14	180	17
PIECE, CLUTCH JOINT	H15	102	14	PISTON SET, MASTER CYLINDER ...	K12	146	11		N7	189	21
PIECE, L. TAIL	2-B4	202	17	PISTON SET, RR. MASTER					N10	192	6
PIECE, OIL LOCK	L11	161	21		CYLINDER	M2	168	12		2-F3	265
PIECE, R. TAIL	2-B4	202	9	PISTON, 22X39	M8	174	9	PLATE, PRIMARY BEARING SETTING	I4	107	7
	2-B6	204	9	PISTON, 27X27	L15	165	4	PLATE, REGISTERED NUMBER	2-H5	299	5
PIN C, DOWEL, 4X6.5	I14	117	36	PISTON, 27X31	M8	174	4		2-H8	302	5
PIN D, JOINT	M3	169	30	PISTON, CLUTCH	H15	102	2		2-H9	303	9
PIN, BOLT	M8	174	14	PISTON, L.	I15	118	4	PLATE, REVERSE CABLE HOLDER ...	I8	111	5
PIN, GEARSHIFT FORK GUIDE	J1	120	18	PISTON, R.	I15	118	3	PLATE, R. PILLION STEP	2-B10	208	11
PIN, HANGER	L14	164	16	PISTON, SLAVE CYLINDER	H12	99	7	PLATE, R. PILLION STEP CLICK ..	2-B10	208	14
	L15	165	19	PIVOT, SHIFT DRUM STOPPER ARM ..	J3	122	19	PLATE, R. SPEAKER BOX	2-G12	290	21
	M8	174	18	PLATE	K1	135	3		2-G14	292	18
PIN, LOCK, 12MM	H11	98	11	PLATE ASSY., REFLECTING	K5	139	5				19
PIN, LOCK, 8MM	2-B11	209	29		K7	141	5		2-G16	294	20
PIN, PILLION STEP	2-B10	208	15	PLATE A, BEARING SETTING	J1	120	1	PLATE, STEP SETTING	2-B10	208	5
PIN, PISTON	I6	109	1	PLATE A, KILL SWITCH SETTING ..	K9	143	3	PLATE, STOPPER	L1	151	12
	I15	118	5	PLATE B, BEARING SETTING	J1	120	2	PLATE, SWITCH	M2	168	14
PIN, POCKET	2-F2	264	15	PLATE B, KILL SWITCH SETTING ..	K9	143	4	PLATE, UPPER HEADLIGHT	K2	136	22
PIN, SHIFT RETURN SPRING	J3	122	16	PLATE COMP., BREATHER	I4	107	6	PLATE, UPPER STAY	2-D6	236	20
PIN, SPLIT, 2.0X15	M3	169	28	PLATE COMP., MUFFLER	2-B4	202	7		2-D9	239	20
	2-B11	209	28		2-B6	204	7		2-D10	240	18
PIN, SPRING, 2X10	M3	169	29	PLATE SET A, WINKER	K10	144	16		2-D12	242	20
PIN, STEP BAR	2-B10	208	6	PLATE SET B, WINKER	K10	144	20	PLATE, WIND SCREEN SETTING	2-E7	253	6
PIPE ASSY., L. STEERING HANDLE	L4	154	19	PLATE, AIR INTAKE	I13	116	12		2-E10	256	6
PIPE ASSY., R. STEERING HANDLE	L3	153	10	PLATE, ANGLE SENSOR LOWER	L5	155	4	PLIERS, 150	2-E6	252	4
PIPE COMP., L. BYPASS	J5	124	16	PLATE, ANGLE SENSOR UPPER	L5	155	3	PLUG, BREATHER TUBE	N14	196	14
PIPE COMP., L. EX.	2-B4	202	2	PLATE, ANTENNA SETTING	2-G13	291	25	PLUG, CONE	2-C4	218	17



PART NAME INDEX

2-J13

Part name	Address	Page	Ref.	Part name	Address	Page	Ref.	Part name	Address	Page	Ref.
PLUG, HANDLE UNDER COVER	2-E16	262	3	REGULATOR SET	I1	104	13	ROD, TRUNK STRIKER	2-F11	273	27
PLUG, HEX., 6MM	H1	88	5	RELAY ASSY., POWER	2-D1	231	22	ROLLER, 4X14.8	J4	123	30
PLUG, HOLE, 8MM	2-C1	215	13					ROLLER, 4X15.8	I12	115	22
	2-C4	218	16		2-D4	234	24	ROLLER, 5X25	I6	109	22
	2-C6	220	21					ROTOR SET	I1	104	2
PLUG, PIN	L14	164	14	RELAY COMP., POWER	2-D1	231	24	ROTOR, CAM PULSE	H9	96	5
	L15	165	17		2-D4	234	26	ROTOR, INNER	I12	115	2
	M8	174	17	RELAY COMP., WINKER	2-D6	236	9	ROTOR, OUTER	I12	115	3
PLUG, SPARK	H4	91	25		2-D8	238	11	ROTOR, PULSE	H9	96	12
PLUG, USELESS HOLE	2-D6	236	18		2-D10	240	8	RUBBER A, HANDLE WEIGHT	L3	153	12
POCKET, L. FR.	2-F3	265	16		2-D12	242	10	RUBBER A, L. HEAT GUARD	2-B5	203	26
POCKET, R. FR.	2-F2	264	10	RESISTOR ASSY., REVERSE	2-D6	236	3		2-B7	205	25
PROTECTOR	K15	149	5		2-D8	238	5	RUBBER A, R. HEAT GUARD	2-B4	202	12
	L1	151	9		2-D10	240	3		2-B6	204	11
PROTECTOR ASSY., L. EX.	2-B5	203	33		2-D12	242	5	RUBBER A, TRUNK POCKET SEAL...	2-F8	270	31
PROTECTOR ASSY., L. EX. PIPE ..	2-B7	205	31	RETAINER, BEARING	M10	176	9		2-F12	274	31
PROTECTOR ASSY., R. EX.	2-B4	202	19	RETAINER, BRACKET	L14	164	9	RUBBER B, HANDLE WEIGHT	L3	153	13
PROTECTOR ASSY., R. EX. PIPE ..	2-B6	204	14		L15	165	10	RUBBER B, L. HEAT GUARD	2-B5	203	29
PROTECTOR B, FR. L. EX. PIPE ..	2-B5	203	25	RETAINER, FINAL SHAFT	I11	114	7		2-B7	205	28
PROTECTOR B, FR. R. EX. PIPE ..	2-B4	202	11	RETAINER, RR. BRACKET	M8	174	6	RUBBER B, R. HEAT GUARD	2-B4	202	13
PROTECTOR SET, L. SIDE	2-B2	200	8	RETAINER, VALVE SPRING	H6	93	8		2-B6	204	12
	2-B3	201	7	RING	I3	106	6	RUBBER B, SEAT SETTING	N11	193	2
PROTECTOR SET, R. SIDE	2-B1	199	6					RUBBER B, STOPPER	N10	192	1
	2-B3	201	5	RING SET, PISTON	I15	118	1		2-B4	202	14
PROTECTOR, HARNESS	2-D1	231	14					RUBBER C	2-B6	204	13
	2-D3	233	15	RING, BACK UP	L10	160	14	RUBBER C, TRUNK POCKET SEAL...	2-F8	270	35
PROTECTOR, HEAT	2-B4	202	16						2-F12	274	35
PROTECTOR, HEAT SUB	2-B4	202	18	RING, FR. PULSER	L16	166	10	RUBBER D	2-B4	202	15
PROTECTOR, L. RR. EX. PIPE ...	2-B4	202	24	RING, HANDLE WEIGHT SNAP	L3	153	14		2-B6	204	15
	2-B7	205	24	RING, OIL SEAL STOPPER	L11	161	23	RUBBER E	2-B5	203	31
PROTECTOR, R. RR. EX. PIPE ...	2-B4	202	10	RING, PISTON	L11	161	22		2-B7	205	30
	2-B6	204	10	RING, PULSER	M9	175	14	RUBBER, BACK PANEL SEAL	2-G1	279	22
PROTECTOR, WIND	L5	155	9	RING, RR. PULSER	M9	175	3		2-G7	285	18
PULLER, MINI FUSE	2-D1	231	18	RING, SEAL	I3	106	8	RUBBER, BATTERY BOX	2-C13	227	14
	2-D4	234	20	RING, SETTING, 123MM	H16	103	26	RUBBER, COVER	L9	159	27
PULSER ASSY., CAM	H9	96	13	RING, SPACER	N12	194	9	RUBBER, CUSHION	2-B7	205	19
PUMP ASSY., FUEL	N12	194	1	RING, STOPPER	L10	160	12	RUBBER, DUCT	N14	196	12
PUMP ASSY., OIL	I12	115	1		L14	164	8	RUBBER, EX. PIPE	2-B5	203	32
PUMP COMP., WATER	H11	98	1		L15	165	9		2-B7	205	33
					M8	174	13	RUBBER, FAIRING MOUNTING	2-E8	254	25
[R]					M10	176	4		2-E11	257	25
					2-B13	211	5	RUBBER, FR. FENDER MOUNTING...	2-C11	225	20
RADIATOR COMP., L.	2-D14	244	6	RIVET, PUSH	2-F1	263	25	RUBBER, FR. PANEL	2-F8	270	21
	2-D16	246	6	RIVET, PUSH, 6MM	N5	187	51		2-F11	273	21
RADIATOR COMP., R.	2-D14	244	1		N9	191	57	RUBBER, FUEL PUMP STOPPER	2-D8	238	1
	2-D16	246	1	ROD ASSY., CONNECTING	I15	118	6		2-D12	242	1
RECEIVER UNIT	L3	153	1	ROD A, SADDLEBAG STRIKER	2-G1	279	19	RUBBER, FUEL TANK MOUNTING	N12	194	4
RECTIFIER ASSY.	I1	104	10		2-G6	284	15				
RECTIFIER COMP., SILICON	2-C16	230	2	ROD B, SADDLEBAG STRIKER	2-G1	279	20	RUBBER, GEAR CHANGE PEDAL	2-B9	207	2
	2-D3	233	2		2-G6	284	16	RUBBER, HEADLIGHT CASE			
REFLECTOR, REFLEX	L7	157	1	ROD COMP., PUSH	M2	168	13	MOUNTING	2-G10	288	2
	2-C1	215	1	ROD SUB ASSY., CUSHION				RUBBER, HEADLIGHT GUARD	2-F14	276	3
	2-C3	217	3						2-G6	284	3
	2-C5	219	3	ROD, CENTER	2-B15	213	8	RUBBER, HINGE UPPER SEAL	2-G2	280	29
REGULATOR ASSY., PRESSURE	J10	129	5	ROD, CLUTCH LIFTER	2-G9	287	13	RUBBER, LICENSE LIGHT	2-C11	225	15
REGULATOR COMP., REVERSE	2-D6	236	2	ROD, L.	2-G9	287	11	RUBBER, L. ADJUSTING LEVER	2-E8	254	22
	2-D8	238	3	ROD, PUSH	L1	151	1		2-E11	257	22
	2-D10	240	2	ROD, R.	2-G9	287	12	RUBBER, L. HINGE	2-F9	271	41
	2-D12	242	3	ROD, TRUNK STRIKER	2-F8	270	27		2-F12	274	40

PART NAME INDEX

2-J14

Part name	Address	Page	Ref.	Part name	Address	Page	Ref.	Part name	Address	Page	Ref.
RUBBER, L. PILLION STEP	2-B11	209	20	RUBBER, TAILLIGHT	N1	183	3	SCREW, BLEEDER	L14	164	4
RUBBER, MAGNETIC SHOCK	2-C13	227	9		N6	188	3				
RUBBER, METER SETTING	K5	139	7	RUBBER, TENSIONER ARM	N6	188	16		L15	165	5
	K7	141	9		2-G10	288	1				6
RUBBER, MOUNTING	H2	89	25		2-G11	289	1		M8	174	10
	J14	133	1	RUBBER, THERMOSTAT	H11	98	6				11
	2-H11	305	1	RUBBER, TRUNK LIGHT LOWER SEAL	2-F8	270	24	SCREW, BRACKET, 4X20	2-C9	223	14
	2-H12	306	1		2-F11	273	24	SCREW, FLAT, 4X12	K16	150	19
RUBBER, MUFFLER MOUNTING	2-B5	203	27	RUBBER, TRUNK LIGHT UPPER SEAL	2-F8	270	25		L2	152	23
	2-B7	205	26		2-F11	273	25	SCREW, FLAT, 6X16	M9	175	11
RUBBER, NUMBER PLATE BRACKET				RUBBER, TRUNK MOUNTING	2-F5	267	8		M11	177	18
CUSHION	H2	89	30		2-F10	272	8	SCREW, HINGE PATCH	L4	154	25
RUBBER, PIVOT UNDER COVER	H1	88	12	RUBBER, TRUNK SEAL	2-F8	270	20		L5	155	10
RUBBER, PROTECTOR PACKING	L9	159	23		2-F11	273	20	SCREW, MUDGUARD	2-E9	255	38
	2-B4	202	4						2-E11	257	38
	2-B6	204	4	[S]				SCREW, OVAL, 6X65	K11	145	41
RUBBER, RADIATOR MOUNTING	2-C3	217	2	SCREW	I1	104	12	SCREW, PAN	2-H12	306	3
	2-C5	219	2	SCREW-WASHER, 4X12	K11	145	48	SCREW, PAN, 4X20	K2	136	28
	2-E2	248	6		K16	150	20	SCREW, PAN, 4X25	2-D9	239	31
	2-E12	258	1		L2	152	24		2-D13	243	32
	2-E16	262	1		M3	169	26	SCREW, PAN, 4X4	2-H11	305	6
RUBBER, RR. FENDER C	2-C3	217	8	SCREW-WASHER, 4X8	K11	145	47	SCREW, PAN, 5MM	N15	197	24
	2-C5	219	10			48		SCREW, PAN, 5X10	L4	154	30
RUBBER, RR. FENDER CUSHION	I8	111	7	SCREW-WASHER, 5X10	K11	145	43	SCREW, PAN, 5X13	2-E5	251	17
RUBBER, R. ADJUSTING LEVER	2-E8	254	21		2-G13	291	33		2-F1	263	26
	2-E11	257	21	SCREW-WASHER, 5X12	J8	127	9	SCREW, PAN, 5X14	2-G4	282	54
RUBBER, R. HINGE	2-F8	270	32		2-H1	295	37	SCREW, PAN, 5X15	L9	159	14
	2-F12	274	32	SCREW-WASHER, 5X20	K11	145	44	SCREW, PAN, 5X15.5	2-E9	255	41
RUBBER, R. PILLION STEP	2-B10	208	13		2-C9	223	16		2-E11	257	41
RUBBER, SADDLEBAG LIGHT	2-G2	280	26		2-G13	291	35	SCREW, PAN, 5X16	2-G8	286	51
RUBBER, SADDLEBAG MOUNTING	2-F14	276	4		2-G15	293	33	SCREW, PAN, 5X18	M15	181	40
	2-G6	284	4		2-H1	295	36		N5	187	49
	2-G10	288	16	SCREW-WASHER, 5X22	J8	127	10	SCREW, PAN, 5X19	N9	191	55
	2-G11	289	15			11			M15	181	34
RUBBER, SADDLEBAG SEAL	2-G1	279	21	SCREW-WASHER, 5X25	K11	145	45	SCREW, PAN, 6X10	2-H1	295	25
	2-G7	285	17	SCREW-WASHER, 5X30	L5	155	18	SCREW, PAN, 6X11	H1	88	23
RUBBER, SCREEN HOLDER	2-E8	254	14	SCREW-WASHER, 5X32	K11	145	49		2-E9	255	40
	2-E10	256	14	SCREW-WASHER, 5X45	K11	145	46				42
RUBBER, SEAT HEATER SWITCH	2-F8	270	36	SCREW-WASHER, 5X8	2-D7	237	26		2-E11	257	40
	2-F12	274	36		2-D9	239	33				42
RUBBER, SEAT HINGE	K13	147	29		2-D11	241	29		2-E15	261	20
	2-D6	236	21		2-D13	243	33		2-F1	263	22
	2-D9	239	21		2-G13	291	34		2-F9	271	52
	2-D10	240	19		2-G15	293	32		2-F13	275	51
	2-D12	242	21	SCREW-WASHER, 6X12	2-F9	271	61	SCREW, PAN, 6X14	L9	159	17
RUBBER, SEAT MOUNTING	N11	193	4		2-F13	275	62		M5	171	27
RUBBER, SEAT SETTING	N11	193	3	SCREW COMP., BEAM ADJUST	K1	135	5		M15	181	36
RUBBER, SEAT STOPPER	2-G10	288	5	SCREW SET	J8	127	1				37
	2-G11	289	4	SCREW, 5X12	2-C9	223	15		N5	187	46
RUBBER, SHELTER LID	M14	180	19		2-E9	255	39				47
	N3	185	21		2-E11	257	39		N9	191	50
	N7	189	22		2-F9	271	51				51
RUBBER, SPACER	2-C11	225	8		2-F13	275	50				53
RUBBER, STAND STOPPER	2-B5	203	36		2-G4	282	40		2-E9	255	43
	2-B8	206	36		2-G7	285	35		2-E11	257	43
RUBBER, STEP	2-B10	208	9		2-G9	287	19		2-G7	285	36
RUBBER, STOPPER	2-F5	267	7	SCREW, BLEEDER	H12	99	13		2-G13	291	27
	2-F10	272	7		L10	160	1		2-G15	293	26
RUBBER, TAILLIGHT	L9	159	29								



PART NAME INDEX

2-J15

Part name	Address	Page	Ref.	Part name	Address	Page	Ref.	Part name	Address	Page	Ref.
SCREW, PAN, 6X14	2-H1	295	28	SCREW, TAPPING, 4X10	2-G4	282	56	SCREW, TAPPING, 5X16	2-D2	232	37
SCREW, PAN, 6X17	2-E15	261	21		2-G8	286	53				38
	2-F1	263	24	SCREW, TAPPING, 4X12	K2	136	29		2-D4	234	37
SCREW, PAN, 6X20	2-D9	239	32		K4	138	12		2-E15	261	35
SCREW, PAN, 6X8	2-E9	255	57		N5	187	58		2-F1	263	39
	2-E11	257	57		N9	191	63		2-F9	271	62
SCREW, RIVET, 1.8X5	2-E5	251	30			65	65				66
SCREW, SPECIAL, 5MM	L5	155	12		N10	192	12		2-F13	275	63
SCREW, SPECIAL, 5X11	2-C5	219	14		2-D7	237	30				67
SCREW, SPECIAL, 5X12	L9	159	14		2-E9	255	59		2-G4	282	55
			15		2-E11	257	59		2-G5	283	59
	M15	181	35		2-E15	261	33		2-G8	286	52
	N5	187	45		2-F1	263	38				56
	N9	191	49		2-H11	305	12	SCREW, TAPPING, 5X20	N15	197	26
	2-B11	209	23		2-H12	306	9		2-D7	237	29
	2-D1	231	26	SCREW, TAPPING, 4X16		138	12		2-D11	241	31
	2-D4	234	28		K4	138	12		2-D13	243	35
	2-E5	251	16		K6	140	15		2-F9	271	64
	2-E15	261	19		K8	142	17	SCREW, TAPPING, 5X8	2-F9	271	64
	2-F1	263	21		2-C12	226	25		2-F13	275	65
			23	SCREW, TAPPING, 4X20	2-E15	261	34	SCREW, VISOR SETTING	M15	181	38
	2-G7	285	38		2-C9	223	14	SCREW, VISOR SPECIAL SETTING ..	M15	181	39
SCREW, SPECIAL, 5X14	L9	159	16		2-C10	224	18		N5	187	48
SCREW, SPECIAL, 6MM	N9	191	51		2-D7	237	27		N9	191	54
	2-C1	215	6		2-H2	296	5	SCREW, WASHER	2-G12	290	4
			8		2-H3	297	6				7
	2-C3	217	11	SCREW, TAPPING, 4X6	2-H4	298	7	SEAL SET	I1	104	4
	2-E15	261	22		2-E9	255	58	SEAL SET, FR. FORK	L11	161	27
	2-F1	263	27	SCREW, TAPPING, 5X10	2-E11	257	58				28
	2-G4	282	42		2-B2	200	9	SEAL SET, PISTON	L14	164	1
			43		2-B3	201	8				2
	2-G7	285	39		2-C2	216	15		L15	165	1
			40		2-C4	218	19				2
			41		2-C6	220	23		M8	174	1
SCREW, SPECIAL, 6X19	L9	159	13		2-G5	283	57				3
	N5	187	43	SCREW, TAPPING, 5X12	2-G8	286	54	SEAL, AIR DUCT	2-E15	261	13
	N9	191	48		K2	136	31		2-F1	263	13
SCREW, TAPPING, 3X10	K11	145	51		N10	192	13	SEAL, COVER	N10	192	7
			52		2-C6	220	24	SEAL, DUST	L12	162	46
SCREW, TAPPING, 3X12	K11	145	53		2-D7	237	28	SEAL, FR. FENDER	L9	159	28
	M16	182	44		2-D9	239	34	SEAL, POCKET	2-F2	264	4
	2-F3	265	29		2-D11	241	30	SEAL, POCKET ARM	2-F2	264	5
SCREW, TAPPING, 3X16	K6	140	14		2-D13	243	34	SEAL, RADIATOR CAP	2-D14	244	5
	K7	141	16		2-F9	271	54		2-D16	246	5
	L4	154	29			65	65	SEAL, SADDLEBAG	2-D13	243	26
SCREW, TAPPING, 3X8	K11	145	50		2-F13	275	53		2-E5	251	10
	L4	154	31						2-F10	272	10
SCREW, TAPPING, 4X10	K2	136	30		2-G5	283	58	SEAL, TRUNK PANEL	2-F10	272	10
	K4	138	11		2-G8	286	55	SEAL, VALVE STEM	H6	93	1
	M16	182	45		2-G15	293	34	SEAL, WATER PIPE	J5	124	23
	N5	187	56		2-H1	295	38		J14	133	2
			57		2-H11	305	13	SEAL, WATER PIPE, 22.5MM	J6	125	24
	N9	191	62			14	14		J14	133	2
			64		2-H12	306	10	SEAL, WINDSCREEN	2-E7	253	11
	2-E15	261	32						2-E10	256	11
	2-F1	263	37	SCREW, TAPPING, 5X14	2-C12	226	26	SEAL, WINKER LENS	2-B1	199	1
	2-F3	265	30		2-F13	275	68	SEAT COMP., BACK	N11	193	5
	2-F9	271	63	SCREW, TAPPING, 5X16	M16	182	46	SEAT COMP., DOUBLE	N11	193	1
	2-F13	275	64		N11	193	9	SEAT COMP., DOUBLE HEATED	N11	193	1
					N15	197	27	SEAT, CLUTCH SPRING	H15	102	16
								SEAT, JUDDER SPRING	H15	102	4

PART NAME INDEX

2-J16

Part name	Address	Page	Ref.	Part name	Address	Page	Ref.	Part name	Address	Page	Ref.
SEAT, SPRING	L10	160	10	SHIM G, PINION GEAR	M10	176	13	SPRING, HOLDER	2-E11	257	35
			11	SHIM G, RING GEAR	M11	177	14	SPRING, JUDDER	H15	102	15
SEAT, VALVE SPRING	H6	93	9	SHIM H, RING GEAR	M11	177	14	SPRING, LOCK KEY SETTING	M13	179	7
SENSOR ASSY., AIR TEMP	N15	197	19	SHIM I, RING GEAR	M11	177	14		N1	183	15
			20	SHIM J, RING GEAR	M11	177	14		N6	188	15
SENSOR ASSY., BANK ANGLE	K2	136	18	SHIM K, RING GEAR	M11	177	14		2-G9	287	1
SENSOR ASSY., G	2-H13	307	5	SHIM L, RING GEAR	M11	177	14	SPRING, LOST MOTION	I6	109	14
SENSOR ASSY., KNOCK	I13	116	16	SHIM M, RING GEAR	M11	177	14	SPRING, L. STEP RETURN	2-B10	208	8
SENSOR ASSY., MAP	J8	127	7	SHIM N, RING GEAR	M11	177	14	SPRING, OIL LOCK	L10	160	7
	2-D6	236	6	SHIM P, RING GEAR	M11	177	14	SPRING, PAD	L14	164	7
	2-D8	238	8	SHIM R, RING GEAR	M11	177	14		L15	165	8
	2-D10	240	5	SHIM S, RING GEAR	M11	177	14		M8	174	5
	2-D12	242	7	SHIM, TAPPET	H6	93	11	SPRING, PILLION STEP ADJUST			
SENSOR ASSY., SPEED	I13	116	20		H7	94	11	CLICK	2-B10	208	16
SENSOR ASSY., WATER TEMP	H3	90	11		H8	95	11	SPRING, POCKET LOCK CAM	N10	192	3
SENSOR, FR. WHEEL SPEED	L16	166	2	SNAP	2-G9	287	15		2-F3	265	24
			3	SOCKET	2-C10	224	7	SPRING, PROPELLER SHAFT	2-B13	211	3
SENSOR, L. AIR FUEL RATIO	2-B5	203	35				8	SPRING, REVERSE LEVER	I6	109	13
	2-B7	205	35		2-C11	225	11	SPRING, R. STEP RETURN	2-B10	208	4
SENSOR, OPEN AIR TEMPERATURE	2-F2	264	1	SOCKET COMP.	K1	135	11	SPRING, SIDE STAND	2-B12	210	11
SENSOR, RR. WHEEL SPEED	M9	175	1		2-C10	224	2	SPRING, SLAVE CYLINDER	H12	99	8
SENSOR, R. AIR FUEL RATIO	2-B5	203	34		2-C11	225	5	SPRING, SUPPORTER	K2	136	17
	2-B7	205	34				7	SPRING, SWITCH	M2	168	15
SENSOR, TEMPERATURE	2-E16	262	2	SOCKET COMP., HEADLIGHT	K1	135	8	SPRING, TRUNK POCKET	2-F8	270	33
SET ILLUST, L SIDE COVER	2-B1	199	7	SOCKET COMP., LICENSE LIGHT	2-C10	224	12		2-F12	274	33
	2-B2	200	7	SOCKET COMP., L.	2-C7	221	4	SPRING, VALVE	H6	93	7
SHAFT COMP., MAIN	J1	120	3	SOCKET COMP., R.	2-C7	221	2	SPROCKET, CAM	H9	96	2
SHAFT COMP., PROPELLER	2-B13	211	1	SPANNER, 10X12	2-E6	252	10	SPROCKET, OIL PUMP DRIVEN	I12	115	4
SHAFT, COUNTER	J1	120	6	SPANNER, 14X17	2-E6	252	11	SPROCKET, TIMING	H9	96	1
SHAFT, FINAL GEAR	I11	114	3	SPANNER, 8	2-E6	252	9	STAND COMP., MAIN	2-B12	210	3
SHAFT, REVERSE SHIFTER	I6	109	8	SPANNER, 8MM	2-E6	252	9	STATOR	I1	104	3
SHAFT, SHIFT FORK	J3	122	4	SPEAKER ASSY., TWEETER	2-G14	292	4	STAY ASSY., RETAINER	2-D9	239	22
SHAFT, WATER PUMP JOINT	H11	98	2		2-G16	294	6		2-D13	243	22
SHEET, INTAKE MANIFOLD	H3	90	10	SPEAKER UNIT, FR.	2-G12	290	11	STAY A, PGM-FI UNIT	2-D6	236	15
SHELTER ASSY., FR.	M15	181	21		2-G14	292	5	STAY A, UPPER COWL	2-F4	266	2
SHELTER SET, L. TOP	N9	191	43				6	STAY B, LID STOPPER	2-F15	277	11
SHELTER SET, R. TOP	N9	191	42	SPEAKER UNIT, RR.	2-G14	292	7		2-G6	284	12
SHELTER, CENTER TOP	N8	190	36		2-G16	294	7	STAY B, UPPER COWL	2-E8	254	28
SHELTER, L. FR.	N5	187	39	SPINDLE COMP., GEARSHIFT	J3	122	13		2-E11	257	28
	N8	190	39	SPINDLE COMP., RR. BRAKE	2-B9	207	4	STAY COMP., ABS MODULATOR	2-C15	229	11
SHELTER, L. TOP	N4	186	36	SPOILER, L. SIDE	H1	88	18	STAY COMP., METER MOUNTING	K5	139	10
	N5	187	36	SPOILER, R. SIDE	H1	88	15		K7	141	12
SHELTER, R. FR.	N5	187	38	SPRING	2-G9	287	14	STAY COMP., R. FR. BRAKE HOSE	K12	146	20
	N8	190	38	SPRING A, FR. POCKET	2-F3	265	21	STAY COMP., SADDLEBAG	2-G10	288	15
SHELTER, R. TOP	N4	186	35	SPRING A, MAIN STAND	2-B12	210	7		2-G11	289	14
SHELTER, TOP	M15	181	22	SPRING B, FR. POCKET	2-F3	265	22	STAY, 1	2-C11	225	2
SHIFTER, REVERSE	I6	109	6	SPRING B, MAIN STAND	2-B12	210	6	STAY, 2	2-C11	225	3
SHIM A, PINION GEAR	M10	176	13	SPRING, BRAKE RETURN	2-B9	207	5	STAY, ACTUATOR	2-D15	245	29
SHIM A, RING GEAR	M10	176	14	SPRING, CLUTCH	H15	102	18		2-E1	247	28
SHIM B, PINION GEAR	M10	176	13	SPRING, CLUTCH LIFTER	H15	102	13	STAY, ANTENNA	2-H12	306	7
SHIM B, RING GEAR	M10	176	14	SPRING, COIL	2-F2	264	2	STAY, AUDIO	2-G16	294	3
SHIM C, PINION GEAR	M10	176	13	SPRING, FINAL DAMPER	I11	114	5	STAY, AUTO CRUISE CONTROL	K2	136	23
SHIM C, RING GEAR	M10	176	14	SPRING, FR. FORK	L10	160	6	STAY, BATTERY SUPPORT	N12	194	17
SHIM D, PINION GEAR	M10	176	13	SPRING, FR. REBOUND	L10	160	18	STAY, CANISTER	I13	116	7
SHIM D, RING GEAR	M10	176	14	SPRING, GEARSHIFT DRUM STOPPER	J3	122	9	STAY, COUPLER	L3	153	2
SHIM E, PINION GEAR	M10	176	13	SPRING, GEARSHIFT RESET	J3	122	14	STAY, COUPLER CLIP	2-D15	245	28
SHIM E, RING GEAR	M10	176	14	SPRING, GEARSHIFT RETURN	J3	122	15	STAY, DUMMY COUPLER	2-H13	307	9
SHIM F, PINION GEAR	M10	176	13	SPRING, HOLDER	2-E8	254	35	STAY, FR. BRAKE HOSE CLAMP	K12	146	18
SHIM F, RING GEAR	M11	177	14								19



PART NAME INDEX

2-K 1

Part name	Address	Page	Ref.	Part name	Address	Page	Ref.	Part name	Address	Page	Ref.
STAY, FR. BRAKE PIPE	K12	146	16	SUB HARNESS, R. G SENSOR	2-H13	307	2	[T]			
			17	SUB HARNESS, R. INJECTOR	J12	131	5	TANK ASSY., RESERVE	2-D14	244	13
STAY, FR. SPEED SENSOR	L16	166	4	SUB HARNESS, R. SADDLEBAG	2-C16	230	11		2-D16	246	13
STAY, L. COWL SIDE PIPE	2-F4	266	7		2-D3	233	12	TANK COMP., FUEL	N12	194	3
STAY, L. ENGINE SIDE COVER ...	H2	89	29	SUB HARNESS, TAIL&TRUNK	2-C16	230	5	TAPE	2-F16	278	15
STAY, L. FR. BRAKE HOSE	K13	147	21	SUB HARNESS, TRUNK UNIT	2-C16	230	7	TAPE A, L. SLIDE	2-E8	254	15
STAY, L. FR. FENDER	L9	159	11		2-D3	233	8		2-E10	256	15
STAY, L. INJECTION COVER	H1	88	17	SUB HOSE A, BRAKE	K12	146	3	TAPE A, R. SLIDE	2-E7	253	7
STAY, L. VISOR	2-C7	221	7	SUB HOSE B, BRAKE	K12	146	4		2-E10	256	7
STAY, MASTER CYLINDER OIL CUP	M2	168	11	SUB HOSE C, BRAKE	K12	146	6	TAPE B, SLIDE	2-E7	253	8
STAY, MOTOR	2-B15	213	10				7		2-E10	256	8
STAY, PGM-FI UNIT	2-D6	236	14	SUB HOSE D, BRAKE	K12	146	8		2-E7	253	9
STAY, PRESSURE REGULATOR	J10	129	7	SUB HOSE E, BRAKE	M4	170	16	TAPE C, SLIDE	2-E7	253	9
STAY, P.C.V.	M5	171	25	SUB HOSE F, BRAKE	M4	170	18		2-E10	256	9
STAY, RECEIVER	2-H11	305	9	SUB HOSE G, BRAKE	K12	146	9	TENSIONER COMP., CAM CHAIN	H9	96	7
STAY, REVERSE RESISTOR	2-D6	236	19	SUB PIPE B, BRAKE	K12	146	5	TENSIONER PLATE COMP., CAM			
	2-D8	238	19	SUB PIPE C, BRAKE	M4	170	14	CHAIN	H9	96	6
	2-D10	240	17	SUB PIPE E, BRAKE	M4	170	17	TERMINAL SET	I1	104	8
	2-D12	242	19	SUB PIPE F, BRAKE	M4	170	12	THERMOSTAT	H11	98	5
STAY, R. COWL SIDE PIPE	2-F4	266	5	SUB PIPE G, BRAKE	M4	170	13	THREAD B, STEERING HEAD TOP ...	L5	155	14
STAY, R. ENGINE SIDE COVER ...	H2	89	28	SUB PIPE H, BRAKE	M4	170	15	THREAD COMP., STEERING HEAD			
	2-G10	288	8	SUB PIPE I, BRAKE	M4	170	19	TOP	L5	155	8
	2-G11	289	7	SUPPORT, RR. FENDER	2-C5	219	11	TIRE, FR.	L16	166	13
STAY, R. FR. FENDER	L9	159	8	SUPPORT, SENSOR	L5	155	2	TIRE, RR.	M9	175	6
STAY, R. INJECTION COVER	H1	88	14	SUSPENSION, SOLENOID VALVE	N16	198	4	TRANSMITTER ASSY.	L4	154	21
STAY, R. VISOR	2-C7	221	6	SUSPENSION, WINKER RELAY	2-D6	236	10				34
STAY, SHELTER CASE	2-D10	240	20		2-D8	238	12	TRANSMITTER ASSY., KEYLESS	L4	154	21
STAY, SHELTER SETTING	N12	194	16	SWINGARM ASSY., RR.	2-D10	240	9	TRANSMITTER ASSY., TRUNK LOCK			
STAY, SOLENOID	N16	198	3		2-D12	242	11	& OPEN	L4	154	21
STAY, THROTTLE WIRE SETTING ..	J8	127	3	SWITCH ASSY., AUDIO & HAZARD ..	N1	183	4	TRAY, AUTO CRUISE UNIT	2-D10	240	14
STAY, TOOL SETTING	2-G4	282	39		N6	188	4		2-D12	242	16
	2-G7	285	33	SWITCH ASSY., CHANGE	H12	99	12	TRAY, FUEL FILLER	N13	195	19
STAY, TOP SHELTER	2-G12	290	6	SWITCH ASSY., CLUTCH	L1	151	6				20
STEM SUB ASSY., STEERING	L5	155	7	SWITCH ASSY., CLUTCH CRUISE ...	L1	151	7	TUBE A, AIR INTAKE	N16	198	2
STOPPER COMP., GEARSHIFT DRUM	J3	122	8	SWITCH ASSY., COMBINATION &				TUBE A, BREATHER	N14	196	9
STOPPER, PROPELLER SHAFT	2-B13	211	6	LOCK	L3	153	5	TUBE A, RESERVE TANK	2-D14	244	11
STRAINER COMP., OIL	I12	115	6	SWITCH ASSY., FR. STOP &					2-D16	246	11
STRAP, CABLE, 105MM	2-C14	228	19	CRUISE	K15	149	1	TUBE B, BREATHER	N14	196	6
STRAP, CABLE, 118MM	2-D2	232	30	SWITCH ASSY., LEVELING	M13	179	4	TUBE B, RESERVE TANK	2-D14	244	12
			31				10		2-D16	246	12
	2-D11	241	26	SWITCH ASSY., METER	N1	183	10	TUBE C, BREATHER	N14	196	5
	2-E2	248	12	SWITCH ASSY., METER & HEATER ..	K4	138	1	TUBE, 12X42	I14	117	37
SUB HARNESS A, ENGINE	J12	131	3	SWITCH ASSY., NAVIGATION PANEL	N1	183	12	TUBE, 12X62	I13	116	13
SUB HARNESS, AIRBAG	2-H13	307	1		N6	188	10	TUBE, 12X70	I14	117	38
SUB HARNESS, AUDIO	2-D3	233	5	SWITCH ASSY., NEUTRAL	I13	116	19	TUBE, 14X50	2-D9	239	36
SUB HARNESS, AUDIO & HAZARD				SWITCH ASSY., OIL PRESSURE	I13	116	18		2-D13	243	37
SWITCH	2-G14	292	1	SWITCH ASSY., PASSENGER SEAT				TUBE, 3.5X290	J10	129	21
SUB HARNESS, ENGINE	J12	131	4	HEATER	2-F5	267	3	TUBE, 5.3X300	2-D15	245	40
SUB HARNESS, FAIRING	2-C16	230	4		2-F10	272	3		2-E1	247	36
	2-D3	233	4	SWITCH ASSY., STARTER MAGNETIC	2-C13	227	8	TUBE, 7.3X220	2-C4	218	21
SUB HARNESS, L. G SENSOR	2-H13	307	3						2-C6	220	28
SUB HARNESS, L. SADDLEBAG	2-C16	230	6	SWITCH ASSY., STARTER & STOP &				TUBE, 8X790	N13	195	27
	2-D3	233	7	CRUISE	K9	143	2	TUBE, 8X860	N13	195	27
SUB HARNESS, NAVIGATION	2-D3	233	5	SWITCH ASSY., WINKER & AUDIO ..	K9	143	15	TUBE, DRAIN	2-F10	272	1
	2-H11	305	2	SWITCH SET, RR. STOP & CRUISE ..	M2	168	1	TUBE, FUEL, 5.3X270	N13	195	25
SUB HARNESS, NAVIGATION UNIT ..	2-H11	305	3	SWITCH SET, SIDE STAND	2-B12	210	1	TUBE, FUEL, 5.3X810	N13	195	26
SUB HARNESS, RR.	2-D3	233	6					TUBE, LEVEL	2-D14	244	8
SUB HARNESS, RR. COMBINATION									2-D16	246	8
LIGHT	2-C11	225	1					TUBE, L. AIR INTAKE	I13	116	11

5

PART NAME INDEX

2-K 2

Part name	Address	Page	Ref.	Part name	Address	Page	Ref.	Part name	Address	Page	Ref.
TUBE, L. AIR INTAKE	I13	116	15	WASHER, 6X20	2-G4	282	49	WASHER, PLAIN, 8MM	2-B8	206	45
TUBE, R. AIR INTAKE	I13	116	10		2-G7	285	47		2-B11	209	27
			14		2-G13	291	30	WASHER, RUBBER	L9	159	6
TUBE, VINYL, 11X15X420	N15	197	28		2-G15	293	29				7
[U]					2-H1	295	32		2-H1	295	31
U-CLIP	2-G7	285	48	WASHER, 6.5X18	2-B5	203	43	WASHER, SEALING, 12MM	J10	129	15
[V]					2-B8	206	42	WASHER, SEALING, 6MM	H9	96	21
VALVE ASSY., CLUTCH REGULATOR	I4	107	9	WASHER, BUMPER BOLT	2-E9	255	44		J10	129	16
VALVE ASSY., DELAY	K13	147	25		2-E11	257	44		J14	133	2
VALVE ASSY., EX. AIR INJECTION	N16	198	5		2-G13	291	29	WASHER, SEALING, 6.5MM	J5	124	22
VALVE ASSY., PROPORTIONING					2-G15	293	28	WASHER, SEALING, 8MM	I14	117	28
CONTROL	M4	170	23	WASHER, CHAIN CASE SETTING	2-H1	295	30		J15	134	2
VALVE ASSY., RELIEF	I12	115	9		2-D15	245	33	WASHER, SHIFT DRUM STOPPER	H9	96	22
VALVE COMP., REED	I13	116	8	WASHER, DRAIN PLUG, 14MM	2-E1	247	31	WASHER, SPECIAL, 11X21X2.3	I14	117	27
VALVE SET, ROTARY AIR CONTROL	J8	127	2		H12	99	19	WASHER, SPECIAL, 12MM	H3	90	19
VALVE, EX.	H6	93	5		J15	134	2		J14	133	2
VALVE, IN.	H6	93	4	WASHER, DRUM STOPPER	M12	178	33	WASHER, SPECIAL, 8MM	L12	162	44
VALVE, OIL LOCK	L10	160	9		J3	122	21	WASHER, SPLINE, 25MM	H15	102	22
VALVE, RIM	L16	166	14	WASHER, FENDER MOUNTING	2-G4	282	48	WASHER, SPLINE, 28MM	I9	112	11
	M9	175	7		2-G7	285	46		J2	121	25
VISOR ASSY., FRESH AIR	2-E8	254	23	WASHER, FR. COVER SETTING	K6	140	11	WASHER, SPLINE, 30MM	J1	120	24
	2-E11	257	23		K7	141	13	WASHER, SPLINE, 30X36X1.5	J1	120	20
VISOR A, METER PANEL	2-E8	254	26	WASHER, GEARSHIFT DRUM SIDE	2-C6	220	32	WASHER, SPLINE, 32X17X1.667	J1	120	21
	2-E11	257	26	WASHER, HINGE SETTING	2-G2	280	27	WASHER, SPRING STOPPER	I11	114	8
VISOR B, METER PANEL	2-E8	254	27		2-G7	285	22	WASHER, SPRING, 40MM	H15	102	24
	2-E11	257	27	WASHER, INSULATOR	I3	106	7	WASHER, SPRING, 5MM	I3	106	17
[W]								WASHER, SPRING, 6MM	2-B5	203	47
WASHER	2-C14	228	17	WASHER, LOCK	L5	155	15		2-B8	206	46
	2-E9	255	48	WASHER, LOCK, 28MM	J2	121	27	WASHER, TANK SETTING	2-C14	228	23
	2-E11	257	48	WASHER, LOCK, 30MM	J2	121	26		N13	195	23
WASHER B, THRUST	I6	109	19	WASHER, LOCK, 8MM	J3	122	20		2-F9	271	53
WASHER B, THRUST, 22MM	J1	120	22	WASHER, NEUTRAL	I14	117	29	WASHER, THRUST, 11MM	I12	115	14
WASHER C, THRUST, 25MM	J1	120	23		J15	134	2	WASHER, THRUST, 28MM	J2	121	28
WASHER O-RING KIT A	J14	133	2	WASHER, NYLON, 8MM	2-E9	255	50	WASHER, THRUST, 5MM	2-E9	255	49
WASHER O-RING KIT B	J15	134	2		2-E11	257	50		2-E11	257	49
WASHER, 10.1MM	2-E9	255	47	WASHER, OIL BOLT	K13	147	37	WASHER, THRUST, 8.6X13X0.6	2-E9	255	52
	2-E11	257	47		K15	149	17		2-E11	257	52
WASHER, 10.5X27	H9	96	20	WASHER, PIVOT	K5	139	2	WASHER, WAVE, 10MM	2-E9	255	46
WASHER, 12.2X23X1.6	I6	109	21		K7	141	2		2-E11	257	46
WASHER, 12.2X39X4	I9	112	10	WASHER, PLAIN, 12MM	2-B13	211	13	WEIGHT B, HANDLE	L3	153	11
WASHER, 14.2X28X2.3	J3	122	22	WASHER, PLAIN, 3MM	2-F3	265	26	WEIGHT, BALANCE	L16	166	5
WASHER, 22X33	H15	102	23	WASHER, PLAIN, 5MM	L9	159	21		M9	175	5
WASHER, 22.1X36X2.6	I11	114	12		N11	193	10	WEIGHT, STEERING HANDLE	K10	144	36
WASHER, 22.2X35X2.6	I11	114	13	WASHER, PLAIN, 6MM	2-H11	305	15	WHEEL SUB ASSY., FR.	L16	166	12
WASHER, 24X8.5	2-B9	207	8		2-H12	306	12	WHEEL SUB ASSY., RR.	M9	175	4
WASHER, 6MM	I3	106	11		K6	140	17	WINDSCREEN	2-E7	253	3
	I6	109	20	WASHER, PLAIN, 8MM	K8	142	19		2-E10	256	3
WASHER, 6X20	2-D7	237	23		2-B5	203	45	WRENCH, BOX	2-E6	252	5
	2-D9	239	27		2-B8	206	44	WRENCH, EYE, 10X12	2-E6	252	12
	2-D11	241	23		2-C6	220	27	WRENCH, EYE, 14X17	2-E6	252	14
	2-D13	243	28		2-E9	255	63	WRENCH, HEX., 5MM	2-E6	252	7
	2-E9	255	51		2-E11	257	63	WRENCH, HEX., 6MM	2-E6	252	8
	2-E11	257	51		2-E15	261	36	WRENCH, PLUG	2-E6	252	6
					2-F1	263	40	WRENCH, PLUG,	2-E6	252	6



1

FOREWORD INDEX

2

ENGINE GROUP

3

FRAME GROUP

4

PART NUMBER INDEX

5

PART NAME INDEX

YUMBO-JP.COM

YUMBO-3R.COM

HONDA
The Power of Dreams

October 23, 2011



PARTS CATALOGUE NEWS

Honda Motor Co., Ltd.
Customer Service Technology Development Division

PARTS CATALOGUE - CORRECTED

Printed in Japan

CODE NO.	13MCA903
PARTS CATALOGUE NEWS	GOLD WING GL1800 9/A/C
NEWS NO.	001

Block No.	Ref. No.	Note	Part No.	Description	Reqd. QTY	Serial No.	Parts catalogue code
F-49-2	9	E	39150-MCA-S41	*PARTS NO. DELETION	GL1800 9 A		

YUMBO-JP.COM

NOTE A:PART NO. CHANGE D:NEWLY PROVIDED E:PART NO.DELETION K:REQUIRED NO. CORRECTION L:APPLICATION SERIAL NO. CORRECTION
T:APPLICATION CORRECTION Z:REMARKS CHANGE



PARTS CATALOGUE NEWS

Honda Motor Co., Ltd.
Customer Service Technology Development Division

PARTS CATALOGUE - CORRECTED

Printed in Japan

CODE NO.	13MCA903
PARTS CATALOGUE NEWS	GOLD WING GL1800 9/A/C
NEWS NO.	002

Block No.	Ref. No.	Note	Part No.	Description	Reqd. QTY			Serial No.	Parts catalogue code
					9	GL1800 A	C		
F-5	22	T	45600-MCC-016	CYLINDER ASSY., SECOND MASTER.	1	1	-		
		A	45600-MCC-026	-	-	1		
F-52-1	2	E	39201-MCA-G20	*PART NO. DELETION					
		E	39201-MCA-R71	*PART NO. DELETION					
		A	39201-MCA-R72	NAVIGATION UNIT.....	-	-	1	-----	2ED, 2F, 2U, 3E, S1

NOTE A:PART NO. CHANGE D:NEWLY PROVIDED E:PART NO.DELETION K:REQUIRED NO. CORRECTION L:APPLICATION SERIAL NO. CORRECTION
T:APPLICATION CORRECTION Z:REMARKS CHANGE



PARTS CATALOGUE NEWS

Honda Motor Co., Ltd.
Customer Service Technology Development Division

PARTS CATALOGUE - CORRECTED

Printed in Japan

CODE NO.	13MCA903
PARTS CATALOGUE NEWS	GOLD WING GL1800 9/A/C
NEWS NO.	003

Block No.	Ref. No.	Note	Part No.	Description	Reqd. QTY			Serial No.	Parts catalogue code
					9	GL1800 A	C		
F-24	1	T	18150-MCA-B60	PIPE COMP., R. EX.	1	-	-	-----	BR
		A	18150-MCA-B61	-	1	-	-----	BR
	2	T	18250-MCA-B60	PIPE COMP., L. EX.	1	-	-	-----	BR
		A	18250-MCA-B61	-	1	-	-----	BR

NOTE A:PART NO. CHANGE D:NEWLY PROVIDED E:PART NO.DELETION K:REQUIRED NO. CORRECTION L:APPLICATION SERIAL NO. CORRECTION
T:APPLICATION CORRECTION Z:REMARKS CHANGE



PARTS CATALOGUE NEWS

Honda Motor Co., Ltd.
Customer Service Technology Development Division

Printed in Japan

CODE NO.	13MCA903
PARTS CATALOGUE NEWS	GOLD WING GL1800 9/A/C
NEWS NO.	004

NEW MODEL GL1800C-2BR AND TH TYPES COMPONENT PARTS-MARKETED

This Parts News GL1800C-2BR and TH types parts exclusively and respectively are based GL1800C-KO type listed on the GOLD WING Parts Catalogue.

All other parts not listed herein are the same as GL1800C-KO type parts.

Model	Area code	Type	Applicable engine serial No.	Applicable frame serial No.	Applicable throttlebody identification No.
GL1800C	2BR	Brazil	SC47E-5000001~	JH2SC687*CK000001~	GQ68B A
	TH	Thailand	SC72E-5000001~	JH2SC72T*CK000001~	

GOLD WING (GL1800c).....2BR

No.	MODEL		GL1800C					
	COLOR		Graphite black	Pearl fadeless white	Applicable model		Applicable block No.	Ref. No.
	CODE		NH-B01	NH-341P	Initial applicable model	Final applicable model		
	Name of colored parts	Basic part No.	NHB01	NH341				
1	BODY COMP., FRAME	50100-MCA-S40	ZA	ZA			F-39	3
2	BODY, L.	88122-MCA-S40	ZC	ZB			F-31	12
3	BODY, L. ARMREST	82410-MCA-A60	ZA	ZA			F-45-1	45
4	BODY, L. SADDLEBAG	81411-MCA-S40	ZB	ZC			F-46-1	19
5	BODY, R.	88112-MCA-S40	ZC	ZB			F-31	9
6	BODY, R. ARMREST	82310-MCA-A60	ZA	ZA			F-45-1	41
7	BODY, R. SADDLEBAG	81211-MCA-S40	ZB	ZC			F-46-1	5
8	BOX, TRUNK	81111-MCA-S40	ZB	ZC			F-45-1	9
9	BRACKET, L. MAIN STEP	50614-MCA-S40	ZA	ZA			F-26	3
10	BRACKET, R. MAIN STEP	50613-MCA-S40	ZA	ZA			F-26	2
11	CAP, FR. SHELTER	83161-MCA-H50	ZA	ZA			F-19-2	68
12	CAP, L. TRUNK POCKET	82208-MCA-A60	ZA	ZA			F-45-1	70
13	CENTER ASSY., FR. SHELTER	83150-MCA-S40	ZA	ZA			F-19-2	25
14	CENTER COMP., TOP SHELTER	83170-MCA-S80	ZB	ZC			F-19-2	35
15	CLIP, PANEL FIXING	91549-MW0-790	ZA	ZA			F-33	21

GOLD WING (GL1800c).....2BR

No.	MODEL		GL1800C					
	COLOR		Graphite black	Pearl fadeless white	Applicable model		Applicable block No.	Ref. No.
	CODE		NH-B01	NH-341P	Initial applicable model	Final applicable model		
	Name of colored parts	Basic part No.	NHB01	NH341				
16	CLIP, PANEL FIXING	91549-MW0-790	ZA	ZA			F-42-1	35
17	COVER A, L. ARMREST	82420-MCA-A60	ZA	ZA			F-45-1	46
18	COVER A, R. ARMREST	82320-MCA-A60	ZA	ZA			F-45-1	42
19	COVER ASSY., L. SPEAKER	64245-MCA-A60	ZA	ZA			F-2	5
20	COVER ASSY., R. SPEAKER	64235-MCA-A60	ZA	ZA			F-2	3
21	COVER B, L. ARMREST	82430-MCA-S40	ZA	ZA			F-45-1	47
22	COVER B, R. ARMREST	82330-MCA-S40	ZA	ZA			F-45-1	43
23	COVER SET, FR. FORK	61100-MCA-S40	ZA	ZA			F-10	26
24	COVER SET, L. FR. FENDER	61120-MCA-S80	ZA	ZA			F-10	12
25	COVER SET, L. RR. SADDLEBAG	80120-MCA-S40	ZB	ZC			F-30-2	9
26	COVER SET, L. SIDE	83700-MCA-S40	ZB	ZC			F-23-1	6
27	COVER SET, R. FR. FENDER	61110-MCA-S80	ZA	ZA			F-10	9
28	COVER SET, R. RR. SADDLEBAG	80110-MCA-S40	ZB	ZC			F-30-2	8
29	COVER SET, R. SIDE	83600-MCA-S40	ZB	ZC			F-23-1	3
30	COVER, L. HEADLIGHT SIDE	64296-MCA-S40	ZA	ZA			F-42-1	11

GOLD WING (GL1800c).....2BR

No.	MODEL		GL1800C					
	COLOR		Graphite black	Pearl fadeless white	Applicable model		Applicable block No.	Ref. No.
	CODE		NH-B01	NH-341P	Initial applicable model	Final applicable model		
	Name of colored parts	Basic part No.	NHB01	NH341				
31	COVER, L. PILLION STEP HOLDER	50741-MCA-000	ZB	ZB			F-39	9
32	COVER, L. PILLION STEP UNDER	50817-MCA-000	ZB	ZB			F-26	19
33	COVER, L. PIVOT PLATE	50415-MCA-000	ZA	ZA			F-39	7
34	COVER, L. POCKET	64425-MCA-S40	ZA	ZA			F-43	17
35	COVER, L. TRUNK LOWER	81148-MCA-S40	ZB	ZC			F-45-1	18
36	COVER, L. WELD BEAD	83713-MCA-S40	ZA	ZA			F-39	13
37	COVER, R. HEADLIGHT SIDE	64286-MCA-S40	ZA	ZA			F-42-1	8
38	COVER, R. PILLION STEP HOLDER	50740-MCA-000	ZB	ZB			F-39	8
39	COVER, R. PILLION STEP UNDER	50717-MCA-000	ZB	ZB			F-26	12
40	COVER, R. PIVOT PLATE	50410-MCA-000	ZA	ZA			F-39	6
41	COVER, R. TRUNK LOWER	81143-MCA-S40	ZB	ZC			F-45-1	17
42	COVER, R. WELD BEAD	83613-MCA-S40	ZA	ZA			F-39	12
43	COVER, TRUNK LOWER	81141-MCA-S40	ZB	ZC			F-45-1	16
44	COWL SET, L. MIDDLE	64290-MCA-S40	ZA	ZA			F-42-1	9
45	COWL SET, R. MIDDLE	64280-MCA-S40	ZA	ZA			F-42-1	6

GOLD WING (GL1800c).....2BR

No.	MODEL		GL1800C					
	COLOR		Graphite black	Pearl fadeless white	Applicable model		Applicable block No.	Ref. No.
	CODE		NH-B01	NH-341P	Initial applicable model	Final applicable model		
	Name of colored parts	Basic part No.	NHB01	NH341				
46	COWL, FR. CENTER	64216-MCA-000	YK	YL			F-42-1	5
47	COWL, FR. LOWER	64302-MCA-S40	ZA	ZA			F-42-1	12
48	COWL, L. SIDE	64292-MCA-S40	ZB	ZC			F-42-1	10
49	COWL, R. SIDE	64282-MCA-S40	ZB	ZC			F-42-1	7
50	COWL, RR. CENTER SADDLEBAG	81501-MCA-S40	ZB	ZC			F-46-1	24
51	CUSHION, L. ARMREST	82440-MCA-A60	ZA	ZA			F-45-1	48
52	CUSHION, R. ARMREST	82340-MCA-A60	ZA	ZA			F-45-1	44
53	FENDER A, RR.	80106-MCA-S40	ZA	ZA			F-30-2	7
54	FENDER B, FR.	61103-MCA-A80	ZV	ZW			F-10	3
55	FENDER COMP., FR.	61000-MCA-S40	ZC	ZB			F-10	25
56	GARNISH SET, SCREEN	64120-MCA-S40	ZB	ZC			F-41-1	10
57	GRIP, L. PASSENGER	84155-MCA-000	ZA	ZA			F-20	7
58	GRIP, R. PASSENGER	84150-MCA-000	ZA	ZA			F-20	6
59	HINGE, L. POCKET	64412-MCA-S40	ZA	ZA			F-43	12
60	LEVER, TRUNK POCKET	82160-MCA-A60	ZA	ZA			F-45-1	34

GOLD WING (GL1800c).....2BR

No.	MODEL		GL1800C					
	COLOR		Graphite black	Pearl fadeless white	Applicable model		Applicable block No.	Ref. No.
	CODE		NH-B01	NH-341P	Initial applicable model	Final applicable model		
	Name of colored parts	Basic part No.	NHB01	NH341				
61	LID SET, TRUNK	81125-MCA-A60	YC	YD			F-45-1	12
62	LID, L. SADDLEBAG	81421-MCA-S40	ZB	ZC			F-46-1	20
63	LID, L. TRUNK POCKET	82220-MCA-A60	ZA	ZA			F-45-1	39
64	LID, R. SADDLEBAG	81221-MCA-S40	ZB	ZC			F-46-1	6
65	LID, R. TRUNK POCKET	82120-MCA-A60	ZA	ZA			F-45-1	30
66	LID, SHELTER	83153-MCA-S40	ZB	ZC			F-19-2	26
67	MIRROR ASSY., L. BACK	88120-MCA-B21	ZB	ZC			F-31	11
68	MIRROR ASSY., R. BACK	88110-MCA-B21	ZB	ZC			F-31	8
69	MODULE KIT, AIRBAG	06770-MCA-880	ZA	ZA			F-54	1
70	MOLDING, L. COWL TRIM	64214-MCA-S40	ZA	ZA			F-19-2	18
71	MOLDING, R. COWL TRIM	64204-MCA-S40	ZA	ZA			F-19-2	17
72	OUTER, L. TRUNK POCKET	82211-MCA-A60	ZA	ZA			F-45-1	37
73	OUTER, R. TRUNK POCKET	82111-MCA-A60	ZA	ZA			F-45-1	28
74	PANEL ASSY., METER	64240-MCA-880	ZA	ZA			F-2	4
75	PANEL, L. SHELTER TOP	83192-MCA-S40	ZA	ZA			F-19-2	41

GOLD WING (GL1800c).....2BR

No.	MODEL		GL1800C					
	COLOR		Graphite black	Pearl fadeless white	Applicable model		Applicable block No.	Ref. No.
	CODE		NH-B01	NH-341P	Initial applicable model	Final applicable model		
	Name of colored parts	Basic part No.	NHB01	NH341				
76	PANEL, R. SHELTER TOP	83191-MCA-S40	ZA	ZA			F-19-2	40
77	PROTECTOR ASSY., L. EX.	18455-MCA-A20	ZA	ZA			F-24	33
78	PROTECTOR ASSY., R. EX.	18355-MCA-A20	ZA	ZA			F-24	19
79	SHELTER SET, L. TOP	83194-MCA-S40	ZB	ZC			F-19-2	43
80	SHELTER SET, R. TOP	83193-MCA-S40	ZB	ZC			F-19-2	42
81	SHELTER, L. FR.	83178-MCA-S40	ZA	ZA			F-19-2	39
82	SHELTER, R. FR.	83177-MCA-S40	ZA	ZA			F-19-2	38
83	SWITCH ASSY., LEVELING	35820-MCA-R61	ZA	ZA			F-19-2	10
84	VISOR A, METER PANEL	64255-MCA-S40	ZA	ZA			F-41-1	26
85	VISOR B, METER PANEL	64265-MCA-A60	ZA	ZA			F-41-1	27

GOLD WING (GL1800c).....TH

No.	MODEL		GL1800C				
	COLOR		Pearl fadeless white	Applicable model		Applicable block No.	Ref. No.
	CODE		NH-341P	Initial applicable model	Final applicable model		
	Name of colored parts	Basic part No.	NH341				
1	BODY COMP., FRAME	50100-MCA-S40	ZA			F-39	3
2	BODY, L.	88122-MCA-S40	ZB			F-31	12
3	BODY, L. ARMREST	82410-MCA-A60	ZA			F-45-1	45
4	BODY, L. SADDLEBAG	81411-MCA-S40	ZC			F-46-1	19
5	BODY, R.	88112-MCA-S40	ZB			F-31	9
6	BODY, R. ARMREST	82310-MCA-A60	ZA			F-45-1	41
7	BODY, R. SADDLEBAG	81211-MCA-S40	ZC			F-46-1	5
8	BOX, TRUNK	81111-MCA-S40	ZC			F-45-1	9
9	BRACKET, L. MAIN STEP	50614-MCA-S40	ZA			F-26	3
10	BRACKET, R. MAIN STEP	50613-MCA-S40	ZA			F-26	2
11	CENTER ASSY., FR. SHELTER	83150-MCA-S40	ZA			F-19-2	25
12	CENTER COMP., TOP SHELTER	83170-MCA-S80	ZC			F-19-2	35
13	CLIP, PANEL FIXING	91549-MW0-790	ZA			F-33	21
14	CLIP, PANEL FIXING	91549-MW0-790	ZA			F-42-1	35
15	COVER A, L. ARMREST	82420-MCA-A60	ZA			F-45-1	46

GOLD WING (GL1800c).....TH

No.	MODEL		GL1800C				
	COLOR		Pearl fadeless white	Applicable model		Applicable block No.	Ref. No.
	CODE		NH-341P	Initial applicable model	Final applicable model		
	Name of colored parts	Basic part No.	NH341				
16	COVER A, R. ARMREST	82320-MCA-A60	ZA			F-45-1	42
17	COVER ASSY., L. SPEAKER	64245-MCA-A60	ZA			F-2	5
18	COVER ASSY., R. SPEAKER	64235-MCA-A60	ZA			F-2	3
19	COVER B, L. ARMREST	82430-MCA-S40	ZA			F-45-1	47
20	COVER B, R. ARMREST	82330-MCA-S40	ZA			F-45-1	43
21	COVER SET, FR. FORK	61100-MCA-S40	ZA			F-10	26
22	COVER SET, L. FR. FENDER	61120-MCA-S80	ZA			F-10	12
23	COVER SET, L. RR. SADDLEBAG	80120-MCA-S40	ZC			F-30-2	9
24	COVER SET, L. SIDE	83700-MCA-S40	ZC			F-23-1	6
25	COVER SET, R. FR. FENDER	61110-MCA-S80	ZA			F-10	9
26	COVER SET, R. RR. SADDLEBAG	80110-MCA-S40	ZC			F-30-2	8
27	COVER SET, R. SIDE	83600-MCA-S40	ZC			F-23-1	3
28	COVER, L. HEADLIGHT SIDE	64296-MCA-S40	ZA			F-42-1	11
29	COVER, L. PILLION STEP HOLDER	50741-MCA-000	ZB			F-39	9
30	COVER, L. PILLION STEP UNDER	50817-MCA-000	ZB			F-26	19

GOLD WING (GL1800c).....TH

No.	MODEL		GL1800C				
	COLOR		Pearl fadeless white	Applicable model		Applicable block No.	Ref. No.
	CODE		NH-341P	Initial applicable model	Final applicable model		
	Name of colored parts	Basic part No.	NH341				
31	COVER, L. PIVOT PLATE	50415-MCA-000	ZA			F-39	7
32	COVER, L. POCKET	64425-MCA-S40	ZA			F-43	17
33	COVER, L. TRUNK LOWER	81148-MCA-S40	ZC			F-45-1	18
34	COVER, L. WELD BEAD	83713-MCA-S40	ZA			F-39	13
35	COVER, LOWER VENT ADJUSTER LEVER	83161-MCA-S40	ZA			F-19-2	31
36	COVER, R. HEADLIGHT SIDE	64286-MCA-S40	ZA			F-42-1	8
37	COVER, R. PILLION STEP HOLDER	50740-MCA-000	ZB			F-39	8
38	COVER, R. PILLION STEP UNDER	50717-MCA-000	ZB			F-26	12
39	COVER, R. PIVOT PLATE	50410-MCA-000	ZA			F-39	6
40	COVER, R. TRUNK LOWER	81143-MCA-S40	ZC			F-45-1	17
41	COVER, R. WELD BEAD	83613-MCA-S40	ZA			F-39	12
42	COVER, TRUNK LOWER	81141-MCA-S40	ZC			F-45-1	16
43	COWL SET, L. MIDDLE	64290-MCA-S40	ZA			F-42-1	9
44	COWL SET, R. MIDDLE	64280-MCA-S40	ZA			F-42-1	6
45	COWL, FR. CENTER	64216-MCA-000	YL			F-42-1	5

GOLD WING (GL1800c).....TH

No.	MODEL		GL1800C				
	COLOR		Pearl fadeless white	Applicable model		Applicable block No.	Ref. No.
	CODE		NH-341P	Initial applicable model	Final applicable model		
	Name of colored parts	Basic part No.	NH341				
46	COWL, FR. LOWER	64302-MCA-S40	ZA			F-42-1	12
47	COWL, L. SIDE	64292-MCA-S40	ZC			F-42-1	10
48	COWL, R. SIDE	64282-MCA-S40	ZC			F-42-1	7
49	COWL, RR. CENTER SADDLEBAG	81501-MCA-S40	ZC			F-46-1	24
50	CUSHION, L. ARMREST	82440-MCA-A60	ZA			F-45-1	48
51	CUSHION, R. ARMREST	82340-MCA-A60	ZA			F-45-1	44
52	FENDER A, RR.	80106-MCA-S40	ZA			F-30-2	7
53	FENDER B, FR.	61103-MCA-A80	ZW			F-10	3
54	FENDER COMP., FR.	61000-MCA-S40	ZB			F-10	25
55	GARNISH SET, SCREEN	64120-MCA-S40	ZC			F-41-1	10
56	GRIP, L. PASSENGER	84155-MCA-000	ZA			F-20	7
57	GRIP, R. PASSENGER	84150-MCA-000	ZA			F-20	6
58	HINGE, L. POCKET	64412-MCA-S40	ZA			F-43	12
59	LEVER, TRUNK POCKET	82160-MCA-A60	ZA			F-45-1	34
60	LID COMP., L. EX. PIPE PROTECTOR	18435-MCA-A70	ZA			F-24-1	32

GOLD WING (GL1800c).....TH

No.	MODEL		GL1800C				
	COLOR		Pearl fadeless white	Applicable model		Applicable block No.	Ref. No.
	CODE		NH-341P	Initial applicable model	Final applicable model		
	Name of colored parts	Basic part No.	NH341				
61	LID COMP., R. EX. PIPE PROTECTOR	18335-MCA-A70	ZA			F-24-1	17
62	LID SET, TRUNK	81125-MCA-A60	YD			F-45-1	12
63	LID, L. SADDLEBAG	81421-MCA-S40	ZC			F-46-1	20
64	LID, L. TRUNK POCKET	82220-MCA-A60	ZA			F-45-1	39
65	LID, R. SADDLEBAG	81221-MCA-S40	ZC			F-46-1	6
66	LID, R. TRUNK POCKET	82120-MCA-A60	ZA			F-45-1	30
67	LID, SHELTER	83153-MCA-S40	ZC			F-19-2	26
68	MIRROR ASSY., L. BACK	88120-MCA-B21	ZC			F-31	11
69	MIRROR ASSY., R. BACK	88110-MCA-B21	ZC			F-31	8
70	MODULE KIT, AIRBAG	06770-MCA-940	ZA			F-54	1
71	MOLDING, L. COWL TRIM	64214-MCA-S40	ZA			F-19-2	18
72	MOLDING, R. COWL TRIM	64204-MCA-S40	ZA			F-19-2	17
73	OUTER, L. TRUNK POCKET	82211-MCA-A60	ZA			F-45-1	37
74	OUTER, R. TRUNK POCKET	82111-MCA-A60	ZA			F-45-1	28
75	PANEL ASSY., METER	64240-MCA-S40	ZA			F-2	4

GOLD WING (GL1800c).....TH

No.	MODEL		GL1800C				
	COLOR		Pearl fadeless white	Applicable model		Applicable block No.	Ref. No.
	CODE		NH-341P	Initial applicable model	Final applicable model		
	Name of colored parts	Basic part No.	NH341				
76	PANEL, L. SHELTER TOP	83192-MCA-S40	ZA			F-19-2	41
77	PANEL, R. SHELTER TOP	83191-MCA-S40	ZA			F-19-2	40
78	PROTECTOR ASSY., L. EX. PIPE	18430-MCA-A70	ZA			F-24-1	31
79	PROTECTOR ASSY., R. EX. PIPE	18330-MCA-A70	ZA			F-24-1	14
80	SHELTER SET, L. TOP	83194-MCA-S40	ZC			F-19-2	43
81	SHELTER SET, R. TOP	83193-MCA-S40	ZC			F-19-2	42
82	SHELTER, L. FR.	83178-MCA-S40	ZA			F-19-2	39
83	SHELTER, R. FR.	83177-MCA-S40	ZA			F-19-2	38
84	SWITCH ASSY., LEVELING	35820-MCA-R61	ZA			F-19-2	10
85	VISOR A, METER PANEL	64255-MCA-S40	ZA			F-41-1	26
86	VISOR B, METER PANEL	64265-MCA-A60	ZA			F-41-1	27

PARTS CATALOGUE NEWS

BOOKNo. : 13MCA903

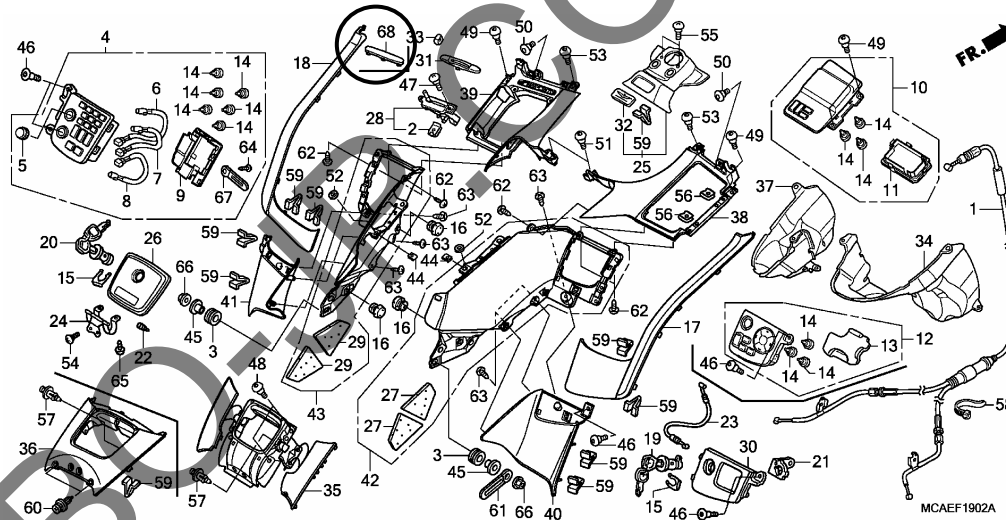
Block No.	Ref. No.	Part No.	Description	Reqd. QTY			Base Part No.	Parts catalogue code
				9	GL1800 A	C		
E-6	3	11391-MCA-010	GASKET, TRANSMISSION COVER.	-	-	1	11391-MCA-000	2BR, TH
	5	11524-MCA-010	GASKET, FR. COVER.	-	-	1	11524-MCA-000	2BR, TH
E-7	1	11351-MCA-010	GASKET, CLUTCH COVER.	-	-	1	11351-MCA-000	2BR, TH
E-11	3	21112-MCA-010	GASKET, RR. CASE.	-	-	1	21112-MCA-000	2BR, TH
F-1	4	33102-MCA-B01	HEADLIGHT UNIT, R.	-	-	1	33102-MCA-B21	TH
	14	33152-MCA-B01	HEADLIGHT UNIT, L.	-	-	1	33152-MCA-B21	TH
F-2	1	35400-MCA-A61	SWITCH ASSY., METER.	-	-	1		2BR
	2		SWITCH ASSY., METER & HEATER.	-	-	0	35400-MCA-H01	2BR
	4	64240-MCA-880ZA	PANEL ASSY., METER *NH312M* MAT CYNOS GRAY METALLIC	-	-	1	64240-MCA-S40ZA	2BR
F-4	2	35130-MCA-881	SWITCH ASSY., STARTER & STOP & CRUISE	-	-	1	35130-MCA-S41	2BR
	7		CLAMPER, CORD.	-	-	0	35135-MCA-A70	2BR
	15	35200-MCA-881	SWITCH ASSY., WINKER & AUDIO.	-	-	1	35200-MCA-981	2BR
	37	53145-MCA-000	GRIP COMP., R.	-	-	1		2BR
	38		GRIP COMP., R. HEATED.	-	-	0	53165-MCA-A72	2BR
	39	53166-MCA-A74	GRIP COMP., L. HEATED.	-	-	1	53166-MCA-A73	TH
			GRIP COMP., L. HEATED.	-	-	0	53166-MCA-A73	2BR
	40	53166-MCA-000	GRIP, L. HANDLE.	-	-	1		2BR
	47		SCREW-WASHER, 4X8.	-	-	0	93893-04008-17	2BR
	48		SCREW-WASHER, 4X8.	-	-	0	93893-04008-17	2BR
F-10	3	FENDER B, FR. *NHB01* GRAPHITE BLACK	-	-	0	61103-MCA-A80ZV	TH	
		FENDER B, FR. *R345C* CANDY ALIZARIN RED	-	-	0	61103-MCA-A80ZX	2BR, TH	

PARTS CATALOGUE NEWS

BOOKNo. : 13MCA903

Block No.	Ref. No.	Part No.	Description	Reqd. QTY			Base Part No.	Parts catalogue code
				9	A	C		
	25		FENDER COMP., FR. (A) *R345C*... CANDY ALIZARIN RED	-	-	0	61000-MCA-S40ZA	2BR, TH
			FENDER COMP., FR. (A) *NHB01*... GRAPHITE BLACK	-	-	0	61000-MCA-S40ZC	TH

F-19-2 SHELTER (GL1800C)



F-19-2	1		CABLE COMP., EX. PIPE PROTECTOR ADJUSTING	-	-	0	18337-MCA-S40	2BR
	2		NUT, SETTING (6MM).....	-	-	0	19014-KEA-003	2BR
	26		LID, SHELTER *NHB01*... GRAPHITE BLACK	-	-	0	83153-MCA-S40ZB	TH
			LID, SHELTER *R345C*... CANDY ALIZARIN RED	-	-	0	83153-MCA-S40ZD	2BR, TH
	28		LEVER ASSY., LOWER VENT ADJUSTER	-	-	0	83155-MCA-A70	2BR
	31		COVER, LOWER VENT ADJUSTER LEVER *NH1*... BLACK	-	-	0	83161-MCA-S40ZA	2BR

PARTS CATALOGUE NEWS

BOOKNo. : 13MCA903

Block No.	Ref. No.	Part No.	Description	Reqd. QTY			Base Part No.	Parts catalogue code
				9	A	C		
	33		KNOB, LOWER VENT ADJUSTER LEVER	-	-	0	83163-MCA-A70	2BR
	35		CENTER COMP., TOP SHELTER *NHB01*..... GRAPHITE BLACK	-	-	0	83170-MCA-S80ZB	TH
			CENTER COMP., TOP SHELTER *R345C*.... CANDY ALIZARIN RED	-	-	0	83170-MCA-S80ZD	2BR, TH
	42		SHELTER SET, R. TOP *NHB01*..... GRAPHITE BLACK	-	-	0	83193-MCA-S40ZB	TH
			SHELTER SET, R. TOP *R345C*.... CANDY ALIZARIN RED	-	-	0	83193-MCA-S40ZD	2BR, TH
	43		SHELTER SET, L. TOP *NHB01*..... GRAPHITE BLACK	-	-	0	83194-MCA-S40ZB	TH
			SHELTER SET, L. TOP *R345C*.... CANDY ALIZARIN RED	-	-	0	83194-MCA-S40ZD	2BR, TH
	47		BOLT, FR. DISK.....	-	-	0	90103-MN9-000	2BR
	58		BAND, WIRE, 165MM (BLACK).....	-	-	0	90651-KV6-003	2BR
	68	83161-MCA-H50ZA	CAP, FR. SHELTER *NH1*..... BLACK	-	-	1		2BR
F-20	1	77200-MCA-881	SEAT COMP., DOUBLE.....	-	-	1	77200-MCA-S41	2BR
	5	77500-MCA-881	SEAT COMP., BACK.....	-	-	1	77500-MCA-S41	2BR
F-23-1	3		COVER SET, R. SIDE (WL) *NHB01*..... GRAPHITE BLACK	-	-	0	83600-MCA-S40ZB	TH
			COVER SET, R. SIDE (WL) *R345C*.... CANDY ALIZARIN RED	-	-	0	83600-MCA-S40ZD	2BR, TH
	6		COVER SET, L. SIDE (WL) *NHB01*..... GRAPHITE BLACK	-	-	0	83700-MCA-S40ZB	TH
			COVER SET, L. SIDE (WL) *R345C*.... CANDY ALIZARIN RED	-	-	0	83700-MCA-S40ZD	2BR, TH
F-24	1	18150-MCA-B61	PIPE COMP., R. EX.....	-	-	1		2BR
	2	18250-MCA-B61	PIPE COMP., L. EX.....	-	-	1		2BR

PARTS CATALOGUE NEWS

BOOKNo. : 13MCA903

Block No.	Ref. No.	Part No.	Description	Reqd. QTY			Base Part No.	Parts catalogue code
				9	GL1800 A	C		
	3	18291-MN5-650	GASKET, EX. PIPE.....	-	-	6	2BR	
	4	18293-MCA-A20	RUBBER, PROTECTOR PACKING.....	-	-	13	2BR	
	5	18293-MCA-780	PACKING, PROTECTOR.....	-	-	12	2BR	
	6	18305-MCA-D30	MUFFLER COMP., R.....	-	-	1	2BR	
	7	18313-MCA-A20	PLATE COMP., MUFFLER.....	-	-	1	2BR	
	8	18314-MCA-A20	GROMMET, MUFFLER COVER.....	-	-	1	2BR	
	9	18316-MCA-A60	PIECE, R. TAIL.....	-	-	1	2BR	
	10	18317-MCA-A20	PROTECTOR, R. RR. EX. PIPE....	-	-	1	2BR	
	11	18318-MCA-000	PROTECTOR B, FR. R. EX. PIPE..	-	-	1	2BR	
	12	18321-MCA-000	RUBBER A, R. HEAT GUARD.....	-	-	1	2BR	
	13	18323-MCA-000	RUBBER B, R. HEAT GUARD.....	-	-	1	2BR	
	14	18329-MCA-A20	RUBBER C.....	-	-	1	2BR	
	15	18332-MCA-A20	RUBBER D.....	-	-	1	2BR	
	16	18333-MCA-000	PROTECTOR, HEAT.....	-	-	2	2BR	
	17	18336-MCA-A60	PIECE, L. TAIL.....	-	-	1	2BR	
	18	18338-MCA-000	PROTECTOR, HEAT SUB.....	-	-	1	2BR	
	19	18355-MCA-A20ZA	PROTECTOR ASSY., R. EX. *NH168M* VERNIER GRAY METALLIC	-	-	1	2BR	
	20	18376-MT3-000	BAND, R. MUFFLER.....	-	-	2	2BR	
	21	18377-MT3-000	BAND, L. MUFFLER.....	-	-	1	2BR	
	22	18392-MCA-S40	PACKING, MUFFLER(43MM).....	-	-	3	2BR	
	23	18405-MCA-D30	MUFFLER COMP., L.....	-	-	1	2BR	
	24	18417-MCA-A20	PROTECTOR, L. RR. EX. PIPE....	-	-	1	2BR	
	25	18418-MCA-000	PROTECTOR B, FR. L. EX. PIPE..	-	-	1	2BR	

PARTS CATALOGUE NEWS

BOOKNo. : 13MCA903

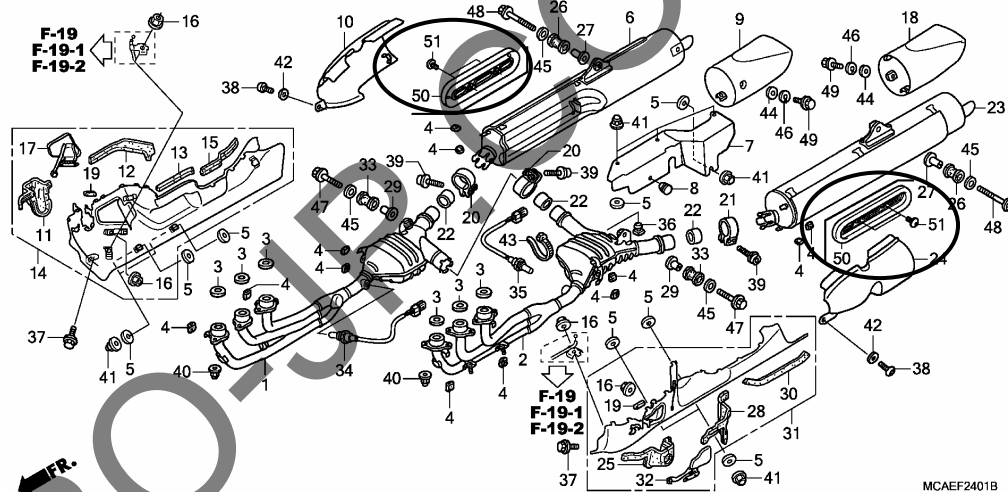
Block No.	Ref. No.	Part No.	Description	Reqd. QTY			Base Part No.	Parts catalogue code
				9	GL1800 A	C		
	26	18421-MCA-000	RUBBER A, L. HEAT GUARD.....	-	-	1	2BR	
	27	18421-MN5-000	RUBBER, MUFFLER MOUNTING.....	-	-	2	2BR	
	28	18422-MN5-000	COLLAR, MUFFLER MOUNTING.....	-	-	2	2BR	
	29	18423-MCA-000	RUBBER B, L. HEAT GUARD.....	-	-	1	2BR	
	30	18424-MN5-000	COLLAR, CHAMBER MOUNTING.....	-	-	2	2BR	
	31	18429-MCA-A20	RUBBER E.....	-	-	1	2BR	
	32	18441-MCA-A20	RUBBER, EX. PIPE.....	-	-	2	2BR	
	33	18455-MCA-A20ZA	PROTECTOR ASSY., L. EX. *NH168M* VERNIER GRAY METALLIC	-	-	1	2BR	
	34	36533-MCA-A71	SENSOR, R. AIR FUEL RATIO.....	-	-	1	2BR	
	35	36534-MCA-A71	SENSOR, L. AIR FUEL RATIO.....	-	-	1	2BR	
	36	50524-MG9-000	RUBBER, STAND STOPPER.....	-	-	1	2BR	
	37	90004-GHB-600	BOLT, FLANGE, 6X10 (NSHF).....	-	-	4	2BR	
	38	90011-HN0-A00	BOLT, FLANGE, 6X10.....	-	-	2	2BR	
	39	90112-MCA-000	BOLT, SPECIAL, 6X12.....	-	-	2	2BR	
	40	90130-MCA-000	BOLT, FLANGE SOCKET, 8X35.....	-	-	6	2BR	
	41	90304-HB3-771	NUT, SPECIAL, 6MM.....	-	-	12	2BR	
	42	90308-MT8-000	NUT, CAP, 6MM.....	-	-	8	2BR	
	43	90545-323-700	WASHER, 6.5X18.....	-	-	2	2BR	
	44	90650-KV6-003	BAND, WIRE, 95MM.....	-	-	1	2BR	
	45	94101-06000	WASHER, PLAIN, 6MM.....	-	-	6	2BR	
	46	94103-08000	WASHER, PLAIN, 8MM.....	-	-	4	2BR	
	47	94111-06000	WASHER, SPRING, 6MM.....	-	-	6	2BR	
	48	95701-08045-00	BOLT, FLANGE, 8X45.....	-	-	2	2BR	

PARTS CATALOGUE NEWS

BOOKNo. : 13MCA903

Block No.	Ref. No.	Part No.	Description	Reqd. QTY			Base Part No.	Parts catalogue code
				9	A	C		
	49	95701-08055-02	BOLT, FLANGE, 8X55.....	-	-	2	2BR	
	50	96001-06012-00	BOLT, FLANGE, 6X12.....	-	-	6	2BR	

F-24-1 EXHAUST MUFFLER (EXCEPT GL1800-BR)



MCAEF2401B

F-24-1	1		PIPE COMP., R. EX.....	-	-	0	18150-MCA-K31	2BR
	2		PIPE COMP., L. EX.....	-	-	0	18250-MCA-K31	2BR
	3		GASKET, EX. PIPE.....	-	-	0	18291-MN5-650	2BR
	4		RUBBER, PROTECTOR PACKING.....	-	-	0	18293-MCA-A20	2BR
	5		PACKING, PROTECTOR.....	-	-	0	18293-MCA-780	2BR
	6	18305-MCA-940	MUFFLER COMP., R.....	-	-	1	18305-MCA-W00	TH
			MUFFLER COMP., R.....	-	-	0	18305-MCA-W00	2BR
	7		PLATE COMP., MUFFLER.....	-	-	0	18313-MCA-A20	2BR
	8		GROMMET, MUFFLER COVER.....	-	-	0	18314-MCA-A20	2BR
	9		PIECE, R. TAIL.....	-	-	0	18316-MCA-A60	2BR

PARTS CATALOGUE NEWS

BOOKNo. : 13MCA903

Block No.	Ref. No.	Part No.	Description	Reqd. QTY			Base Part No.	Parts catalogue code
				9	A	C		
	10		PROTECTOR, R. RR. EX. PIPE....	-	-	0	18317-MCA-A20	2BR
	11		RUBBER A, R. HEAT GUARD.....	-	-	0	18321-MCA-A70	2BR
	12		RUBBER B, R. HEAT GUARD.....	-	-	0	18323-MCA-A70	2BR
	13		RUBBER C.....	-	-	0	18329-MCA-A20	2BR
	14		PROTECTOR ASSY., R. EX. PIPE *NH168M*. VERNIER GRAY METALLIC	-	-	0	18330-MCA-A70ZA	2BR
	15		RUBBER D.....	-	-	0	18332-MCA-A20	2BR
	16		NUT, FLANGE, 5MM.....	-	-	0	18334-MT8-770	2BR
	17		LID COMP., R. EX. PIPE PROTECTOR *NH168M*. VERNIER GRAY METALLIC	-	-	0	18335-MCA-A70ZA	2BR
	18		PIECE, L. TAIL.....	-	-	0	18336-MCA-A60	2BR
	19		RUBBER, CUSHION (2MM).....	-	-	0	18340-MCA-A70	2BR
	20		BAND, R. MUFFLER.....	-	-	0	18376-MT3-000	2BR
	21		BAND, L. MUFFLER.....	-	-	0	18377-MT3-000	2BR
	22		PACKING, MUFFLER (43MM).....	-	-	0	18392-MCA-S40	2BR
	23	18405-MCA-940	MUFFLER COMP., L.....	-	-	1	18405-MCA-W00	TH
			MUFFLER COMP., L.....	-	-	0	18405-MCA-W00	2BR
	24		PROTECTOR, L. RR. EX. PIPE....	-	-	0	18417-MCA-A20	2BR
	25		RUBBER A, L. HEAT GUARD.....	-	-	0	18421-MCA-A70	2BR
	26		RUBBER, MUFFLER MOUNTING.....	-	-	0	18421-MN5-000	2BR
	27		COLLAR, MUFFLER MOUNTING.....	-	-	0	18422-MN5-000	2BR
	28		RUBBER B, L. HEAT GUARD.....	-	-	0	18423-MCA-A70	2BR
	29		COLLAR, CHAMBER MOUNTING.....	-	-	0	18424-MN5-000	2BR
	30		RUBBER E.....	-	-	0	18429-MCA-A20	2BR

PARTS CATALOGUE NEWS

BOOKNo. : 13MCA903

Block No.	Ref. No.	Part No.	Description	Reqd. QTY			Base Part No.	Parts catalogue code
				9	A	C		
	31		PROTECTOR ASSY., L. EX. PIPE *NH168M*. VERNIER GRAY METALLIC	-	-	0	18430-MCA-A70ZA	2BR
	32		LID COMP., L. EX. PIPE PROTECTOR *NH168M*. VERNIER GRAY METALLIC	-	-	0	18435-MCA-A70ZA	2BR
	33		RUBBER, EX. PIPE.....	-	-	0	18441-MCA-A20	2BR
	34		SENSOR, R. AIR FUEL RATIO.....	-	-	0	36533-MCA-A71	2BR
	35		SENSOR, L. AIR FUEL RATIO.....	-	-	0	36534-MCA-A71	2BR
	36		RUBBER, STAND STOPPER.....	-	-	0	50524-MG9-000	2BR
	37		BOLT, FLANGE, 6X10.....	-	-	0	90011-HNO-A00	2BR
	38		BOLT, SPECIAL, 6X12.....	-	-	0	90112-MCA-000	2BR
	39		BOLT, FLANGE SOCKET, 8X35.....	-	-	0	90130-MCA-000	2BR
	40		NUT, SPECIAL, 6MM.....	-	-	0	90304-HB3-771	2BR
	41		NUT, CAP, 6MM.....	-	-	0	90308-MT8-000	2BR
	42		WASHER, 6.5X18.....	-	-	0	90545-323-700	2BR
	43		BAND, WIRE, 95MM.....	-	-	0	90650-KV6-003	2BR
	44		WASHER, PLAIN, 6MM.....	-	-	0	94101-06000	2BR
	45		WASHER, PLAIN, 8MM.....	-	-	0	94103-08000	2BR
	46		WASHER, SPRING, 6MM.....	-	-	0	94111-06000	2BR
	47		BOLT, FLANGE, 8X45.....	-	-	0	95701-08045-00	2BR
	48		BOLT, FLANGE, 8X55.....	-	-	0	95701-08055-02	2BR
	49		BOLT, FLANGE, 6X12.....	-	-	0	96001-06012-00	2BR
	50	18319-KTF-670	GUARD, PROTECTOR.....	-	-	2		TH
	51	90114-MFP-N00	BOLT, SPECIAL, 5X8.....	-	-	4		TH
F-29	2	52400-MCA-881	CUSHION ASSY., RR.....	-	-	1	52400-MCA-981	2BR

PARTS CATALOGUE NEWS

BOOKNo. : 13MCA903

Block No.	Ref. No.	Part No.	Description	Reqd. QTY			Base Part No.	Parts catalogue code
				9	A	C		
		52400-MCA-S41	CUSHION ASSY., RR. (SHOWA).....	-	-	1	52400-MCA-981	TH
	11	87516-KFC-900	LABEL, RR. DAMPER CAUTION (PORTUGUESE)	-	-	1	87516-KFK-750	2BR
		87516-KV6-610	LABEL, RR. DAMPER (ENGLISH)....	-	-	1	87516-KFK-750	TH
F-30-2	8		COVER SET, R. RR. SADDLEBAG *NHB01*..... GRAPHITE BLACK	-	-	0	80110-MCA-S40ZB	TH
			COVER SET, R. RR. SADDLEBAG *R345C*... CANDY ALIZARIN RED	-	-	0	80110-MCA-S40ZD	2BR, TH
	9		COVER SET, L. RR. SADDLEBAG *NHB01*..... GRAPHITE BLACK	-	-	0	80120-MCA-S40ZB	TH
			COVER SET, L. RR. SADDLEBAG *R345C*... CANDY ALIZARIN RED	-	-	0	80120-MCA-S40ZD	2BR, TH
	20		CLIP, MUDGUARD.....	-	-	0	90653-HC4-900	2BR
F-31	8		MIRROR ASSY., R. BACK *NHB01*..... GRAPHITE BLACK	-	-	0	88110-MCA-B21ZB	TH
			MIRROR ASSY., R. BACK *R345C*... CANDY ALIZARIN RED	-	-	0	88110-MCA-B21ZD	2BR, TH
	9		BODY, R. *R345C*... CANDY ALIZARIN RED	-	-	0	88112-MCA-S40ZA	2BR, TH
			BODY, R. *NHB01*..... GRAPHITE BLACK	-	-	0	88112-MCA-S40ZC	TH
	11		MIRROR ASSY., L. BACK *NHB01*..... GRAPHITE BLACK	-	-	0	88120-MCA-B21ZB	TH
			MIRROR ASSY., L. BACK *R345C*... CANDY ALIZARIN RED	-	-	0	88120-MCA-B21ZD	2BR, TH
	12		BODY, L. *R345C*... CANDY ALIZARIN RED	-	-	0	88122-MCA-S40ZA	2BR, TH
			BODY, L. *NHB01*..... GRAPHITE BLACK	-	-	0	88122-MCA-S40ZC	TH
F-33	1	31500-MCA-941	BATTERY (GYZ20L) (GS YUASA) (TH).	-	-	1	31500-MCA-K21	TH
		31500-MCA-B62	BATTERY (GYZ20L) (GS YUASA).....	-	-	1	31500-MCA-K21	2BR

PARTS CATALOGUE NEWS

BOOKNo. : 13MCA903

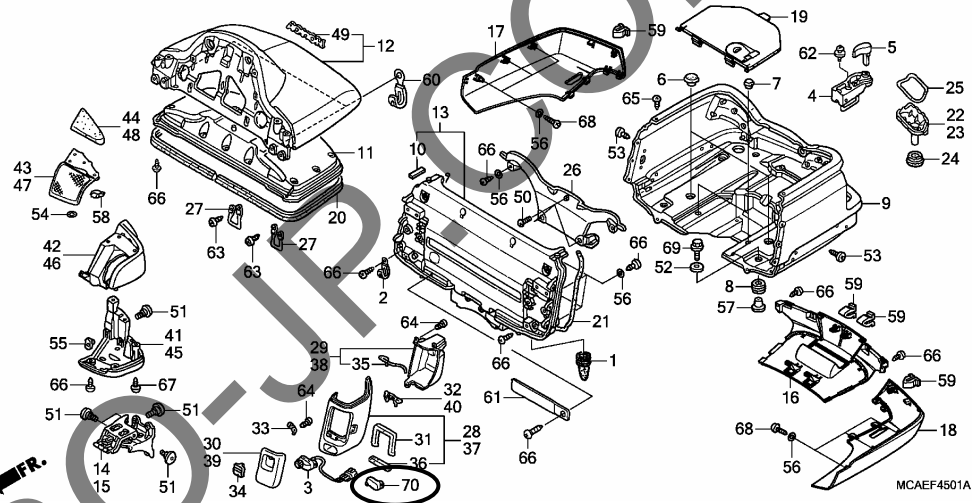
Block No.	Ref. No.	Part No.	Description	Reqd. QTY			Base Part No.	Parts catalogue code
				9	GL1800 A	C		
F-35-1	3	32100-MCA-930	HARNESS, WIRE.....	-	-	1	32100-MCA-G20	2BR
	6	32120-MCA-B20	SUB HARNESS, RR.....	-	-	1	32120-MCA-S40	2BR, TH
	24	38501-MCA-A61	RELAY ASSY., POWER (MICRO ISO 4P)	-	-	13		2BR
	38	98200-40500	FUSE, MINI (5A).....	-	-	8		2BR
	41	98200-42000	FUSE, MINI (20A).....	-	-	4		2BR
F-36-3	15	38770-MCA-B42	PGM-FI UNIT.....	-	-	1	38770-MCA-J62	2BR
	17		HEATER UNIT, SEAT.....	-	-	0	39305-MCA-S41	2BR
	18		CUSHION, SEAT HEATER UNIT.....	-	-	0	39310-MCA-A71	2BR
	23	77960-MCA-S81	AIRBAG UNIT (KEIHIN).....	-	-	1	77960-MCA-881	TH
F-37-1	3	19037-KVB-902	CAP COMP., RADIATOR (T. RAD)....	-	-	1	19037-MCJ-K00	TH
		19037-MCA-B31	CAP COMP., RADIATOR.....	-	-	1	19037-MCJ-K00	2BR
	5	19046-KVB-902	LABEL, RADIATOR CAP (T. RAD)....	-	-	1	19055-MBR-870	TH
		19055-MCA-B31	SEAL, RADIATOR CAP (PORTUGUESE)	-	-	1	19055-MBR-870	2BR
F-41-1	10		GARNISH SET, SCREEN (WL) *NHB01*..... GRAPHITE BLACK	-	-	0	64120-MCA-S40ZB	TH
			GARNISH SET, SCREEN (WL) *R345C*.... CANDY ALIZARIN RED	-	-	0	64120-MCA-S40ZD	2BR, TH
F-42-1	5		COWL, FR. CENTER *NHB01*..... GRAPHITE BLACK	-	-	0	64216-MCA-000YK	TH
			COWL, FR. CENTER *R345C*.... CANDY ALIZARIN RED	-	-	0	64216-MCA-000YM	2BR, TH
	7		COWL, R. SIDE *NHB01*..... GRAPHITE BLACK	-	-	0	64282-MCA-S40ZB	TH
			COWL, R. SIDE *R345C*.... CANDY ALIZARIN RED	-	-	0	64282-MCA-S40ZD	2BR, TH
	10		COWL, L. SIDE *NHB01*..... GRAPHITE BLACK	-	-	0	64292-MCA-S40ZB	TH

PARTS CATALOGUE NEWS

BOOKNo. : 13MCA903

Block No.	Ref. No.	Part No.	Description	Reqd. QTY			Base Part No.	Parts catalogue code
				9	A	C		
			COWL, L. SIDE *R345C*... CANDY ALIZARIN RED	-	-	0	64292-MCA-S40ZD	2BR, TH

F-45-1 TRUNK BOX (GL1800C)



F-45-1	3		SWITCH ASSY., PASSENGER SEAT HEATER	-	-	0	39500-MCA-S41	2BR
	9		BOX, TRUNK *NHB01*... GRAPHITE BLACK	-	-	0	81111-MCA-S40ZB	TH
			BOX, TRUNK *R345C*... CANDY ALIZARIN RED	-	-	0	81111-MCA-S40ZD	2BR, TH
	12		LID SET, TRUNK (WL) *NHB01*... GRAPHITE BLACK	-	-	0	81125-MCA-A60YC	TH
			LID SET, TRUNK (WL) *R345C*... CANDY ALIZARIN RED	-	-	0	81125-MCA-A60YE	2BR, TH
	16		COVER, TRUNK LOWER *NHB01*... GRAPHITE BLACK	-	-	0	81141-MCA-S40ZB	TH
			COVER, TRUNK LOWER *R345C*... CANDY ALIZARIN RED	-	-	0	81141-MCA-S40ZD	2BR, TH

PARTS CATALOGUE NEWS

BOOKNo. : 13MCA903

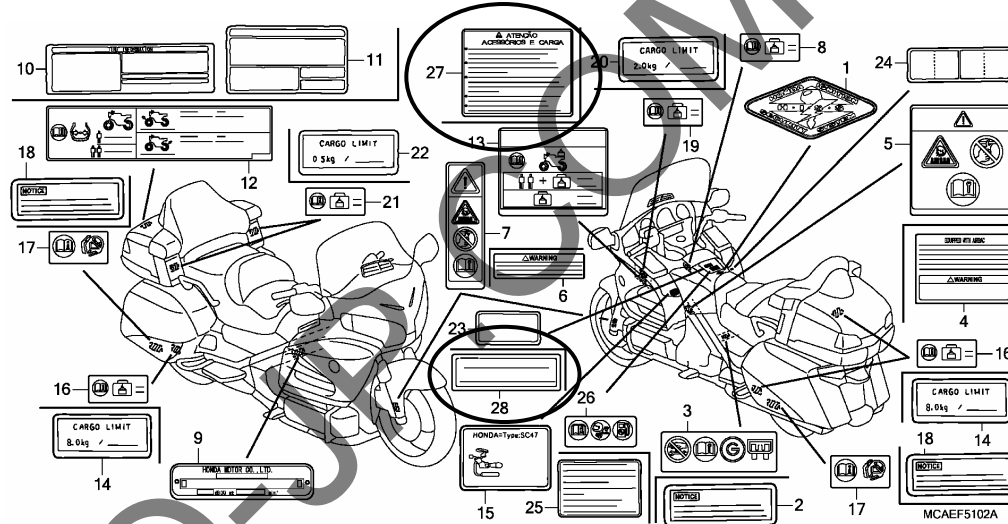
Block No.	Ref. No.	Part No.	Description	Reqd. QTY			Base Part No.	Parts catalogue code
				9	A	C		
	17		COVER, R. TRUNK LOWER *NHB01*..... GRAPHITE BLACK	-	-	0	81143-MCA-S40ZB	TH
			COVER, R. TRUNK LOWER *R345C*... CANDY ALIZARIN RED	-	-	0	81143-MCA-S40ZD	2BR, TH
	18		COVER, L. TRUNK LOWER *NHB01*..... GRAPHITE BLACK	-	-	0	81148-MCA-S40ZB	TH
			COVER, L. TRUNK LOWER *R345C*... CANDY ALIZARIN RED	-	-	0	81148-MCA-S40ZD	2BR, TH
	70	82208-MCA-A60ZA	CAP, L. TRUNK POCKET *NH1*..... BLACK	-	-	1		2BR
F-46-1	5		BODY, R. SADDLEBAG *NHB01*..... GRAPHITE BLACK	-	-	0	81211-MCA-S40ZB	TH
			BODY, R. SADDLEBAG *R345C*... CANDY ALIZARIN RED	-	-	0	81211-MCA-S40ZD	2BR, TH
	6		LID, R. SADDLEBAG *NHB01*..... GRAPHITE BLACK	-	-	0	81221-MCA-S40ZB	TH
			LID, R. SADDLEBAG *R345C*... CANDY ALIZARIN RED	-	-	0	81221-MCA-S40ZD	2BR, TH
	19		BODY, L. SADDLEBAG *NHB01*..... GRAPHITE BLACK	-	-	0	81411-MCA-S40ZB	TH
			BODY, L. SADDLEBAG *R345C*... CANDY ALIZARIN RED	-	-	0	81411-MCA-S40ZD	2BR, TH
	20		LID, L. SADDLEBAG *NHB01*..... GRAPHITE BLACK	-	-	0	81421-MCA-S40ZB	TH
			LID, L. SADDLEBAG *R345C*... CANDY ALIZARIN RED	-	-	0	81421-MCA-S40ZD	2BR, TH
	24		COWL, RR. CENTER SADDLEBAG *NHB01*..... GRAPHITE BLACK	-	-	0	81501-MCA-S40ZB	TH
			COWL, RR. CENTER SADDLEBAG *R345C*... CANDY ALIZARIN RED	-	-	0	81501-MCA-S40ZD	2BR, TH
F-49-2	2	39110-MCA-881	AUDIO UNIT.....	-	-	1	39110-MCA-V61	2BR

PARTS CATALOGUE NEWS

BOOKNo. : 13MCA903

Block No.	Ref. No.	Part No.	Description	Reqd. QTY GL1800 9 A C	Base Part No.	Parts catalogue code
-----------	----------	----------	-------------	------------------------------	---------------	----------------------

F-51-2 CAUTION LABEL (GL1800C)



F-51-2	2	31115-MAM-300	LABEL, A. C. GENERATOR CABLE...	- - 1	31115-MCA-K00	TH
		31115-MCA-B30	LABEL, A. C. GENERATOR CABLE...	- - 1	31115-MCA-K00	2BR
	4	77871-MCA-940	LABEL, WARNING AIRBAG.....	- - 1	77871-MCA-K00	TH
		77871-MCA-B40	LABEL, WARNING AIRBAG (PORTUGUESE)	- - 1	77871-MCA-K00	2BR
	6	77872-MCA-940	LABEL B, WARNING AIRBAG(THAI).	- - 2	77872-MCA-K00	TH
		77872-MCA-B40	LABEL B, WARNING AIRBAG (PORTUGUESE)	- - 2	77872-MCA-K00	2BR
	10	87505-MCA-880	LABEL, TIRE.....	- - 1		2BR
		87505-MCA-890	LABEL, TIRE.....	- - 1		TH
	11		LABEL, TIRE.....	- - 0	87505-MCA-980	2BR, TH
	14	87520-MCA-880	LABEL, CARGO LIMIT (8.0KG).....	- - 3	87520-MCA-K00	2BR
		87520-MZ3-310	LABEL, CARGO LIMIT (9.0KG).....	- - 3	87520-MCA-K00	TH

PARTS CATALOGUE NEWS

BOOKNo. : 13MCA903

Block No.	Ref. No.	Part No.	Description	Reqd. QTY			Base Part No.	Parts catalogue code
				9	GL1800 A	C		
	18	87521-MCA-B31	LABEL, SADDLEBAG.....	-	-	2	87521-MCA-K00	2BR
		87521-MZ3-310	LABEL, SADDLEBAG.....	-	-	2	87521-MCA-K00	TH
	20	87523-MCA-B31	LABEL, CARGO LIMIT (2.0KG)....	-	-	1	87523-MCA-K00	2BR
		87523-MZ3-310	LABEL, CARGO LIMIT (2.0KG)....	-	-	1	87523-MCA-K00	TH
	22	87525-MCA-B31	LABEL, CARGO LIMIT (0.5KG)....	-	-	2	87525-MCA-K00	2BR
		87525-MZ3-310	LABEL, CARGO LIMIT (0.5KG)....	-	-	2	87525-MCA-K00	TH
	25	87560-KCH-630	LABEL, DRIVE (PORTUGUESE).....	-	-	1		2BR
		87560-KVB-900	LABEL, DRIVE CAUTION (THAI)....	-	-	1		TH
	26		LABEL, DRIVE CAUTION (KOREAN)..	-	-	0	87560-MBR-871	2BR, TH
	27	87512-MCA-880	LABEL, ACCESSORIES & LOADING..	-	-	1		2BR
	28	87700-KTM-650	LABEL, HELMET INFORMATION (THAI)	-	-	1		TH
F-53	5	77930-MCA-A81	SENSOR ASSY., G.....	-	-	2	77930-MCA-B41	TH
F-54	1	06770-MCA-880ZA	MODULE KIT, AIRBAG *NHA85*.....MAT AIR BLACK	-	-	1	06770-MCA-980ZA	2BR
		06770-MCA-940ZA	MODULE KIT, AIRBAG *NHA85*.....MAT AIR BLACK	-	-	1	06770-MCA-980ZA	TH



PARTS CATALOGUE NEWS

Honda Motor Co., Ltd.
Customer Service Technology Development Division

PARTS CATALOGUE - CORRECTED

Printed in Japan

CODE NO.	13MCA903
PARTS CATALOGUE NEWS	GOLD WING GL1800 9/A/C
NEWS NO.	005

Block No.	Ref. No.	Note	Part No.	Description	Reqd. QTY			Serial No.	Parts catalogue code
					g	A	C		
F-24-1	50	A	18319-KGF-900	GUARD, PROTECTOR.....	-	-	2	-----	TH
		E	18319-KTF-670	*PART NO. DELETION					

NOTE A:PART NO. CHANGE D:NEWLY PROVIDED E:PART NO.DELETION K:REQUIRED NO. CORRECTION L:APPLICATION SERIAL NO. CORRECTION
T:APPLICATION CORRECTION Z:REMARKS CHANGE



PARTS CATALOGUE NEWS

Honda Motor Co., Ltd.
Customer Service Technology Development Division

PARTS CATALOGUE - CORRECTED

Printed in Japan

CODE NO.	13MCA903
PARTS CATALOGUE NEWS	GOLD WING GL1800 9/A/C
NEWS NO.	006

Block No.	Ref. No.	Note	Part No.	Description	Reqd. QTY			Serial No.	Parts catalogue code
					9	GL1800 A	C		
F-22	11	T	17251-MCA-A80	DUCT, R. AIR CLEANER	1	-	-	-----	2ED, 2F, 2NZ, 2U, 3E, BR, KO, SI
		T	17251-MCA-S40	-	1	-	-----	2ED, 2F, 2NZ, 2U, 3E, BR, KO, SI
							1		
	13	T	17254-MCA-A60	DUCT, L. AIR CLEANER	1	-	-	-----	
T		17254-MCA-S40	-	1	1	-----		

NOTE A:PART NO. CHANGE D:NEWLY PROVIDED E:PART NO.DELETION K:REQUIRED NO. CORRECTION L:APPLICATION SERIAL NO. CORRECTION
T:APPLICATION CORRECTION Z:REMARKS CHANGE