



CBR1000RR

CBR1000RR₈

PARTS CATALOGUE

1

13MFL801

© Honda Motor Co., Ltd. 2007

YUMBO-JP.COM

YUMBO-JP.COM

FOREWORD INDEX

1

ENGINE GROUP

2

FRAME GROUP

3

PART NUMBER INDEX

4

PART NAME INDEX

5

YUMBO-JP.COM

Instruction for use of parts catalogue

- This parts catalogue has been created as of December 20, 2007.
- Since this date, the sales practice for repair parts may have been changed or the parts may have been eliminated (listed for those not for sale).
- The modified information is reflected on the latest Electronic Parts Catalogue (EPC).
Also, refer to the parts catalogue news for any change.
- See the parts catalogue news for any revision that is made after December 20, 2007.
- Always specify the part number when ordering a part.
 - Check the model, type, serial numbers, color, maker, and the size as needed before ordering a part.
 - Note that the illustrations (part drawings) can differ from the actual parts in shape.
They are given just to help you to refer to the parts.
- When modifications or additions to this parts catalogue are made, a revised edition will be issued at an appropriate time, with successively progressing revision numbers on the cover. We recommend obtaining such revisions in order to keep your parts catalogue up-to-date at all times. To check whether a parts catalogue revision has been issued, please contact your Honda distributor.

Initial version issue date
December 20, 2007
Honda Motor Co., Ltd.

CONTENTS

	Page	Address No.
• Instruction for use of parts catalogue	1	B 1
• How to refer to the part information	2	B 2
• Part catalogue structure	3	B 3
• When the parts were revised	4	B 4
• Abbreviations used in the parts catalogue	4	B 4
• Part block and serial number check	5	B 5
• Color label attachment position check	5	B 5
• Models, parts catalogue codes and applicable serial numbers	6	B 6
• Color label	7	B 7
• Color chart	8	B 8
• Fuel hose, general purpose hoses and vinyl hose	9	B 9
• FLAT RATE SERVICE TIME	13	B13
• Illustrated index	18	C 2
• ENGINE GROUP	26	D 1
• FRAME GROUP	55	F 1
• PART NO. INDEX	108	J 1
• PART NAME INDEX	113	K 1

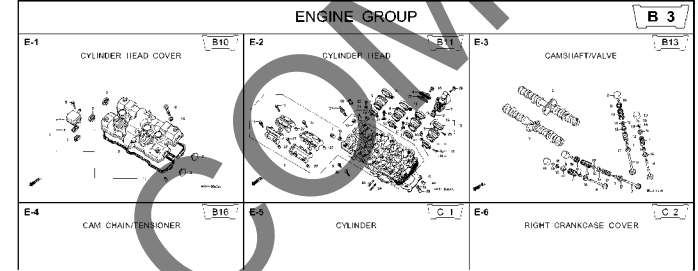
- 1**
- 2**
- 3**
- 4**
- 5**



1

How to refer to the part information

A Reference with "Illustrated index"

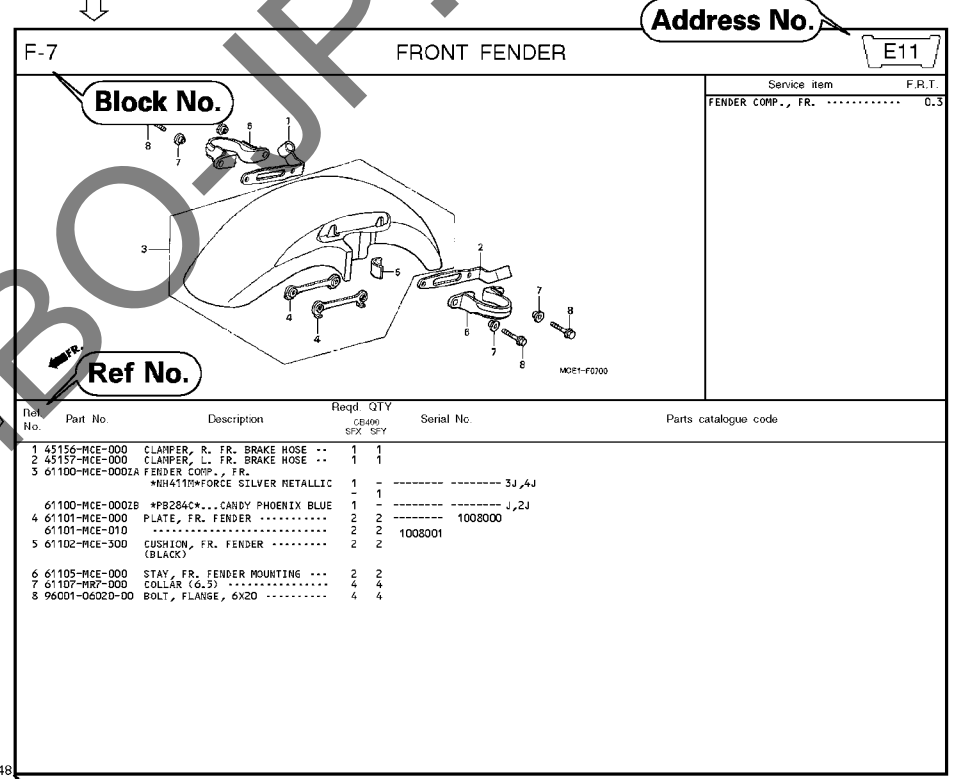


B Reference with "Part number index"

PART NO. INDEX									
Part Number	Address	Page	Ref	Part Number	Address	Page	Ref	F	
04000				13323-MY9-751	C12	28	40	1492	
				13324-MY9-751	C12	28	40	1493	
04911-MCE-000	C10	26	1	13325-MY9-751	C12	28	10	1493	
				13327-MY9-751	C12	28	10	1493	
06000				14000				1493	
06405-MY5-P00	F13	67	3	14100-MCE-000	B13	13	2	1493	
06405-MY5-P10	F13	67	3	14200-MCE-000	B13	13	3	1493	
06410-MY9-860	F2	56	1	14321-MCE-000	B16	16	2	1493	
06435-MCE-006	F1	53	1	14401-MCE-003	B16	16	3	1493	
06451-166-405	E13	51	2	14510-MCE-000	B16	16	4	1494	
06451-445-405	F1	55	2	14520-MY9-691	B16	16	5	1494	
06451-MA7-405	E13	51	1	14524-MY9-690	B16	16	6	1494	
06455-MCE-006	E13	51	3	14546-MCE-000	B16	16	7	1494	
				14620-MY9-691	B16	16	8	1494	
11000				14711-MCE-000	B13	13	4	1494	
11210-MCE-000	C9	25	1	14712-MCE-000	B13	13	5	1494	
11332-MCE-305	C2	18	1	14721-MCE-000	B13	13	6	1494	
11333-KT8-000	C6	22	1	14722-MCE-000	B13	13	7	1494	
11335-MCE-000	C2	18	2	14750-MCE-000	B13	13	8	1494	
11360-MCE-000	C7	23	1	14751-MY9-751	B13	13	9	1495	
11365-MCE-000	C7	23	2	14751-MY9-751	B13	13	10	1495	
11396-MY9-000	C2	18	3	14751-KY2-000	B13	13	11	1495	
11631-MCE-000	C5	21	1	14751-MCE-000	B13	13	12	1495	
11691-MY9-000	C5	21	2	14761-MCE-000	B13	13	15	1495	

C Reference with "Part name index"

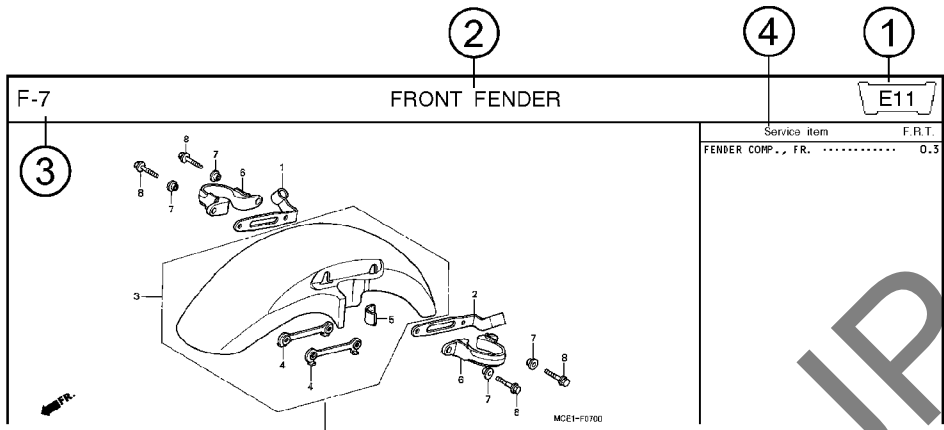
PART NAME INDEX									
Part name	Address	Page	Ref	Part name	Address	Page	Ref	Part name	Address
[A]									
ADJUSTER, CHAIN	F13	67	5	BOLT, CHAIN	F11	65	8	BOLT, CLUTCH	F11
ARM COMP., BEAR CHANGE	F10	64	3	BOLT, CONNECT	F11	65	8	BOLT, DISK	F11
ARM, L. MAIN STEP	F11	65	8	BOLT, VESSEL	F11	65	8	BOLT, FLANGE	F11
ARM, L. PILLION STEP	F11	65	12	BOLT, BRAIN	F11	65	11	BOLT, FLANGE	F11
ARM, R. MAIN STEP	F11	65	5	BOLT, FLANGE	F11	65	11	BOLT, FLANGE	F11
ARM, R. PILLION STEP	F11	65	11	BOLT, FLANGE	F11	65	11	BOLT, FLANGE	F11
AUT. COC K ASSY., FUEL	F4	58	2	BOLT, FLANGE	F11	65	11	BOLT, FLANGE	F11
AXLE, FR. WHEEL	E14	52	3	BOLT, FLANGE	F11	65	11	BOLT, FLANGE	F11
AXLE, RR. WHEEL	F2	56	9	BOLT, FLANGE	F11	65	11	BOLT, FLANGE	F11
[B]									
BAG, AIR PRESSURE GAUGE	G7	77	4	BOLT, FLANGE	F11	65	11	BOLT, FLANGE	F11
BAG, SERVICE BOOK	G7	77	1	BOLT, FLANGE	F11	65	11	BOLT, FLANGE	F11
BAG, TOOL	G7	77	3	BOLT, FLANGE	F11	65	11	BOLT, FLANGE	F11
BALL, STEEL	F11	65	20	BOLT, FLANGE	F11	65	11	BOLT, FLANGE	F11
BAND A, INSULATOR	B11	11	11	BOLT, FLANGE	F11	65	11	BOLT, FLANGE	F11
BAND B, INSULATOR	B11	11	12	BOLT, FLANGE	F11	65	11	BOLT, FLANGE	F11
BAND, AIR CLEANER CONNECTING TUBE	F8	62	22	BOLT, FLANGE	F11	65	11	BOLT, FLANGE	F11
BAND, U-LOCK	F16	70	3	BOLT, FLANGE	F11	65	11	BOLT, FLANGE	F11
BAND, WIRE	C10	26	14	BOLT, FLANGE	F11	65	11	BOLT, FLANGE	F11
	E5	43	21	BOLT, FLANGE	F11	65	11	BOLT, FLANGE	F11
	G4	74	18	BOLT, FLANGE	F11	65	11	BOLT, FLANGE	F11



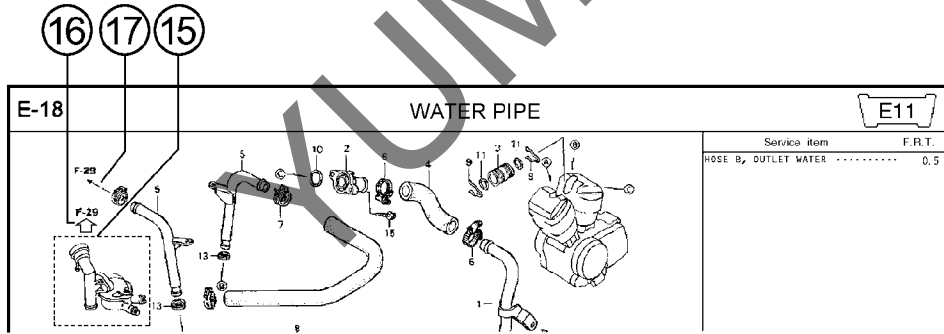
Page No.

2000.09.01 E

Part catalogue structure




Ref. No.	Part No.	Description	Reqd. QTY		Serial No.	Parts catalogue code
			CB400	SFX SFY		
1	45156-MCE-000	CLAMPER, R. FR. BRAKE HOSE ..	1	1		
2	45157-MCE-000	CLAMPER, L. FR. BRAKE HOSE ..	1	1		
3	61100-MCE-000ZA	FENDER COMP., FR. *NH411M*FORCE SILVER METALLIC	1	-	-----3J,4J	
	61100-MCE-000ZB	*PB284C*...CANDY PHOENIX BLUE	1	-	-----J,2J	
4	61101-MCE-000	PLATE, FR. FENDER	2	2	-----1008000	
	61101-MCE-010	2	2	-----1008001	
5	61102-MCE-300	CUSHION, FR. FENDER	2	2		
		(BLACK)				



- ① Address number
 - Address No. is provided (in place of the page No.) to help you refer to the part with the part No. or part name.
- ② Block title
- ③ Block number
- ④ Service item/Flat rate time
- ⑤ Reference number
 - Title number marked with the parenthesis or parentheses indicates that it continues from the previous page.
- ⑥ Part number
- ⑦ Honda color code
- ⑧ Description
- ⑨ Assemblies
 - Sections framed with broken lines in the exploded view drawings are available as complete assemblies. (Their individual parts can also be obtained.)
- ⑩ Color description
- ⑪ Note
 - Notes are shown with the parentheses in the part name column.
- ⑫ Required quantity
 - Reqd. QTY shown in the parenthesis or parentheses indicates the optional part.
 - Reqd. QTY marked with "N" indicates the optional part that should be selected as needed.
 - Reqd. QTY indicates the number of the part used in the block.
- ⑬ Serial number
- ⑭ Parts catalogue code
 - When the parts catalogue code column is blank, it indicates that the part is applicable to all codes.
- ⑮
 - Parts enclosed within a dotted line are covered in a different block.
- ⑯
 - A hollow arrow indicates the block No. for the parts enclosed within a dotted line .
- ⑰
 - A solid arrow indicates the block No. the part in question is connected to.



When the parts were revised



Abbreviations used in the parts catalogue



Ref. No.	Part No.	Description	Reqd. QTY		Serial No.
			CB400	SFX SFY	
1	45156-MCE-000	CLAMPER, R. FR. BRAKE HOSE ..	1	1	
2	45157-MCE-000	CLAMPER, L. FR. BRAKE HOSE ..	1	1	
3	61100-MCE-000ZA	FENDER COMP., FR. *NH411M*FORCE SILVER METALLIC	1	-	
	61100-MCE-000ZB	*PB284C*...CANDY PHOENIX BLUE	1	-	
4	61101-MCE-000	PLATE, FR. FENDER (###).....	2	2	
	61101-MCE-010	2	2	
5	61102-MCE-300	CUSHION, FR. FENDER (BLACK)	2	2	
6	61105-MCE-000	STAY, FR. FENDER MOUNTING ...	2	2	
7	61107-MR7-000	COLLAR (6.5)	4	4	
8	96001-06020-00	BOLT, FLANGE, 6X20	4	4	

The number has been used from the initial model without revision. When shown at the left side, it is applicable to the models of No.1008001 and the subsequent numbers. When shown at the right side, it is applicable to the models up to No.1008000.

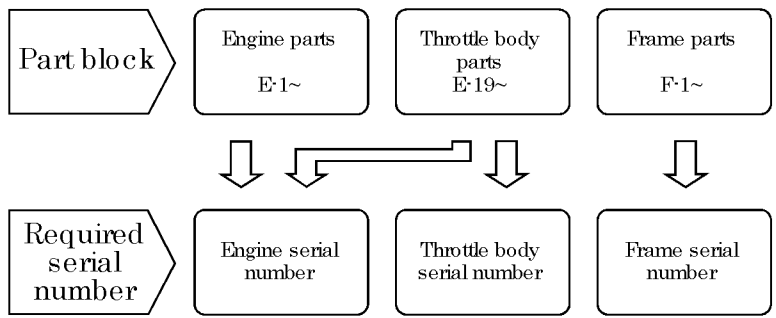
The parts listed with "###" at the end of the parts name have limited supply period (parts not for sale).

* "L." or "R." in the description of a part stands for the LEFT hand side or the RIGHT hand side. Determine the left or right as if you were in the motorcycle seat.

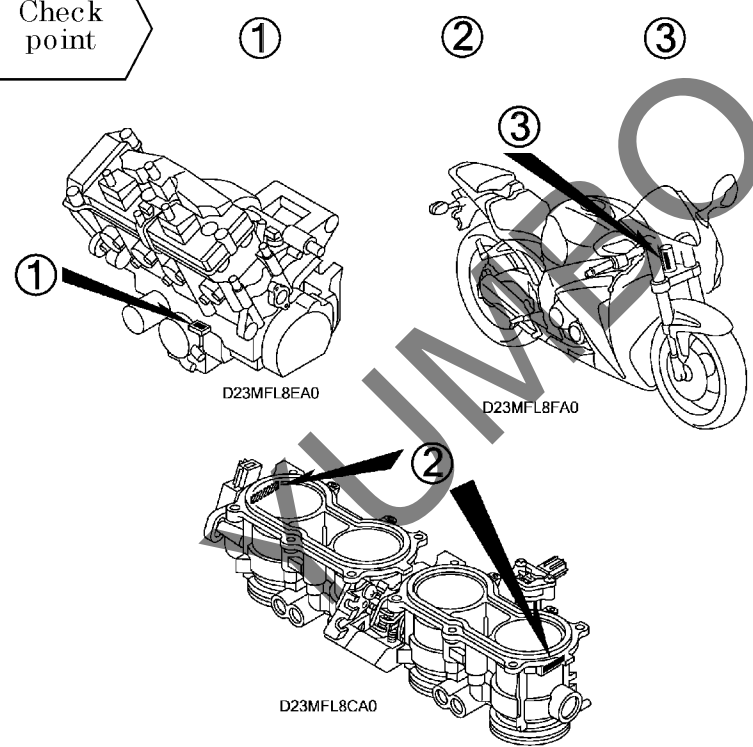
The following abbreviations are used in this parts catalogue.

- | | |
|---|----------------------------------|
| A Ampere | L Left |
| ABS Anti-lock brake system | L(100L) .Link (100 Links) |
| A.C. Alternating current | L.E.D.Light emitted diode |
| A.M. Attaching mark | MMMillimeter |
| ASSY. Assembly | MPHMiles per hour |
| C.D.I. Capacitive discharge ignition | R.Right |
| COMP. ... Complete | RR.Rear |
| D.C. Direct current | STD.Standard |
| EX. Exhaust | T (22T) ...Tooth (22 Teeth) |
| FR. Front | TCSTraction control system |
| G Gram | TM.Transcript mark |
| HEX. Hexagonal | V Volt |
| IN. Inlet | W Watt |
| KPH Kilometers per hour | WLWith labelling |
| | WOLWithout labelling |

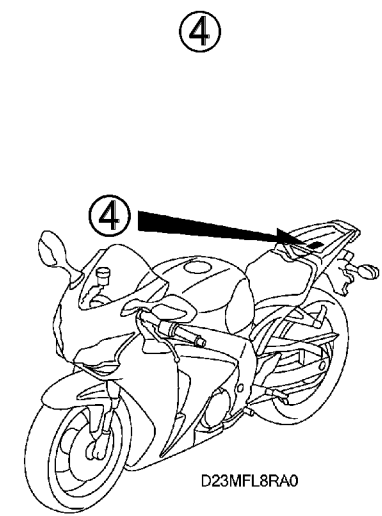
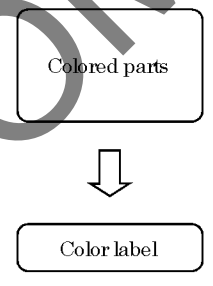
Part block and serial number check



Check point



Color label attachment position check



1

Models, parts catalogue codes and applicable serial numbers

Models, parts catalogue codes and applicable serial Nos. given in this parts catalogue can be identified as follows.

Parts with parts catalogue codes are exclusive for models destined for countries designated.

If no area codes are listed, parts are for common use.

Model	Area code	Type	Applicable engine serial No.	Applicable frame serial No.	Applicable throttle body identification No.
CBR1000RRs	E	England	SC59E-2000001~	JH2SC59A*8M000001~	GQ23A A
	ED	European direct sales	SC59E-2000001~	JH2SC59A*8M000001~	
	F	France	SC59E-2000001~	JH2SC59B*8M000001~	

*Of carburetor/throttle body identification numbers, only the portions underlined in the example below are used for registration.

GQ23A A KC 7

Color label

- When ordering parts, check the model name, main color, and code by observing the "COLOR LABEL" on the vehicle.
- When ordering a colored part, use the color chart in the instruction for use of parts catalogue.

1

		MODEL	VFR800FIW					
		COLOR	Sparkling silver metallic	Mute black metallic	Applicable model		Applicable block No.	Re
No.	CODE		NH-295M	NH-359M	Initial applicable model	Final applicable model		
		Name of colored parts	Basic part No.	NH295	NH359			
1								
2								
3								
4								
5								
6								
7								
8								
9								
10								

VFR800FIW
 COLOR R-157
 CODE R157

YUMBO-JP.COM

Color chart

- When ordering a colored part, refer to the chart below and use a part number consisting of the relevant basic part number to which has been added a part color code.

CBR1000RR (CBR1000RR8)

No.	MODEL		CBR1000RR8							
	COLOR		Winning red	Pearl sunbeam white	Graphite black	Graphite black	Applicable model		Applicable block No.	Ref.No.
	CODE		R-258	NH-A66P	NH-B01	NH-B01				
	Name of colored parts	Basic part No.	R258	NHA66	NHB01	NHB01K	Initial applicable model	Final applicable model		
1	BODY SET, FRAME	50010-MFL-000	ZA	ZA	ZA	ZA			F-31	1
2	CLIP, PANEL FIXING	91549-MW0-790	ZA	ZA	ZA	ZA			F-33	37
3	COWL COMP., UPPER	64211-MFL-000	ZC	ZA	ZA	ZB			F-34	3
4	COWL SET, L. MIDDLE	64350-MFL-000	ZA	ZF	ZG	ZJ			F-36	7
5	COWL SET, R. MIDDLE	64300-MFL-000	ZA	ZF	ZG	ZJ			F-36	5
6	COWL SET, RR. SEAT	77210-MFL-000	ZA	ZH	ZJ	ZP			F-17	9
7	COWL, CENTER SEAT	77230-MFL-000	ZD	ZA	ZB	ZC			F-25	2
8	FENDER COMP., FR.	61100-MFL-000	ZC	ZA	ZB	ZB			F-8	1
9	MARK	64811-MFL-000	ZA	ZA	ZA	ZA			F-38	2
10	MARK	64812-MFL-000	ZA	ZB	ZC	ZA			F-38	3
11	MARK, RR. SEAT COWL	64841-MFL-000	ZA	ZB	ZC	ZA			F-38	12
12	MARK, WINDSCREEN	64806-MFL-000	ZA	ZA	ZA	ZA			F-38	1
13	RAIL ASSY., SEAT	50200-MFL-000	ZA	ZA	ZA	ZA			F-31	7
14	SHELTER SET, TOP	83150-MFL-000	ZA	ZF	ZG	ZG			F-15	7
15	STRIPE A, L. MIDDLE COWL	64817-MFL-000	ZA	ZB	-	-			F-38	5
16	STRIPE A, L. TOP SHELTER	64821-MFL-000	ZA	ZA	-	-			F-38	9
17	STRIPE A, R. MIDDLE COWL	64816-MFL-000	ZA	ZB	-	-			F-38	4
18	STRIPE A, R. TOP SHELTER	64820-MFL-000	ZA	ZA	-	-			F-38	8
19	STRIPE B, L. MIDDLE COWL	64819-MFL-000	ZA	ZB	-	-			F-38	7
20	STRIPE B, L. TOP SHELTER	64823-MFL-000	ZA	ZA	-	-			F-38	11
21	STRIPE B, R. MIDDLE COWL	64818-MFL-000	ZA	ZB	-	-			F-38	6
22	STRIPE B, R. TOP SHELTER	64822-MFL-000	ZA	ZA	-	-			F-38	10
23	WHEEL SUB ASSY., FR.	44650-MFL-000	ZA	ZA	ZA	ZA			F-11	7
24	WHEEL SUB ASSY., RR.	42650-MFL-000	ZA	ZA	ZA	ZA			F-14	9
25	WINDSCREEN SET	64250-MFL-000	ZA	ZA	ZA	ZA			F-34	5

Fuel hose, general purpose hoses and vinyl hose

- The standard part fuel hose, general purpose hose and vinyl hose may be substituted by the coiled bulk part.
- When ordering the standard part fuel hose, general purpose hose and vinyl hose use the bulk part number written in the parts catalogue in brackets () underneath the part name, or use the catalogue below.
(The bulk part standard length is 1 m, however, those displayed in the catalogue < > are available in 3 m and 8 m lengths.)
- When exchanging the hose, cut and use at the specified length as mentioned in the part name.
(For the method of cutting the bulk part, and method of filling out orders etc., please refer to the service manual and the instructions issued with the bulk part.)
- The list below is a catalogue of the standard part numbers and bulk part numbers. Note that those numbers are applicable to the listed replacement parts only.

Fuel hoses/Tubes			
Standard part No.	Bulk part No.	Bulk part	
		Inner diameter (mm)	Length (m)
95001-30xxx-2x	95001-30001-20M	3.0	1
95001-30xxx-3x	95001-30001-30M	3.0	1
95001-30xxx-4x	95001-30001-40M	3.0	1
95001-35xxx-2x	95001-35001-50M	3.5	1
	<95001-35003-50M>		3
95001-35xxx-3x	95001-35001-60M	3.5	1
	<95001-35003-60M>		3
95001-35xxx-4x	95001-35001-60M	3.5	1
	<95001-35003-60M>		3
95001-35xxx-5x	95001-35001-50M	3.5	1
	<95001-35003-50M>		3
95001-35xxx-6x	95001-35001-60M	3.5	1
	<95001-35003-60M>		3
95001-45xxx-2x	95001-45001-50M	4.5	1
	<95001-45003-50M>		3
95001-45xxx-3x	95001-45001-60M	4.5	1
	<95001-45003-60M>		3
	<95001-45008-60M>		8
95001-45xxx-4x	95001-45001-60M	4.5	1
	<95001-45003-60M>		3
	<95001-45008-60M>		8
95001-45xxx-5x	95001-45001-50M	4.5	1
	<95001-45003-50M>		3
95001-45xxx-6x	95001-45001-60M	4.5	1
	<95001-45003-60M>		3
	<95001-45008-60M>		8
95001-55xxx-2x	95001-55001-50M	5.5	1
	<95001-55003-50M>		3
	<95001-55008-50M>		8

Fuel hoses/Tubes			
Standard part No.	Bulk part No.	Bulk part	
		Inner diameter (mm)	Length (m)
95001-55xxx-3x	95001-55001-60M	5.5	1
	<95001-55003-60M>		3
	<95001-55008-60M>		8
95001-55xxx-4x	95001-55001-60M	5.5	1
	<95001-55003-60M>		3
	<95001-55008-60M>		8
95001-55xxx-5x	95001-55001-50M	5.5	1
	<95001-55003-50M>		3
	<95001-55008-50M>		8
95001-55xxx-6x	95001-55001-60M	5.5	1
	<95001-55003-60M>		3
	<95001-55008-60M>		8
95001-75xxx-2x	95001-75001-50M	7.5	1
	<95001-75003-50M>		3
95001-75xxx-3x	95001-75001-60M	7.5	1
	<95001-75003-60M>		3
	<95001-75008-60M>		8
95001-75xxx-4x	95001-75001-60M	7.5	1
	<95001-75003-60M>		3
	<95001-75008-60M>		8
95001-75xxx-5x	95001-75001-50M	7.5	1
	<95001-75003-50M>		3
95001-75xxx-6x	95001-75001-60M	7.5	1
	<95001-75003-60M>		3
	<95001-75008-60M>		8
95001-80xxx-2x	95001-80001-50M	8.0	1
95001-80xxx-3x	95001-80001-60M	8.0	1
95001-80xxx-4x	95001-80001-60M	8.0	1
95001-80xxx-5x	95001-80001-50M	8.0	1
95001-80xxx-6x	95001-80001-60M	8.0	1



Vinyl tube				
Standard part No.	Bulk part No.	Bulk part		
		Inner dia. meter (mm)	Outer dia. meter (mm)	Length (m)
95003-01xxx-3x	95003-01001-60M -95003-01003-60M>	2.9	6.8	1 3
95003-01xxx-60	95003-01001-60M -95003-01003-60M>	2.9	6.8	1 3
95003-03xxx-3x	95003-03001-60M -95003-03003-60M>	3.0	6.0	1 3
95003-03xxx-60	95003-03001-60M -95003-03003-60M>	3.0	6.0	1 3
95003-05xxx-3x	95003-05001-60M -95003-05003-60M> -95003-05008-60M>	3.5	6.5	1 3 8
95003-05xxx-60	95003-05001-60M -95003-05003-60M> -95003-05008-60M>	3.5	6.5	1 3 8
95003-07xxx-1x	95003-07001-10M -95003-07003-10M> -95003-07008-10M>	4.0	7.0	1 3 8
95003-07xxx-20	95003-07001-10M -95003-07003-10M> -95003-07008-10M>	4.0	7.0	1 3 8
95003-07xxx-3x	95003-07001-60M -95003-07003-60M> -95003-07008-60M>	4.0	7.0	1 3 8
95003-07xxx-60	95003-07001-60M -95003-07003-60M> -95003-07008-60M>	4.0	7.0	1 3 8
95003-07xxx-7x	95003-07001-70M -95003-07003-70M> -95003-07008-70M>	4.0	7.0	1 3 8
95003-08xxx-1x	95003-08001-10M -95003-08003-10M> -95003-08008-10M>	4.5	6.5	1 3 8
95003-09xxx-3x	95003-09001-60M -95003-09003-60M>	4.5	8.0	1 3
95003-09xxx-60	95003-09001-60M -95003-09003-60M>	4.5	8.0	1 3
95003-10xxx-1x	95003-10001-10M -95003-10003-10M>	5.0	8.0	1 3
95003-10xxx-20	95003-10001-10M -95003-10003-10M>	5.0	8.0	1 3
95003-10xxx-3x	95003-10001-60M -95003-10003-60M>	5.0	8.0	1 3
95003-10xxx-60	95003-10001-60M -95003-10003-60M>	5.0	8.0	1 3
95003-11xxx-3x	95003-11001-60M -95003-11003-60M> -95003-11008-60M>	5.0	9.0	1 3 8
95003-11xxx-60	95003-11001-60M -95003-11003-60M> -95003-11008-60M>	5.0	9.0	1 3 8
95003-12xxx-1x	95003-12001-10M -95003-12003-10M> -95003-12008-10M>	5.0	7.0	1 3 8
95003-12xxx-20	95003-12001-10M -95003-12003-10M> -95003-12008-10M>	5.0	7.0	1 3 8

Vinyl tube				
Standard part No.	Bulk part No.	Bulk part		
		Inner dia. meter (mm)	Outer dia. meter (mm)	Length (m)
95003-14xxx-1x	95003-14001-10M -95003-14003-10M>	6.0	9.0	1 3
95003-14xxx-20	95003-14001-10M -95003-14003-10M>	6.0	9.0	1 3
95003-14xxx-3x	95003-14001-60M -95003-14003-60M>	6.0	9.0	1 3
95003-17xxx-1x	95003-17001-10M -95003-17003-10M>	7.0	9.0	1 3
95003-19xxx-1x	95003-19001-10M -95003-19003-10M> -95003-19008-10M>	7.0	11.0	1 3 8
95003-19xxx-20	95003-19001-10M -95003-19003-10M> -95003-19008-10M>	7.0	11.0	1 3 8
95003-19xxx-3x	95003-19001-60M -95003-19003-60M> -95003-19008-60M>	7.0	11.0	1 3 8
95003-19xxx-60	95003-19001-60M -95003-19003-60M> -95003-19008-60M>	7.0	11.0	1 3 8
95003-21xxx-1x	95003-21001-10M -95003-21003-10M>	8.0	9.0	1 3
95003-21xxx-20	95003-21001-10M -95003-21003-10M>	8.0	9.0	1 3
95003-23xxx-1x	95003-23001-10M -95003-23003-10M>	8.0	12.0	1 3
95003-23xxx-20	95003-23001-10M -95003-23003-10M>	8.0	12.0	1 3
95003-23xxx-3x	95003-23001-60M -95003-23003-60M> -95003-23008-60M>	8.0	12.0	1 3 8
95003-23xxx-60	95003-23001-60M -95003-23003-60M> -95003-23008-60M>	8.0	12.0	1 3 8
95003-25xxx-1x	95003-25001-10M -95003-25003-10M>	9.0	11.0	1 3
95003-25xxx-20	95003-25001-10M -95003-25003-10M>	9.0	11.0	1 3
95003-25xxx-3x	95003-25001-60M -95003-25003-60M>	9.0	11.0	1 3
95003-25xxx-7x	95003-25001-70M -95003-25003-70M>	9.0	11.0	1 3
95003-27xxx-1x	95003-27001-10M -95003-27003-10M>	9.0	13.0	1 3
95003-27xxx-20	95003-27001-10M -95003-27003-10M>	9.0	13.0	1 3
95003-27xxx-3x	95003-27001-60M -95003-27003-60M>	9.0	13.0	1 3
95003-27xxx-60	95003-27001-60M -95003-27003-60M>	9.0	13.0	1 3
95003-33xxx-1x	95003-33001-10M -95003-33003-10M>	10.0	14.0	1 3
95003-33xxx-20	95003-33001-10M -95003-33003-10M>	10.0	14.0	1 3

Vinyl tube				
Standard part No.	Bulk part No.	Bulk part		
		Inner dia. meter (mm)	Outer dia. meter (mm)	Length (m)
95003-36xxx-1x	95003-36001-10M -95003-36003-10M> -95003-36008-10M>	11.0	13.0	1 3 8
95003-36xxx-20	95003-36001-10M -95003-36003-10M> -95003-36008-10M>	11.0	13.0	1 3 8
95003-37xxx-3x	95003-37001-60M -95003-37003-60M>	11.0	15.0	1 3
95003-37xxx-60	95003-37001-60M -95003-37003-60M>	11.0	15.0	1 3
95003-38xxx-1x	95003-38001-10M -95003-38003-10M>	12.0	13.0	1 3
95003-38xxx-20	95003-38001-10M -95003-38003-10M>	12.0	13.0	1 3
95003-39xxx-1x	95003-39001-10M -95003-39003-10M>	12.0	14.0	1 3
95003-39xxx-20	95003-39001-10M -95003-39003-10M>	12.0	14.0	1 3
95003-40xxx-20	95003-40001-10M -95003-40003-10M>	12.0	16.0	1 3
95003-40xxx-3x	95003-40001-60M -95003-40003-60M>	12.0	16.0	1 3
95003-40xxx-60	95003-40001-60M -95003-40003-60M>	12.0	16.0	1 3
95003-43xxx-1x	95003-43001-10M -95003-43003-10M> -95003-43008-10M>	13.0	15.0	1 3 8
95003-43xxx-20	95003-43001-10M -95003-43003-10M> -95003-43008-10M>	13.0	15.0	1 3 8
95003-45xxx-1x	95003-45001-10M -95003-45003-10M> -95003-45008-10M>	14.0	18.0	1 3 8
95003-45xxx-20	95003-45001-10M -95003-45003-10M> -95003-45008-10M>	14.0	18.0	1 3 8
95003-50xxx-1x	95003-50001-10M -95003-50003-10M>	16.0	19.0	1 3
95003-50xxx-20	95003-50001-10M -95003-50003-10M>	16.0	19.0	1 3
95003-50xxx-3x	95003-50001-60M -95003-50003-60M>	16.0	19.0	1 3
95003-55xxx-1x	95003-55001-10M -95003-55003-10M>	17.5	20.5	1 3
95003-55xxx-20	95003-55001-10M -95003-55003-10M>	17.5	20.5	1 3
95003-60xxx-1x	95003-60001-10M -95003-60003-10M>	22.0	27.0	1 3
95003-60xxx-20	95003-60001-10M -95003-60003-10M>	22.0	27.0	1 3
95003-60xxx-3x	95003-60001-60M -95003-60003-60M>	22.0	27.0	1 3
95003-60xxx-60	95003-60001-60M -95003-60003-60M>	22.0	27.0	1 3

General purpose hoses			
Standard part No.	Bulk part No.	Bulk part	
		Inner diameter (mm)	Length (m)
95005-11xxx-3x	95005-11001-30M	11.0	1
95005-11xxx-5x	95005-11001-50M	11.0	1
95005-12xxx-1x	95005-12001-10M <95005-12003-10M>	12.0	1 3
95005-12xxx-2x	95005-12001-20M	12.0	1
95005-12xxx-3x	95005-12001-30M	12.0	1
95005-12xxx-5x	95005-12001-50M	12.0	1
95005-14xxx-1x	95005-14001-10M	14.0	1
95005-14xxx-2x	95005-14001-20M <95005-14003-20M>	14.0	1 3
95005-14xxx-3x	95005-14001-30M	14.0	1
95005-14xxx-5x	95005-14001-50M	14.0	1
95005-17xxx-1x	95005-17001-10M	17.0	1
95005-17xxx-2x	95005-17001-20M	17.0	1
95005-17xxx-3x	95005-17001-30M	17.0	1
95005-17xxx-5x	95005-17001-50M	17.0	1
95005-30xxx-3x	95005-30001-30M	3.0	1
95005-30xxx-5x	95005-30001-50M	3.0	1
95005-35xxx-1x	95005-35001-10M <95005-35003-10M> <95005-35008-10M>	3.5	1 3 8
95005-35xxx-2x	95005-35001-20M	3.5	1
95005-35xxx-3x	95005-35001-30M	3.5	1
95005-35xxx-4x	95005-35001-10M <95005-35003-10M> <95005-35008-10M>	3.5	1 3 8
95005-35xxx-5x	95005-35001-50M	3.5	1
95005-45xxx-1x	95005-45001-10M <95005-45003-10M> <95005-45008-10M>	4.5	1 3 8
95005-45xxx-2x	95005-45001-20M	4.5	1
95005-45xxx-3x	95005-45001-30M	4.5	1

General purpose hoses			
Standard part No.	Bulk part No.	Bulk part	
		Inner diameter (mm)	Length (m)
95005-45xxx-4x	95005-45001-10M <95005-45003-10M> <95005-45008-10M>	4.5	1 3 8
95005-45xxx-5x	95005-45001-50M	4.5	1
95005-50xxx-3x	95005-50001-30M <95005-50003-30M>	5.0	1 3
95005-50xxx-5x	95005-50001-50M	5.0	1
95005-55xxx-1x	95005-55001-10M <95005-55003-10M> <95005-55008-10M>	5.3	1 3 8
95005-55xxx-2x	95005-55001-20M <95005-55003-20M>	5.3	1 3
95005-55xxx-4x	95005-55001-10M <95005-55003-10M> <95005-55008-10M>	5.3	1 3 8
95005-65xxx-1x	95005-65001-10M <95005-65003-10M>	6.5	1 3
95005-65xxx-2x	95005-65001-20M	6.5	1
95005-70xxx-3x	95005-70001-30M <95005-70003-30M>	7.0	1 3
95005-70xxx-5x	95005-70001-50M	7.0	1
95005-75xxx-1x	95005-75001-10M <95005-75003-10M>	7.3	1 3
95005-75xxx-2x	95005-75001-20M	7.3	1
95005-80xxx-1x	95005-80001-10M <95005-80003-10M>	8.0	1 3
95005-80xxx-2x	95005-80001-20M	8.0	1
95005-80xxx-3x	95005-80001-30M	8.0	1
95005-80xxx-5x	95005-80001-50M	8.0	1
95005-91xxx-3x	95005-91001-30M	12.0	1
95005-91xxx-5x	95005-91001-50M	12.0	1
95005-92xxx-3x	95005-92001-30M	12.0	1
95005-92xxx-5x	95005-92001-50M	12.0	1

NOTE: X is displayed to represent the omitted numerals and letters of the roman alphabet.

© CAUTION: It is DANGEROUS to confuse the fuel hose with the general purpose hose or vinyl hose.

Never use a general purpose hose or vinyl hose in place of a fuel hose or vice versa. Always use the correct bulk part in the parts catalogue, according to the service manual or the instructions issued with the bulk part.

• Bulk part number of fuel hose, general purpose hose and vinyl hose.

(Example)

95001-75001-50M

Bulk part number: Refers to the bulk part.

Marking code (hose type): (fuel hose and general purpose hose)

Change code (for added hose): (Vinyl hose)

• Indicates number marker or change sequence, however, the code for the bulk part must be strictly 0 (zero).

Types of code:

- Fuel hose
 - 2: Red outside braid (3 mm inside dia. only)
 - 5: Black inside braid
 - 3: Red (3 mm inside dia. only)
 - 4: Ash gray with red stripe (3 mm inside dia. only)
 - 6: Black

- Vinyl hose
 - 1: Clear
 - 2: Black
 - 3: Light red
 - 6: Light red
 - 7: Pale black

- General hose
 - 1: Ash gray
 - 2: Ash gray
 - 3: Black
 - 5: Black

Lengths: 001: 1 m (standard)
003: 3 m
008: 8 m

LD code: (fuel hose and general purpose hose)

- 30: 3.0 mm
- 35: 3.5 mm
- 45: 4.5 mm
- 50: 5.0 mm
- 55: 5.3 mm, 5.5 mm
- 65: 6.5 mm
- 70: 7.0 mm
- 75: 7.3 mm, 7.5 mm
- 80: 8.0 mm
- 11: 11 mm
- 91: 12 mm (outside dia. 15) mm
- 92: 12 mm (outside dia. 16) mm
- 12: 12 mm (outside dia. 17) mm
- 14: 14 mm
- 17: 17 mm

ID./OD. code: (vinyl hose)

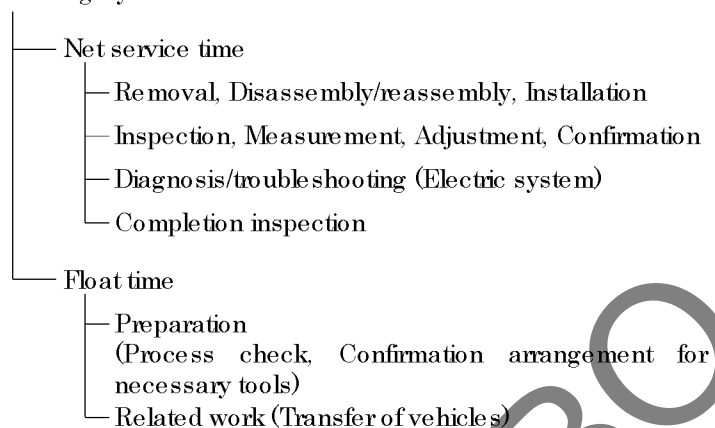
- | | | |
|-------------------------|---------------------------|---------------------------|
| 01: ID. 2.9, OD. 6.8 mm | 14: ID. 6.0, OD. 9.0 mm | 37: ID. 11.0, OD. 15.0 mm |
| 03: ID. 3.0, OD. 6.0 mm | 17: ID. 7.0, OD. 9.0 mm | 38: ID. 12.0, OD. 13.0 mm |
| 05: ID. 3.5, OD. 6.5 mm | 19: ID. 7.0, OD. 11.0 mm | 39: ID. 12.0, OD. 14.0 mm |
| 07: ID. 4.0, OD. 7.0 mm | 21: ID. 8.0, OD. 9.0 mm | 40: ID. 12.0, OD. 16.0 mm |
| 08: ID. 4.5, OD. 6.5 mm | 23: ID. 8.0, OD. 12.0 mm | 43: ID. 13.0, OD. 15.0 mm |
| 09: ID. 4.5, OD. 8.0 mm | 25: ID. 9.0, OD. 11.0 mm | 45: ID. 14.0, OD. 18.0 mm |
| 12: ID. 5.0, OD. 7.0 mm | 27: ID. 9.0, OD. 13.0 mm | 50: ID. 16.0, OD. 19.0 mm |
| 10: ID. 5.0, OD. 8.0 mm | 33: ID. 10.0, OD. 14.0 mm | 55: ID. 17.5, OD. 20.5 mm |
| 11: ID. 5.0, OD. 9.0 mm | 36: ID. 11.0, OD. 13.0 mm | 60: ID. 22.0, OD. 27.0 mm |

Hose type: 1: Fuel hose
3: Vinyl hose
5: General hose

FLAT RATE SERVICE TIME

Flat rate service time (FRT) means the standard time required to service a MC, which is listed in this manual to help the dealers control the actual working process and calculate the service charge by using it as a guide.

FRT setting system



* Float time is set by multiplying the net service time by a given coefficient.

Editorial style

The service items shown in the text are listed with the exchange work time for the repair sales parts as the subject. Other representative service items not using repair parts (removal/installation, adjustment, inspection/measuring, and other work) are listed collectively in the list in the preface, classified according to the work.

FRT setting standard

- Decimal system (in unit of 0.1) is adopted to set FRT as it is convenient to calculate the wage.
Example: (0.1) → 6 minutes, (0.2) → 12 minutes
[Labor cost per hour] x [FRT] = [Wage]
- FRT is set with a hand tool.
- Service items and FRT can be subject to change depending on development of tools and service equipment and improvement in service procedure.

Work procedure

- As the work procedure is set with the work time according to the method in the separate Service Manual, refer to this Manual as required.
- Work methods permitting servicing in the shortest time still permitting assurance of safe work and product warranty are used for the setting of service items not listed in the Service Manual.
- Work basically is to be performed by one person, and when two or more people are required, setting is done as the total time for the number of people.
- The set value for the technological level of the workers uses a person with three years of experience in the repair of Honda vehicles as the standard.
- Special tools and service equipment used to set FRT are those specified or recommended in Service Manual.

Service item whose FRT is not presented

- Accessories and service parts that are not listed to use in this manual.
 - Locations with little aging deterioration or breakage during normal use.
 - Service work that can be finished by one touch.
 - Service work that is seldom done (i.e. extremely small causes of trouble and service frequency).
- * When FRT is not presented, please calculate wages based on appropriate actual work time

Operation not included of FRT

- Oil and coolant water draining, Waiting time for warming up operation and etc..
- Additional operation that involves removal/installation of standard exterior equipment.
- Indirect time spent for service by visiting the customer, trade-in, and delivery of a MC.
- Indirect time required for ordering and delivery of parts.
- Cost for grease, adhesive agent, etc. used for service work.

Explanation of FRT by using an example
(The example may differ from the actual presented items)

Ref. No.	L.O.N.	(Relative ref. Number) Description	F.R.T.
①	111118	(1, 3, 4, 7) CAMSHAFT 4.5	②
③	111118A	⑥ • Includes: Valve clearance adjustment Replace rocker arm add 1.0	⑤

- ① Reference No. of the illustration of part that shows location of the replacement work.
- ② FRT is an abbreviation of Flat Rate Time indicating the standard service time required for the replacement.
- ③ LON is an abbreviation of Labor Operation Number, and it is a classification of the service items by the work unit code.

The same operation code is used regardless of the models.

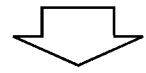
Standard operation is indicated with 6 digits code, and additional operation is indicated with 7 digits code.
- ④ Indicating the camshaft replacement and FRT4.5.
- ⑤ Indicating FRT1.0 that will be added when additional operation (replace rocker arm) is done in association with camshaft replacement.

- ⑥ Indicating work contents that are included in the service item.
- ⑦ Indicating a reference No. whose operation and time are the same as FRT4.5 for the camshaft.

(The application range is limited to the service items without an LON setting within a same block.)

How to refer to the service item by using the sample (camshaft replacement)

Open to the page of the block where the camshaft's spare part illustration is shown.



Look for the camshaft illustration, and refer to the service item and FRT that agree with the reference No.



Indication mark for the listing of service items that continues to the following page

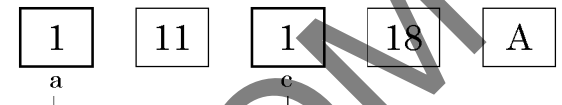
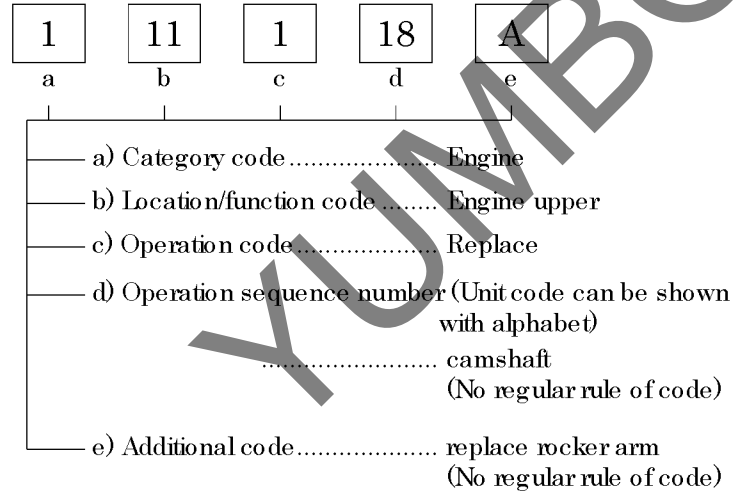
Ref. No.	L.O.N.	(Relative ref. Number) Description	F.R.T.
2	111118	CAMSHAFT.....	4.5
	.	.	.
	.	.	.

+
Mark indicated at the last line.

Indication of the block with no setting of FRT

Ref. No.	L.O.N.	(Relative ref. Number) Description	F.R.T.
		NO INFORMATION.....	

• LONcode system



a) Category codes and classification

Code	Category
1	Engine
2	Transmission
3	Fuel & Exhaust
4 ♦	Frame & Body
5	Steering/Suspension
6	Electrical
7	Wheels/Brakes
8	Controls/instrument
9	-
0	-

c) Operation codes and classification

Code	Operation category
1	Replace, Removal/Installation, Change
2	Overhaul
3	Adjust, Balance
4	(Paint-related work: Top-coat)
5	Test, Inspect/diagnose, Measurement, Check
6	(Overhaul-related work: Rebore)
7	(Overhaul-related work: Reseal)
8	(Resurface)
9	(Paint-related work: Refinish)
0	Repair, Cleaning, Air bleeding

Major service items without using spare parts

(1) Removal/Installation, (2) Adjustment,
(3) Inspection/Measurement, (4) Overhaul, (5) Other work

[E: Engine, F: Frame]

* OPERATIONS OTHER THAN REPLACING PARTS

(1) Removal and installation

Set for the configuration with the parts removed from the vehicle.

	LON	DESCRIPTION	FRT
E	1101E5	TILTING ENGINE ASSEMBLY- REMOVAL/INSTALLATION INCLUDES: All necessary adjustment	4.7
	1111K0	CYLINDER HEAD ASSEMBLY- REMOVAL/INSTALLATION INCLUDES: Engine removal and installation	6.0
	3111D5	THROTTLE BODY ASSEMBLY- REMOVAL/INSTALLATION	1.6
	1101E6	CRANKCASE SEPARATION INCLUDES: Engine removal and installation	7.7

(2) Adjustment

	LON	DESCRIPTION	FRT
E	1113A0	VALVE CLEARANCE-ADJUSTMENT NOTE: For 1 vehicle	4.3
F	6163A0	HEADLIGHT-AIMING	0.1
	2133A0	DRIVE CHAIN-ADJUSTMENT	0.1
	7103A1	FRONT WHEEL-BALANCE	0.7
	7103A2	REAR WHEEL-BALANCE	0.7
	3113A3	THROTTLE OPERATION-ADJUSTMENT	0.1

(3) Inspection, Measurement

	LON	DESCRIPTION	FRT
E	1115A0	COMPRESSION PRESSURE-MEASUREMENT	1.8
	1135A0	ENGINE OIL-INSPECTION EXCLUDES: Oil change	0.1
F	3135A0	EXHAUST VALVE CONTROL CABLE-INSPECTION	0.2
	7115A0	BRAKE OPERATION-TEST	0.1
	6105A0	BATTERY-CHECKING OF ELECTROLYTE LEVEL & CHARGE	0.2

(5) Other work

	LON	DESCRIPTION	FRT
E	1130A2	OIL STRAINER-CLEANING	2.0
F	7110A0	FRONT BRAKE-AIR BLEEDING	0.2
	7110A1	REAR BRAKE-AIR BLEEDING	0.2
	1151E7	RADIATOR COOLANT-CHANGE	0.7

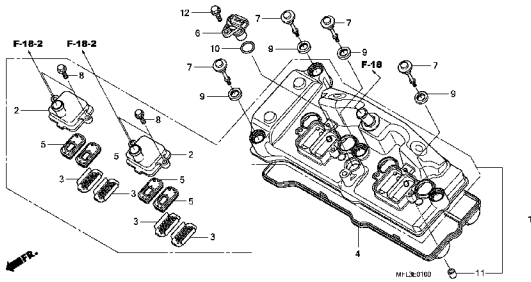
ENGINE GROUP

C 2

E-1

CYLINDER HEAD COVER

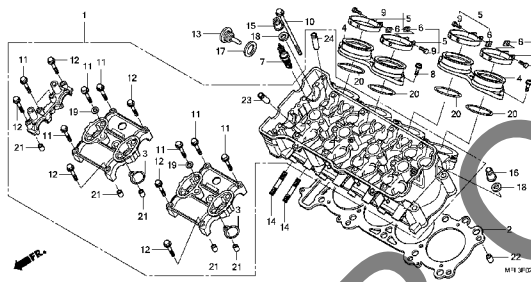
D 1



E-2

CYLINDER HEAD

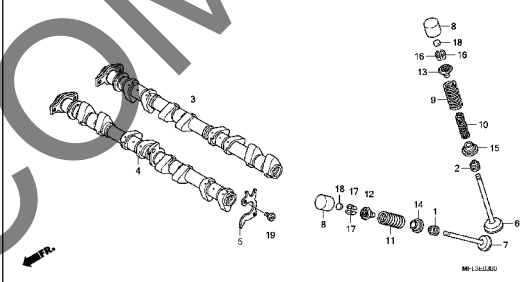
D 2



E-3

CAMSHAFT/VALVE

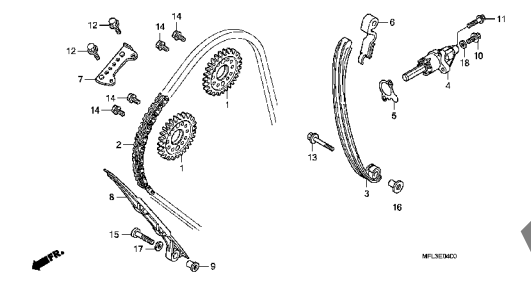
D 4



E-4

CAM CHAINTENSIONER

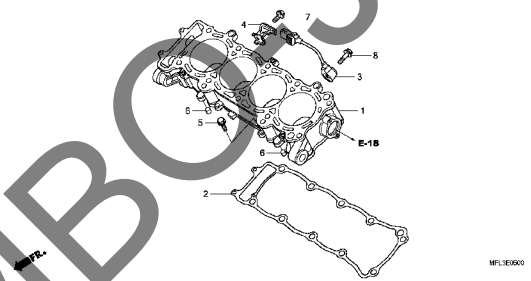
D 7



E-5

CYLINDER

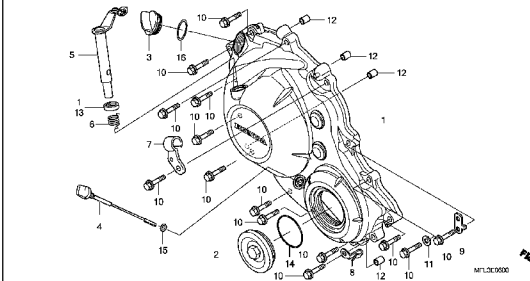
D 8



E-6

RIGHT CRANKCASE COVER

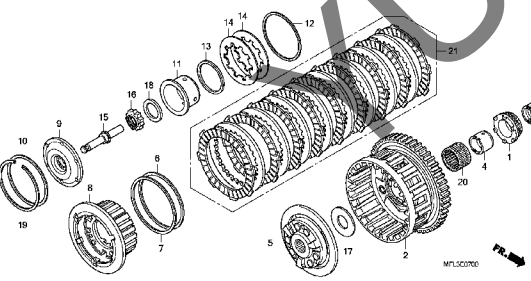
D 9



E-7

CLUTCH

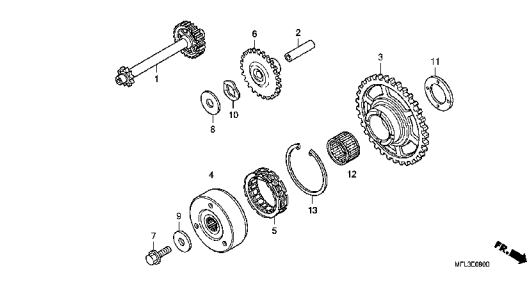
D10



E-8

STARTING CLUTCH

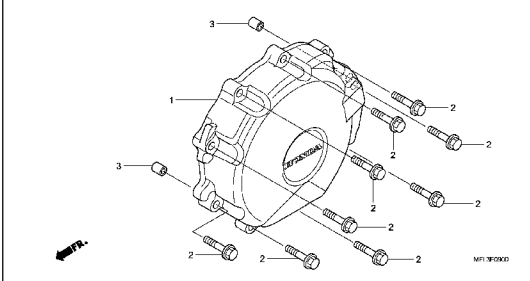
D12



E-9

A.C. GENERATOR COVER

D13



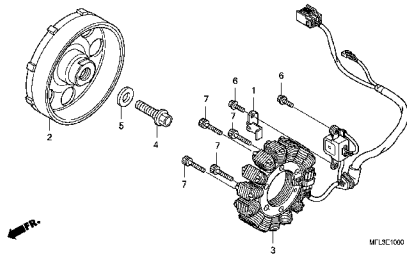
ENGINE GROUP

C 3

E-10

GENERATOR

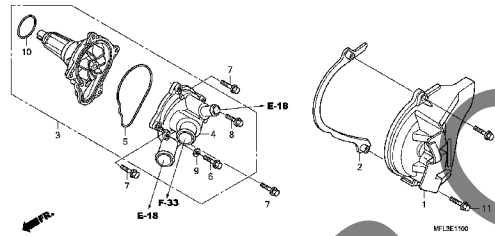
D14



E-11

WATER PUMP

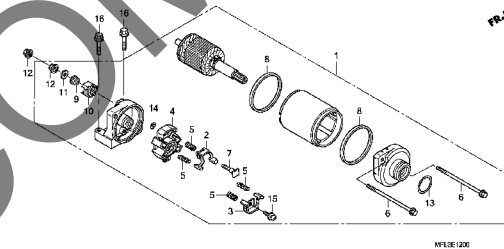
D15



E-12

STARTING MOTOR

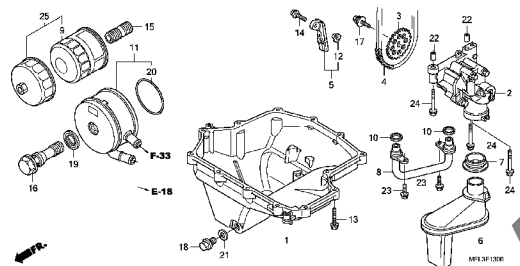
D16



E-13

OIL PAN/OIL PUMP

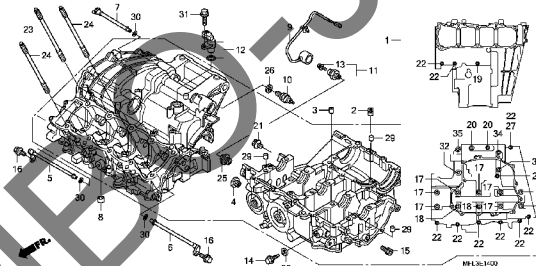
E 1



E-14

CRANKCASE

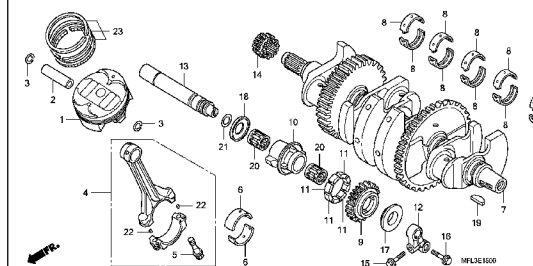
E 3



E-15

CRANKSHAFT/PISTON

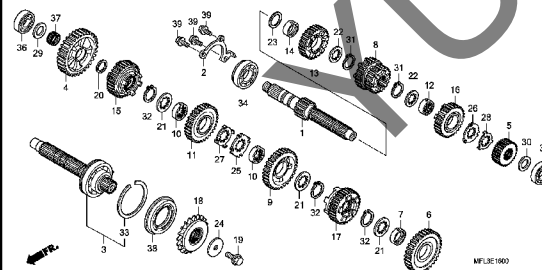
E 5



E-16

TRANSMISSION

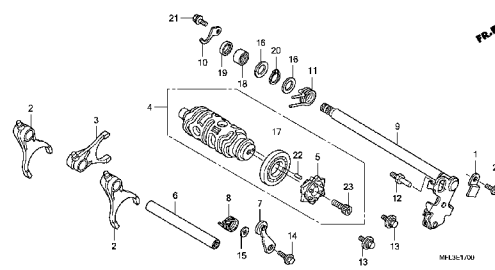
E 7



E-17

GEARSHIFT DRUM

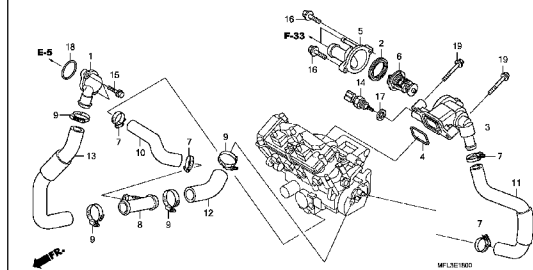
E 9



E-18

THERMOSTAT

E10



2

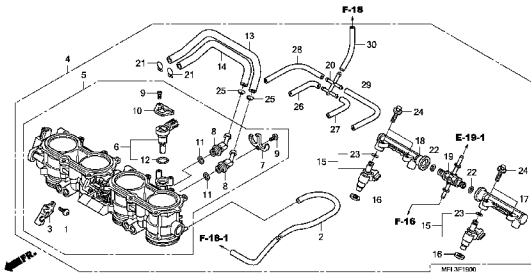
ENGINE GROUP

C 4

E-19

THROTTLE BODY

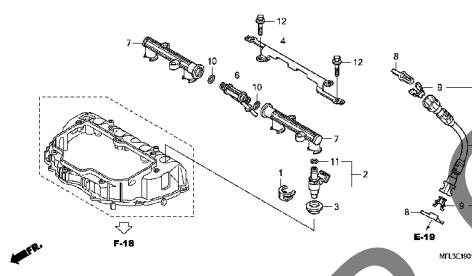
E11



E-19-1

INJECTOR

E13



2

YUMBO-JP.COM

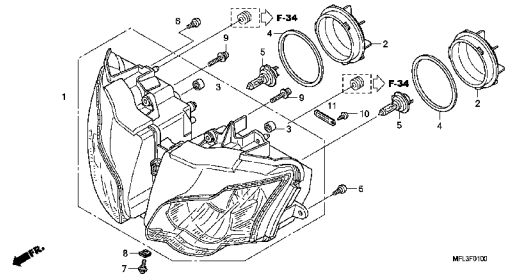
FRAME GROUP

C 5

F-1

HEADLIGHT

F 1

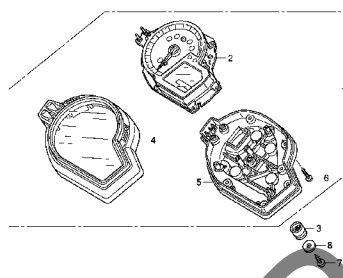


MFL3P0100

F-2

METER

F 2

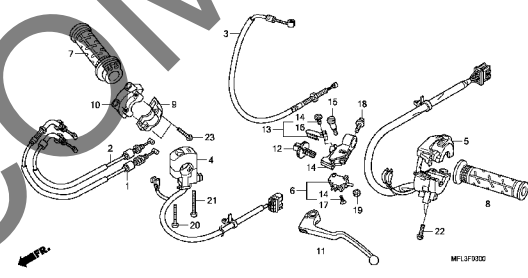


MFL3P0200

F-3

HANDLE LEVER/SWITCH/CABLE

F 3

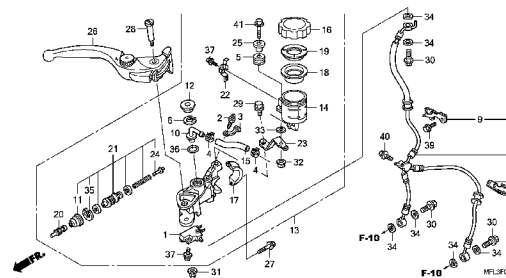


MFL3P0300

F-4

FR. BRAKE MASTER CYLINDER

F 4

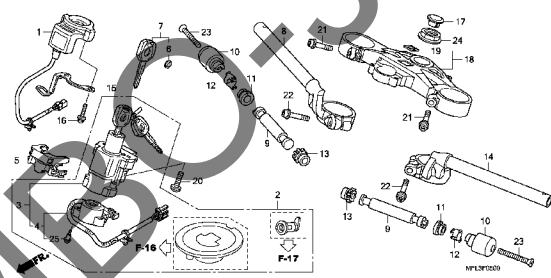


MFL3P0400

F-5

HANDLE PIPE/TOP BRIDGE

F 6

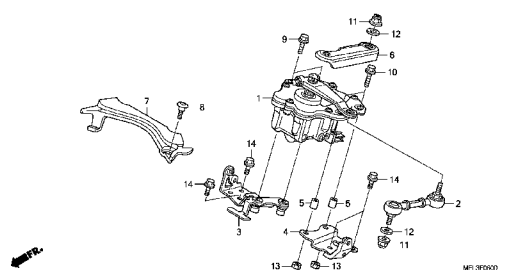


MFL3P0500

F-6

STEERING DAMPER

F 7

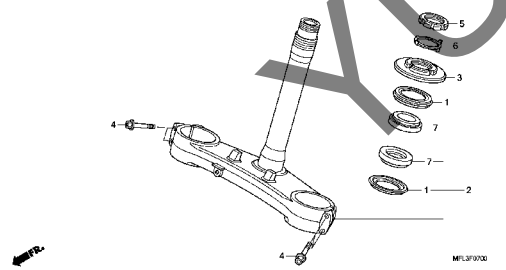


MR 3P0000

F-7

STEERING STEM

F 8

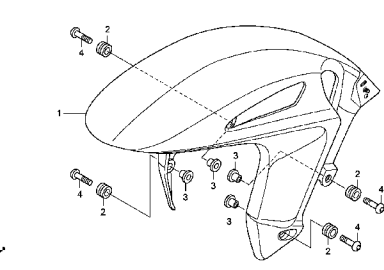


MFL3P0700

F-8

FRONT FENDER

F 9

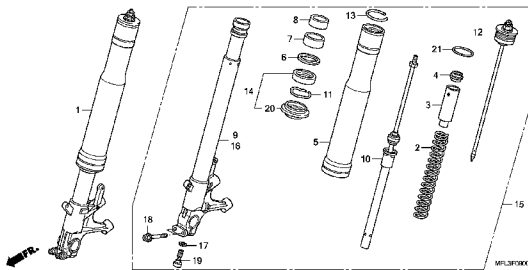


MFL3P0800

F-9

FRONT FORK

F10



MFL3P0900

3

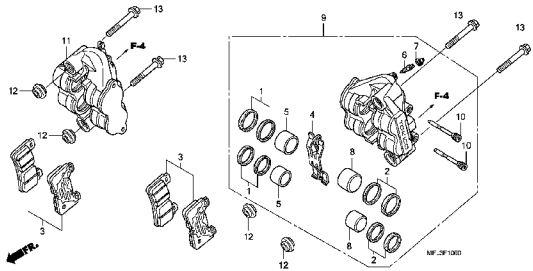
FRAME GROUP

C 6

F-10

FRONT BRAKE CALIPER

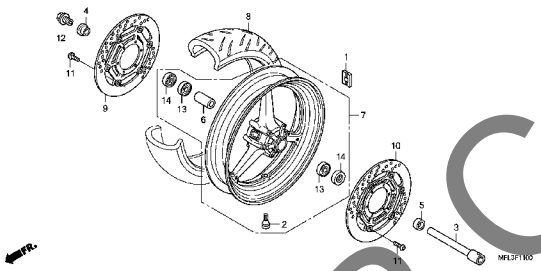
F11



F-11

FRONT WHEEL

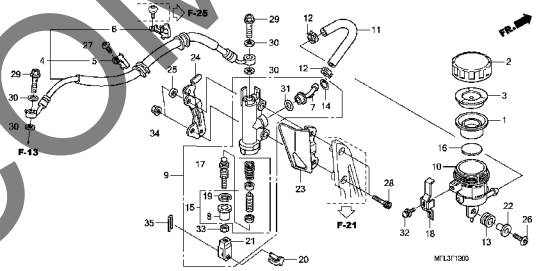
F13



F-12

REAR BRAKE MASTER CYLINDER

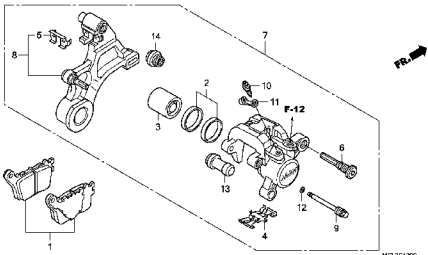
F14



F-13

REAR BRAKE CALIPER

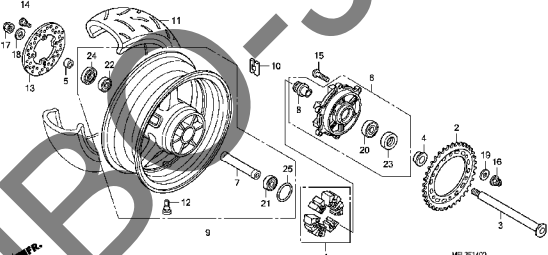
F16



F-14

REAR WHEEL

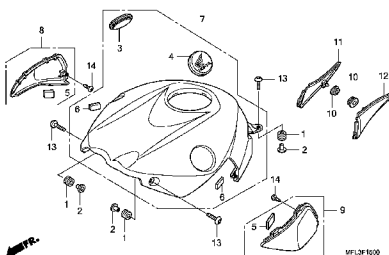
G 1



F-15

TOP SHELTER

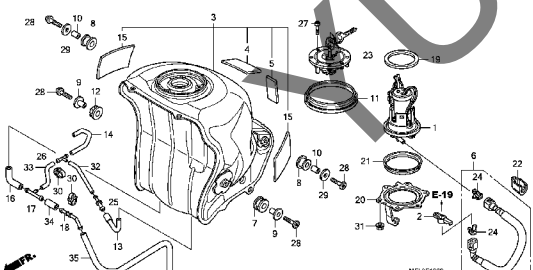
G 3



F-16

FUEL TANK/FUEL PUMP

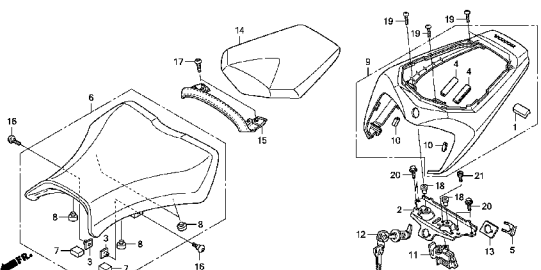
G 4



F-17

SEAT

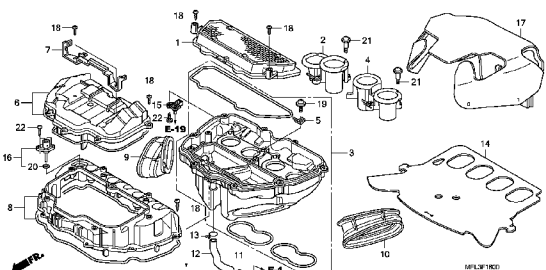
G 6



F-18

AIR CLEANER

G 7



3

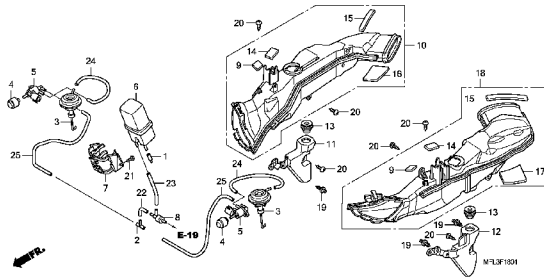
FRAME GROUP

C 7

F-18-1

G 8

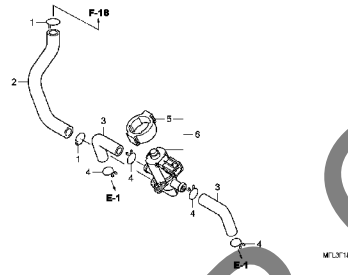
AIR INTAKE DUCT/SOLENOID VALVE



F-18-2

G10

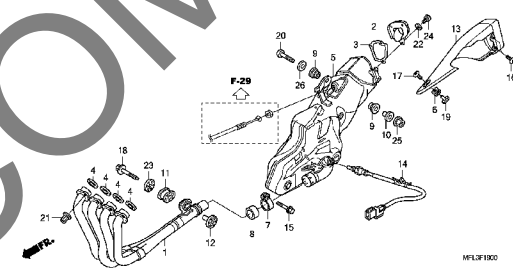
AIR INJECTION CONTROL VALVE



F-19

G11

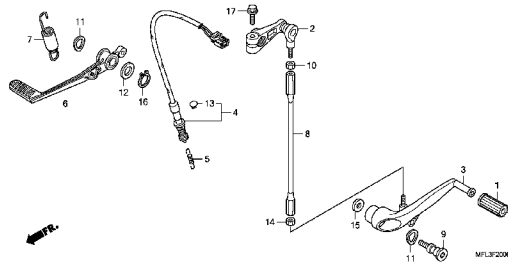
EXHAUST MUFFLER



F-20

G12

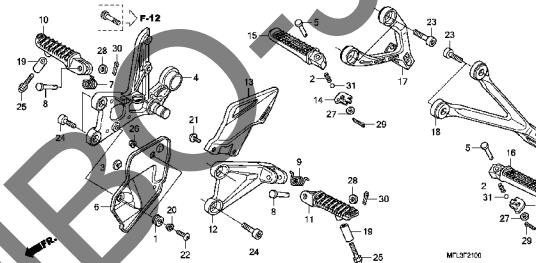
PEDAL



F-21

G13

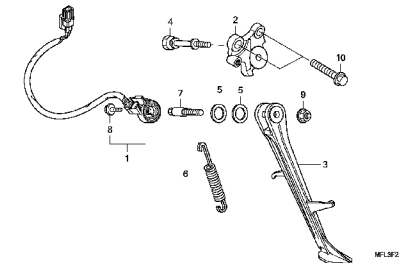
STEP



F-22

G15

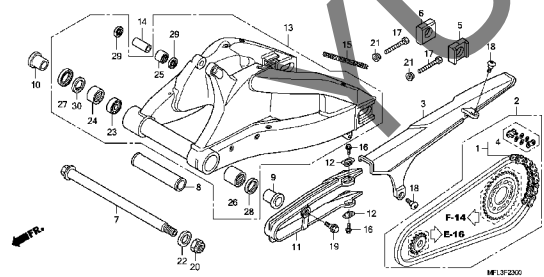
STAND



F-23

G16

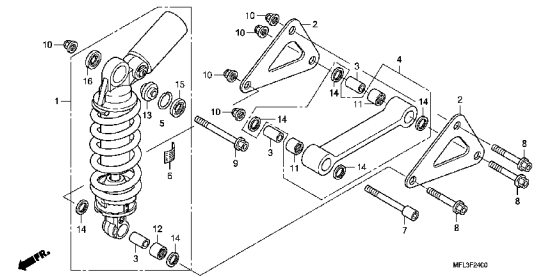
SWINGARM



F-24

H 2

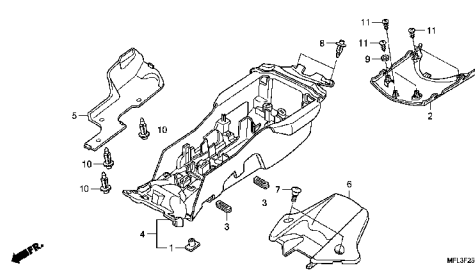
REAR CUSHION



F-25

H 3

REAR FENDER



3

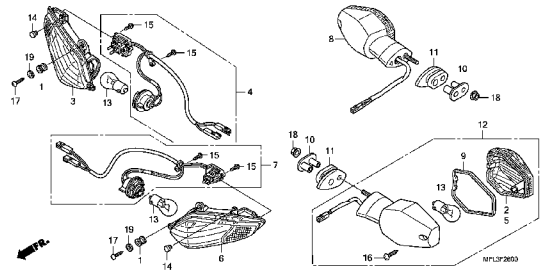
FRAME GROUP

C 8

F-26

WINKER

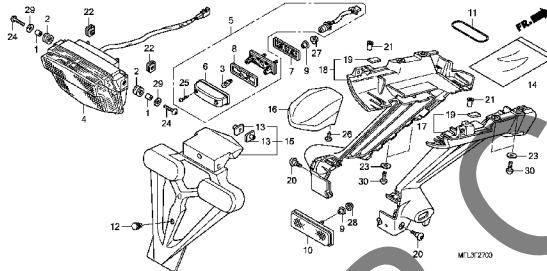
H 4



F-27

TAILLIGHT

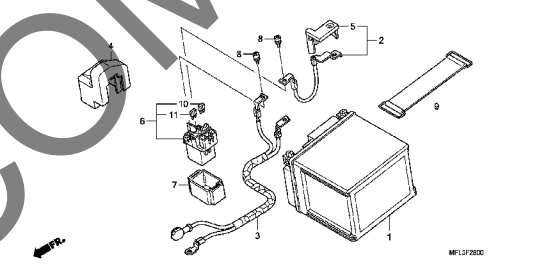
H 5



F-28

BATTERY

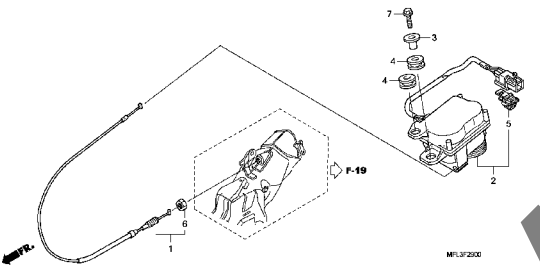
H 7



F-29

SERVO MOTOR

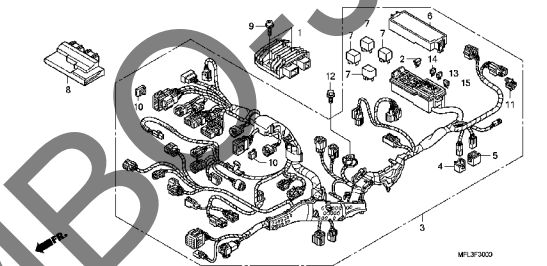
H 8



F-30

WIRE HARNESS

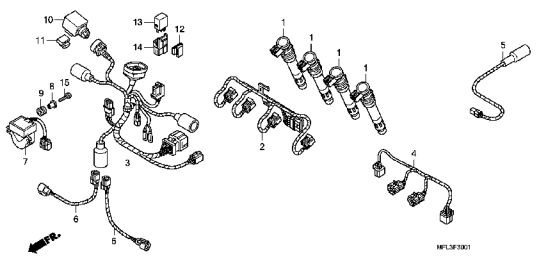
H 9



F-30-1

SUB HARNESS

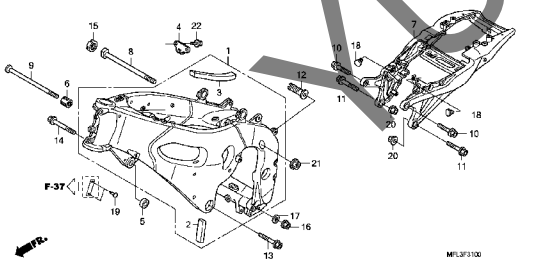
H10



F-31

FRAME BODY

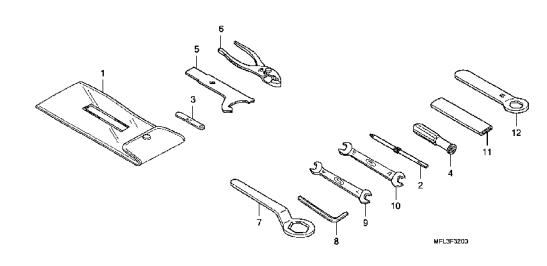
H11



F-32

TOOLS

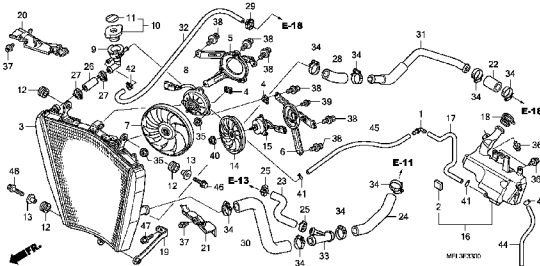
H12



F-33

RADIATOR

H13



3

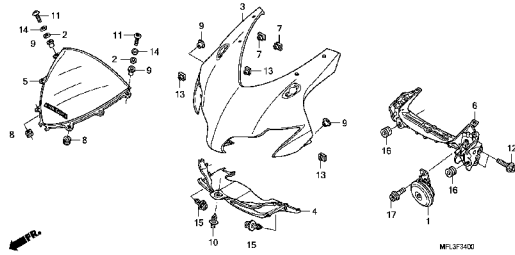
FRAME GROUP

C 9

F-34

UPPER COWL

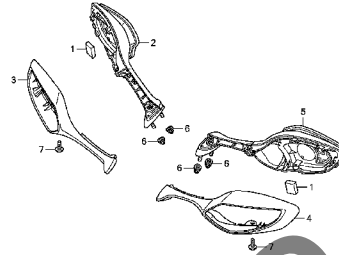
H15



F-35

BACK MIRROR

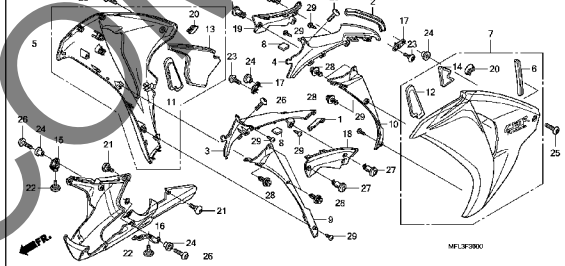
H16



F-36

MIDDLE COWL

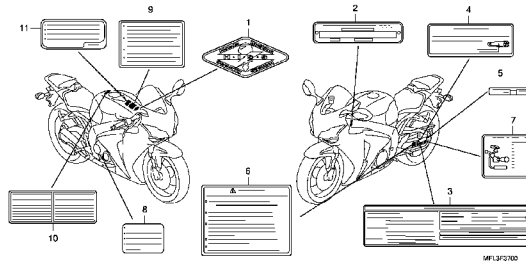
I 1



F-37

CAUTION LABEL

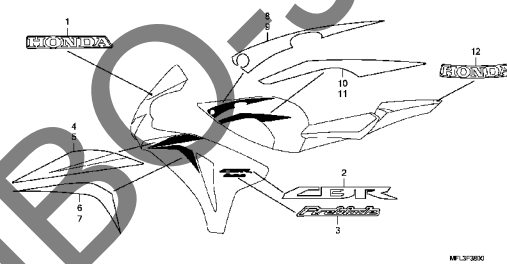
I 3



F-38

STRIPE/MARK

I 4



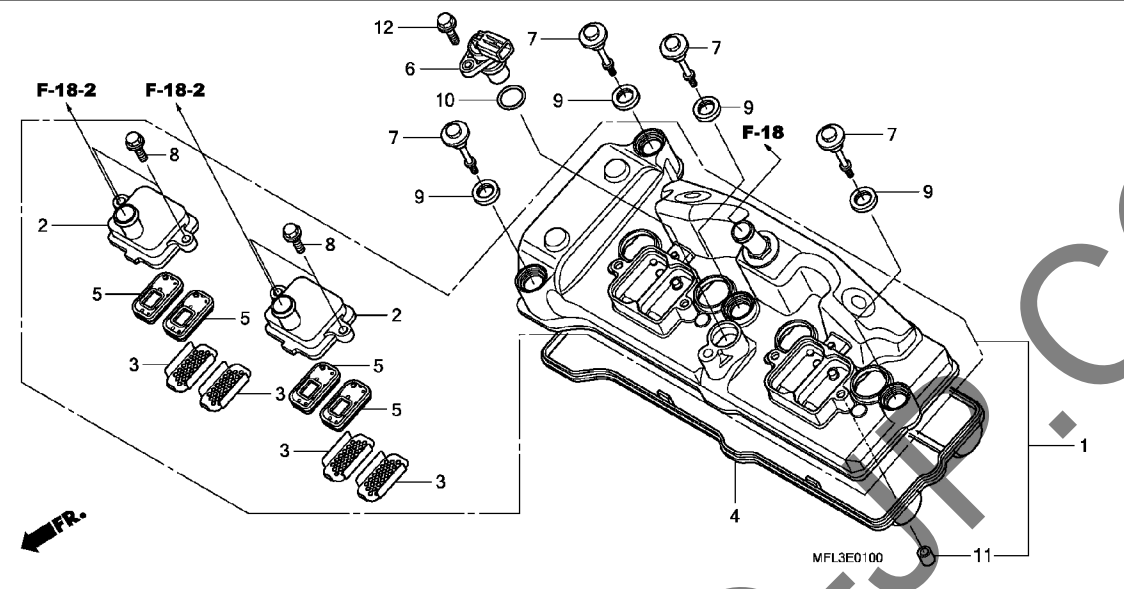
3

YUMBOJUP.COM

E-1

CYLINDER HEAD COVER

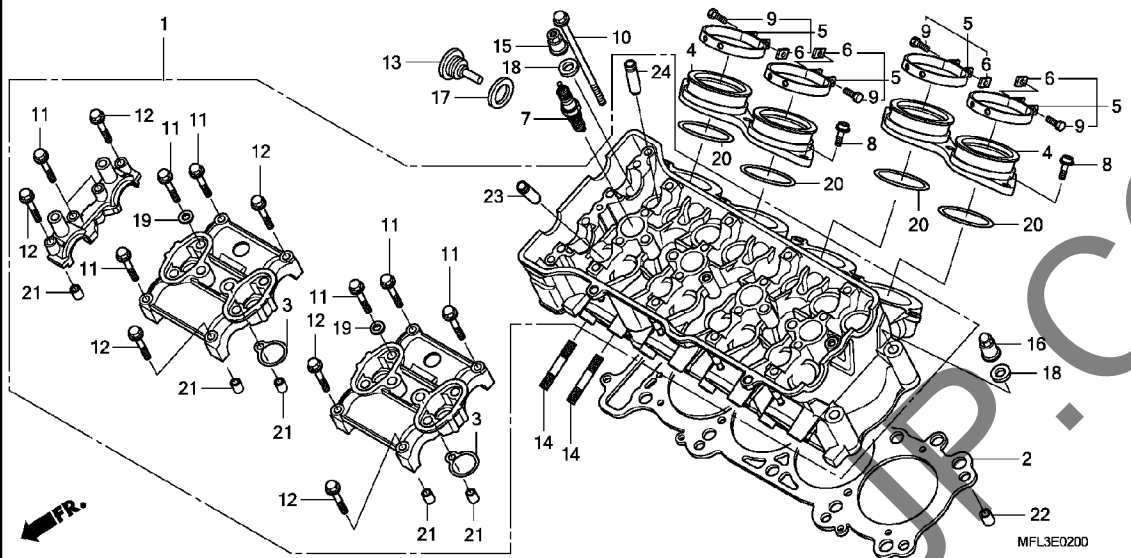
D 1



Ref. No.	L.O.N.	(Relative ref. Number) Description	F.R.T.
1	1111C4	COVER, CYLINDER HEAD	2.5
4	1111D2	GASKET, CYLINDER HEAD COVER ..	2.5
5		(3)	
	314125	VALVE, PAIR CHECK	1.8
	3141A8	VALVE, PAIR CHECK	
		FOR 1 VEHICLE	1.8
6	614117	GENERATOR, CAM PULSE	0.9

Ref. No.	Part No.	Description	Reqd. QTY CBR1000RR 8	Serial No.	Parts catalogue code
1	12310-MFL-000	COVER ASSY., CYLINDER HEAD ..	1		
2	12331-MFL-000	COVER, REED VALVE	2		
3	12341-MAT-750	PLATE, PORT (AI)	4		
4	12391-MFL-000	GASKET, CYLINDER HEAD COVER ..	1		
5	18601-MCJ-000	VALVE COMP., REED	4		
6	36140-MFL-003	PULSER ASSY., CAM	1		
7	90002-MY5-850	BOLT, HEAD COVER	4		
8	90004-GHB-650	BOLT, FLANGE, 6X20(NSHF)	4		
9	90543-MV9-670	RUBBER, MOUNTING	4		
10	91303-KFO-003	O-RING, 14.8X2.4(ARAI)	1		
11	94301-08140	DOWEL PIN, 8X14	4		
12	95701-06018-00	BOLT, FLANGE, 6X18	1		

2



Ref. No.	L.O.N.	(Relative ref. Number) Description	F.R.T.
1	111106	HEAD, CYLINDER .INCLUDES: Engine removal and installation .INCLUDES: Valve adjust and reface	9.9
2	111115	GASKET, CYLINDER HEAD .INCLUDES: Engine removal and installation	6.0
4	311131	INSULATOR, THROTTLE BODY/ CARBURETOR	1.6
	3111B6	INSULATOR, THROTTLE BODY/ CARBURETOR :FOR 1 VEHICLE	1.7
7	614130	PLUG, SPARK	1.8
	6141B2	PLUG, SPARK :FOR 1 VEHICLE	1.8
23	1111M0	GUIDE, EXHAUST VALVE(ONE) .INCLUDES: Engine removal and installation .INCLUDES: Reaming .INCLUDES: Valve adjust and reface	6.9
	1111MOA	.Replace all exhaust valve guide add	2.1
+	1111M9	GUIDE, VALVE :FOR 1 VEHICLE	11.4

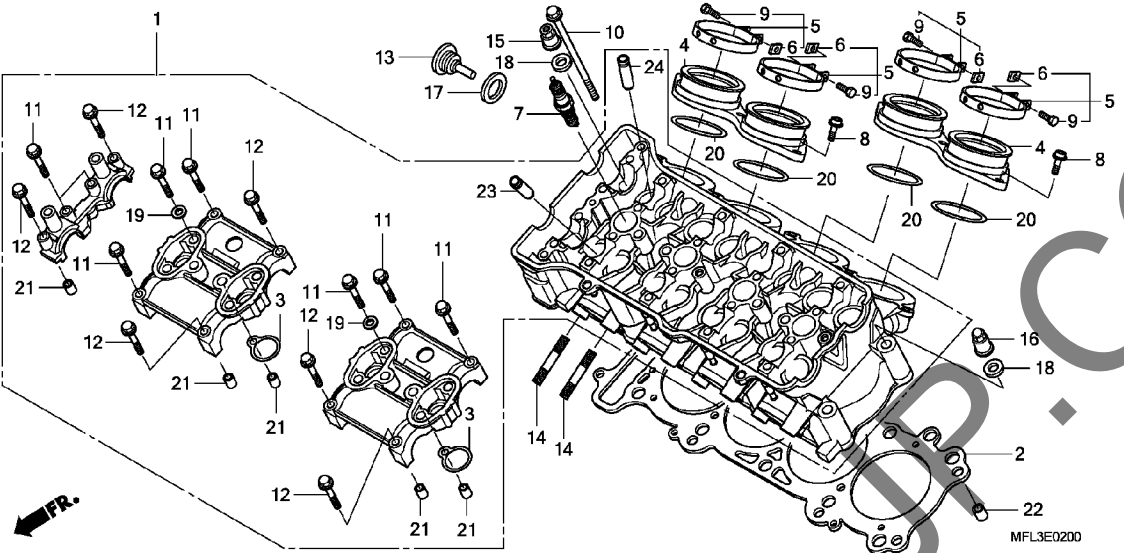
Ref. No.	Part No.	Description	Reqd. QTY CBR1000RR 8	Serial No.	Parts catalogue code
1	12010-MFL-000	HEAD ASSY., CYLINDER	1		
2	12251-MFL-003	GASKET, CYLINDER HEAD	1		
3	12395-MBW-003	GASKET, PLUG HOLE	4		
4	16210-MFL-000	INSULATOR COMP., THROTTLE BODY	2		
5	16218-MFL-000	BAND, INSULATOR	4		
6	16222-MV4-300	NUT, SQUARE, 5MM	4		
7	31912-MFL-003	PLUG, SPARK (IMR9E-9HES)(NGK)	4		
	31922-MEL-003	PLUG, SPARK (VUH27ES)(DENSO)	4		
8	90004-GHB-630	BOLT, FLANGE, 6X16(NSHF)	6		
9	90005-MEL-000	BOLT, RECESSED, 5X22	4		
10	90012-MFL-000	BOLT, FLANGE, 6X105	2		
11	90016-KT7-000	BOLT, FLANGE, 6X37	14		
12	90018-425-000	BOLT, FLANGE, 6X48	6		
13	90023-MFL-000	SHAFT B, CAM CHAIN TENSIONER	1		
14	90035-MM5-000	BOLT, STUD, 8X24	8		
15	90232-MFL-000	NUT, SPECIAL, 9MM	8		
16	90234-MFL-000	NUT, SPECIAL CAP, 9MM	2		
17	90403-MFL-000	WASHER, SEALING, 24MM	1		
18	90405-MFL-000	WASHER, PLAIN, 9MM	10		
19	90463-ML7-000	WASHER, SEALING, 6.5MM	8		
20	91301-MEL-003	O-RING, 44.3X2.5	4		
21	94301-08200	DOWEL PIN, 8X20	10		
22	94301-10160	DOWEL PIN, 10X16	2		
23	12204-MBW-305	GUIDE, IN. VALVE (O.S.) (EXHAUST SIDE)	8		
24	12204-MFL-305	GUIDE, VALVE (O.S.)	8		



E-2

CYLINDER HEAD

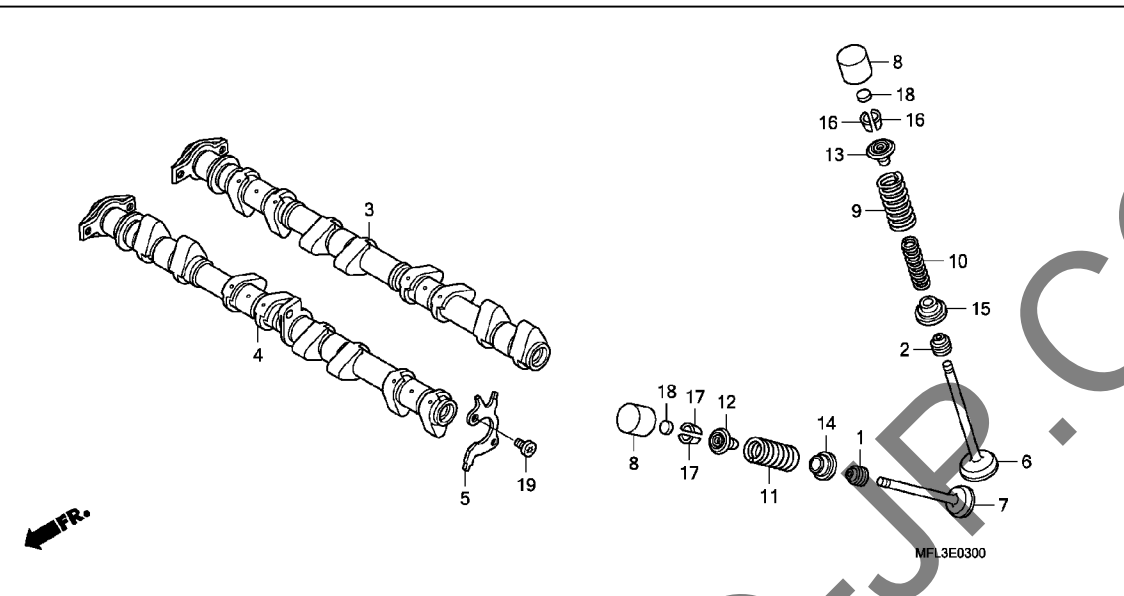
D 3



Ref. No.	L.O.N.	(Relative ref. Number) Description	F.R.T.
+23		.INCLUDES: Engine removal and installation .INCLUDES: Reaming .INCLUDES: Valve adjust and reface	
24	1111L9	GUIDE, INTAKE VALVE(ONE)	6.9
		.INCLUDES: Engine removal and installation .INCLUDES: Reaming .INCLUDES: Valve adjust and reface	
	1111L9A	.Replace all intake valve guide add	2.1

2

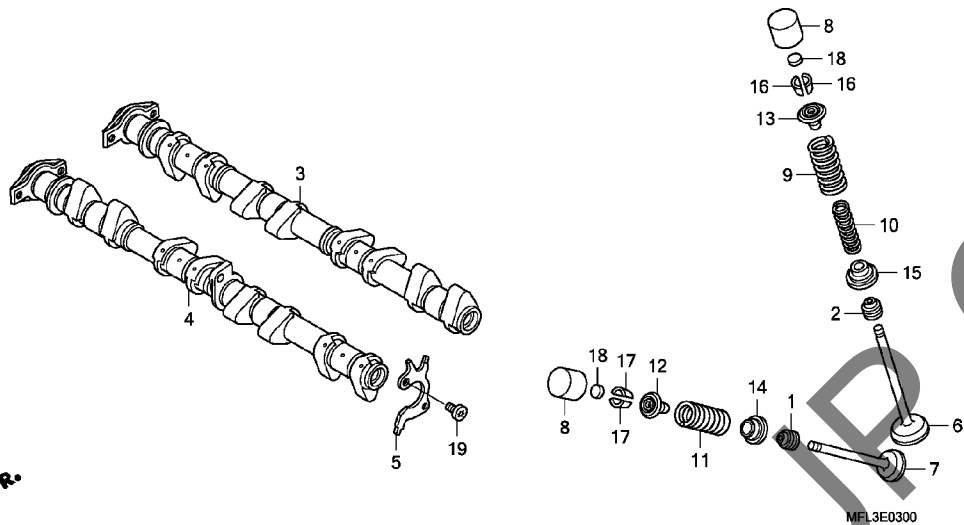
YUMBO.COM



Ref. No.	L.O.N.	(Relative ref. Number) Description	F.R.T.
3	1111E5	CAMSHAFT :INTAKEINCLUDES: Valve clearance adjustment	4.0
	1111T4	CAMSHAFT :FOR 1 VEHICLEINCLUDES: Valve clearance adjustment	4.6
4	1111E6	CAMSHAFT :EXHAUSTINCLUDES: Valve clearance adjustment	4.0
5	111119	ROTOR, CAM PULSE	3.5
6	1111N0	VALVE, INTAKE(ONE)INCLUDES: Engine removal and installation	6.4
	1111N0A	.INCLUDES: Refacing .Replace all intake valve add	1.4
	1111P0	VALVE :FOR 1 VEHICLEINCLUDES: Engine removal and installation	9.4
7	1111N1	VALVE, EXHAUST(ONE)INCLUDES: Engine removal and installation	6.4
	1111N1A	.INCLUDES: Refacing .Replace all exhaust valve add	1.4

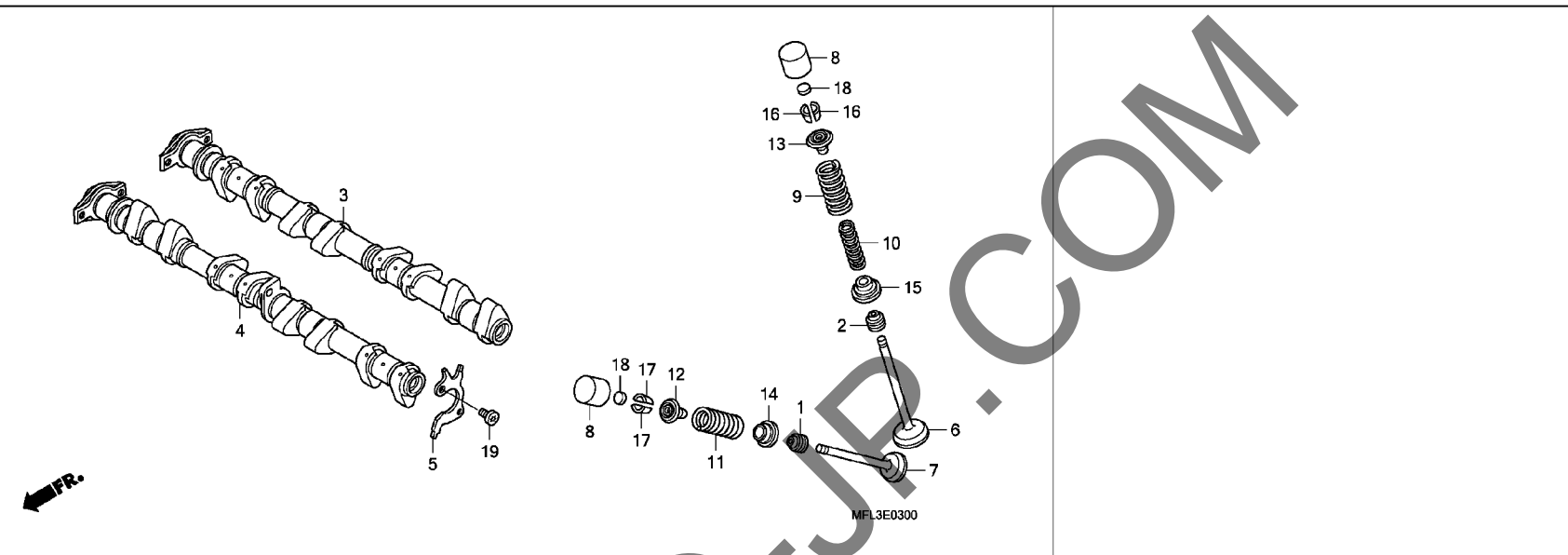
Ref. No.	Part No.	Description	Reqd. QTY CBR1000RR 8	Serial No.	Parts catalogue code
1	12209-KT7-013	SEAL, VALVE STEM	8		
2	12209-MZ5-003	SEAL, VALVE STEM	8		
3	14110-MFL-000	CAMSHAFT COMP., IN.	1		
4	14210-MFL-000	CAMSHAFT COMP., EX.	1		
5	14405-MFL-000	ROTOR, CAM PULSE	1		
6	14711-MFL-000	VALVE, IN.	8		
7	14721-MFL-000	VALVE, EX.	8		
8	14731-MCJ-000	LIFTER, VALVE	16		
9	14751-MFL-003	SPRING, IN. VALVE OUTER	8		
10	14752-MFL-003	SPRING, IN. VALVE INNER	8		
11	14761-MFL-003	SPRING, EX. VALVE	8		
12	14771-MBW-000	RETAINER, VALVE SPRING	8		
13	14771-MFL-000	RETAINER, VALVE SPRING	8		
14	14775-MBW-000	SEAT, VALVE SPRING	8		
15	14775-MCJ-000	SEAT, VALVE SPRING	8		
16	14781-MLO-720	COTTER, VALVE	16		
17	14781-MV9-671	COTTER, VALVE	16		
18	14901-KT7-013	SHIM, TAPPET (1.200)	16		
	14902-KT7-013	SHIM, TAPPET (1.225)	16		
	14903-KT7-013	SHIM, TAPPET (1.250)	16		
	14904-KT7-013	SHIM, TAPPET (1.275)	16		
	14905-KT7-013	SHIM, TAPPET (1.300)	16		
	14906-KT7-013	SHIM, TAPPET (1.325)	16		
	14907-KT7-013	SHIM, TAPPET (1.350)	16		
	14908-KT7-013	SHIM, TAPPET (1.375)	16		
	14909-KT7-013	SHIM, TAPPET (1.400)	16		





Ref. No.	L.O.N.	(Relative ref. Number) Description	F.R.T.
9		(2,10,13,15,16)	
1111P2		SPRING AND/OR STEM SEAL, INTAKE VALVE(ONE)	6.2
		.INCLUDES: Engine removal and installation	
1111P2A		.Replace all intake spring add	0.7
1111Q2		SPRING AND/OR STEM SEAL, VALVE :FOR 1 VEHICLE	7.7
		.INCLUDES: Engine removal and installation	
11		(1,12,14,17)	
1111P3		SPRING AND/OR STEM SEAL, EXHAUST VALVE(ONE)	6.2
		.INCLUDES: Engine removal and installation	
1111P3A		.Replace all exhaust spring add	0.7

Ref. No.	Part No.	Description	Reqd. QTY CBR1000RR 8	Serial No.	Parts catalogue code
18)	14910-KT7-013	SHIM, TAPPET (1.425)	16		
	14911-KT7-013	SHIM, TAPPET (1.450)	16		
	14912-KT7-013	SHIM, TAPPET (1.475)	16		
	14913-KT7-013	SHIM, TAPPET (1.500)	16		
	14914-KT7-013	SHIM, TAPPET (1.525)	16		
	14915-KT7-013	SHIM, TAPPET (1.550)	16		
	14916-KT7-013	SHIM, TAPPET (1.575)	16		
	14917-KT7-013	SHIM, TAPPET (1.600)	16		
	14918-KT7-013	SHIM, TAPPET (1.625)	16		
	14919-KT7-013	SHIM, TAPPET (1.650)	16		
	14920-KT7-013	SHIM, TAPPET (1.675)	16		
	14921-KT7-013	SHIM, TAPPET (1.700)	16		
	14922-KT7-013	SHIM, TAPPET (1.725)	16		
	14923-KT7-013	SHIM, TAPPET (1.750)	16		
	14924-KT7-013	SHIM, TAPPET (1.775)	16		
	14925-KT7-013	SHIM, TAPPET (1.800)	16		
	14926-KT7-013	SHIM, TAPPET (1.825)	16		
	14927-KT7-013	SHIM, TAPPET (1.850)	16		
	14928-KT7-013	SHIM, TAPPET (1.875)	16		
	14929-KT7-013	SHIM, TAPPET (1.900)	16		
	14930-KT7-013	SHIM, TAPPET (1.925)	16		
	14931-KT7-013	SHIM, TAPPET (1.950)	16		
	14932-KT7-013	SHIM, TAPPET (1.975)	16		
	14933-KT7-013	SHIM, TAPPET (2.000)	16		
	14934-KT7-013	SHIM, TAPPET (2.025)	16		
	14935-KT7-013	SHIM, TAPPET (2.050)	16		
	14936-KT7-013	SHIM, TAPPET (2.075)	16		
	14937-KT7-013	SHIM, TAPPET (2.100)	16		
	14938-KT7-013	SHIM, TAPPET (2.125)	16		

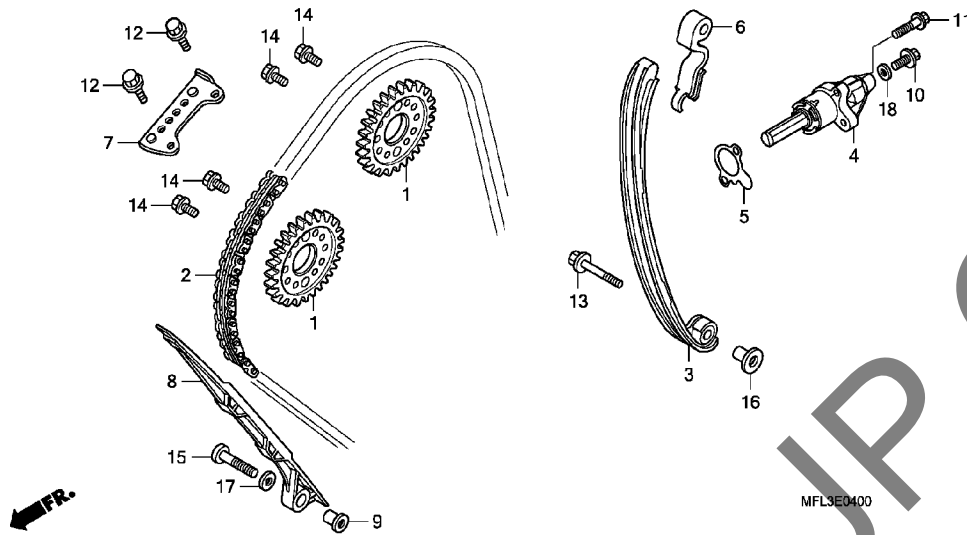


Ref. No.	Part No.	Description	Reqd. QTY CBR1000RR 8	Serial No.	Parts catalogue code
18)	14939-KT7-013	SHIM, TAPPET (2.150)	16		
	14940-KT7-013	SHIM, TAPPET (2.175)	16		
	14941-KT7-013	SHIM, TAPPET (2.200)	16		
	14942-KT7-013	SHIM, TAPPET (2.225)	16		
	14943-KT7-013	SHIM, TAPPET (2.250)	16		
	14944-KT7-013	SHIM, TAPPET (2.275)	16		
	14945-KT7-013	SHIM, TAPPET (2.300)	16		
	14946-KT7-013	SHIM, TAPPET (2.325)	16		
	14947-KT7-013	SHIM, TAPPET (2.350)	16		
	14948-KT7-013	SHIM, TAPPET (2.375)	16		
	14949-KT7-013	SHIM, TAPPET (2.400)	16		
	14950-KT7-013	SHIM, TAPPET (2.425)	16		
	14951-KT7-013	SHIM, TAPPET (2.450)	16		
	14952-KT7-013	SHIM, TAPPET (2.475)	16		
	14953-KT7-013	SHIM, TAPPET (2.500)	16		
	14954-KT7-013	SHIM, TAPPET (2.525)	16		
	14955-KT7-013	SHIM, TAPPET (2.550)	16		
	14956-KT7-013	SHIM, TAPPET (2.575)	16		
	14957-KT7-013	SHIM, TAPPET (2.600)	16		
	14958-KT7-013	SHIM, TAPPET (2.625)	16		
	14959-KT7-013	SHIM, TAPPET (2.650)	16		
	14960-KT7-013	SHIM, TAPPET (2.675)	16		
	14961-KT7-013	SHIM, TAPPET (2.700)	16		
	14962-KT7-013	SHIM, TAPPET (2.725)	16		
	14963-KT7-013	SHIM, TAPPET (2.750)	16		
	14964-KT7-013	SHIM, TAPPET (2.775)	16		
	14965-KT7-013	SHIM, TAPPET (2.800)	16		
19	90014-MFL-000	BOLT, SOCKET SPECIAL, 6X7.5	2		

E-4

CAM CHAIN/TENSIONER

D 7



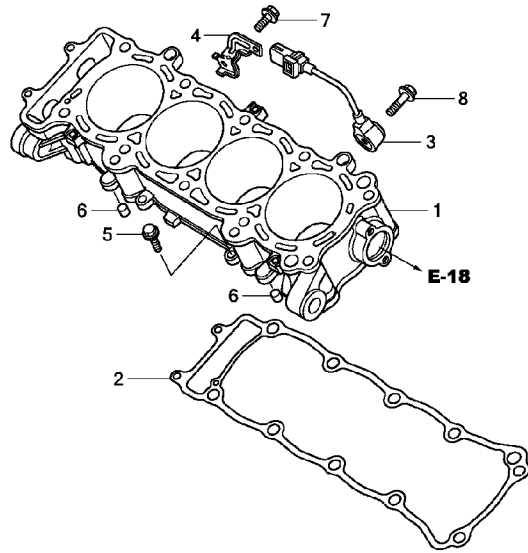
Ref. No.	L.O.N.	(Relative ref. Number) Description	F.R.T.
1	1111F7	SPROCKET, CAM :INTAKE	2.9
	1111F8	SPROCKET, CAM :EXHAUST	3.0
	1111F9	SPROCKET, CAM :FOR 1 VEHICLE	3.2
2	110140	CHAIN, CAM	3.8
3	111130	TENSIONER, CAM CHAIN	1.3
4		(5)	
	111133	LIFTER, TENSIONER	0.6
6	1111W4	TENSIONER, CAM CHAIN SUB	3.5
7	1111G9	GUIDE B, CAM CHAIN	2.5
8	111139	GUIDE, CAM CHAIN	3.8

Ref. No.	Part No.	Description	Reqd. QTY CBR1000RR 8	Serial No.	Parts catalogue code
1	14321-MFL-000	SPROCKET, CAM (34T)	2		
2	14401-MFL-003	CHAIN, CAM (124L)	1		
3	14510-MFL-010	TENSIONER COMP. A, CAM CHAIN	1		
4	14520-MFL-003	LIFTER ASSY., TENSIONER	1		
5	14525-MFA-001	GASKET, TENSIONER HOLE	1		
6	14530-MFL-000	TENSIONER COMP. B, CAM CHAIN	1		
7	14546-MCJ-000	GUIDE B, CAM CHAIN	1		
8	14620-MFL-003	GUIDE A, CAM CHAIN	1		
9	14626-MCJ-000	COLLAR, 6MM	1		
10	90004-GHB-600	BOLT, FLANGE, 6X10(NSHF)	1		
11	90010-GHB-670	BOLT, FLANGE, 6X25	2		
12	90011-MFJ-000	BOLT, KNOCK, 6MM	2		
13	90022-MFJ-000	PIVOT, CAM CHAIN TENSIONER	1		
14	90082-HA0-000	BOLT, FLANGE KNOCK, 7X10L5	4		
15	90108-MEL-000	BOLT, TORX, 6X32	1		
16	90401-MFL-000	COLLAR, CAM CHAIN TENSIONER	1		
17	90408-KW1-900	WASHER, 6MM	1		
18	90442-397-000	WASHER, SEALING, 6MM	1		

E-5

CYLINDER

D 8



Ref. No.	L.O.N.	(Relative ref. Number) Description	F.R.T.
1	1111A5	CYLINDERINCLUDES: Engine removal and installation	8.9
2	111102	GASKET, CYLINDERINCLUDES: Engine removal and installation	8.6
3	617147	SENSOR, KNOCK	0.6

Ref. No.	Part No.	Description	Reqd. QTY CBR1000RR 8	Serial No.	Parts catalogue code
1	12100-MFL-000	CYLINDER	1		
2	12191-MFL-003	GASKET, CYLINDER	1		
3	30530-MFJ-D01	SENSOR, KNOCK	1		
4	32120-MFL-000	BRACKET, CONNECTOR	1		
5	90006-GHB-670	BOLT, FLANGE, 6X25(NSHF)	2		
6	90701-MV9-670	DOWEL PIN, 10X16	2		
7	95701-06010-00	BOLT, FLANGE, 6X10	1		
8	95701-08030-00	BOLT, FLANGE, 8X30	1		

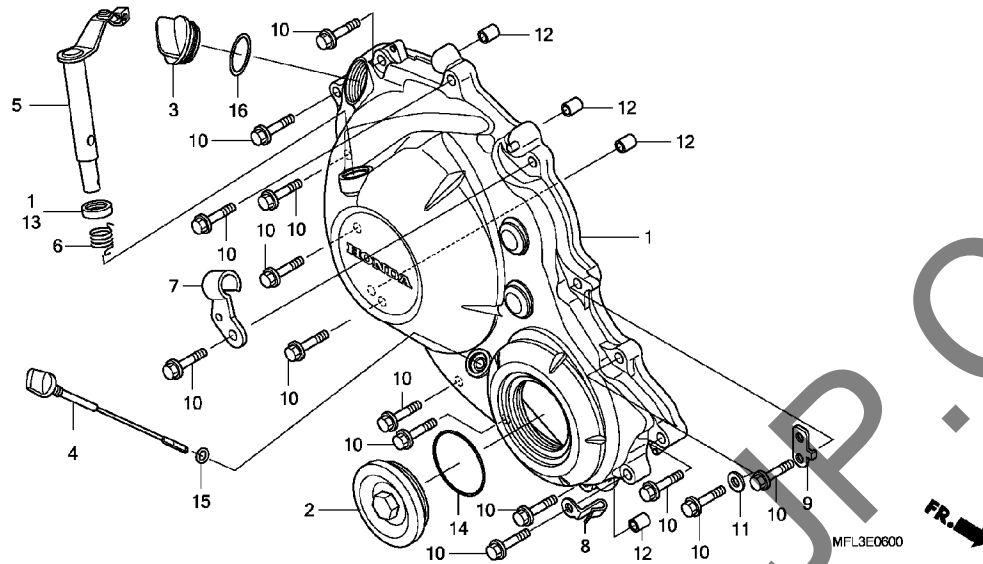
2

YUMBO-JP.COM

E-6

RIGHT CRANKCASE COVER

D 9



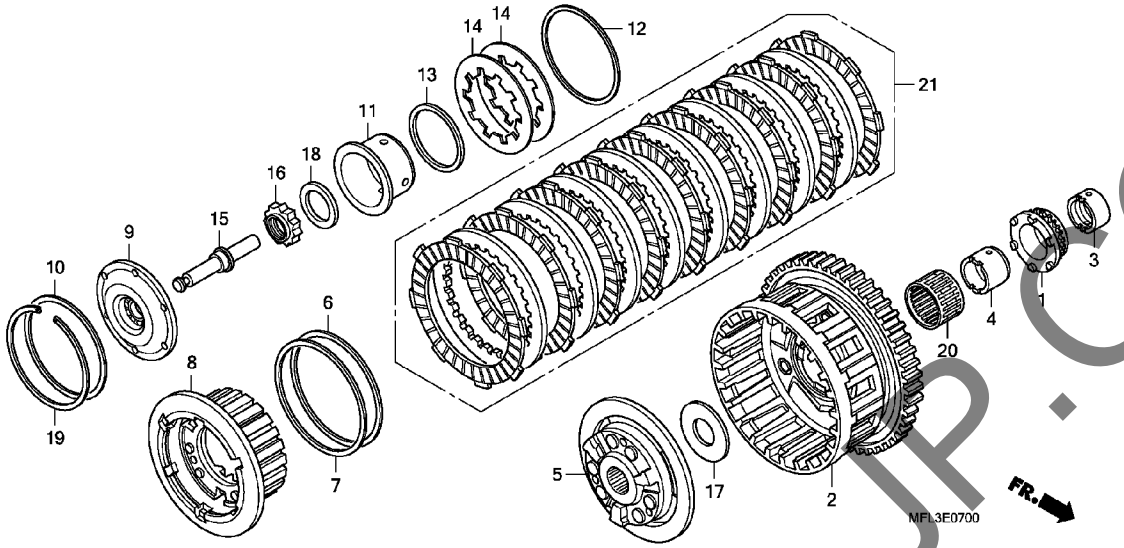
Ref. No.	L.O.N.	(Relative ref. Number) Description	F.R.T.
1	110159	COVER, CRANKCASE :RIGHT	0.8
5	2121A7	LEVER, CLUTCH	0.8

Ref. No.	Part No.	Description	Reqd. QTY CBR1000RR 8	Serial No.	Parts catalogue code
1	11330-MFL-000	COVER COMP., R. CRANKCASE	1		
2	11332-MFL-000	CAP, 45MM	1		
3	15611-KA4-710	CAP, OIL FILLER	1		
4	15650-MFL-000	GAUGE, OIL LEVEL	1		
5	22810-MFL-000	LEVER COMP., CLUTCH	1		
6	22815-MFL-000	SPRING, CLUTCH LEVER	1		
7	22821-MFL-000	RECEIVER, CLUTCH CABLE	1		
8	32114-MFG-D00	GUIDE, OIL PRESSURE SWITCH	1		
9	32157-MFJ-D00	STAY, HARNESS CLIP	1		
10	90006-GHB-680	BOLT, FLANGE, 6X28(NSHF)	14		
11	90442-Q35-000	WASHER, SEALING, 6MM	1		
12	90701-MV9-670	DOWEL PIN, 10X16	4		
13	91204-KK0-003	OIL SEAL, 12X18X5(ARAI)	1		
14	91301-ML7-003	O-RING, 48.1X3.6(ARAI)	1		
15	91303-MJ0-003	O-RING, 6.5X2.2(ARAI)	1		
16	91307-KF0-003	O-RING, 18X3(ARAI)	1		

E-7

CLUTCH

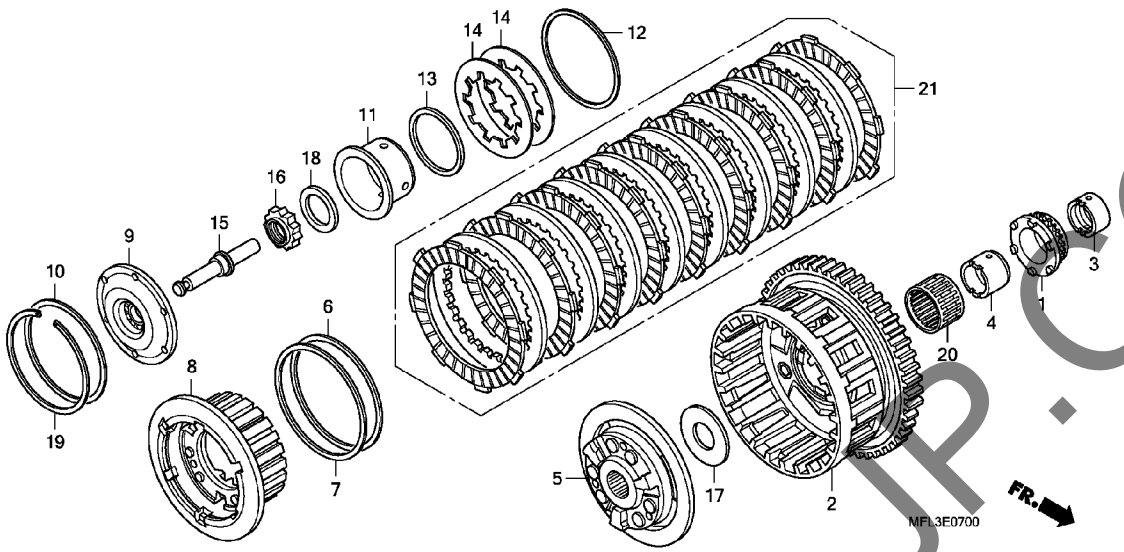
D10



Ref. No.	L.O.N.	(Relative ref. Number) Description	F.R.T.
1		(3)	
1	1131A2	SPROCKET, OIL PUMP DRIVE	1.2
2		(4,20)	
2	2121A0	OUTER, CLUTCH	1.1
5	212112	CENTER, CLUTCH	1.1
8	2121A3	PLATE, CLUTCH PRESSURE	1.1
14		(11,12,13)	
14	212107	SPRING, CLUTCH	1.0
15		.NOTE: Same time for two units (9,10)	
15	2121B6	ROD, CLUTCH LIFTER	0.8
21		(6,7)	
21	2121A1	DISC, CLUTCH FRICTION	1.1
		.NOTE: Same time for two units or more	

Ref. No.	Part No.	Description	Reqd. QTY CBR1000RR 8	Serial No.	Parts catalogue code
1	15131-MEL-003	SPROCKET, OIL PUMP DRIVE (26T)	1		
2	22100-MFL-000	OUTER COMP. A, CLUTCH (WHITE)	1		
	22110-MFL-000	OUTER COMP. B, CLUTCH (BLACK)	1		
3	22116-MEL-000	COLLAR, OIL PUMP SPROCKET ...	1		
4	22117-MEL-D20	GUIDE A, CLUTCH OUTER (HOLE NOTHING)	1		
	22118-MEL-D20	GUIDE B, CLUTCH OUTER (2MM HOLE)	1		
5	22120-MFL-000	CENTER COMP., CLUTCH	1		
6	22325-MFL-000	SPRING, CLUTCH PLATE	1		
7	22326-MEL-000	SEAT, JUDDER SPRING	1		
8	22350-MFL-000	PLATE COMP., CLUTCH PRESSURE	1		
9	22354-MFL-000	LIFTER COMP., CLUTCH	1		
10	22356-MFL-000	SEAT, CLUTCH LIFTER	1		
11	22365-MFL-000	HOLDER, CLUTCH SPRING	1		
12	22366-MFL-000	SEAT, CLUTCH SPRING	1		
13	22368-MFL-000	SEAT B, CLUTCH SPRING	1		
14	22401-MFL-000	SPRING, CLUTCH	2		
15	22847-MFL-000	PIN, CLUTCH LIFTER	1		
16	90231-MS2-610	NUT, LOCK, 25MM	1		
17	90401-MS2-610	WASHER, THRUST, 28.2X56X2 ...	1		
18	90407-MFL-000	WASHER, 25.1X37X3.2	1		
19	90601-MFL-000	CIRCLIP, INTERNAL, 102	1		
20	91101-MEL-D20	BEARING A, NEEDLE, 35X41X27.8 (RED)	1		

2



Ref. No.	Part No.	Description	Reqd. QTY CBR1000RR 8	Serial No.	Parts catalogue code
20)	91102-MEL-D20	BEARING B, NEEDLE, 35X41X27.8 (WHITE)	1		
	91103-MEL-D20	BEARING C, NEEDLE, 35X41X27.8 (PURPLE)	1		
21	22210-MFL-000	DISK SET, CLUTCH	1		

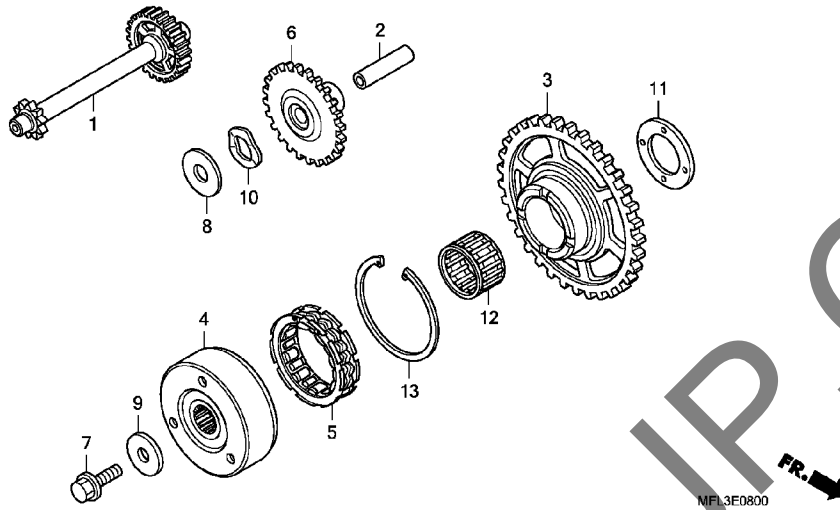
2

YUMBO.COM

E-8

STARTING CLUTCH

D12



Ref. No.	L.O.N.	(Relative ref. Number) Description	F.R.T.
1	612125	GEAR, STARTER REDUCTION	1.1
3		(12)	
	612120	GEAR, STARTER DRIVEN	0.9
4	612131	OUTER, STARTING CLUTCH	1.0
5	6121A2	CLUTCH, STARTING ONE WAY	1.0
6	612135	GEAR, STARTER IDLE	0.8

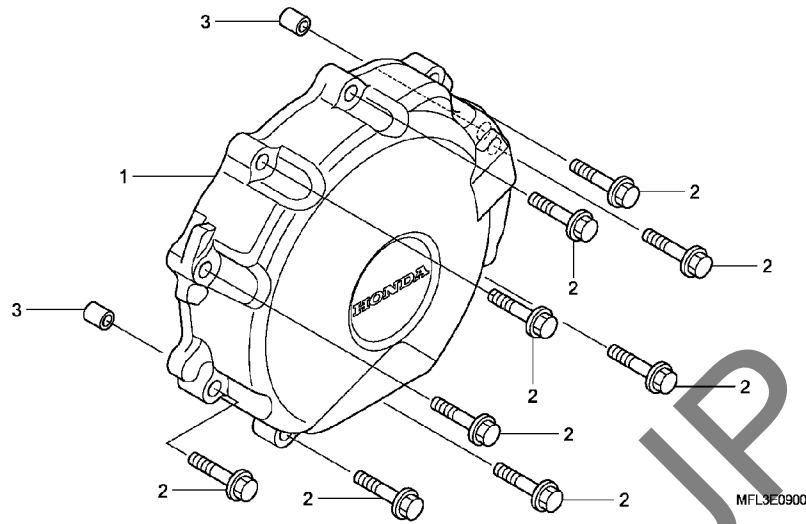
Ref. No.	Part No.	Description	Reqd. QTY CBR1000RR 8	Serial No.	Parts catalogue code
1	28100-MFL-000	GEAR COMP. A, STARTER REDUCTION (38T/8T)	1		
2	28102-ME9-000	PIN, 10X44	1		
3	28110-MFL-000	GEAR COMP., STARTING DRIVEN (37T)	1		
4	28115-MFL-000	OUTER, STARTING CLUTCH	1		
5	28126-MEL-000	CLUTCH, ONE WAY	1		
6	28140-MFL-000	GEAR COMP. B, STARTER REDUCTION (24T/15T)	1		
7	90013-430-000	BOLT, SPECIAL, 10X25	1		
8	90401-MEE-000	WASHER, 10X28X1	1		
9	90405-MFA-D00	WASHER, 10.5X31.8	1		
10	90435-MEE-000	WASHER, WAVE	1		
11	90456-MFA-D00	WASHER, THRUST, 22.1X42X3 ...	1		
12	91101-MFJ-D01	BEARING, NEEDLE, 30X35X20 ...	1		
13	94520-63150	CIRCLIP, INTERNAL, 63MM	1		

2

E-9

A.C. GENERATOR COVER

D13



Ref. No.	L.O.N.	(Relative ref. Number) Description	F.R.T.
1	1101B1	COVER, ALTERNATOR	0.9

Ref. No.	Part No.	Description	Reqd. QTY CBR1000RR 8	Serial No.	Parts catalogue code
1	11321-MFL-000	COVER, A.C. GENERATOR	1		
2	90006-GHB-680	BOLT, FLANGE, 6X28(NSHF)	9		
3	94301-08140	DOWEL PIN, 8X14	2		

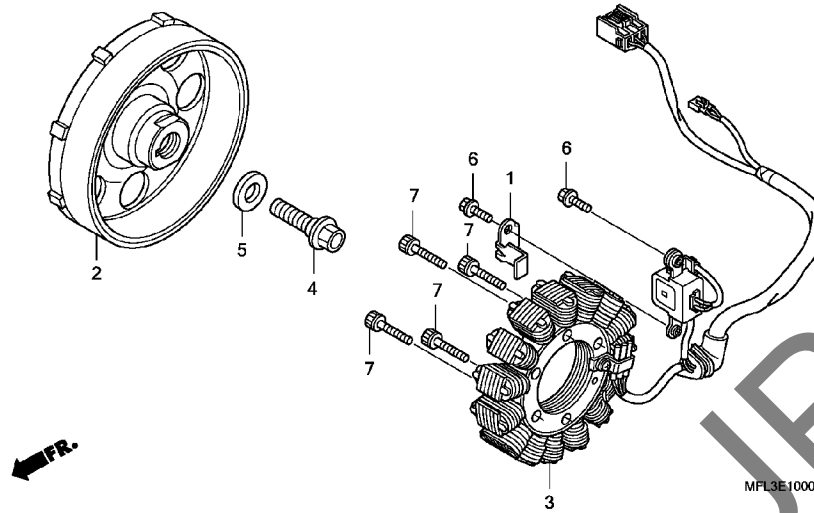
YUMBO-JP.COM

2

E-10

GENERATOR

D14



Ref. No.	L.O.N.	(Relative ref. Number) Description	F.R.T.
2	613105	ROTOR OR FLYWHEEL	1.0
3	6131A3	STATOR	1.1

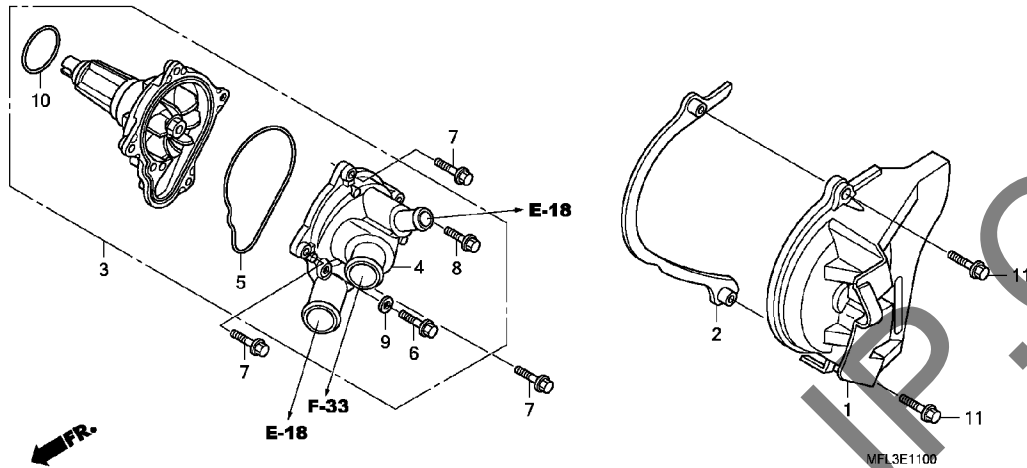
Ref. No.	Part No.	Description	Reqd. QTY CBR1000RR 8	Serial No.	Parts catalogue code
1	11322-MFL-000	CLAMP, A.C. GENERATOR CORD ..	1		
2	31110-MFL-641	FLYWHEEL COMP.	1		
3	31120-MFL-641	STATOR COMP.	1		
4	90003-MN4-000	BOLT, FLANGE, 10X35	1		
5	90405-MLO-000	WASHER, 10X25X4	1		
6	95701-06016-00	BOLT, FLANGE, 6X16	2		
7	96600-06025-00	BOLT, SOCKET, 6X25	4		

2

E-11

WATER PUMP

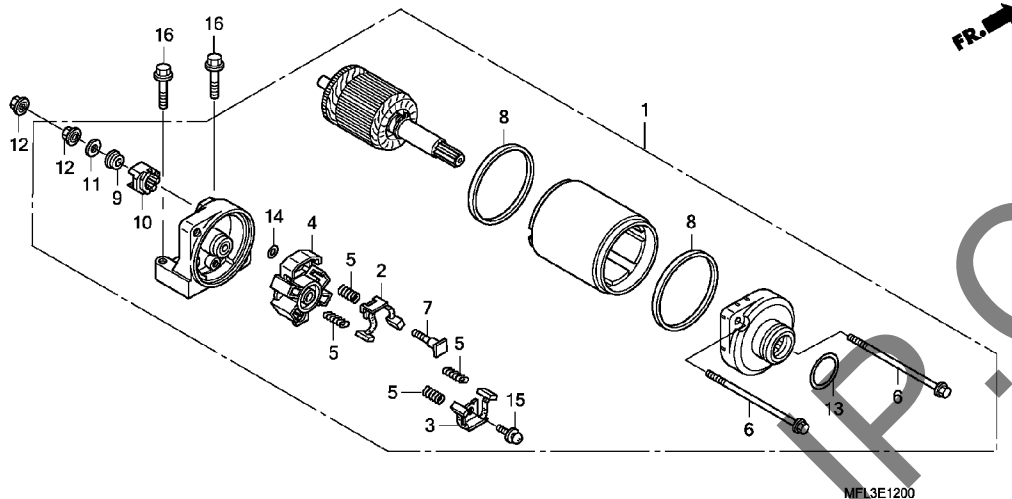
D15



Ref. No.	L.O.N.	(Relative ref. Number) Description	F.R.T.
1	1101B0	COVER, CRANKCASE :LEFT REAR ..	0.2
3	114103	PUMP ASSY., WATER	1.0
4	1141B0	COVER, WATER PUMP	1.0
5	1141B1	GASKET, WATER PUMP COVER	1.0
10	1141E1	O-RING, WATER PUMP	1.0

Ref. No.	Part No.	Description	Reqd. QTY CBR1000RR 8	Serial No.	Parts catalogue code
1	11350-MFL-000	COVER, L. RR.	1		
2	11355-MFL-000	PLATE COMP., DRIVE CHAIN GUIDE	1		
3	19200-MFL-000	PUMP COMP., WATER	1		
4	19220-MFL-000	COVER COMP., WATER PUMP	1		
5	19226-MFL-000	GASKET, WATER PUMP COVER	1		
6	90003-HN2-000	BOLT, FLANGE, 6X30(CT200)	1		
7	90006-GHB-690	BOLT, FLANGE, 6X32(NSHF)	3		
8	90121-MV9-670	BOLT, FLANGE, 6X25	1		
9	90463-ML7-000	WASHER, SEALING, 6.5MM	1		
10	91302-MB0-013	O-RING, 32.95X2.62(ARAI)	1		
11	96001-06025-07	BOLT, FLANGE, 6X25	2		

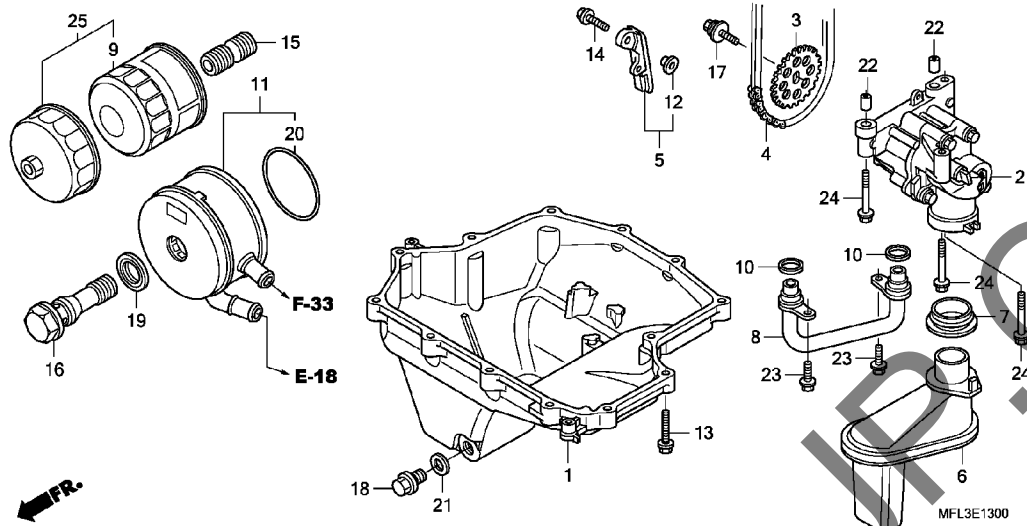
2



Ref. No.	L.O.N.	(Relative ref. Number) Description	F.R.T.
1	612105	MOTOR, STARTING	0.5
2	(3,5)		
	6121A4	TERMINAL, BRUSH(STARTER)	0.6
.NOTE: Same time for two units			

Ref. No.	Part No.	Description	Reqd. QTY CBR1000RR 8	Serial No.	Parts catalogue code
1	31200-MFL-003	MOTOR ASSY., STARTER	1		
2	31201-MEW-921	BRUSH SET A, CARBON	1		
3	31202-MEW-921	BRUSH SET B, CARBON	1		
4	31203-MEW-921	HOLDER, BRUSH	1		
5	31204-MEW-921	SPRING, CARBON BRUSH	4		
6	31205-MFJ-D01	BOLT, SETTING	2		
7	31206-MEW-921	BOLT, TERMINAL	1		
8	31207-HP5-601	RING	2		
9	31208-MEW-921	INSULATOR	1		
10	31209-MEW-921	STOPPER, TERMINAL	1		
11	31210-MEW-921	WASHER	1		
12	90071-MB0-000	NUT-WASHER, 6MM	2		
13	91309-425-003	O-RING, 24.4X3.1 (ARAI)	1		
14	91320-MB0-000	O-RING	1		
15	93892-05012-08	SCREW-WASHER, 5X12	1		
16	95801-06028-00	BOLT, FLANGE, 6X28	2		





Ref. No.	L.O.N.	(Relative ref. Number) Description	F.R.T.
1	113145	PAN, OIL AND/OR GASKET	2.0
2	113105	PUMP ASSY., OIL	2.3
3	113111	SPROCKET, OIL PUMP DRIVEN	2.2
4	113122	CHAIN, OIL PUMP DRIVE	1.2
5	1131A3	GUIDE, OIL PUMP CHAIN	1.1
6	1131B6	STRAINER, OIL	2.0
8	(10)		
9	1131A4	PIPE, OIL PATH	2.1
	(25)		
11	113180	CARTRIDGE, OIL FILTER	0.3
11	1131B4	COOLER, OIL	2.0

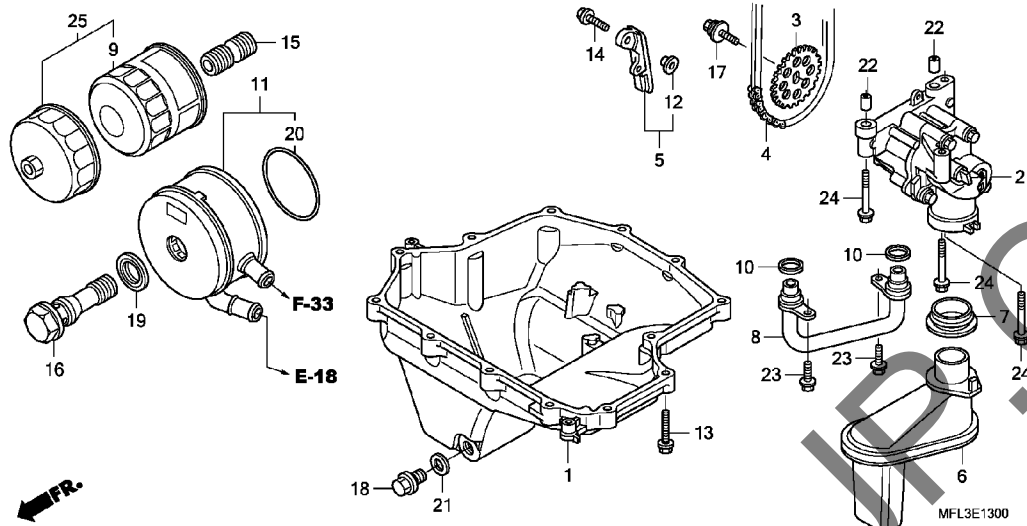
Ref. No.	Part No.	Description	Reqd. QTY CBR1000RR 8	Serial No.	Parts catalogue code
1	11210-MFL-000	PAN, OIL	1		
2	15100-MFL-000	PUMP ASSY., OIL	1		
3	15134-MEL-000	SPROCKET, OIL PUMP DRIVEN	1		
		(25T)	1		
4	15141-MFL-003	CHAIN, OIL PUMP	1		
5	15146-MFL-000	GUIDE COMP., OIL PUMP CHAIN	1		
6	15150-MFL-000	STRAINER COMP., OIL	1		
7	15154-MAT-000	PACKING, OIL STRAINER	1		
8	15310-MFL-000	PIPE COMP., OIL	1		
9	15410-MFJ-D01	CARTRIDGE, OIL FILTER	1		
		(TOYO ROKI)	1		
10	15433-MFJ-D01	RING, SEAL	2		
11	15700-MFL-003	COOLER COMP., OIL	1		
12	61107-MCR-D00	COLLAR, FR. FENDER	1		
13	90006-GHB-680	BOLT, FLANGE, 6X28(NSHF)	13		
14	90011-MFL-000	BOLT, FLANGE, 6X20	1		
15	90019-MB0-000	BOSS, OIL FILTER	1		
16	90019-MFJ-D00	BOLT, OIL COOLER	1		
17	90021-MM5-000	BOLT-WASHER, 6X12	1		
18	90131-883-000	BOLT, DRAIN PLUG, 12X15	1		
19	90402-MFJ-D01	WASHER, SEALING, 34.5MM	1		
20	91354-MCT-003	O-RING, OIL COOLER	1		
21	94109-12000	WASHER, DRAIN PLUG, 12MM	1		
22	94301-08140	DOWEL PIN, 8X14	2		
23	95701-06016-00	BOLT, FLANGE, 6X16	2		



E-13

OIL PAN/OIL PUMP

E 2



Ref. No.	Part No.	Description	Reqd. QTY CBR1000RR 8	Serial No.	Parts catalogue code
24	95701-06045-00	BOLT, FLANGE, 6X45	3		
25	15010-MCE-H51	FILTER SET, OIL	(1)		

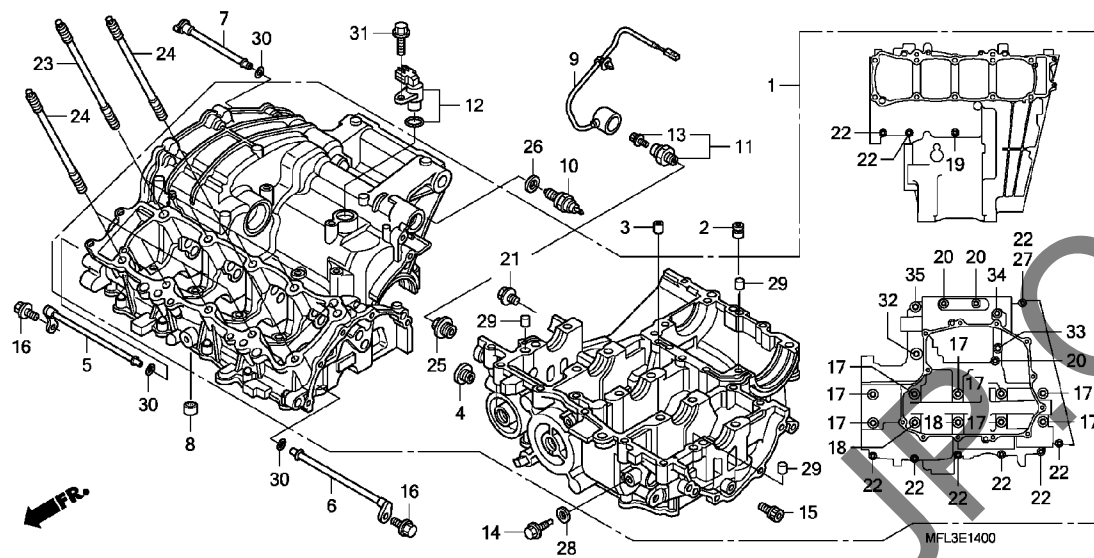
2

YUMBO.COM

E-14

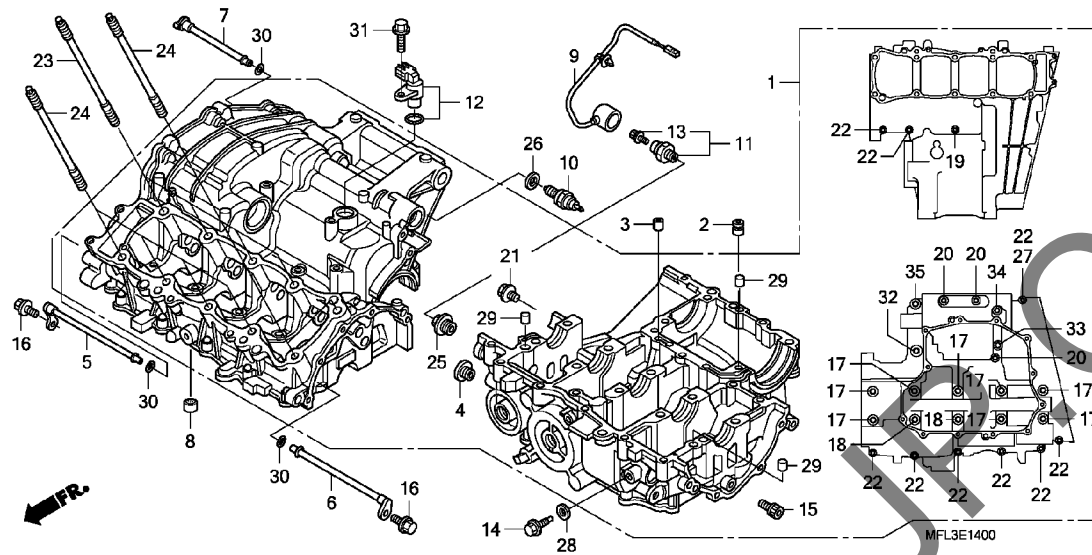
CRANKCASE

E 3



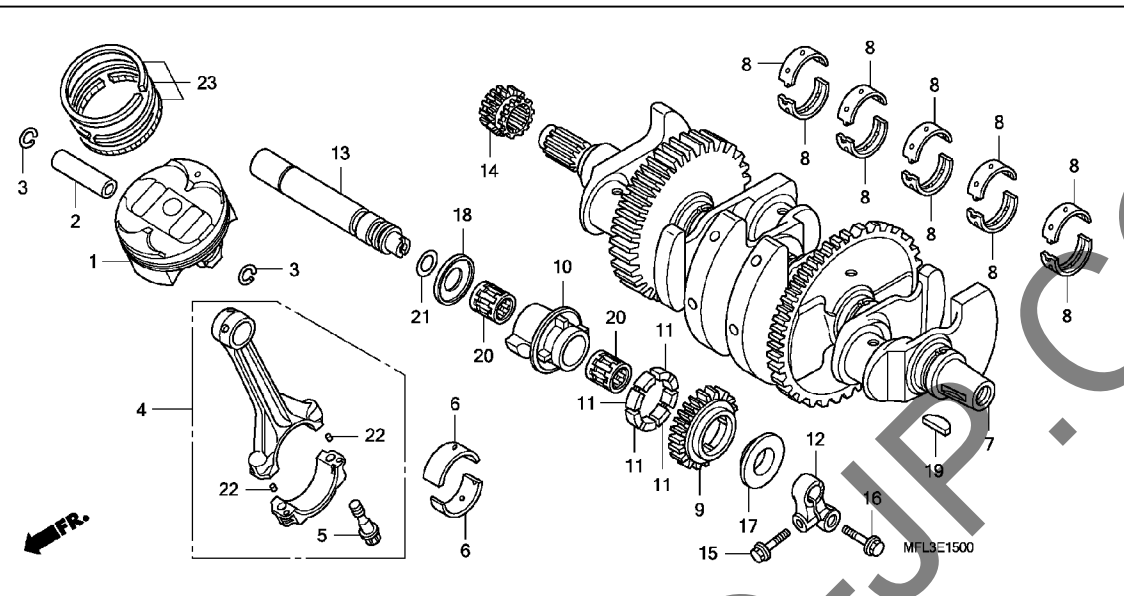
Ref. No.	L.O.N.	(Relative ref. Number) Description	F.R.T.
1	110105	CRANKCASE SETINCLUDES: Engine removal and installation (6,7,30)	11.4
5	1101M4	JET, CRANKCASE OILINCLUDES: Engine removal and installation .NOTE: Same time for two units or more	7.7
9	611142	SUB HARNESS, ENGINE	0.3
10	6151B8	SWITCH, NEUTRAL	0.2
11	615160	SWITCH, OIL PRESSURE	0.2
12	617198	SENSOR, SPEEDOMETER	0.4

Ref. No.	Part No.	Description	Reqd. QTY CBR1000RR 8	Serial No.	Parts catalogue code
1	11000-MFL-000	CRANKCASE SET	1		
2	11206-MFL-000	ORIFICE	1		
3	11207-MFL-000	ORIFICE, 1.1MM	1		
4	12208-PR3-000	BOLT, SEALING, 20MM	1		
5	15330-MFL-000	PIPE COMP., R. OIL JET	1		
6	15340-MFL-000	PIPE COMP., L. OIL JET	1		
7	15350-MFL-000	PIPE COMP., TRANSMISSION OIL JET	1		
8	15351-MFJ-D00	ORIFICE, 1MM	1		
9	32101-MFL-000	SUB HARNESS, ENGINE	1		
10	35600-MFJ-D01	SWITCH ASSY., NEUTRAL	1		
11	37240-P13-013	SWITCH ASSY., OIL PRESSURE (DENSO)	1		
12	37700-MEW-921	SENSOR ASSY., SPEED	1		
13	90002-PA6-003	BOLT-WASHER, 4X8 (DENSO)	1		
14	90004-MM5-000	BOLT, SPECIAL, 6X18	1		
15	90010-MEL-000	BOLT, SOCKET, 8X12	1		
16	90011-MFJ-D00	BOLT, KNOCK, 6MM	2		
17	90015-MFL-003	BOLT, FLANGE, 9X105	8		
18	90016-MFL-003	BOLT, FLANGE, 9X126	2		
19	90017-MEL-000	BOLT, FLANGE, 7X60	1		
20	90017-MFL-000	BOLT, FLANGE, 7X50	3		
21	90019-MAT-000	BOLT, SEALING, 8MM	1		
22	90019-MFA-D00	BOLT, FLANGE, 7X40	9		
23	90032-MFL-000	BOLT, STUD, 9X145.5	4		



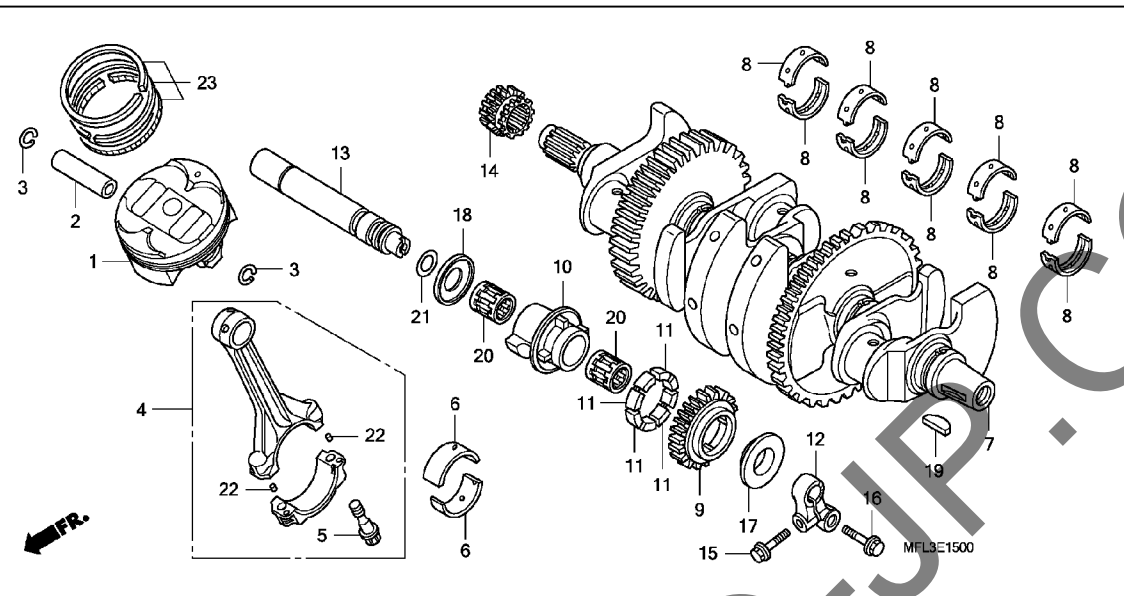
Ref. No.	Part No.	Description	Reqd. QTY CBR1000RR 8	Serial No.	Parts catalogue code
24	90033-MFL-000	BOLT, STUD, 9X134	6		
25	90048-MFL-000	BOLT, SEALING, 22MM	1		
26	90443-MJ6-000	WASHER, NEUTRAL	1		
27	90447-KE1-000	WASHER, SEALING, 7MM	1		
28	90463-ML7-000	WASHER, SEALING, 6.5MM	1		
29	90701-MV9-670	DOWEL PIN, 10X16	3		
30	91307-422-000	O-RING, 4.8X1.9	3		
31	95701-06018-00	BOLT, FLANGE, 6X18	1		
32	95701-08050-00	BOLT, FLANGE, 8X50	1		
33	95701-08055-07	BOLT, FLANGE, 8X55	1		
34	95701-08080-00	BOLT, FLANGE, 8X80	1		
35	95701-10060-00	BOLT, FLANGE, 10X60	1		





Ref. No.	L.O.N.	(Relative ref. Number) Description	F.R.T.
1	(2,3,4,6,23)		
1111T9		PISTON AND/OR RING SET AND/OR BEARING AND/OR ROD	8.3
		.INCLUDES: Engine removal and installation	
		.INCLUDES: Inspection/Measurement/Cleaning	
1111T9B		.With 1 cylinder add	0.6
1111T9C		.With 2 cylinder add	1.0
1111X9		PISTON AND/OR RING SET AND/OR BEARING AND/OR ROD :FOR 1 VEHICLE	9.7
		.INCLUDES: Engine removal and installation	
		.INCLUDES: Inspection/Measurement/Cleaning	
		.INCLUDES: Crankshaft removal and installation	
7	1101B5	CRANKSHAFT	9.9
		.INCLUDES: Engine removal and installation	
+	8	110125 BEARING, CRANKSHAFT	9.1

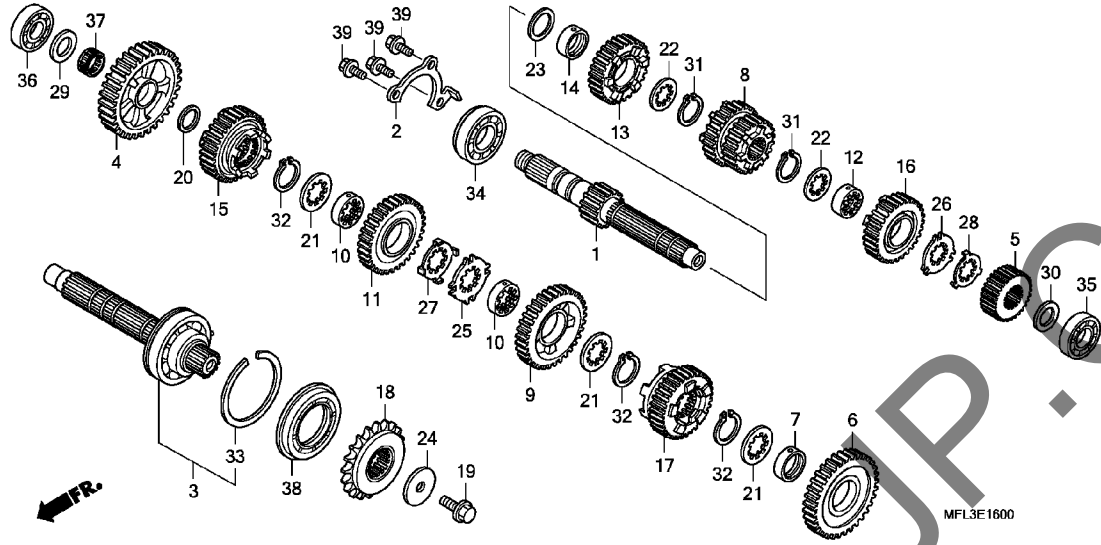
Ref. No.	Part No.	Description	Reqd. QTY CBR1000RR 8	Serial No.	Parts catalogue code
1	13101-MFL-000	PISTON	4		
2	13111-MFL-010	PIN, PISTON	4		
3	13112-MEL-000	CLIP, PISTON PIN, 17MM	8		
4	13210-MFL-000	ROD ASSY., CONNECTING	4		
5	13213-MFL-003	BOLT, CONNECTING ROD	8		
6	13214-MFL-003	BEARING A, CONNECTING ROD (BLUE)	8		
	13215-MFL-003	BEARING B, CONNECTING ROD (BLACK)	8		
	13216-MFL-003	BEARING C, CONNECTING ROD (BROWN)	8		
	13217-MFL-003	BEARING D, CONNECTING ROD (GREEN)	8		
	13218-MFL-003	BEARING E, CONNECTING ROD (YELLOW)	8		
7	13310-MFL-000	CRANKSHAFT	1		
8	13314-MFL-003	BEARING B, CRANKSHAFT (BROWN)	10		
	13315-MFL-003	BEARING C, CRANKSHAFT (GREEN)	10		
	13316-MFL-003	BEARING D, CRANKSHAFT (YELLOW)	10		
	13317-MFL-003	BEARING E, CRANKSHAFT (PINK)	10		
	13318-MFL-003	BEARING F, CRANKSHAFT (RED)	10		
9	13421-MFL-000	GEAR, BALANCER (26T)	1		
10	13430-MFL-000	WEIGHT, BALANCER	1		
11	13435-MFL-000	RUBBER, DAMPER	4		
12	13436-MM5-000	HOLDER, BALANCER SHAFT	1		
13	13440-MFL-000	SHAFT COMP., BALANCER	1		
14	14312-MFL-000	SPROCKET, TIMING (17T)	1		



Ref. No.	L.O.N.	(Relative ref. Number) Description	F.R.T.
+ 8		.INCLUDES: Engine removal and installation (10,11,20)	
9	1101C4	GEAR, BALANCER	7.9
		.INCLUDES: Engine removal and installation	
13	110185	SHAFT, BALANCER	7.9
		.INCLUDES: Engine removal and installation	
14	1101C8	SPROCKET, TIMING	3.8

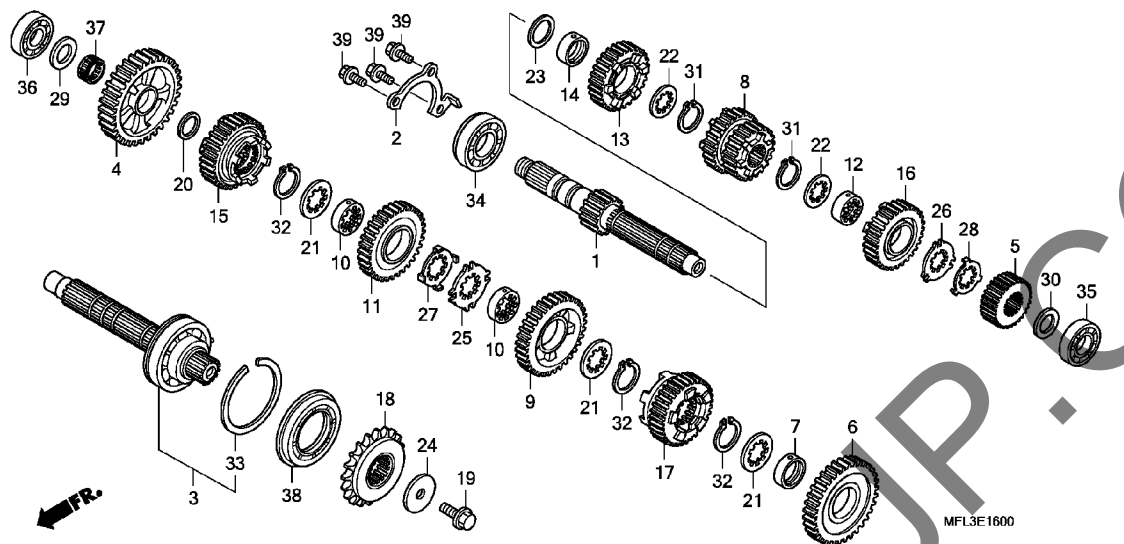
Ref. No.	Part No.	Description	Reqd. QTY CBR1000RR 8	Serial No.	Parts catalogue code
15	90002-MCZ-000	BOLT, FLANGE, 6X18	1		
16	90022-MFA-D00	BOLT, FLANGE, 8X25	1		
17	90457-MAT-000	WASHER A, BALANCER SIDE	1		
18	90458-MAT-000	WASHER B, BALANCER SIDE	1		
19	90701-HB6-010	KEY, WOODRUFF, 25X14X4	1		
20	91015-MEL-003	BEARING B, NEEDLE, 18X27X23.8 (BLUE)	2		
	91016-MEL-003	BEARING C, NEEDLE, 18X27X23.8 (WHITE)	2		
	91017-MEL-003	BEARING D, NEEDLE, 18X27X23.8 (GREEN)	2		
21	91302-377-000	O-RING, 15X2.5	1		
22	94303-04065	PIN C, DOWEL, 4X6.5	8		
23	13031-MFL-000	RING SET, PISTON	4		





Ref. No.	L.O.N.	(Relative ref. Number) Description	F.R.T.
1	(5,8,13,16)		
210141		MAINSHAFT TRANSMISSIONINCLUDES: Engine removal and installation	8.0
210141A		.Replace countershaft add	0.2
3	(4,9,11,15,17)		
210142		COUNTERSHAFT, TRANSMISSIONINCLUDES: Engine removal and installation	7.9
210142A		.Replace mainshaft add	0.3
18	213135	SPROCKET, DRIVE	0.4
34	2101C5	BEARING, MAINSHAFT :RIGHTINCLUDES: Engine removal and installation	7.8
2101C6		BEARING, MAINSHAFT :BOTHINCLUDES: Engine removal and installation	8.0
2101D4		BEARING, MAINSHAFT AND COUNTERSHAFT :ALL	8.0
35	2101C2	BEARING, MAINSHAFT :LEFTINCLUDES: Engine removal and installation	8.0
+36	2101C8	BEARING, COUNTERSHAFT :RIGHT -	7.7

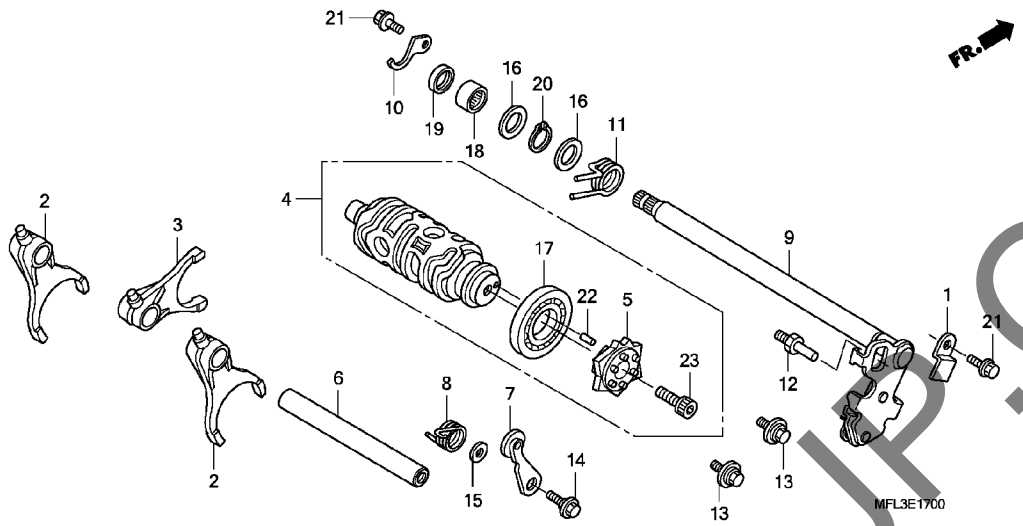
Ref. No.	Part No.	Description	Reqd. QTY CBR1000RR 8	Serial No.	Parts catalogue code
1	23211-MFL-000	MAINSHAFT (14T)	1		
2	23212-MFL-000	PLATE, BEARING SETTING	1		
3	23220-MFL-000	COUNTERSHAFT COMP.	1		
4	23421-MFL-000	GEAR, COUNTERSHAFT FIRST (32T)	1		
5	23431-MFL-000	GEAR, MAINSHAFT SECOND (18T)	1		
6	23441-MFL-000	GEAR, COUNTERSHAFT SECOND (32T)	1		
7	23442-MCJ-000	COLLAR, 30X9.5	1		
8	23451-MFL-000	GEAR, MAINSHAFT THIRD & FOURTH (22T/24T)	1		
9	23461-MFL-000	GEAR, COUNTERSHAFT THIRD (33T)	1		
10	23462-MAT-000	COLLAR, SPLINE, 30X11	2		
11	23481-MFL-000	GEAR, COUNTERSHAFT FOURTH (32T)	1		
12	23482-MR7-000	COLLAR, SPLINE, 28X13.5	1		
13	23491-MFL-000	GEAR, MAINSHAFT FIFTH (28T)	1		
14	23495-MM5-000	COLLAR, 28X13	1		
15	23501-MFL-000	GEAR, COUNTERSHAFT FIFTH (34T)	1		
16	23511-MFL-000	GEAR, MAINSHAFT SIXTH (29T)	1		
17	23521-MFL-000	GEAR, COUNTERSHAFT SIXTH (33T)	1		
18	23801-MCJ-750	SPROCKET, DRIVE (16T)	1		
19	90037-422-003	BOLT, SPECIAL, 10MM	1		
20	90402-HA5-000	WASHER, THRUST, 24MM	1		
21	90452-MAT-000	WASHER, SPLINE, 30X36X1.5 ...	3		
22	90452-MR7-000	WASHER, SPLINE, 28X34X1.5 ...	2		



Ref. No.	L.O.N.	(Relative ref. Number) Description	F.R.T.
+36		.INCLUDES: Engine removal and installation	
38	2101G7	OIL SEAL, COUNTERSHAFT :LEFT -	7.7
		.INCLUDES: Engine removal and installation	

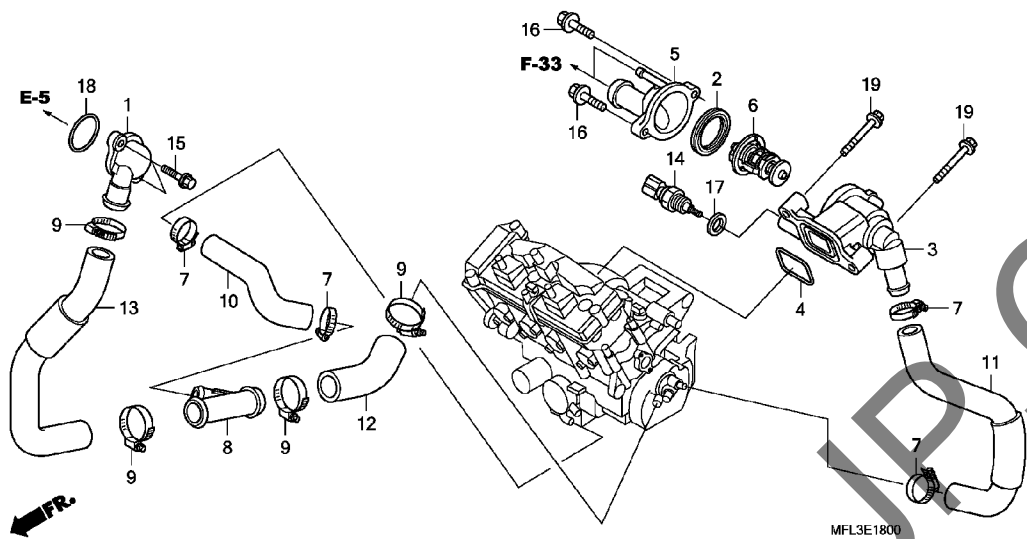
Ref. No.	Part No.	Description	Reqd. QTY CBR1000RR 8	Serial No.	Parts catalogue code
23	90458-729-920	WASHER, THRUST, 28MM	1		
24	90459-438-000	WASHER, 10.2MM	1		
25	90463-MAT-000	WASHER, SPLINE, 30MM	1		
26	90463-MCJ-000	WASHER, SPLINE, 28MM	1		
27	90464-MAT-000	WASHER, LOCK, 30MM	1		
28	90464-MCJ-000	WASHER, LOCK, 28MM	1		
29	90469-759-000	SHIM J, FINAL REDUCTION THIRD GEAR (2.0MM)	1		
30	90554-MEL-000	WASHER, THRUST, 20MM	1		
31	90603-MN4-000	CIRCLIP, 28MM	2		
32	90604-MM5-000	CIRCLIP, 30MM	3		
33	90605-MM5-000	RING, SNAP, 72MM	1		
34	91001-MFL-003	BEARING, RADIAL BALL, 28X62X16	1		
35	91002-MFL-003	BEARING, SPECIAL, 20X47X15.5	1		
36	91003-MFL-003	BEARING, SPECIAL, 20X52X15 ..	1		
37	91026-MEL-003	BEARING, NEEDLE, 24X28X10 ...	1		
38	91207-MAT-003	OIL SEAL, 45X72X8	1		
39	95701-06014-00	BOLT, FLANGE, 6X14	3		





Ref. No.	L.O.N.	(Relative ref. Number) Description	F.R.T.
2	(3,6)		
2	210112	FORK, GEARSHIFTINCLUDES: Engine removal and installation .NOTE: Same time for two units or more	7.9
4	2101A9	DRUM, GEARSHIFTINCLUDES: Engine removal and installation	8.1
5	2101B2	CENTER, GEARSHIFT DRUM	1.5
7	210125	STOPPER OR SPRING, SHIFT DRUM (8)	1.3
9	210122	SPINDLE, GEARSHIFT	1.3
19	1101F9	OIL SEAL, GEARSHIFT SPINDLE ..	1.3

Ref. No.	Part No.	Description	Reqd. QTY CBR1000RR 8	Serial No.	Parts catalogue code
1	14623-MV1-000	PLATE, TENSIONER SETTING	1		
2	24211-MFL-000	FORK, GEARSHIFT	2		
3	24212-MFL-000	FORK C, GEARSHIFT	1		
4	24310-MFL-000	DRUM COMP., GEARSHIFT	1		
5	24315-MW0-791	CENTER COMP., SHIFT DRUM	1		
6	24321-MFL-000	SHAFT, GEARSHIFT FORK	1		
7	24430-MFL-000	STOPPER COMP., GEARSHIFT DRUM	1		
8	24435-MEL-000	SPRING, GEARSHIFT DRUM STOPPER	1		
9	24610-MFL-000	SPINDLE COMP., GEARSHIFT	1		
10	24612-MAL-600	PLATE, SPINDLE	1		
11	24651-MBB-000	SPRING, SHIFT RETURN	1		
12	24652-Q35-000	PIN, SHIFT RETURN SPRING	1		
13	90021-MM5-000	BOLT-WASHER, 6X12	2		
14	90022-MG8-000	PIVOT, SHIFT DRUM STOPPER ARM	1		
15	90417-360-000	WASHER, DRUM STOPPER	1		
16	90451-155-000	WASHER, 14MM	2		
17	91008-MFJ-D01	BEARING, SPECIAL BALL, 6500	1		
18	91106-MCF-003	BEARING, NEEDLE, 14X22X16	1		
19	91203-KA4-771	OIL SEAL, 14X22X5(NOK)	1		
20	94510-14000	CIRCLIP, EXTERNAL, 14MM	1		
21	95701-06014-00	BOLT, FLANGE, 6X14	2		
22	96220-40080	ROLLER, 4X8	1		
23	96600-08020-10	BOLT, SOCKET, 8X20	1		



Ref. No.	L.O.N.	(Relative ref. Number) Description	F.R.T.
1	(18)		
1	114150	JOINT, WATER	1.1
3	114117	CASE, THERMOSTAT	1.4
5	1141B3	COVER, THERMOSTAT	1.3
6	(2)		
6	114116	THERMOSTAT	1.4
8	1151F1	JOINT, 3WAY HOSE :LOWER	1.1
10	1131A9	HOSE, OIL COOLER WATER :INLET	1.1
	1131E5	HOSE, OIL COOLER WATER :BOTH	1.2
11	1141B4	HOSE, WATER BYPASS	0.8
12	1141C2	HOSE, OUTLET WATER :REAR	0.8
	1141H5	HOSE, OUTLET WATER :BOTH	1.2
13	1141C1	HOSE, OUTLET WATER :FRONT	1.1
	1141H5	HOSE, OUTLET WATER :BOTH	1.2
14	6171A9	SENSOR, WATER TEMP	1.4

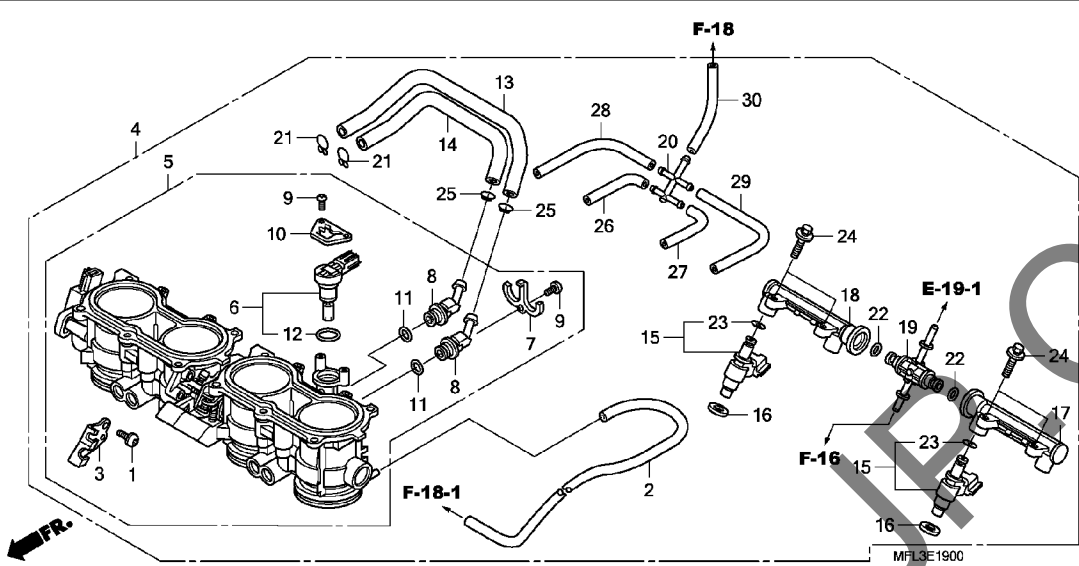
Ref. No.	Part No.	Description	Reqd. QTY CBR1000RR 8	Serial No.	Parts catalogue code
1	19060-MFL-000	JOINT, WATER	1		
2	19305-KV3-010	RUBBER, THERMOSTAT	1		
3	19310-MFL-305	CASE COMP., THERMOSTAT	1		
4	19312-MFG-D00	GASKET, THERMOSTAT CASE	1		
5	19315-MFL-000	COVER, THERMOSTAT	1		
6	19320-MFJ-D01	THERMOSTAT	1		
7	19504-KY1-003	CLAMP, WATER HOSE, 25MM	4		
8	19514-MFJ-D00	JOINT, HOSE THREE-WAY	1		
9	19516-GAG-003	CLAMP, HOSE, 30-37MM	4		
10	19526-MFL-000	HOSE, OIL COOLER	1		
11	19531-MFL-000	HOSE, BYPASS	1		
12	19541-MFL-000	HOSE A, CYLINDER	1		
13	19542-MFL-000	HOSE B, CYLINDER	1		
14	37870-KRJ-901	SENSOR ASSY., WATER TEMP	1		
15	90010-GHB-650	BOLT, FLANGE, 6X20	2		
16	90018-ZE1-000	BOLT, FLANGE, 6X23(CT200)	2		
17	90454-MC7-000	WASHER, SPECIAL, 12MM	1		
18	91301-MFL-000	O-RING, 34X2	1		
19	95701-06035-00	BOLT, FLANGE, 6X35	2		



E-19

THROTTLE BODY

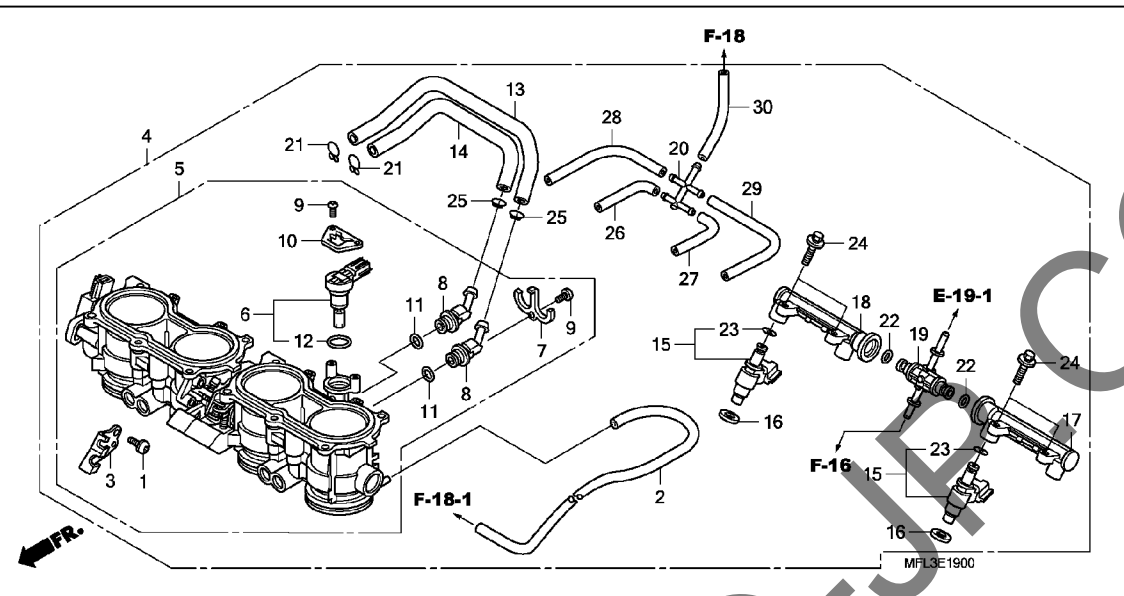
E11



Ref. No.	L.O.N.	(Relative ref. Number) Description	F.R.T.
4	311132	BODY ASSY., THROTTLE	1.8
5	311130	BODY, THROTTLE	1.9
6	3111N5	VALVE, IDLE AIR CONTROL	1.1
15	3111E1	(16) INJECTOR, FUEL :PRIMARY	1.1
.NOTE: Same time for two units or more			
19	3111D9	(17,18,22) PIPE, FUEL :LOWER	1.1
	3111C8	PIPE, FUEL :BOTH	1.2

Ref. No.	Part No.	Description	Reqd. QTY CBR1000RR 8	Serial No.	Parts catalogue code
1	16081-MFL-003	BOLT, SOCKET, 5X12	2		
2	16167-MFL-003	TUBE, 3.5X830	1		
3	16169-MFL-003	STAY, WIRE	1		
4	16400-MFL-003	THROTTLE BODY ASSY. (GQ23A A)	1		
5	16401-MFL-003	THROTTLE BODY ASSY.	1		
6	16430-MFJ-D01	MOTOR ASSY.	1		
7	16431-MFJ-D01	PLATE, JOINT	1		
8	16432-MFJ-D01	JOINT, IDLE AIR CONTROL VALVE	2		
9	16433-HN8-A61	SCREW, TORX	3		
10	16433-MEW-921	PLATE, IDLE AIR CONTROL VALVE	1		
11	16434-MFJ-D01	O-RING	2		
12	16435-MFJ-D01	O-RING, 17.8X1.9	1		
13	16440-MFL-003	TUBE (A)	1		
14	16441-MFL-003	TUBE (B)	1		
15	16450-MFL-003	INJECTOR ASSY., FUEL	4		
16	16472-MCW-000	SEAL RING, INJECTOR	4		
17	16610-MFL-003	PIPE COMP. A, FUEL	1		
18	16620-MFL-003	PIPE COMP. B, FUEL	1		
19	16650-MFL-003	JOINT, FUEL	1		
20	17201-MCJ-003	JOINT, FIVE WAY	1		
21	90661-GHB-610	CLAMP B, TUBE, 12.5MM	2		
22	91301-PLC-000	O-RING, 7.47X3.6	2		
23	91301-P7A-004	O-RING	4		
24	93401-Q5020-00	BOLT-WASHER, 5X20	4		
25	95002-Q2139	CLIP, TUBE (B12.5)	2		





Ref. No.	Part No.	Description	Reqd. QTY CBR1000RR 8	Serial No.	Parts catalogue code
26	95005-35050-20	TUBE, 3.5X50(95005-35001-20M)	1		
27	95005-35090-20	TUBE, 3.5X90(95005-35001-20M)	1		
28	95005-35110-20	TUBE, 3.5X110(95005-35001-20M)	1		
29	95005-35160-20	TUBE, 3.5X160(95005-35001-20M)	1		
30	95005-35170-20	TUBE, 3.5X170(95005-35001-20M)	1		

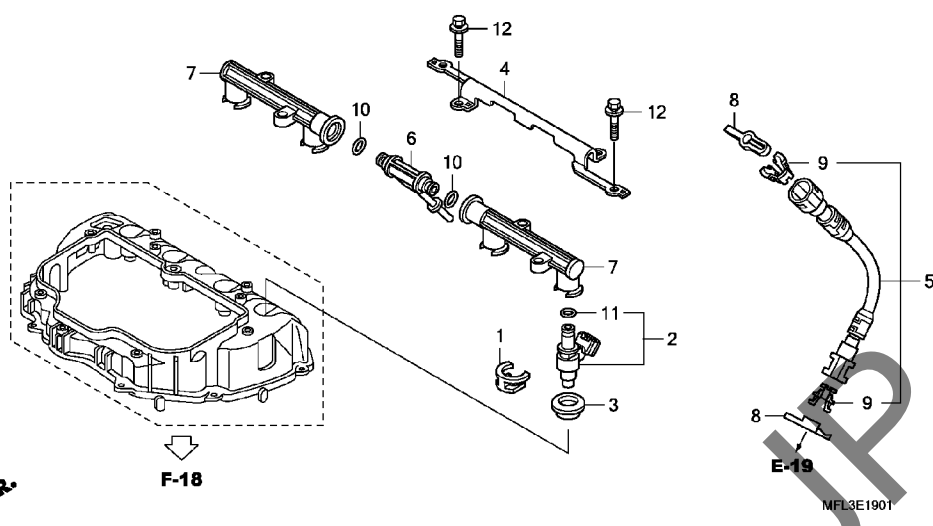


YUMBO.COM

E-19-1

INJECTOR

E13



Ref. No.	L.O.N.	(Relative ref. Number) Description	F.R.T.
2	3111E0	(3) INJECTOR, FUEL :SECONDARYNOTE: Same time for two units or more	0.6
5	3101C3	HOSE, FUEL FEED :SECONDARY ...	1.0
6	3111D8 3111C8	(7, 10) PIPE, FUEL :UPPER PIPE, FUEL :BOTH	0.6 1.2

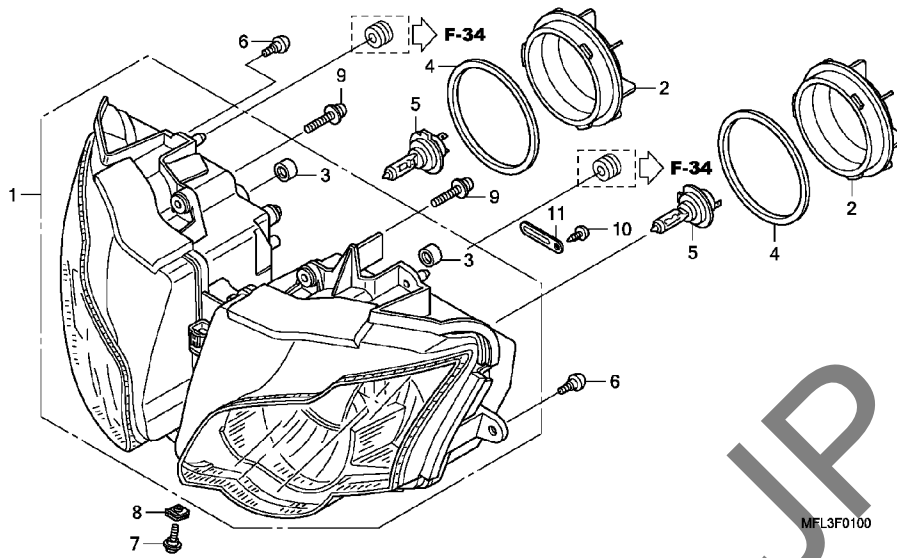
Ref. No.	Part No.	Description	Reqd. QTY CBR1000RR 8	Serial No.	Parts catalogue code
1	16451-MFL-000	CLIP, INJECTOR	4		
2	16460-MFL-003	INJECTOR ASSY., FUEL	4		
3	16472-MFJ-D00	SEAL RING, INJECTOR	4		
4	16501-MFL-000	PLATE, INJECTOR	1		
5	16527-MFL-003	HOSE COMP. A, FUEL FEED	1		
6	16630-MFJ-D00	T-JOINT, FUEL	1		
7	16640-MFL-000	PIPE COMP., FUEL	2		
8	16719-MFJ-D00	DAMPER, CONNECTOR	2		
9	17711-SOX-931	RETAINER (BLUE GREEN)(TOKAI)	2		
10	91301-PLC-000	O-RING, 7.47X3.6	2		
11	91301-P7A-004	O-RING	4		
12	93401-05020-00	BOLT-WASHER, 5X20	4		

2

F-1

HEADLIGHT

F 1



Ref. No.	L.O.N.	(Relative ref. Number) Description	F.R.T.
1	6161A7	HEADLIGHT UNIT	1.4
5		(2,4)	
	6161F7	BULB, HEADLIGHT :LEFT	0.1
	6161F8	BULB, HEADLIGHT :RIGHT	0.1
	6161H4	BULB, HEADLIGHT :BOTH	0.1

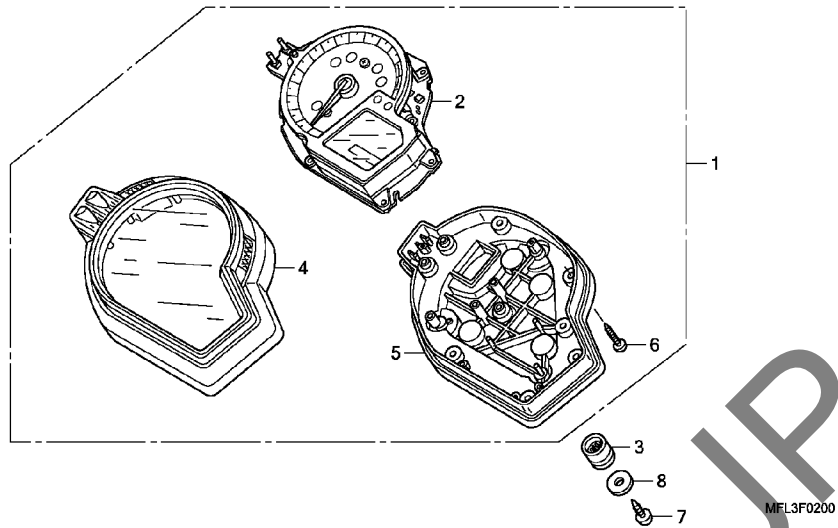
Ref. No.	Part No.	Description	Reqd. QTY CBR1000RR 8	Serial No.	Parts catalogue code
1	33102-MFL-641	HEADLIGHT UNIT	1		
2	33112-MFJ-D01	COVER, SOCKET	2		
3	33113-MBW-D21	PIPE, CP	2		
4	33114-MFJ-D01	GASKET, SOCKET COVER	2		
5	34901-MAT-611	BULB, HEADLIGHT (12V 55W) (H7) (STANLEY)	2		
6	90106-961-000	SCREW, 5X13.5	2		
7	90117-KSV-K10	SCREW, PAN, 5X13	1		
8	90312-MT3-000	NUT, CLIP, 5MM	1		
9	93894-05022-07	SCREW-WASHER, 5X22	2		
10	93903-24380	SCREW, TAPPING, 4X12	1		
11	94591-29000	CLIP, 2X90	1		

3

F-2

METER

F 2

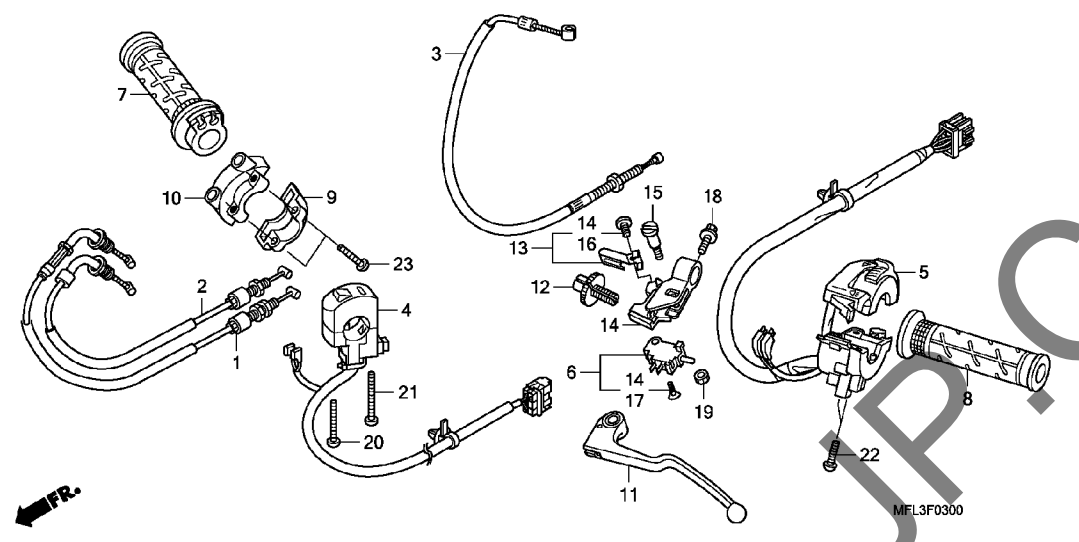


FR. →

Ref. No.	L.O.N.	(Relative ref. Number) Description	F.R.T.
1	8121A1	METER ASSY., COMBINATION	1.2
2	8121A2	METER, COMBINATION	1.3
4	8121B4	CASE, METER :UPPER	1.2
5	8121B5	CASE, METER :LOWER	1.2

3

Ref. No.	Part No.	Description	Reqd. QTY CBR1000RR 8	Serial No.	Parts catalogue code
1	37100-MFL-601	METER ASSY., COMBINATION (MPH/KPH)	1	-----	E
	37100-MFL-641	METER ASSY., COMBINATION (KPH)	1	-----	ED,F
2	37110-MFL-601	METER ASSY., SPEED & TACHO & TEMPERATURE	1	-----	E
	37110-MFL-641	1	-----	ED,F
3	37244-MM4-000	RUBBER, SPEEDOMETER MOUNTING	3		
4	37610-MFL-641	CASE ASSY., UPPER	1		
5	37620-MFL-641	CASE ASSY., UNDER	1		
6	93903-22480	SCREW, TAPPING, 3X16	9		
7	93913-25380	SCREW, TAPPING, 5X14(PO)	3		
8	94103-05700	WASHER, PLAIN, 5MM	3		



Ref. No.	L.O.N.	(Relative ref. Number) Description	F.R.T.
1	(2)		
811100		CABLE, THROTTLE	1.8
.NOTE: Same time for two units			
3	811115	CABLE, CLUTCH	0.6
4	615120	SWITCH, STARTER KILL	0.4
5	615118	SWITCH, WINKER	0.4
6	6151A9	SWITCH, CLUTCH	0.1
7	810150	GRIP, THROTTLE	0.7
8	8101C0	GRIP, HANDLE :LEFT	0.1
10	810155	HOUSING, THROTTLE	0.7
11	8101C6	LEVER, HANDLE :LEFT	0.1
	8101F5	LEVER, HANDLE :BOTH	0.2
14	8101C8	BRACKET, HANDLE LEVER :LEFT ..	0.3

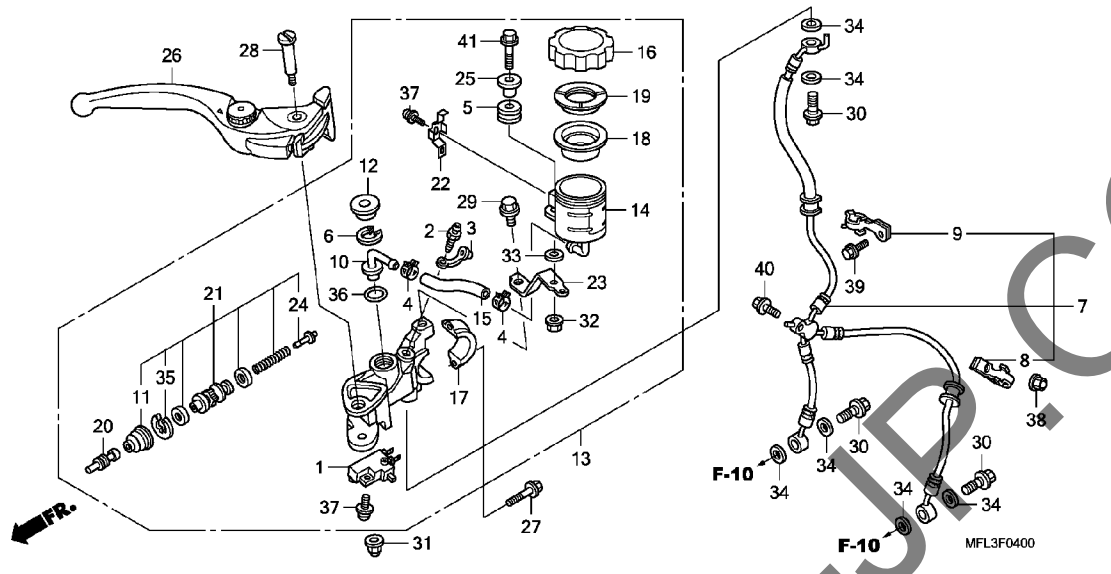
Ref. No.	Part No.	Description	Reqd. QTY CBR1000RR 8	Serial No.	Parts catalogue code
1	17910-MFL-000	CABLE COMP. A, THROTTLE	1		
2	17920-MFL-000	CABLE COMP. B, THROTTLE	1		
3	22870-MFL-000	CABLE COMP., CLUTCH	1		
4	35130-MFL-000	SWITCH ASSY., ENGINE STOP	1		
5	35200-MFL-000	SWITCH ASSY., WINKER	1		
6	35335-MCJ-750	SWITCH SET, CLUTCH	1		
7	53140-MCF-000	GRIP ASSY., THROTTLE	1		
8	53166-MY9-890	GRIP, L. HANDLE	1		
9	53167-MV4-000	HOUSING, UPPER THROTTLE	1		
		(UNDER)	1		
10	53168-MV4-000	HOUSING, UNDER THROTTLE	1		
		(UPPER)	1		
11	53182-MCJ-750	LEVER COMP., L. HANDLE	1		
12	53183-MCJ-750	BOLT, CABLE ADJUSTING	1		
13	53190-MCJ-750	SPRING SET, CLUTCH LEVER	1		
14	53195-MCJ-750	BRACKET SET, CLUTCH LEVER	1		
15	90122-MCJ-750	BOLT, LEVER PIVOT	1		
16	90123-MCJ-750	SCREW, PAN, 4X10	1		
17	90124-MCJ-751	SCREW, FLAT, 3X16	1		
18	90126-MCJ-750	BOLT, FLANGE, 6X20	1		
19	90301-MCJ-750	NUT, U, 6MM	1		
20	93500-04032-0G	SCREW, PAN, 4X32	1		
21	93500-04045-0G	SCREW, PAN, 4X45	1		
22	93500-05020-0G	SCREW, PAN, 5X20	2		
23	93500-05022-0G	SCREW, PAN, 5X22	2		



F-4

FR. BRAKE MASTER CYLINDER

F 4



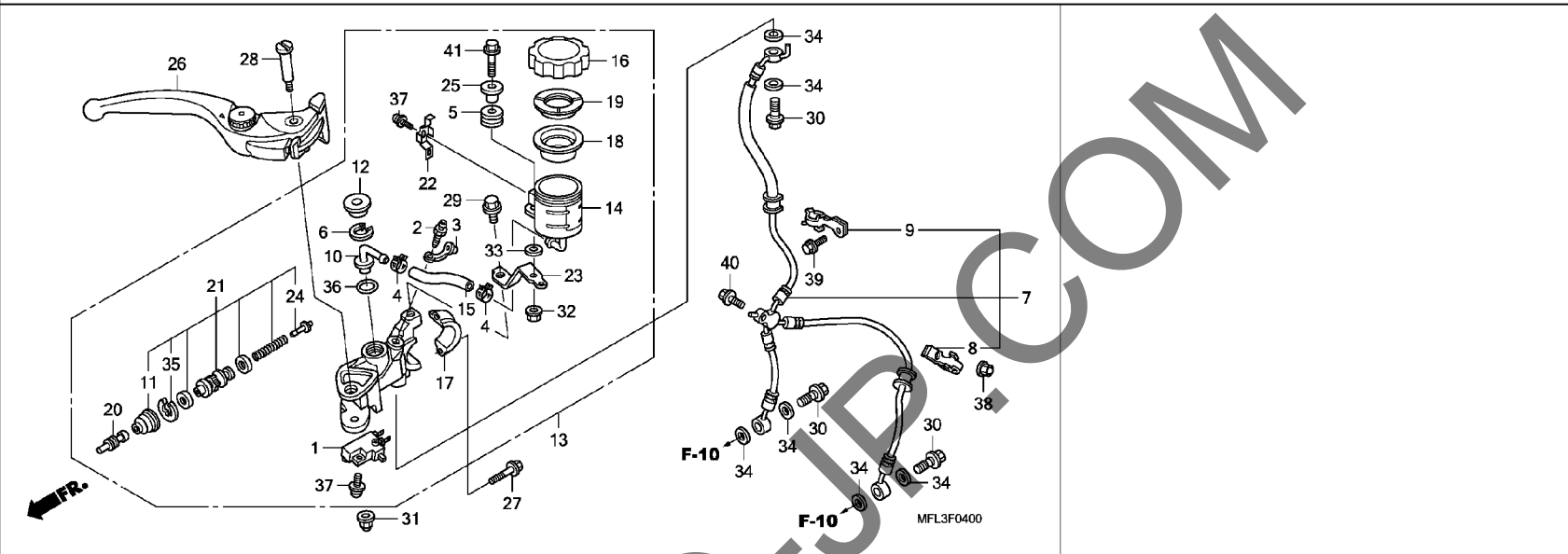
Ref. No.	L.O.N.	(Relative ref. Number) Description	F.R.T.
1	6151B2	SWITCH, FRONT STOP	0.1
7	7121A0	HOSE, FRONT BRAKE	0.5
13	712105	CYLINDER, FRONT BRAKE MASTER .INCLUDES: Bleed brakes	0.4
14	7121H4	CUP, FRONT MASTER CYLINDER OIL	0.2
18	7121G6	DIAPHRAGM, FRONT BRAKE MASTER CYLINDER	0.1
21	7121G9	PISTON SET, FRONT BRAKE MASTER .INCLUDES: Bleed brakes	0.4
26	8101C7	LEVER, HANDLE :RIGHT	0.1
	8101F5	LEVER, HANDLE :BOTH	0.2

Ref. No.	Part No.	Description	Reqd. QTY CBR1000RR 8	Serial No.	Parts catalogue code
1	35340-MEL-003	SWITCH ASSY., FR. STOP	1		
2	43352-568-003	SCREW, BLEEDER (NISSIN)	1		
3	43353-461-771	CAP, BLEEDER	1		
4	43514-KS6-701	CLAMP, MASTER CYLINDER OIL			
5	43516-MCJ-006	RUBBER, OIL CUP	2		
6	43517-KS6-701	CIRCLIP, RR. MASTER CYLINDER	1		
7	45125-MFL-013	HOSE COMP., FR. BRAKE	1		
8	45158-MFL-000	CLAMPER A, FR. BRAKE HOSE	1		
9	45159-MFL-000	CLAMPER B, FR. BRAKE HOSE	1		
10	45503-KV3-006	CONNECTOR, MASTER CYLINDER	1		
11	45504-MCF-006	BOOT COMP.	1		
12	45505-KV3-006	COVER, DUST	1		
13	45510-MFL-006	CYLINDER SUB ASSY., FR. MASTER (NISSIN)	1		
14	45511-MEL-D21	CUP COMP., OIL	1		
15	45512-MEL-006	HOSE, MASTER CYLINDER OIL	1		
16	45513-MEL-D21	CAP, OIL CUP	1		
17	45517-MFL-006	HOLDER, MASTER CYLINDER	1		
18	45520-300-000	DIAPHRAGM	1		
19	45521-MJ6-006	PLATE, DIAPHRAGM	1		
20	45525-MEL-016	ROD, PUSH	1		
21	45530-MEL-006	CYLINDER SET, MASTER	1		
22	45535-MR8-901	PLATE, STOP	1		
23	45550-MEL-006	STAY, FR. MASTER CYLINDER	1		

F-4

FR. BRAKE MASTER CYLINDER

F 5



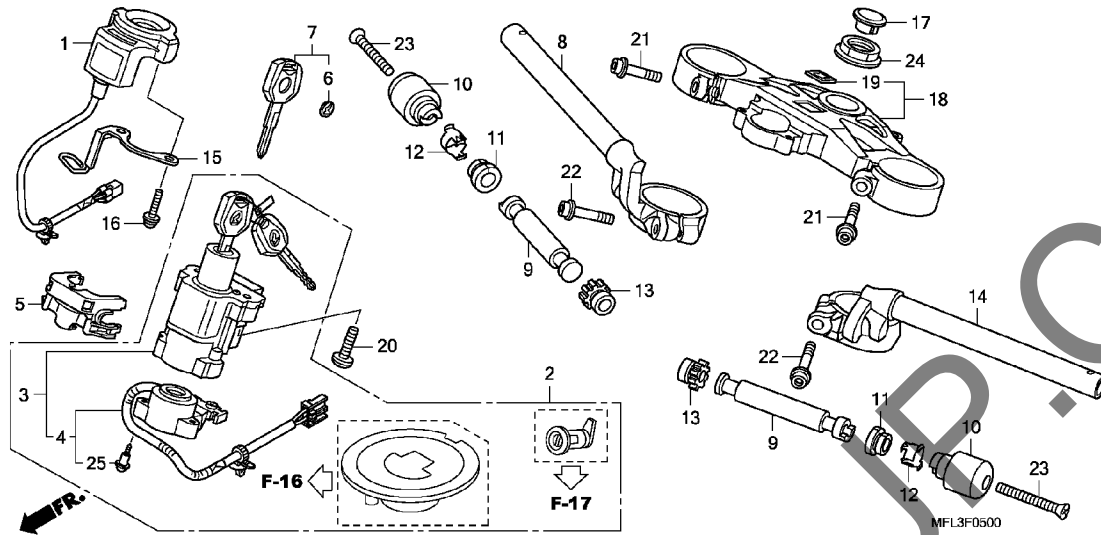
Ref. No.	Part No.	Description	Reqd. QTY CBR1000RR 8	Serial No.	Parts catalogue code
24	46140-MEL-006	GUIDE, SPRING	1		
25	50324-425-010	COLLAR, 6.3X13	1		
26	53170-MFL-006	LEVER ASSY., R. HANDLE	1		
27	90101-MBZ-600	BOLT, FLANGE, 6X22	2		
28	90114-MCF-006	BOLT, HANDLE LEVER	1		
29	90117-MR7-000	BOLT, FLANGE, 6X12	1		
30	90145-MS9-612	BOLT, OIL, 10X22	3		
31	90201-415-000	NUT, CAP, 6MM	1		
32	90301-MG3-000	NUT, U, 6MM	1		
33	90473-147-000	WASHER, 6X16	1		
34	90545-300-000	WASHER, OIL BOLT	6		
35	90651-MCF-006	CIRCLIP	1		
36	91212-422-006	O-RING, 14.8X2.4	1		
37	93893-04012-17	SCREW-WASHER, 4X12	2		
38	94021-06070-0S	NUT, CAP, 6MM	1		
39	96001-06012-07	BOLT, FLANGE, 6X12	1		
40	96001-06018-07	BOLT, FLANGE, 6X18	1		
41	96300-06028-07	BOLT, FLANGE, 6X28	1		

3

F-5

HANDLE PIPE/TOP BRIDGE

F 6



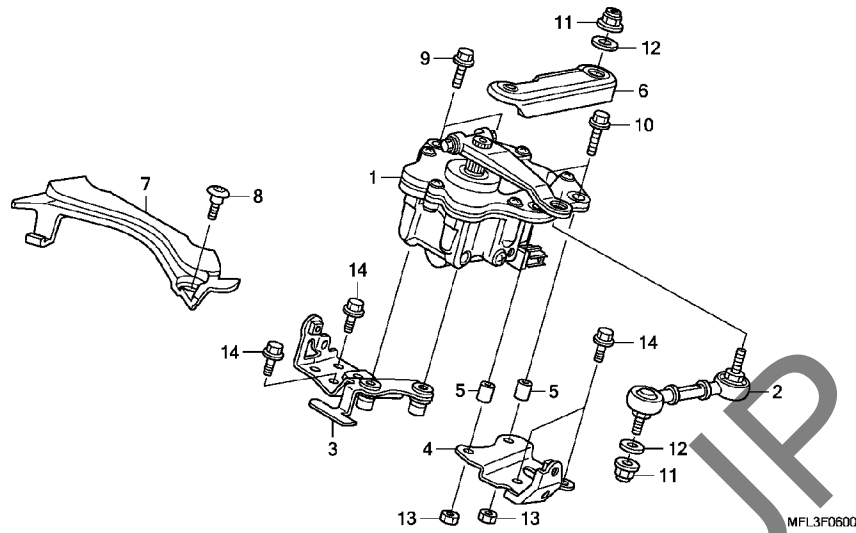
Ref. No.	L.O.N.	(Relative ref. Number) Description	F.R.T.
1	6141A2	RECEIVER UNIT, IMMOBILIZER ...	0.6
2	6151A1	KEY SET	1.4
3	615145	SWITCH, COMBINATION & LOCK ...	1.1
4	6151C2	BASE, CONTACT	0.6
7	6151D9	KEY, BLANK	0.4
.EXCLUDES: Key cutting			
8	8101B1	PIPE, STEERING HANDLE :RIGHT .	0.6
	8101B2	PIPE, STEERING HANDLE :BOTH ..	0.9
9	8101D6	WEIGHT B, HANDLE :LEFT	0.2
	8101D7	WEIGHT B, HANDLE :RIGHT	0.2
	8101D8	WEIGHT B, HANDLE :BOTH	0.4
14	8101B0	PIPE, STEERING HANDLE :LEFT ..	0.7
	8101B2	PIPE, STEERING HANDLE :BOTH ..	0.9
18	510110	BRIDGE, FORK TOP	0.7

Ref. No.	Part No.	Description	Reqd. QTY CBR1000RR 8	Serial No.	Parts catalogue code
1	30430-MFL-306	RECEIVER UNIT SET	1		
2	35010-MFL-640	KEY SET	1		
3	35100-MFL-641	SWITCH ASSY., COMBINATION & LOCK	1		
4	35101-MFL-641	BASE COMP., CONTACT	1		
5	35105-MFJ-D01	GUIDE, CORD	1		
6	35113-MFL-641	EMBLEM, KEY	2		
7	35121-MFL-641	KEY, BLANK	(1)		
8	53100-MFL-000	PIPE COMP., R. STEERING HANDLE	1		
9	53105-KV3-000	WEIGHT B, STEERING HANDLE ...	2		
10	53105-MEE-940	WEIGHT, STEERING HANDLE	2		
11	53107-MJ0-000	RUBBER B, HANDLE WEIGHT	2		
12	53108-MJ0-000	RING, HANDLE WEIGHT SNAP	2		
13	53109-MM5-000	RUBBER B, HANDLE WEIGHT	2		
14	53150-MFL-000	PIPE COMP., L. STEERING HANDLE	1		
15	53191-MFL-000	STAY, CLUTCH CABLE	1		
16	53192-MFL-000	SCREW-WASHER, 5X25	2		
17	53232-MFL-010	CAP, STEERING NUT	1		
18	53300-MFL-000	BRIDGE COMP., FORK TOP	1		
19	86150-KPG-901	EMBLEM, PRODUCT (MARUI)	1		
20	90107-MBG-000	BOLT, ONE-WAY, 8MM	2		
21	90124-MFL-000	BOLT, FLANGE SOCKET, 8X40 ...	2		
22	90140-MCJ-750	BOLT, FLANGE SOCKET, 8X40 ...	2		
23	90191-KT7-750	SCREW, OVAL, 6X60	2		
24	90304-MFL-000	NUT, STEERING STEM	1		
25	91059-KY2-711	SCREW, TAPPING, 3X16	3		

F-6

STEERING DAMPER

F 7



Ref. No.	L.O.N.	(Relative ref. Number) Description	F.R.T.
1	5101C4	DAMPER, STEERING	0.3

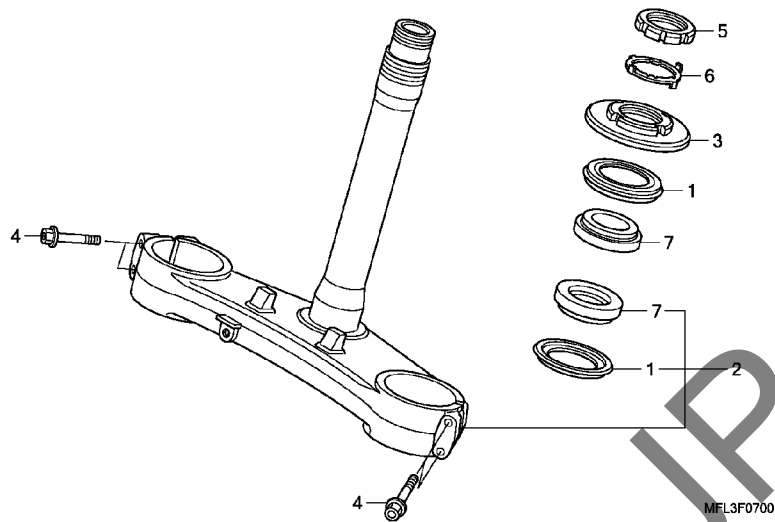
Ref. No.	Part No.	Description	Reqd. QTY CBR1000RR 8	Serial No.	Parts catalogue code
1	53700-MFL-013	DAMPER ASSY., STEERING	1		
2	53706-MFL-003	ARM COMP., SECOND	1		
3	53707-MFL-010	STAY COMP., R. STEERING DAMPER	1		
4	53708-MFL-010	STAY COMP., L. STEERING DAMPER	1		
5	53709-MFL-000	COLLAR, STEERING DAMPER	2		
6	53711-MFL-000	COVER B, STEERING DAMPER	1		
7	53741-MFL-000	COVER, STEERING DAMPER	1		
8	90112-MEL-D20	BOLT, SPECIAL, 5X13	1		
9	90122-MFL-000	BOLT, FLANGE, 6X20	2		
10	90127-MFL-000	BOLT, FLANGE, 6X25	2		
11	90301-473-003	NUT, U, 6MM	2		
12	90443-MEL-000	WASHER, 6MM	2		
13	94001-06000-0S	NUT, HEX. 6MM	2		
14	96001-06016-00	BOLT, FLANGE, 6X16	4		

3

F-7

STEERING STEM

F 8



Ref. No.	L.O.N.	(Relative ref. Number) Description	F.R.T.
2	510100	STEM OR SHAFT ASSY., STEERING	1.4
	510100A	.Replace upper bearing add ...	0.1
3	5101B2	THREAD, STEERING HEAD TOP	0.5
7	5101B6	BEARING, HEAD PIPE :UPPER	1.4
	5101B7	BEARING, HEAD PIPE :LOWER	1.5
	5101C7	BEARING, HEAD PIPE :BOTH	1.6

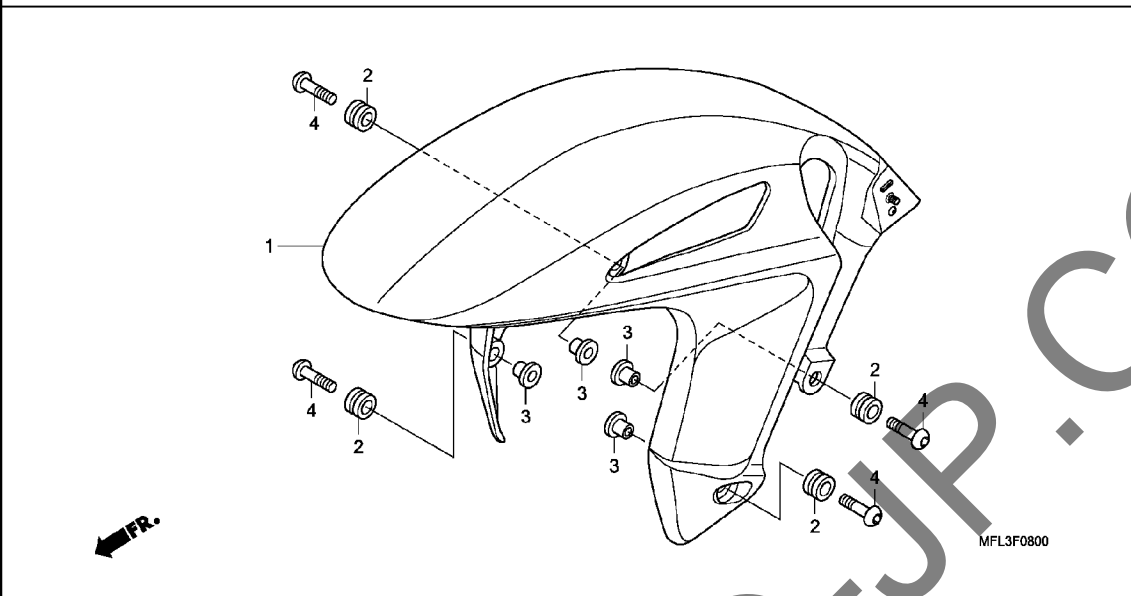
Ref. No.	Part No.	Description	Reqd. QTY CBR1000RR 8	Serial No.	Parts catalogue code
1	53214-MR7-003	DUST SEAL, STEERING HEAD (ARAI)	2		
2	53219-MFL-000	STEM SUB ASSY., STEERING	1		
3	53220-MFL-000	THREAD COMP., STEERING STEM	1		
4	90134-MEL-000	BOLT, 8X45	4		
5	90302-MFL-000	THREAD B, STEERING HEAD TOP	1		
6	90506-MR7-000	WASHER, STEERING STEM	1		
7	91016-MR7-003	BEARING, HEAD PIPE (NTN)	2		

3

F-8

FRONT FENDER

F 9



Ref. No.	L.O.N.	(Relative ref. Number) Description	F.R.T.
1	4131B7	FENDER, FRONT	0.2

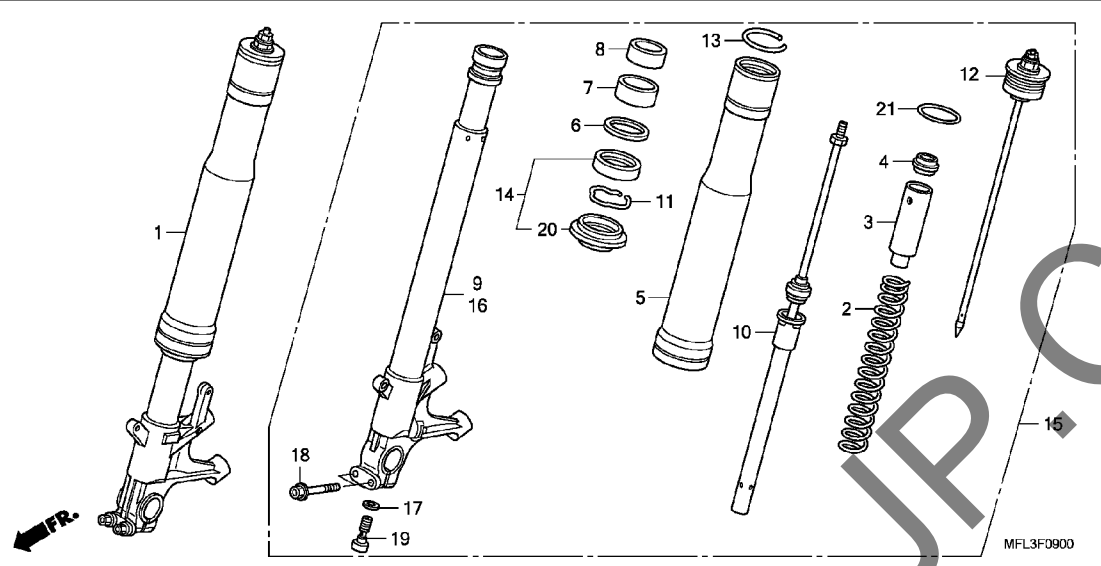
Ref. No.	Part No.	Description	Reqd. QTY CBR1000RR 8	Serial No.	Parts catalogue code
1	61100-MFL-000ZA	FENDER COMP., FR.			
		NHA66P...PEARL SUNBEAM WHITE	1		
	61100-MFL-000ZB	*NHB01*...GRAPHITE BLACK	1		
	61100-MFL-000ZC	*R258*...WINNING RED	1		
2	80101-165-000	RUBBER, RR. FENDER CUSHION	4		
3	84706-163-670	COLLAR, TAILLIGHT MOUNTING	4		
4	90118-MEL-000	SCREW, PAN, 6X20	4		

3

F-9

FRONT FORK

F10



Ref. No.	L.O.N.	(Relative ref. Number) Description	F.R.T.
1	5111C3	FORK ASSY., FRONT :RIGHT	0.6
	5111C4	FORK ASSY., FRONT :BOTH	0.8
2	(3,4,12,21)		
	5111C5	SPRING, FRONT FORK :LEFT	0.8
	5111C6	SPRING, FRONT FORK :RIGHT	0.8
	5111C7	SPRING, FRONT FORK :BOTH	1.2
5	5111C8	TUBE, OUTER :LEFT	1.3
	5111C9	TUBE, OUTER :RIGHT	1.3
	5111D0	TUBE, OUTER :BOTH	2.2
9	5111D5	PIPE, SLIDE :RIGHT	1.3
	5111D6	PIPE, SLIDE :BOTH	2.2
10	5111D8	DAMPER, FRONT FORK :LEFT	1.2
	5111D9	DAMPER, FRONT FORK :RIGHT	1.2
	5111E0	DAMPER, FRONT FORK :BOTH	2.0
14	(6,7,8)		
	5111E7	SEAL SET, FRONT FORK :LEFT	1.2
	5111E8	SEAL SET, FRONT FORK :RIGHT	1.2
	5111E9	SEAL SET, FRONT FORK :BOTH	2.0
15	5111C2	FORK ASSY., FRONT :LEFT	0.6
	5111C4	FORK ASSY., FRONT :BOTH	0.8
16	5111D4	PIPE, SLIDE :LEFT	1.3
	5111D6	PIPE, SLIDE :BOTH	2.2

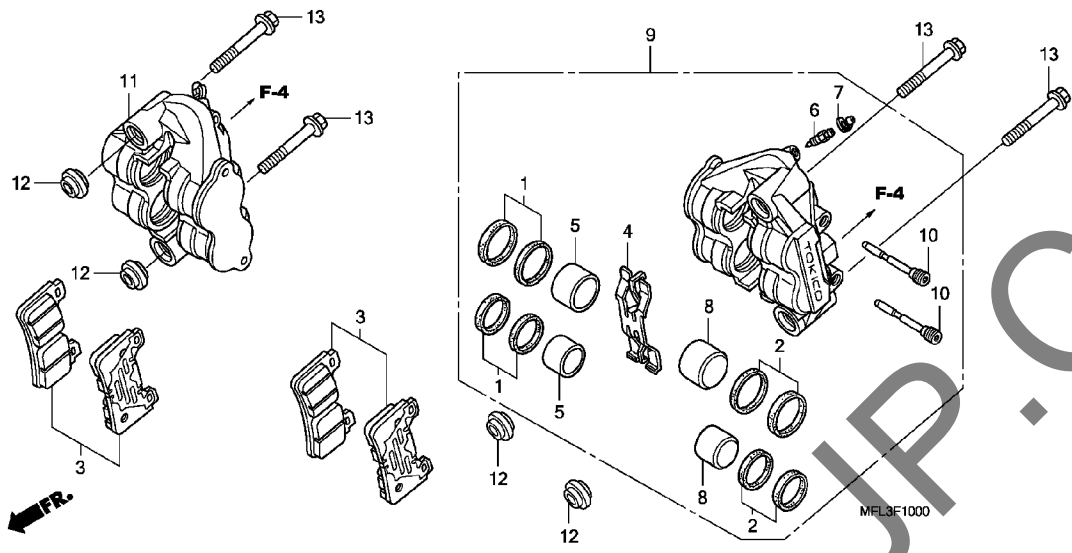
Ref. No.	Part No.	Description	Reqd. QTY CBR1000RR 8	Serial No.	Parts catalogue code
1	51400-MFL-003	FORK ASSY., R. FR.	1		
2	51401-MFL-003	SPRING, FR. FORK	2		
3	51403-MFJ-D01	COLLAR, SPRING	2		
4	51406-MW4-003	STOPPER, SPRING SEAT	2		
5	51410-MFL-003	TUBE, OUTER	2		
6	51412-MEL-003	RING, BACK UP	2		
7	51414-MFL-003	BUSH, GUIDE	2		
8	51415-MAZ-003	BUSH, SLIDER	2		
9	51425-MFL-003	PIPE COMP., R. SLIDE	1		
10	51430-MFL-003	DAMPER COMP., FR.	2		
11	51447-KA4-711	RING, OIL SEAL STOPPER	2		
12	51450-MFL-003	BOLT COMP., FR. FORK	2		
13	51455-MW4-003	RING, STOPPER	2		
14	51490-MFL-003	SEAL SET, FR. FORK	2		
15	51500-MFL-003	FORK ASSY., L. FR.	1		
16	51525-MFL-003	PIPE COMP., L. SLIDE	1		
17	52442-KA3-711	WASHER, SPECIAL, 10MM	2		
18	90109-MR7-000	BOLT, FLANGE, 8X45	4		
19	90126-MR7-003	BOLT, SOCKET, 10X35	2		
20	91254-MEJ-003	DUST SEAL	2		
21	91258-GF4-003	O-RING, 42.2X2.4	2		

3

F-10

FRONT BRAKE CALIPER

F11



Ref. No.	LO.N.	(Relative ref. Number) Description	F.R.T.
3	7111A0	SHOE(PAD) SET, BRAKE :LEFT FRONT	0.2
	7111A1	SHOE(PAD) SET, BRAKE :RIGHT FRONT	0.2
	7111A2	SHOE(PAD) SET, BRAKE :BOTH FRONT	0.4
5	7111D2	(1,2,8) PISTON, FRONT BRAKE CALIPER :LEFT	0.7
	7111D3	PISTON, FRONT BRAKE CALIPER :RIGHT	0.7
	7111D4	PISTON, FRONT BRAKE CALIPER :BOTH	1.2
9	7111B5	CALIPER, FRONT BRAKE :LEFTINCLUDES: Bleed brakes	0.4
	7111B7	CALIPER, FRONT BRAKE :BOTHINCLUDES: Bleed brakes	0.6
+11	7111B6	CALIPER, FRONT BRAKE :RIGHT ..	0.4

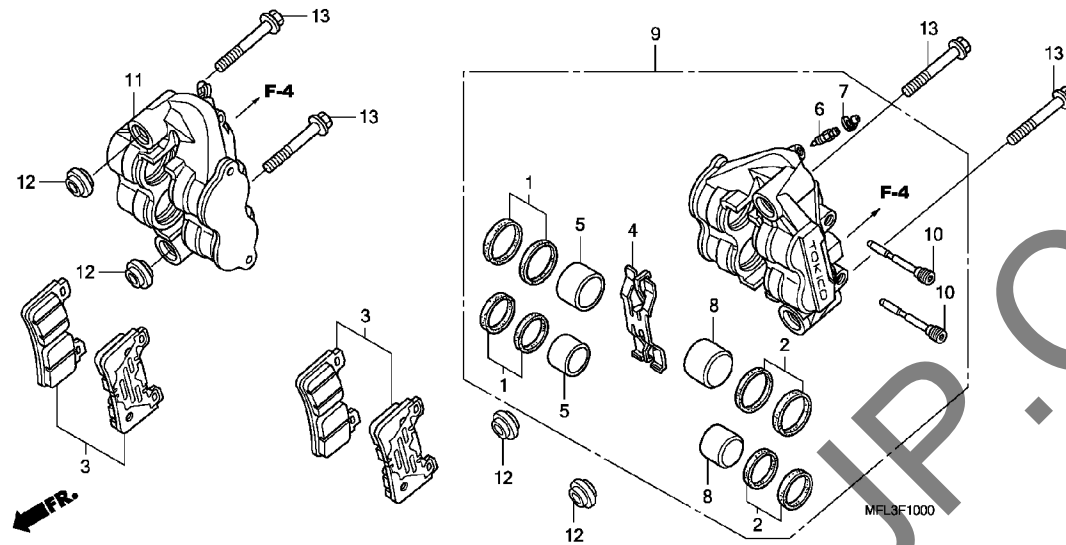
Ref. No.	Part No.	Description	Reqd. QTY CBR1000RR 8	Serial No.	Parts catalogue code
1	06451-MEL-003	SEAL SET, PISTON (32)	4		
2	06452-MEL-003	SEAL SET, PISTON (30)	4		
3	06455-MEL-D22	PAD SET, FR.	2		
4	45106-MEL-003	SPRING, PAD	2		
5	45107-MFL-003	PISTON (32)	4		
6	45111-MEL-013	SCREW, BLEEDER	2		
7	45112-MEL-003	CAP, BLEEDER	2		
8	45117-MFL-003	PISTON (30)	4		
9	45150-MFL-003	CALIPER SUB ASSY., L. FR. ...	1		
10	45215-MEL-013	PIN, HANGER	4		
11	45250-MFL-003	CALIPER SUB ASSY., R. FR. ...	1		
12	51497-MEL-D20	SPACER, FR. FORK	4		
13	90131-MEL-D20	BOLT, FLANGE, 10X62	4		

3

F-10

FRONT BRAKE CALIPER

F12



Ref. No.	L.O.N.	(Relative ref. Number) Description	F.R.T.
+11		.INCLUDES: Bleed brakes	

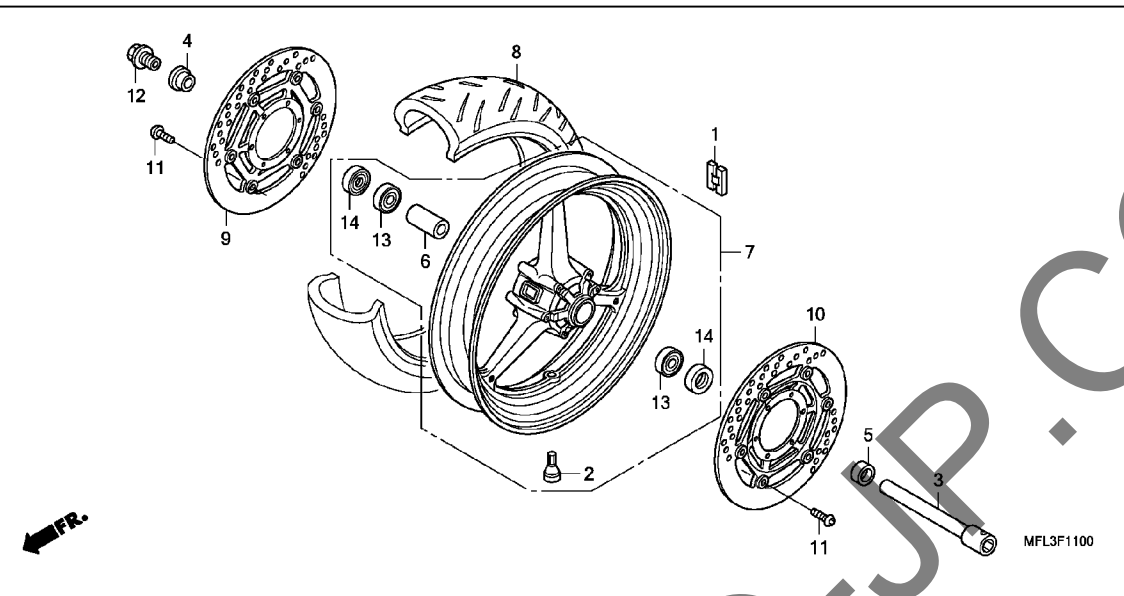
3

YUMBO.COM

F-11

FRONT WHEEL

F13



Ref. No.	L.O.N.	(Relative ref. Number) Description	F.R.T.
1	7101A6	WEIGHT, BALANCE :FRONT	0.7
3	710151	AXLE, FRONT WHEEL	0.4
7	7101D4	FRONT WHEEL	1.2
		.INCLUDES: Balance	
8	710139	FRONT TIRE(ONE)	1.1
		.INCLUDES: Balance	
9	7111D8	DISC, FRONT BRAKE :RIGHT	0.5
	7111D9	DISC, FRONT BRAKE :BOTH	0.6
10	7111D7	DISC, FRONT BRAKE :LEFT	0.5
	7111D9	DISC, FRONT BRAKE :BOTH	0.6
		(6)	
13	710115	BEARING, FRONT WHEEL(ONE)	0.6
	710115G	.Replace 1 bearing add	0.1

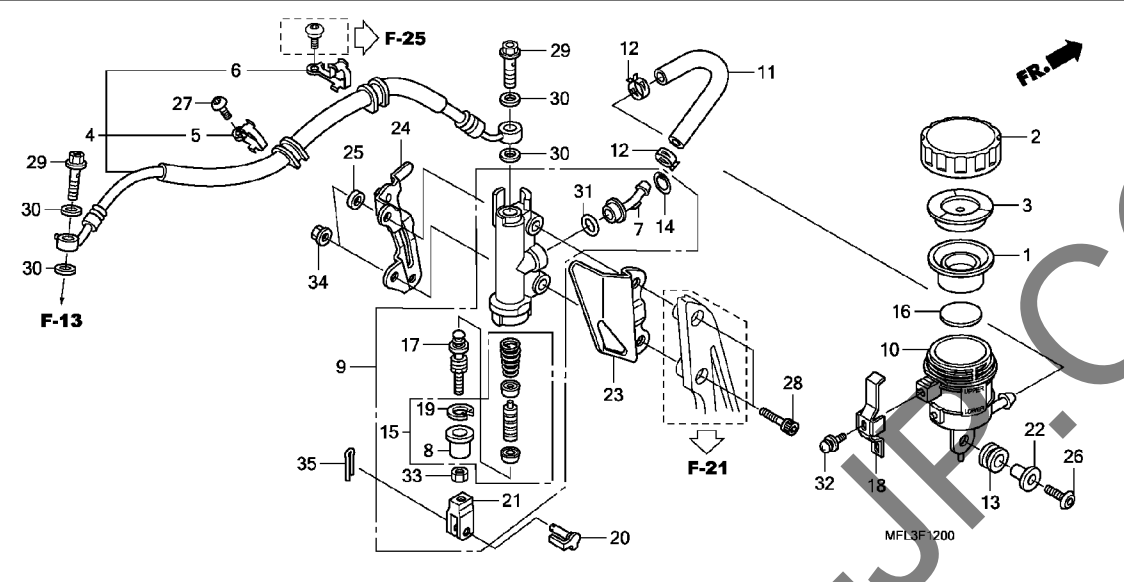
Ref. No.	Part No.	Description	Reqd. QTY CBR1000RR 8	Serial No.	Parts catalogue code
1	42704-MER-D00	WEIGHT, BALANCE (10G)	N		
	42705-MER-D00	WEIGHT, BALANCE (20G)	N		
	42706-MER-D00	WEIGHT, BALANCE (30G)	N		
2	42753-ML7-003	VALVE, RIM (BRIDGESTONE)	1		
	42753-ML7-004	VALVE, RIM (DUNLOP)	1		
3	44301-MFL-000	AXLE, FR. WHEEL	1		
4	44311-MFL-000	COLLAR, R. FR. WHEEL SIDE	1		
5	44312-MFL-000	COLLAR, L. FR. WHEEL SIDE	1		
6	44620-MCJ-000	COLLAR, FR. WHEEL DISTANCE	1		
7	44650-MFL-000ZA	WHEEL SUB ASSY., FR. *TYPE2*	1		
8	44711-MFL-003	TIRE, FR.(BRIDGESTONE) (120/70ZR17 M/C 58W)	1		
	44711-MFL-004	TIRE, FR.(DUNLOP) (120/70ZR17 M/C 58W)	1		
9	45120-MFL-003	DISK COMP., R. FR. BRAKE	1		
10	45220-MFL-003	DISK COMP., L. FR. BRAKE	1		
11	90106-MBB-000	BOLT, DISK, 6X17	12		
12	90306-MFL-010	BOLT, FR. AXLE	1		
13	91052-MCF-003	BEARING, RADIAL BALL, 6005	2		
14	91253-MFL-003	DUST SEAL, 31X47X7	2		

3

F-12

REAR BRAKE MASTER CYLINDER

F14



Ref. No.	L.O.N.	(Relative ref. Number) Description	F.R.T.
1	7121G7	DIAPHRAGM, REAR BRAKE MASTER CYLINDER	0.1
4	712130	HOSE, REAR BRAKE	0.4
		.INCLUDES: Bleed brakes	
9	712125	CYLINDER, REAR BRAKE MASTER ..	0.6
		.INCLUDES: Bleed brakes	
10	7121F6	CUP, REAR MASTER CYLINDER OIL	0.2
11	7121C2	HOSE, REAR MASTER CYLINDER OIL CUP	0.3
15	7121H0	PISTON SET, REAR BRAKE MASTER	0.6
		.INCLUDES: Bleed brakes	
23	4101Z2	GUARD, STEP :RIGHT	0.3
	4101Z3	GUARD, STEP :BOTH	0.4

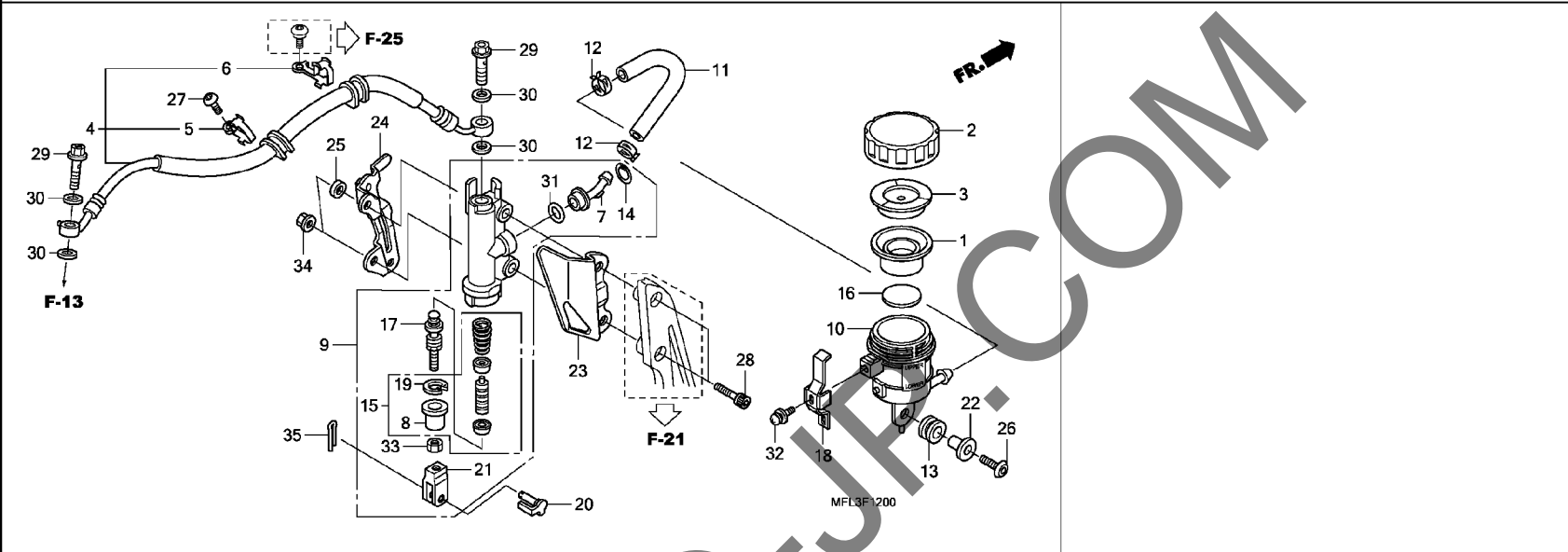
3

Ref. No.	Part No.	Description	Reqd. QTY CBR1000RR 8	Serial No.	Parts catalogue code
1	22888-MR7-006	DIAPHRAGM	1		
2	22889-MR7-006	CAP, CLUTCH OIL CUP	1		
3	22890-MR7-006	PLATE, DIAPHRAGM	1		
4	43310-MFL-003	HOSE COMP., RR. BRAKE	1		
5	43469-MEL-000	CLAMPER, RR. BRAKE HOSE	1		
6	43469-MFL-000	CLAMPER, RR. BRAKE HOSE	1		
7	43503-MFL-006	CONNECTOR, MASTER CYLINDER ..	1		
8	43504-MB2-006	BOOT COMP.	1		
9	43510-MFL-006	CYLINDER SUB ASSY., RR. MASTER	1		
10	43511-MFL-006	CUP COMP., OIL	1		
11	43512-MFL-006	HOSE, RR. MASTER CYLINDER	1		
12	43514-KS6-701	CLAMP, MASTER CYLINDER OIL HOSE	2		
13	43516-MCJ-006	RUBBER, OIL CUP	1		
14	43517-KS6-701	CIRCLIP, RR. MASTER CYLINDER	1		
15	43520-MB2-315	PISTON SET, MASTER CYLINDER (NISSIN)	1		
16	43523-MFL-006	FLOAT	1		
17	43530-MM5-006	ROD COMP., PUSH	1		
18	45535-MR8-901	PLATE, STOP	1		
19	46182-MEL-D21	CIRCLIP	1		
20	46503-MFL-000	PIN COMP., BRAKE ROD	1		
21	46504-MFL-000	JOINT, BRAKE ROD	1		
22	50324-425-010	COLLAR, 6.3X13	1		
23	50607-MFL-000	GUARD, R. STEP	1		

F-12

REAR BRAKE MASTER CYLINDER

F15



Ref. No.	Part No.	Description	Reqd. QTY CBR1000RR 8	Serial No.	Parts catalogue code
----------	----------	-------------	-----------------------------	------------	----------------------

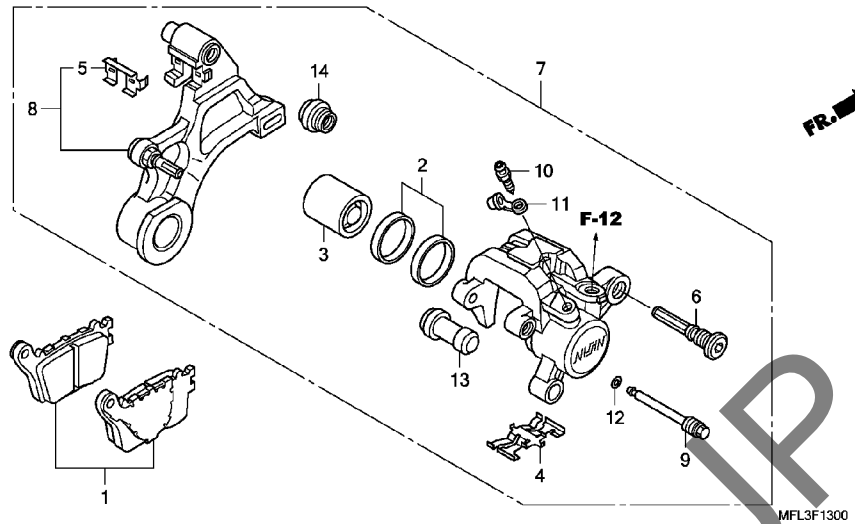
24	50608-MFL-000	STAY, STEP HEAT GUARD	1		
25	50618-KE8-000	COLLAR, 6.5X11X3	1		
26	90112-MBB-000	BOLT, SPECIAL, 6X22	1		
27	90113-MCJ-000	SCREW, PAN, 5X15	1		
28	90128-MFL-000	BOLT, SOCKET, 6X32	2		
29	90145-MS9-612	BOLT, OIL, 10X22	2		
30	90545-300-000	WASHER, OIL BOLT	4		
31	91212-422-006	O-RING, 14.8X2.4	1		
32	93893-04012-17	SCREW-WASHER, 4X12	1		
33	94002-08000-OS	NUT, HEX., 8MM	1		
34	94050-06000	NUT, FLANGE, 6MM	2		
35	94201-20150	PIN, SPLIT, 2.0X15	1		

3

F-13

REAR BRAKE CALIPER

F16



Ref. No.	L.O.N.	(Relative ref. Number) Description	F.R.T.
1	711140	SHOE(PAD) SET, BRAKE :REAR ...	0.1
3	7111D5	PISTON, REAR BRAKE CALIPERINCLUDES: Bleed brakes	0.8
7	711155	CALIPER, REAR BRAKEINCLUDES: Bleed brakes	0.7
8	7111C1	BRACKET, REAR CALIPER	0.5

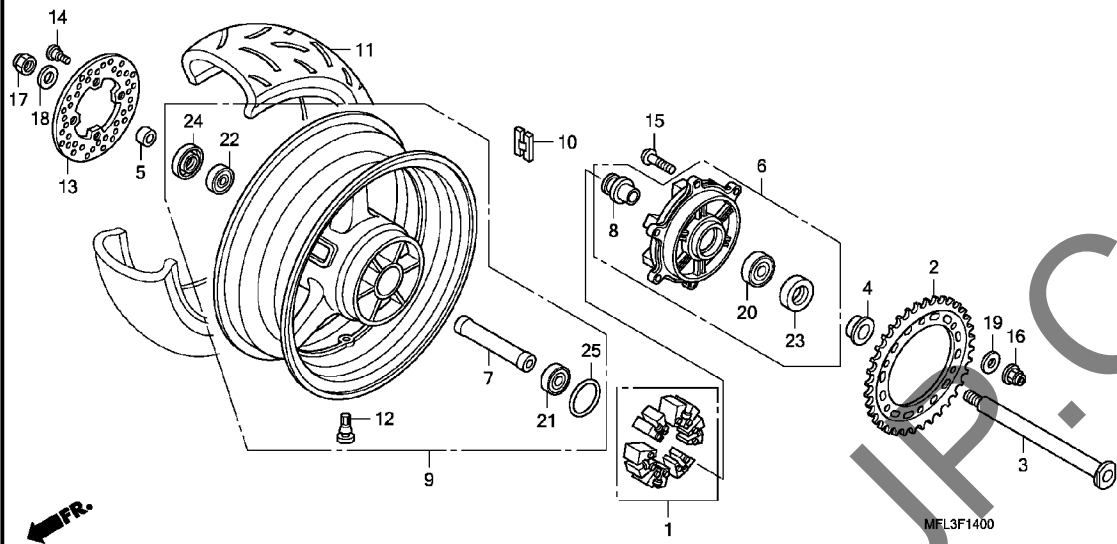
3

Ref. No.	Part No.	Description	Reqd. QTY CBR1000RR 8	Serial No.	Parts catalogue code
1	06435-MEL-D22	PAD SET, RR.	1		
2	06451-166-405	SEAL SET, PISTON	1		
3	43107-MEL-D21	PISTON	1		
4	43108-MEL-D21	SPRING, PAD	1		
5	43112-MEL-D21	RETAINER	1		
6	43131-KW3-006	BOLT, PIN	1		
7	43150-MEL-D31	CALIPER SUB ASSY., RR.	1		
8	43190-MEL-D31	BRACKET SUB ASSY., RR.	1		
9	43215-KZ4-J41	PIN, HANGER	1		
10	43352-568-003	SCREW, BLEEDER (NISSIN)	1		
11	43353-461-771	CAP, BLEEDER	1		
12	45111-MAJ-G41	RING, STOPPER	1		
13	45132-166-016	BOOT, PIN BUSH (NISSIN)	1		
14	45133-MA3-006	BOOT B	1		

F-14

REAR WHEEL

G 1



Ref. No.	L.O.N.	(Relative ref. Number) Description	F.R.T.
1	710157	DAMPER, REAR WHEEL	0.4
2	7101A0	SPROCKET, FINAL DRIVEN	0.5
3	710160	AXLE, REAR WHEEL	0.4
6	7101A4	FLANGE, FINAL DRIVEN	0.5
9	710118	REAR WHEEL	1.2
		.INCLUDES: Balance	
10	7101E1	WEIGHT, BALANCE :REAR	0.7
11	710142	REAR TIRE(ONE)	1.1
		.INCLUDES: Balance	
13	711145	DISC, REAR BRAKE	0.5
20	7101D1	BEARING, FINAL DRIVEN FLANGE	0.6
21		(7,22)	
	710133	BEARING, REAR WHEEL(ONE)	0.6
	710133G	.Replace 1 bearing add	0.1

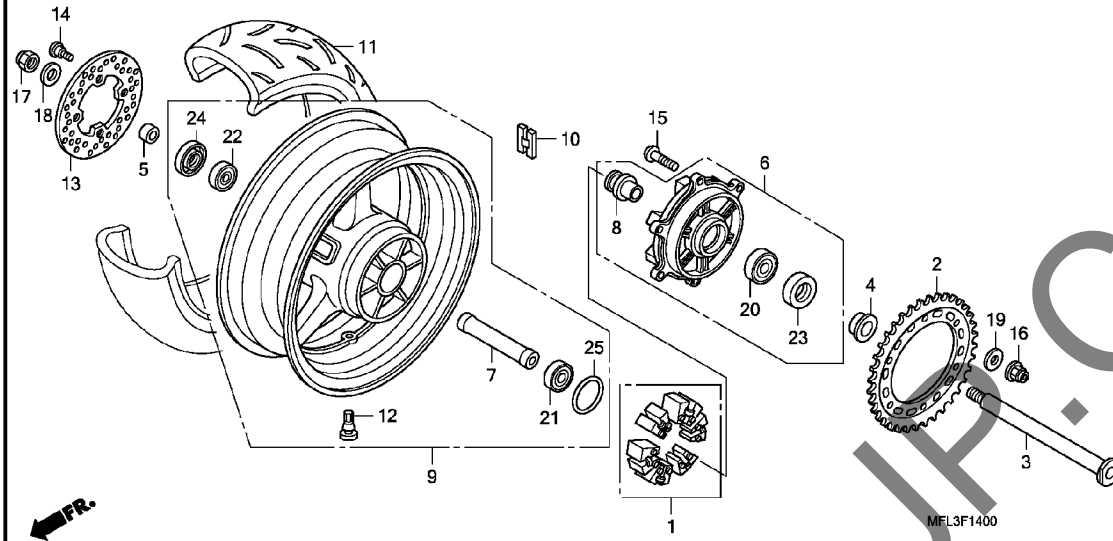
Ref. No.	Part No.	Description	Reqd. QTY CBR1000RR 8	Serial No.	Parts catalogue code
1	06410-MEL-D20	DAMPER SET, WHEEL	1		
2	41201-MEL-D20	SPROCKET, FINAL DRIVEN (42T)	1		
3	42301-MFL-000	AXLE, RR. WHEEL	1		
4	42311-MFL-000	COLLAR, RR. WHEEL SIDE	1		
5	42312-MFL-000	COLLAR, RR. BRAKE SIDE	1		
6	42615-MFL-000	FLANGE SUB ASSY., RR. DRIVEN	1		
7	42620-MEL-000	COLLAR, RR. AXLE DISTANCE ---	1		
8	42625-MFL-000	COLLAR B, RR. WHEEL DISTANCE	1		
9	42650-MFL-000ZA	WHEEL SUB ASSY., RR. *TYPE2*	1		
10	42704-MER-D00	WEIGHT, BALANCE (10G)	N		
	42705-MER-D00	WEIGHT, BALANCE (20G)	N		
	42706-MER-D00	WEIGHT, BALANCE (30G)	N		
11	42711-MFL-003	TIRE, RR. (BRIDGESTONE) (190/50ZR17 M/C 73W)	1		
	42711-MFL-004	TIRE, RR. (DUNLOP) (190/50ZR17 M/C 73W)	1		
12	42753-ML7-003	VALVE, RIM (BRIDGESTONE) ----	1		
	42753-ML7-004	VALVE, RIM (DUNLOP)	1		
13	43251-MEE-000	DISK, RR. BRAKE	1		
14	90105-MBB-000	BOLT, BRAKE DISK, 8X24	4		
15	90121-MCF-D30	BOLT, 10X30	6		
16	90304-KAE-871	NUT, U, 10MM	6		
17	90305-MCF-D00	NUT, U, 22MM	1		
18	90401-MCJ-000	WASHER, 23X37X2.5	1		
19	90502-MCF-000	WASHER, 10MM	6		

3

F-14

REAR WHEEL

G 2



Ref. No.	Part No.	Description	Reqd. QTY CBR1000RR 8	Serial No.	Parts catalogue code
20	91051-MFL-003	BEARING, ANGULAR BALL, 28X56X15	1		
21	91052-MCF-003	BEARING, RADIAL BALL, 6005 ..	1		
22	91053-MAZ-003	BEARING, RADIAL BALL, (6205X2)	1		
23	91251-MFL-003	DUST SEAL, 35X56X7.5	1		
24	91252-MFL-003	DUST SEAL, 35X57X7.5	1		
25	91352-MCF-003	O-RING, 51X2	1		

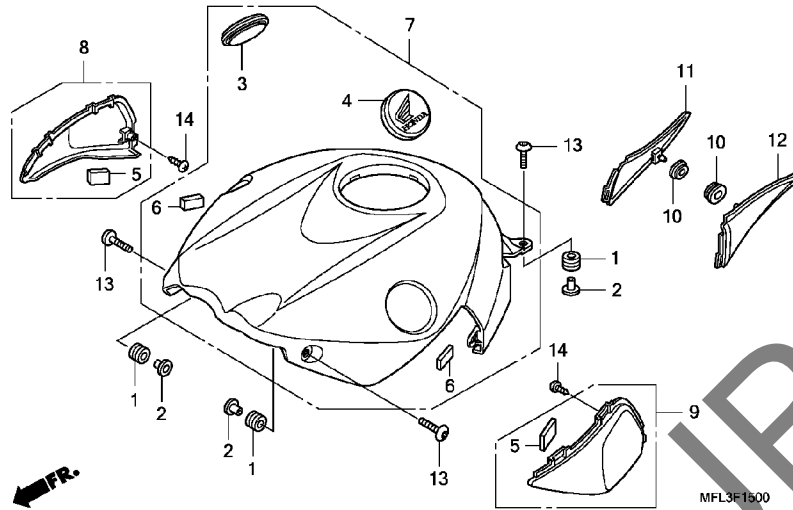
3

YUMBO-J.P.COM

F-15

TOP SHELTER

G 3



Ref. No.	L.O.N.	(Relative ref. Number) Description	F.R.T.
7		(8,9)	
4131H5		SHELTER, TOP	0.2
11	4111H9	COVER, SIDE :RIGHT	0.1
	4111J0	COVER, SIDE :BOTH	0.1
12	4111H8	COVER, SIDE :LEFT	0.1
	4111J0	COVER, SIDE :BOTH	0.1

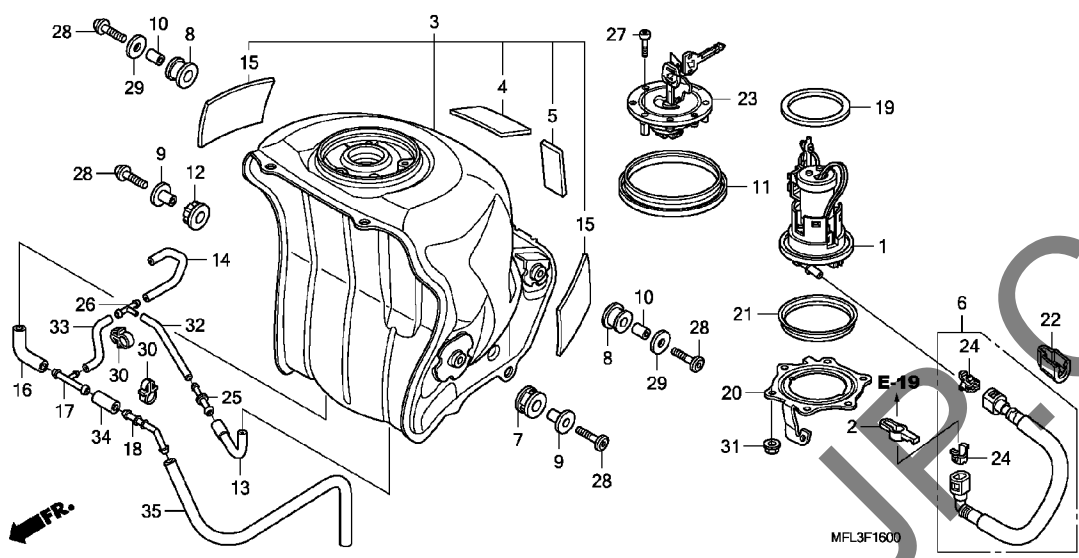
Ref. No.	Part No.	Description	Reqd. QTY CBR1000RR 8	Serial No.	Parts catalogue code
1	33181-MBB-000	RUBBER, POSITION LIGHT	4		
2	33712-GC6-000	COLLAR, TAILLIGHT	4		
3	64503-MFL-000	BADGE, R. PRODUCT	1		
4	64508-MFL-000	BADGE, L. PRODUCT	1		
5	77103-MFL-300	CUSHION, SINGLE SEAT	2		
6	77182-KTB-300	RUBBER, SPACER	2		
7	83150-MFL-000ZA	SHELTER SET, TOP *TYPE1*(WL)	1		
	83150-MFL-000ZF	SHELTER SET, TOP *TYPE2*(WL)	1		
	83150-MFL-000ZG	SHELTER SET, TOP *TYPE3*(WL)	1		
8	83165-MFL-000	COVER, R. AIR CLEANER SIDE ..	1		
9	83166-MFL-000	COVER, L. AIR CLEANER SIDE ..	1		
10	83551-GE2-000	GROMMET, AIR CLEANER CASE ...	2		
11	83600-MFL-000	COVER, R. SIDE	1		
12	83700-MFL-000	COVER, L. SIDE	1		
13	90085-KFB-000	BOLT, SPECIAL, 6X22	4		
14	93903-24280	SCREW, TAPPING, 4X10	2		

3

F-16

FUEL TANK/FUEL PUMP

G 4



Ref. No.	L.O.N.	(Relative ref. Number) Description	F.R.T.
1	(19,21)		
1	310120	PUMP ASSY, FUEL	0.6
3	310100	TANK, FUEL	0.6
6	3101C2	HOSE, FUEL FEED :PRIMARY	1.1
11	3101C4	SEAL, FUEL TANK	0.2
23	3101C1	LOCKING FUEL TANK CAP	0.1

3

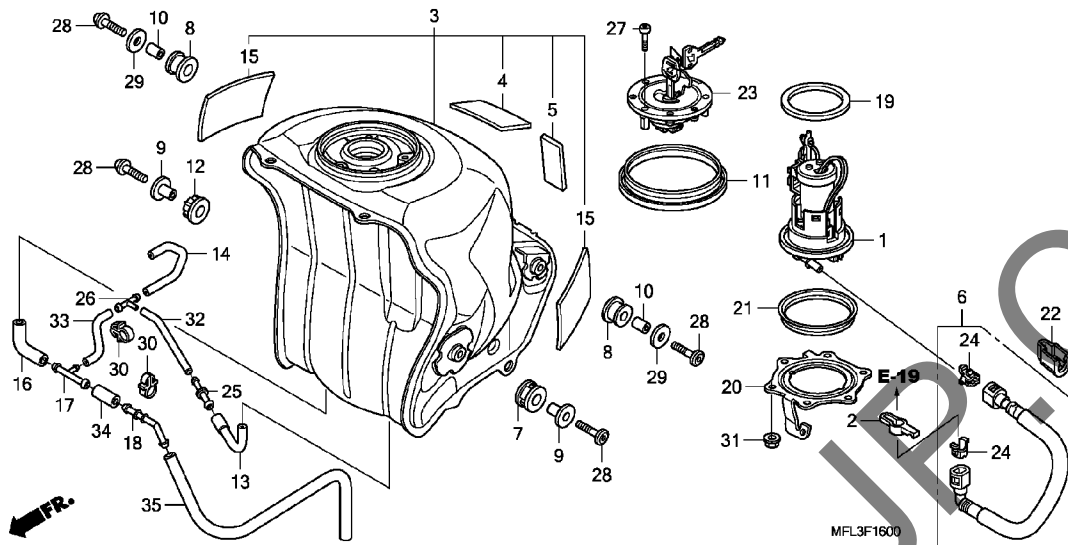
Ref. No.	Part No.	Description	Reqd. QTY CBR1000RR 8	Serial No.	Parts catalogue code
1	16700-MFL-003	PUMP UNIT, FUEL	1		
2	16719-MFJ-D00	DAMPER, CONNECTOR	1		
3	17500-MFL-000	TANK SET, FUEL	1		
4	17506-GCS-300	TAPE, TANK GUARD	1		
5	17515-MEG-300	TAPE, TANK PROTECTOR	1		
6	17526-MFL-003	HOSE COMP. B, FUEL FEED	1		
7	17533-MFL-000	RUBBER, L. FR. TANK MOUNTING	1		
8	17534-MFL-000	RUBBER, RR. TANK MOUNTING	1		
9	17535-MFL-000	COLLAR, FR. TANK SETTING	2		
10	17537-MFL-000	COLLAR, RR. TANK SETTING	2		
11	17543-MEE-000	SEAL, FUEL TANK	1		
12	17545-MFL-000	RUBBER, R. FR. TANK MOUNTING	1		
13	17555-MFL-000	TUBE A, BREATHER	1		
14	17556-MFL-000	TUBE B, BREATHER	1		
15	17558-MEE-940	CUSHION, FUEL TANK	2		
16	17559-MFL-000	TUBE, DRAIN	1		
17	17560-MFL-000	JOINT, 3WAY	1		
18	17561-MFL-000	JOINT, 2WAY	1		
19	17574-MFJ-D00	PACKING, FUEL PUMP	1		
20	17575-MFL-000	PLATE, FUEL PUMP SETTING	1		
21	17576-MFJ-D00	SEAL, OUTER	1		
22	17580-MFJ-D00	COVER, FUEL CONNECTOR	1		
23	17620-MCJ-751	CAP COMP., FUEL FILLER	1		
24	17711-SOX-931	RETAINER (BLUE GREEN)(TOKAI)	2		
25	19126-KM1-010	JOINT, TUBE	1		

74

F-16

FUEL TANK/FUEL PUMP

G 5



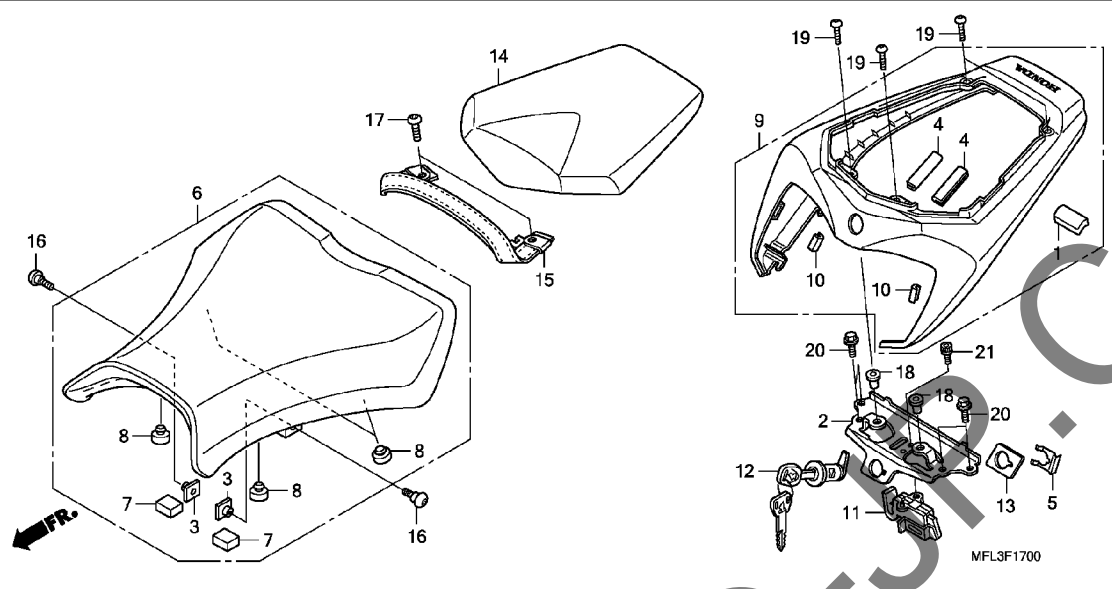
Ref. No.	Part No.	Description	Reqd. QTY CBR1000RR 8	Serial No.	Parts catalogue code
26	36191-KV3-700	JOINT, AIR FILTER	1		
27	90074-MT4-000	BOLT, SOCKET, 4X21	3		
28	90115-MAS-E00	BOLT, SPECIAL, 6X25	4		
29	90404-680-000	WASHER, 6.5X25X1.5	2		
30	90682-959-661	CLIP B, CABLE (9MM BLACK) ...	2		
31	94050-06080	NUT, FLANGE, 6MM	6		
32	95005-35110-20	TUBE, 3.5X110(95005-35001-20M)	1		
33	95005-45090-20	TUBE, 4.5X90(95005-45001-20M)	1		
34	95005-80033-20	TUBE, 8X33(95005-80001-20M)	1		
35	95005-80380-20	TUBE, 8X380(95005-80001-20M)	1		

3

F-17

SEAT

G 6



Ref. No.	L.O.N.	(Relative ref. Number) Description	F.R.T.
2	4101V2	PLATE, REAR CROSS	0.2
6	413150	SEAT	0.1
9	411135	COWL, REAR	0.2
11	4131N5	HOOK, SEAT CATCH	0.2
12	4131F2	KEY, SEAT LOCK	0.2

3

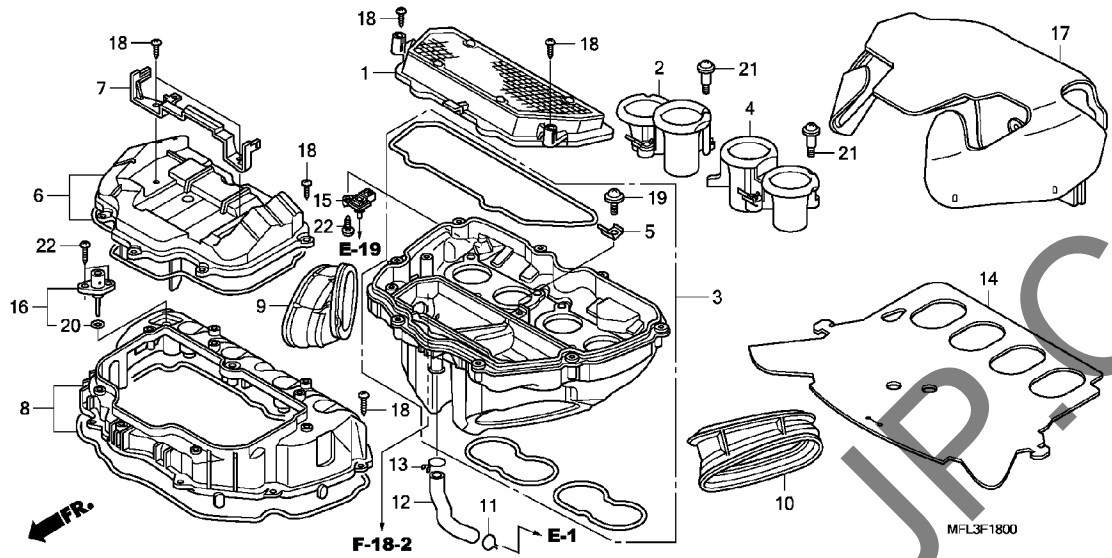
Ref. No.	Part No.	Description	Reqd. QTY CBR1000RR 8	Serial No.	Parts catalogue code
1	11353-KSV-J10	MAT A, L. FR. COVER	1		
2	50217-MFL-000	PLATE, CROSS UPPER	1		
3	61304-162-013	NUT, HEADLIGHT SETTING	2		
4	64122-MBB-300	RUBBER, PROTECTOR	2		
5	75581-GN8-920	SPRING, LOCK KEY SETTING	1		
6	77100-MFL-003	SEAT ASSY., SINGLE	1		
7	77103-MFL-300	CUSHION, SINGLE SEAT	2		
8	77207-MEL-000	RUBBER, SEAT CUSHION	4		
9	77210-MFL-000ZA	COWL SET, RR. SEAT *TYPE1*(WL)	1		
	77210-MFL-000ZH	COWL SET, RR. SEAT *TYPE2*(WL)	1		
	77210-MFL-000ZJ	COWL SET, RR. SEAT *TYPE3*(WL)	1		
	77210-MFL-000ZP	COWL SET, RR. SEAT *TYPE4	1*(WL)	1	
10	77212-MFJ-D00	PROTECTOR, RUBBER	2		
11	77220-MEE-D01	HOOK, SEAT CATCH	1		
12	77225-MFJ-D01	LOCK ASSY., SEAT	1		
13	77236-GW0-000	WASHER, SEAT LOCK	1		
14	77300-MFL-003	SEAT ASSY., PILLION	1		
15	77310-MFL-000	BELT, SEAT	1		
16	90104-MJ0-660	SCREW, SPECIAL, 6X8	2		
17	90106-MFL-000	BOLT, SPECIAL, 6X17	2		
18	90111-KW3-003	NUT, COWL SETTING, 5MM	2		
19	90115-MEL-000	SCREW, PAN, 5X15	4		
20	96001-06014-00	BOLT, FLANGE, 6X14	4		
21	96600-06012-00	BOLT, SOCKET, 6X12	1		

76

F-18

AIR CLEANER

G 7



Ref. No.	L.O.N.	(Relative ref. Number) Description	F.R.T.
1	312105	ELEMENT, AIR CLEANER	0.5
2	312109	FUNNEL, AIR :RIGHT	0.8
	3121E2	FUNNEL, AIR :BOTH	0.8
3	3121D1	CASE, AIR CLEANER :LOWER	1.0
4	3121C8	FUNNEL, AIR :LEFT	0.8
	3121E2	FUNNEL, AIR :BOTH	0.8
6	312102	COVER, AIR CLEANER CASE	0.5
8	3121D0	CASE, AIR CLEANER :MIDDLE	0.8
15	617116	SENSOR, MAP	1.1
16	617120	SENSOR, AIR TEMP	0.3

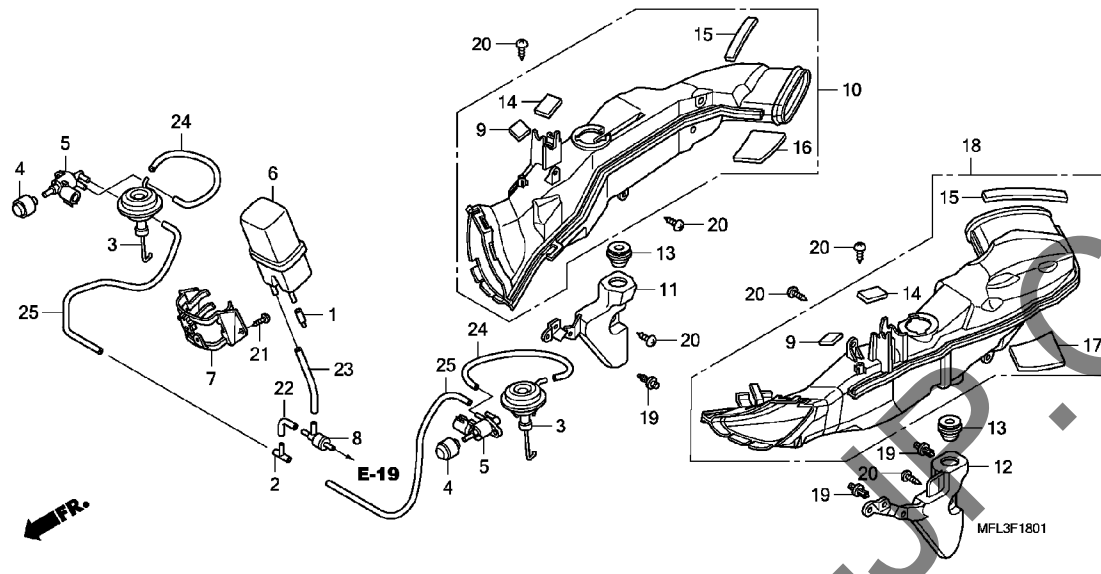
Ref. No.	Part No.	Description	Reqd. QTY CBR1000RR 8	Serial No.	Parts catalogue code
1	17210-MFL-000	ELEMENT, AIR CLEANER	1		
2	17215-MFL-000	FUNNEL, R. AIR	1	----- E,ED	
	17215-MFL-620	1	----- F	
3	17220-MFL-000	CASE COMP., AIR CLEANER LOWER	1		
4	17225-MFL-000	FUNNEL, L. AIR	1	----- E,ED	
	17225-MFL-620	1	----- F	
5	17227-MEE-000	RETAINER, AIR CLEANER ELEMENT	1		
6	17230-MFL-000	COVER COMP., AIR CLEANER	1		
7	17239-MFL-000	PLATE, PGM-FI UNIT SETTING ..	1		
8	17240-MFL-000	CASE COMP., AIR CLEANER MIDDLE	1		
9	17255-MFL-000	JOINT, R. RAM DUCT	1		
10	17265-MFL-000	JOINT, L. RAM DUCT	1		
11	17366-MJ0-000	CLIP B, TUBE	1		
12	17551-MFL-000	TUBE, ENGINE BREATHER	1		
13	18532-634-670	CLIP, AIR HOSE, 21.5	1		
14	19127-MFL-000	RUBBER, HEAT GUARD	1		
15	37830-MEL-003	SENSOR ASSY., MAP	1		
16	37880-P05-A00	SENSOR ASSY., AIR TEMP	1		
17	64401-MFL-000	MAT, AIR CLEANER	1		
18	90105-MFJ-D00	SCREW, TAPPING, 4X18(DELTA PT)	18		
19	90145-MBY-000	SCREW, SPECIAL, 5X8	1		
20	91303-PK2-005	O-RING, 7.5X1.5	1		
21	91508-MM5-000	SCREW, PAN, 5MM	6		
22	93901-25420	SCREW, TAPPING, 5X20	3		

3

F-18-1

AIR INTAKE DUCT/SOLENOID VALVE

G 8



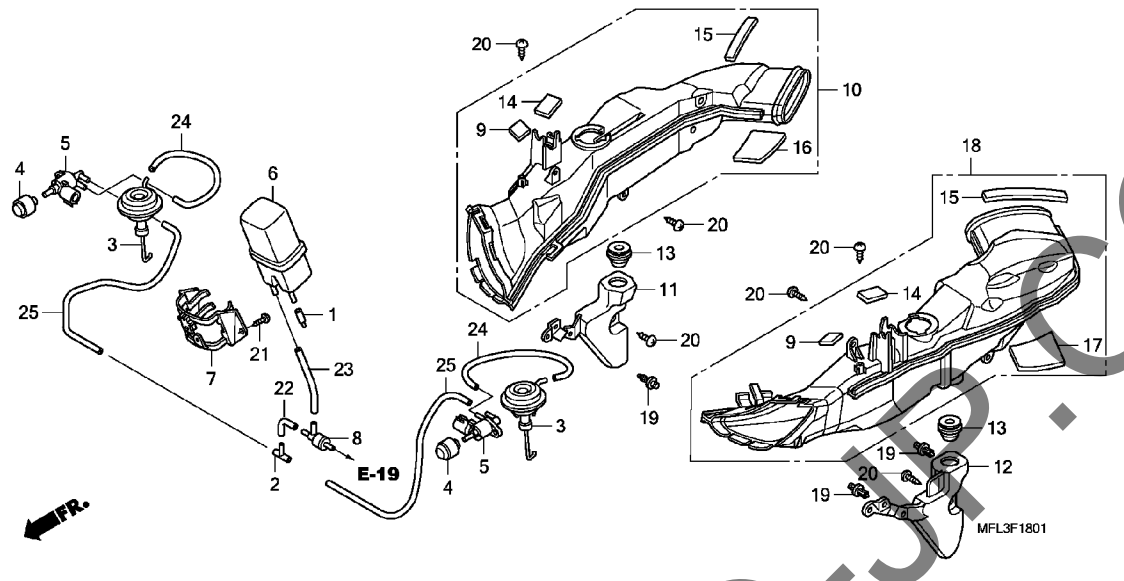
Ref. No.	L.O.N.	(Relative ref. Number) Description	F.R.T.
3	3121J1	DIAPHRAGM, AIR INTAKE DUCT VALVE CONTROL :LEFT	0.7
	3121J2	DIAPHRAGM, AIR INTAKE DUCT VALVE CONTROL :RIGHT	0.7
	3121J3	DIAPHRAGM, AIR INTAKE DUCT VALVE CONTROL :BOTH	1.1
5	3141C8	VALVE, AIR INTAKE CONTROL SOLENOID :LEFT	0.7
	3141C9	VALVE, AIR INTAKE CONTROL SOLENOID :RIGHT	0.7
	3141D0	VALVE, AIR INTAKE CONTROL SOLENOID :BOTH	1.1
6	3121C4	CHAMBER, VACUUM	1.1
10	4111L1	DUCT, AIR :RIGHT	0.7
	4111L2	DUCT, AIR :BOTH	1.1
11	3121G2	DUCT, RESONATOR :RIGHT	0.6
	3121J4	DUCT, RESONATOR :BOTH	0.9
12	3121G1	DUCT, RESONATOR :LEFT	0.6
	3121J4	DUCT, RESONATOR :BOTH	0.9
18	4111L0	DUCT, AIR :LEFT	0.7
	4111L2	DUCT, AIR :BOTH	1.1

Ref. No.	Part No.	Description	Reqd. QTY CBR1000RR 8	Serial No.	Parts catalogue code
1	16215-MV4-000	CAP, BOOST	1		
2	17201-MG9-000	JOINT A, VACUUM TUBE	1		
3	17238-MFL-000	DIAPHRAGM, CONTROL VALVE	2		
4	36138-PR7-A01	FILTER ASSY., SOLENOID VALVE	2		
5	36163-PV0-004	VALVE ASSY., BYPASS CONTROL SOLENOID	2		
6	36361-P72-000	TANK COMP., VACUUM	1		
7	36365-MFL-000	STAY, VACUUM TANK	1		
8	36627-MN5-000	VALVE, INTAKE AIR SHOT AIR CHECK	1		
9	64243-MEW-920	FASTENER B, DUAL LOCK, 20X20	2		
10	64330-MFL-000	DUCT, R. AIR	1		
11	64340-MFL-000	RESONATOR, R. AIR DUCT	1		
12	64345-MFL-000	RESONATOR, L. AIR DUCT	1		
13	64351-MFL-000	TUBE, RESONATOR	2		
14	64353-MFL-000	MAT A, DUCT	2		
15	64354-MFL-000	MAT B, DUCT	2		
16	64355-MFL-000	RUBBER, R. DUCT	1		
17	64356-MFL-000	RUBBER, L. DUCT	1		
18	64380-MFL-000	DUCT, L. AIR	1		
19	90683-GR1-003	CLIP, BODY COVER	3		
20	93903-24280	SCREW, TAPPING, 4X10	6		
21	93903-24380	SCREW, TAPPING, 4X12	2		
22	95005-35030-20	TUBE, 3.5X30(95005-35001-20M)	1		
23	95005-35140-20	TUBE, 3.5X140(95005-35001-20M)	1		

F-18-1

AIR INTAKE DUCT/SOLENOID VALVE

G 9



Ref. No.	Part No.	Description	Reqd. QTY CBR1000RR 8	Serial No.	Parts catalogue code
----------	----------	-------------	-----------------------------	------------	----------------------

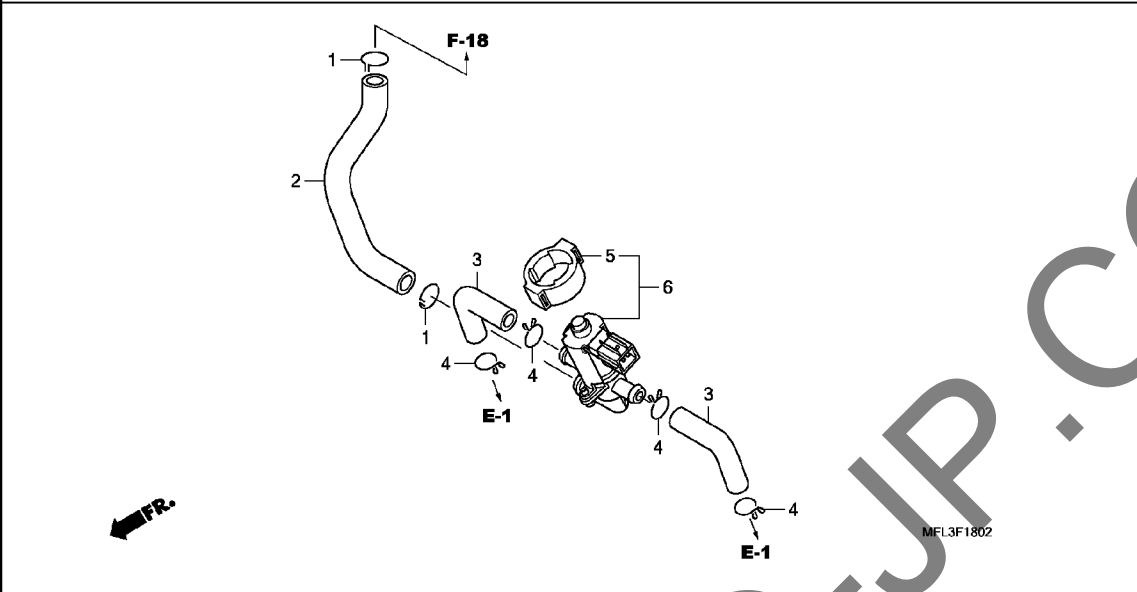
24	95005-35170-20	TUBE, 3.5X170(95005-35001-20M)	2		
25	95005-35300-20	TUBE, 3.5X300(95005-35001-20M)	2		

3

F-18-2

AIR INJECTION CONTROL VALVE

G10



Ref. No.	L.O.N.	(Relative ref. Number) Description	F.R.T.
6	314130	VALVE, SECONDARY AIR CONTROL	1.2

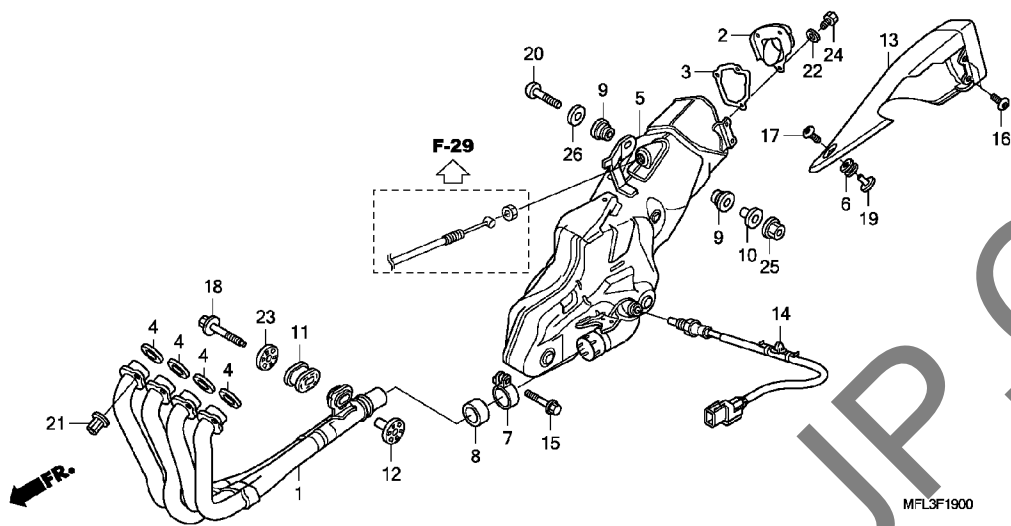
3

Ref. No.	Part No.	Description	Reqd. QTY CBR1000RR 8	Serial No.	Parts catalogue code
1	17366-MJO-000	CLIP B, TUBE	2		
2	17461-MFL-000	TUBE, AIR SUCTION UPPER	1		
3	17462-MFL-000	TUBE, AIR SUCTION	2		
4	17724-102-700	CLIP, SUB TANK HOSE	4		
5	36172-MCA-A61	SUSPENSION, SOLENOID VALVE ..	1		
6	36450-MCA-A61	VALVE ASSY., EX. AIR INJECTION	1		

F-19

EXHAUST MUFFLER

G11



Ref. No.	L.O.N.	(Relative ref. Number) Description	F.R.T.
1	313110	PIPE, EXHAUST	1.5
2	(3)	PLATE, COVER END	
	3131F2	CAP, MUFFLER END	0.7
4	3131B4	GASKET, EXHAUST PIPE	1.5
		.NOTE: Same time for two units or more	
5	313120	MUFFLER	0.9
		.INCLUDES: Exhaust gas control valve cable adjustment	
13	3131D3	COVER, MUFFLER :REAR	0.6
14	617121	SENSOR, OXYGEN	0.4

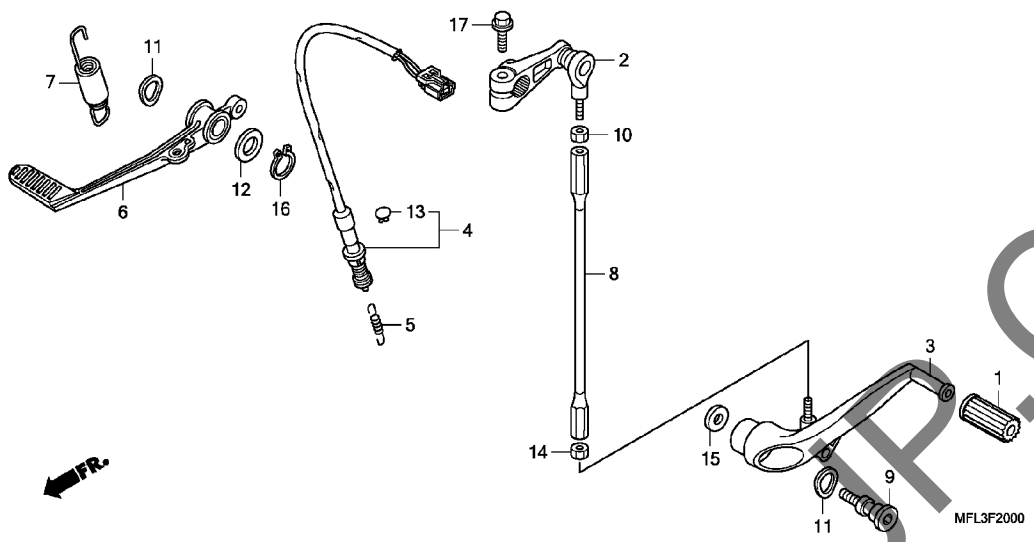
Ref. No.	Part No.	Description	Reqd. QTY CBR1000RR 8	Serial No.	Parts catalogue code
1	18150-MFL-000	PIPE COMP., EX.	1		
2	18161-MFL-000	PLATE, COVER END	1		
3	18162-MFL-000	GASKET, COVER END	1		
4	18291-MM5-860	GASKET, EX. PIPE	4		
5	18310-MFL-000	MUFFLER COMP.	1		
6	18357-MCG-000	RUBBER, PROTECTOR MOUNTING ..	1		
7	18371-MFL-000	BAND, MUFFLER	1		
8	18391-MEL-000	PACKING, MUFFLER	1		
9	18421-MFL-000	RUBBER, MUFFLER MOUNTING	2		
10	18422-MA6-000	COLLAR, MUFFLER MOUNTING	1		
11	18422-MFJ-D10	RUBBER, EX. PIPE MOUNTING	1		
12	18423-MFJ-D00	COLLAR, EX. PIPE MOUNTING	1		
13	18425-MFL-000	GUARD COMP., MUFFLER	1		
14	36531-MFL-641	SENSOR, OXYGEN	1		
15	90103-KCM-620	BOLT, FLANGE, 8X35	1		
16	90106-GBB-710	SCREW, PAN, 6X10	2		
17	90118-MR1-000	SCREW, PAN, 6X14	1		
18	90120-MFJ-D00	BOLT, FLANGE, 8X50(GUIDE) ..	1		
19	90122-463-770	COLLAR, UNDER OWL SETTING ..	1		
20	90172-MFL-000	BOLT, SOCKET, 8X43	1		
21	90304-MM5-000	NUT, FLANGE, 7MM	8		
22	90452-GK4-600	WASHER, PLAIN, 5MM	3		
23	90501-MFJ-D00	WASHER, 8.5X38	1		
24	92101-05008-4J	BOLT, HEX., 5X8	3		
25	94050-08000	NUT, FLANGE, 8MM	1		
26	94103-08700	WASHER, PLAIN, 8MM	1		

3

F-20

PEDAL

G12



Ref. No.	L.O.N.	(Relative ref. Number) Description	F.R.T.
2		(8)	
4101A2		ARM, GEAR CHANGE	0.1
3		(8)	
4101A1		PEDAL, GEAR CHANGE	0.1
4	6151B5	SWITCH, REAR STOP :PEDAL SIDE	0.4
6	810160	PEDAL, REAR BRAKE	0.2

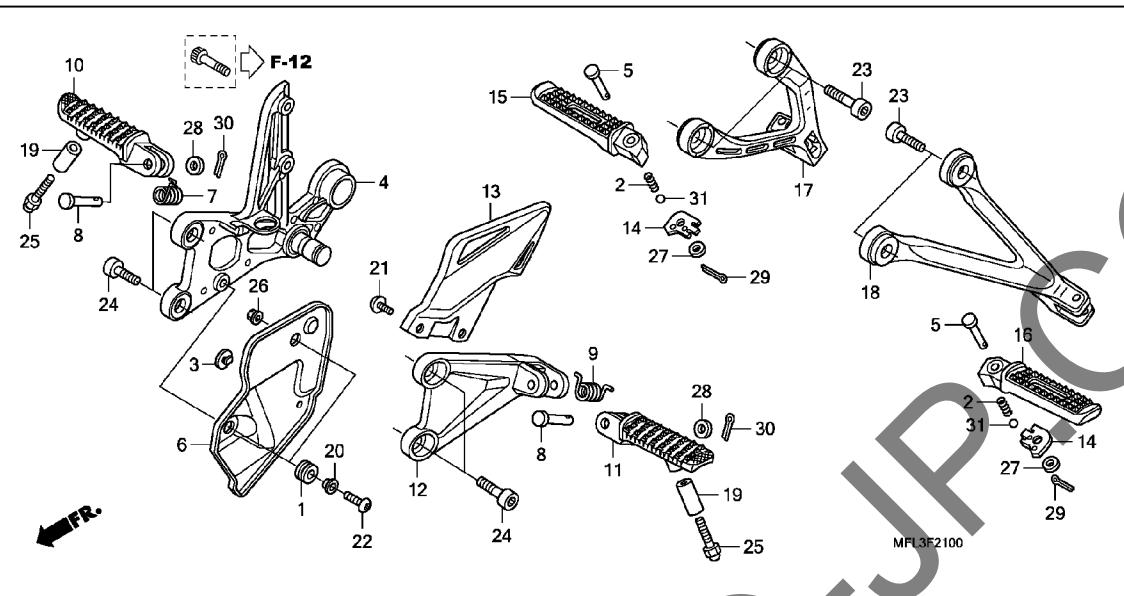
3

Ref. No.	Part No.	Description	Reqd. QTY CBR1000RR 8	Serial No.	Parts catalogue code
1	24705-MR7-000	RUBBER, GEAR CHANGE PEDAL ...	1		
2	24710-MEE-000	ARM COMP., GEAR CHANGE	1		
3	24720-MFL-000	PEDAL COMP., GEAR CHANGE	1		
4	35350-MFL-000	SWITCH ASSY., RR. STOP	1		
5	35357-MBR-000	SPRING, STOP SWITCH	1		
6	46500-MFL-000	PEDAL COMP., RR. BRAKE	1		
7	46515-MBW-000	SPRING ASSY., BRAKE PEDAL ...	1		
8	90065-MFL-000	BAR, CHANGE	1		
9	90113-MCF-000	BOLT, CHANGE PIVOT	1		
10	90201-700-000	NUT, GOVERNOR ARM FIXING (LEFT HAND THREAD)	1		
11	90505-MBW-000	WASHER, CHANGE PEDAL WAVE ...	2		
12	90557-230-000	WASHER, 15.2X25	1		
13	90601-KAF-003	CLIP, SWITCH COVER	1		
14	94001-06020-0S	NUT, HEX., 6MM	1		
15	94103-08700	WASHER, PLAIN, 8MM	1		
16	94511-15000	CIRCLIP, EXTERNAL, 15MM	1		
17	95701-06020-00	BOLT, FLANGE, 6X20	1		

F-21

STEP

G13



Ref. No.	L.O.N.	(Relative ref. Number) Description	F.R.T.
4	4101C4	BRACKET, STEP :RIGHT	0.4
	4101N7	BRACKET, STEP :BOTH	0.6
6	4101L6	GUARD, HEAT	0.1
10	4101C6	BAR, MAIN STEP :RIGHT	0.1
	4101J1	BAR, MAIN STEP :BOTH	0.2
11	4101C5	BAR, MAIN STEP :LEFT	0.1
	4101J1	BAR, MAIN STEP :BOTH	0.2
12	4101N1	HOLDER, STEP :LEFT	0.2
	4101N6	HOLDER, STEP :BOTH	0.6
13	4101Z1	GUARD, STEP :LEFT	0.1
	4101Z3	GUARD, STEP :BOTH	0.4
15	4101C8	BAR, PILLION STEP :RIGHT	0.1
	4101P4	BAR, PILLION STEP :BOTH	0.2
16	4101C7	BAR, PILLION STEP :LEFT	0.1
	4101P4	BAR, PILLION STEP :BOTH	0.2
17	4101D0	BRACKET, PILLION STEP :RIGHT ..	1.2
	4101K4	BRACKET, PILLION STEP :BOTH ..	1.3
18	4101C9	BRACKET, PILLION STEP :LEFT ..	1.2
	4101K4	BRACKET, PILLION STEP :BOTH ..	1.3

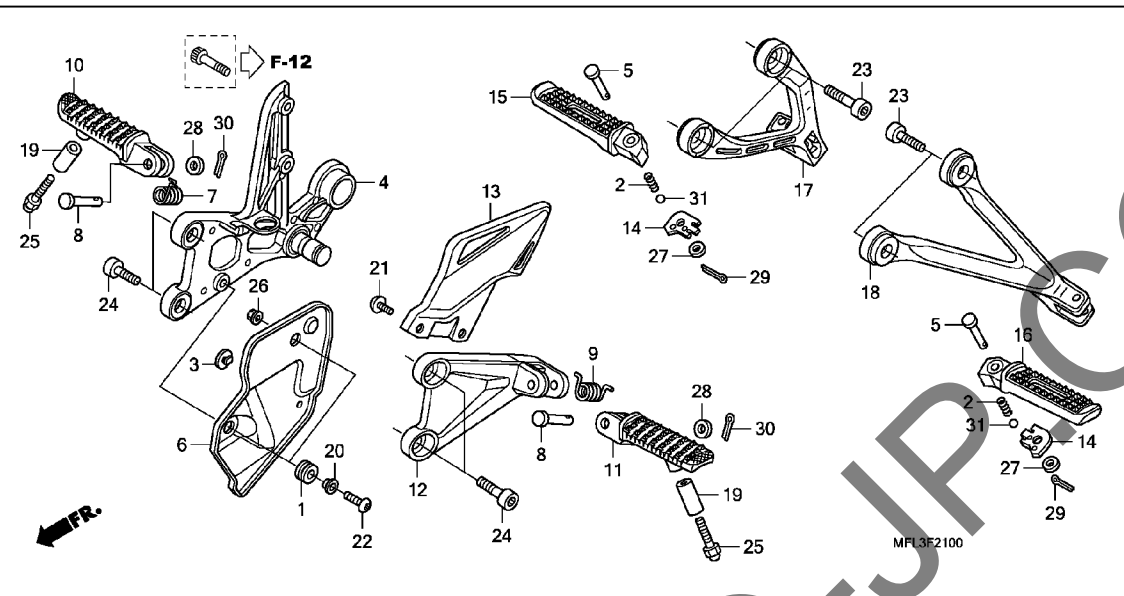
Ref. No.	Part No.	Description	Reqd. QTY CBR1000RR 8	Serial No.	Parts catalogue code
1	18345-MBT-610	RUBBER, PROTECTOR MOUNTING ..	2		
2	28333-300-000	SPRING, KICK STARTER STOPPER ..	2		
3	40514-377-000	PLUG, CHAIN CASE	1		
4	50600-MFL-000	HOLDER, R. MAIN STEP	1		
5	50603-MFL-000	PIN C, PILLION STEP	2		
6	50610-MFL-000	GUARD, MAIN STEP HEAT	1		
7	50617-MCJ-750	SPRING, R. STEP RETURN	1		
8	50639-MLO-010	PIN, STEP BAR	2		
9	50644-MCJ-750	SPRING, L. STEP RETURN	1		
10	50660-MEL-000	ARM, R. MAIN STEP	1		
11	50665-MEL-000	ARM, L. MAIN STEP	1		
12	50700-MFL-000	HOLDER, L. MAIN STEP	1		
13	50707-MFL-000	GUARD, L. STEP	1		
14	50718-MEE-D00	PLATE, PILLION STEP CLICK	2		
15	50720-MEL-D00	ARM, R. PILLION STEP	1		
16	50730-MEL-D00	ARM, L. PILLION STEP	1		
17	50750-MFL-000	HOLDER, R. PILLION STEP	1		
18	50760-MFL-000	HOLDER, L. PILLION STEP	1		
19	51486-MEL-000	COLLAR, STEP LOWER	2		
20	84706-415-000	COLLAR	2		
21	90106-MAV-000	SCREW, PAN, 6X12	2		
22	90115-MEL-000	SCREW, PAN, 5X15	2		
23	90130-MFL-000	BOLT, SOCKET, 8X20	4		
24	90157-ME9-000	BOLT, SOCKET, 8X22	4		
25	92501-06050-0A	BOLT, CAP, 6X50	2		

3

F-21

STEP

G14



Ref. No.	Part No.	Description	Reqd. QTY CBR1000RR 8	Serial No.	Parts catalogue code
26	94050-05070	NUT, FLANGE, 5MM	1		
27	94101-06000	WASHER, PLAIN, 6MM	2		
28	94102-08000	WASHER, PLAIN, 8MM	2		
29	94201-20120	PIN, SPLIT, 2.0X12	2		
30	94201-20150	PIN, SPLIT, 2.0X15	2		
31	96211-08000	BALL, STEEL, #8 (1/4)	2		

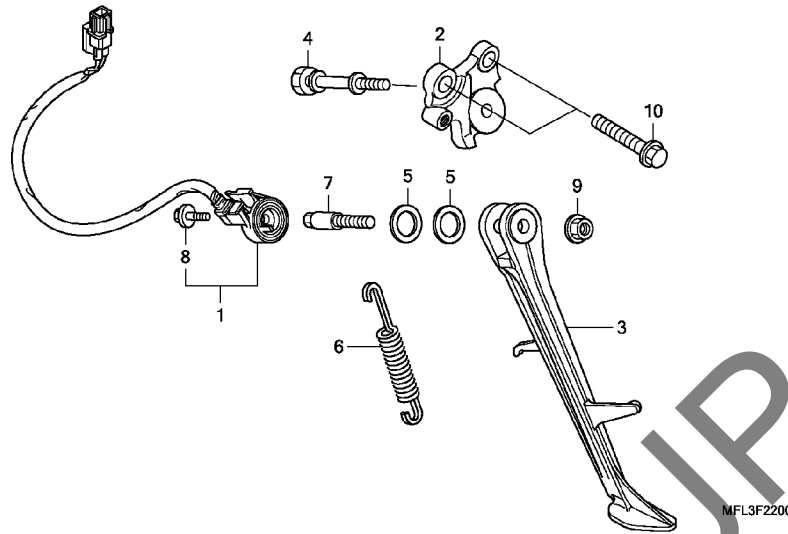
3

YUMBO-UP.COM

F-22

STAND

G15



Ref. No.	L.O.N.	(Relative ref. Number) Description	F.R.T.
1	615195	SWITCH, SIDE STAND	0.3
2	410181	BRACKET, SIDE STAND	0.3
3	410180	BAR, SIDE STAND	0.2
6	410182	SPRING, SIDE STAND	0.1

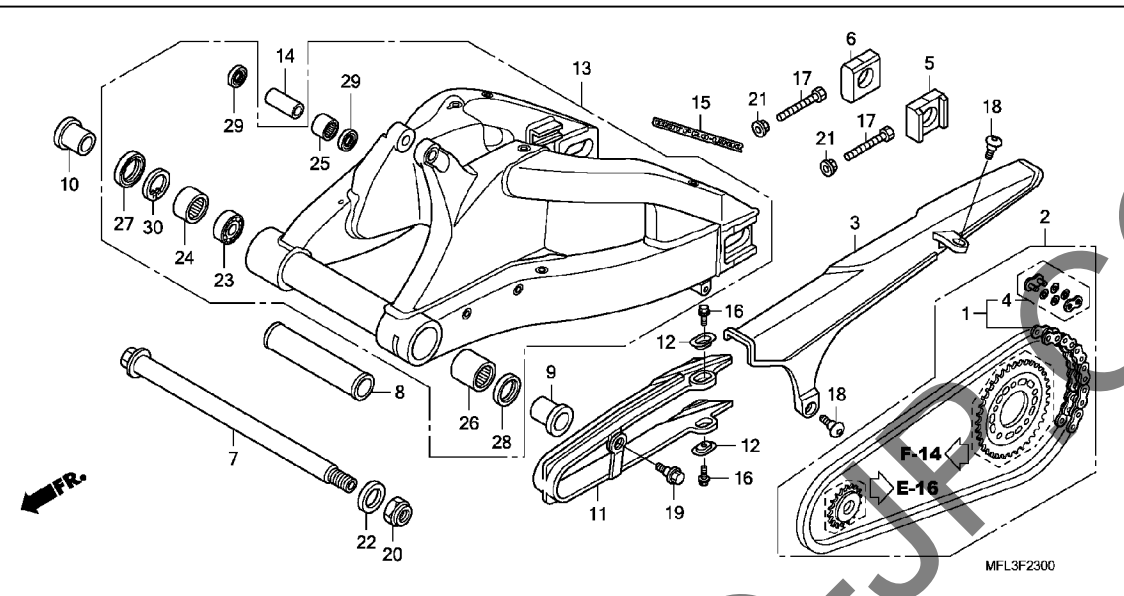
Ref. No.	Part No.	Description	Reqd. QTY CBR1000RR 8	Serial No.	Parts catalogue code
1	35070-MFL-305	SWITCH SET, SIDE STAND	1		
2	50150-MFL-000	BRACKET COMP., SIDE STAND ...	1		
3	50530-MFL-000	BAR, SIDE STAND	1		
4	50538-MFL-000	HOOK, SIDE STAND SPRING	1		
5	50539-MFL-000	WASHER, SIDE STAND PIVOT	2		
6	50540-MFL-000	SPRING, SIDE STAND	1		
7	90118-MFL-000	BOLT, SIDE STAND PIVOT	1		
8	90147-MCE-950	BOLT, SPECIAL, 6X16	1		
9	90203-MF9-710	NUT, SIDE STAND	1		
10	96400-10032-00	BOLT, FLANGE, 10X32	2		

3

F-23

SWINGARM

G16



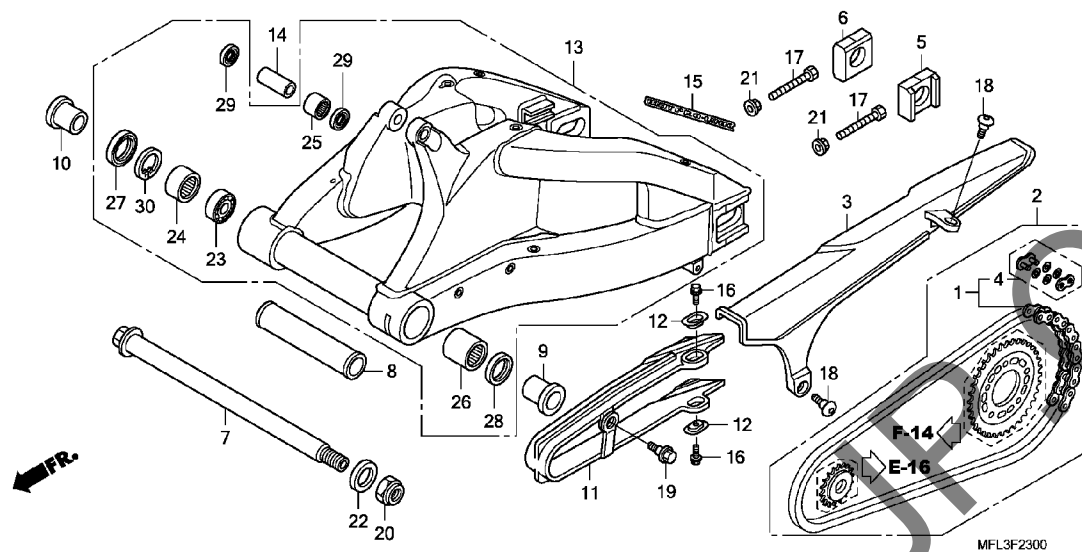
Ref. No.	L.O.N.	(Relative ref. Number) Description	F.R.T.
1	213165	CHAIN, DRIVE	0.5
2	213164	CHAIN KIT, DRIVE	1.3
3	410195	CASE, DRIVE CHAIN	0.1
11	4101E5	SLIDER, CHAIN	0.6
13	5121B0	SWINGARM ASSEMBLY	2.0
24	5121C9	BEARING, SWINGARM PIVOT :RIGHT	1.7
	5121D0	BEARING, SWINGARM PIVOT :BOTH	1.9
25	5121G9	BEARING, REAR CUSHION LINK	
		PLATE	1.7
26	5121C8	BEARING, SWINGARM PIVOT :LEFT	1.9
	5121D0	BEARING, SWINGARM PIVOT :BOTH	1.9

Ref. No.	Part No.	Description	Reqd. QTY CBR1000RR 8	Serial No.	Parts catalogue code
1	06405-MFL-P00	CHAIN SET, DRIVE (DID50VA11-102-120ZB)	1		
	06405-MFL-P10	(STANDARD LINK 116L) CHAIN SET, DRIVE (RK50HF0Z6-102-120L)	1		
2	06406-MFL-600	(STANDARD LINK 116L) CHAIN KIT, DRIVE (50-16/42T)	1		
3	40510-MFL-000	CASE, DRIVE CHAIN	1		
4	40531-MFL-005	JOINT, DRIVE CHAIN (RK EXCEL)	1		
	40541-MFL-003	JOINT, DRIVE CHAIN (DAIDO)	1		
5	42305-MFL-000	COLLAR, L. RR. AXLE	1		
6	42306-MFL-000	COLLAR, R. RR. AXLE	1		
7	52101-MFL-000	BOLT, SWINGARM PIVOT	1		
8	52102-MFL-000	COLLAR, RR. SWINGARM DISTANCE	1		
9	52143-MFL-000	COLLAR, L. PIVOT DISTANCE ...	1		
10	52144-MFL-000	COLLAR, R. PIVOT DISTANCE ...	1		
11	52170-MFL-010	SLIDER, CHAIN	1		
12	52171-MFJ-D00	WASHER, CHAIN SLIDER	2		
13	52200-MFL-000	SWINGARM SUB ASSY.	1		
14	52463-MAL-G00	COLLAR, CUSHION CONNECTING ROD	1		
15	87121-MEL-D20	MARK (UNIT PROLINK)	1		
16	90105-MY9-000	BOLT, FLANGE, 6X18	2		
17	90106-MCF-D00	BOLT, HEX., 8X50	2		
18	90114-MFL-000	SCREW, SPECIAL, 6X16	2		
19	90130-MCJ-750	BOLT, CHAIN SLIDER	1		

F-23

SWINGARM

H 1



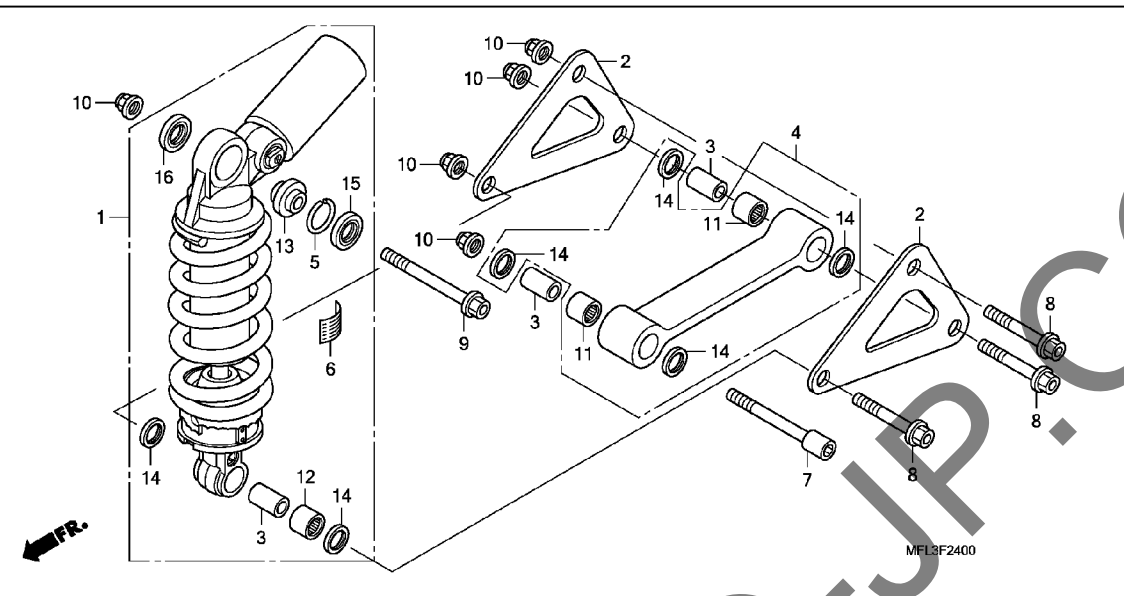
Ref. No.	Part No.	Description	Reqd. QTY CBR1000RR 8	Serial No.	Parts catalogue code
20	90305-MCF-D00	NUT, U, 22MM	1		
21	90309-357-000	NUT, HEX., 8MM	2		
22	90401-MCJ-000	WASHER, 23X37X2.5	1		
23	91053-MCJ-003	BEARING, RADIAL BALL, 6905	1		
24	91053-MCJ-751	BEARING, NEEDLE, 32X42X20	1		
25	91071-KV3-005	BEARING, NEEDLE (KOYO)	1		
26	91071-MCJ-003	BEARING, NEEDLE, 32X42X37	1		
27	91252-MCF-003	DUST SEAL, 32X45X5	1		
28	91253-MCF-003	DUST SEAL, 32X42X6	1		
29	91262-KV3-831	DUST SEAL, 17X24X5 (ARAI)	2		
30	94520-45000	CIRCLIP, INTERNAL, 45MM	1		

3

F-24

REAR CUSHION

H 2



Ref. No.	L.O.N.	(Relative ref. Number) Description	F.R.T.
1	512115	CUSHION ASSY., REAR	0.9
2	512104	PLATE, REAR CUSHION LINK	0.9
.NOTE: Same time for two units			
4	512145	ROD, CUSHION CONNECTING	0.9
11	512104	BEARING, CUSHION CONNECTING ROD	1.1
	512104A	.Replace 1 bearing add	0.1
12		(13)	
	512101	BEARING, REAR CUSHION	1.1
	512101A	.Replace 1 bearing add	0.1

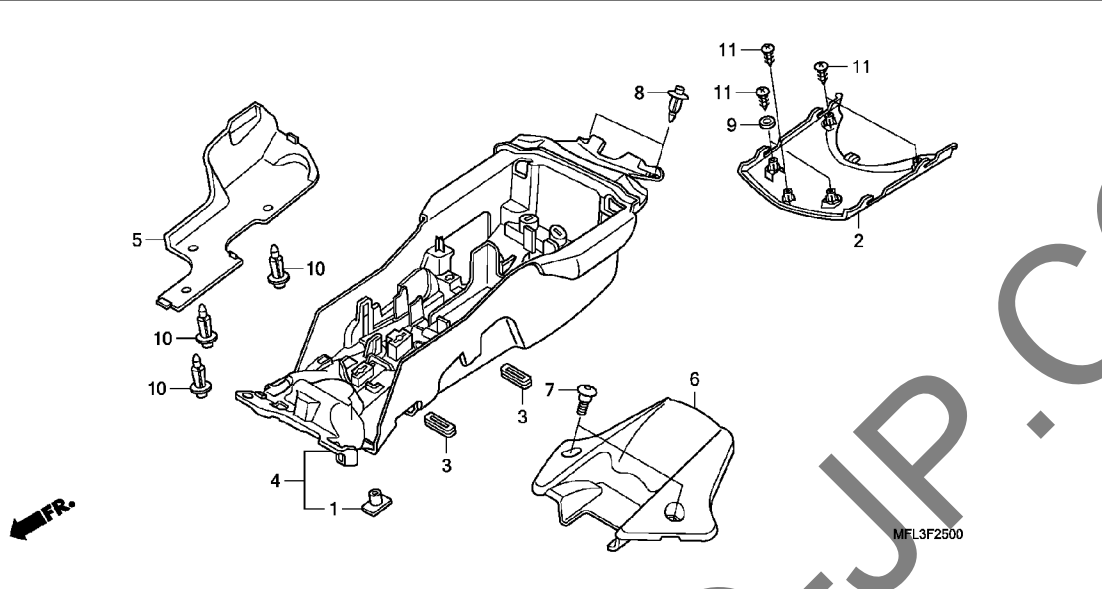
3

Ref. No.	Part No.	Description	Reqd. QTY CBR1000RR 8	Serial No.	Parts catalogue code
1	52400-MFL-003	CUSHION ASSY., RR.	1		
2	52461-MFL-000	PLATE, CUSHION ARM	2		
3	52463-MAL-G00	COLLAR, CUSHION CONNECTING ROD	3		
4	52475-MFL-000	ROD SUB ASSY., CUSHION CONNECTING	1		
5	52487-KA4-831	RING, STOPPER	1		
6	87516-MBZ-G01	LABEL, RR. DAMPER (ENGLISH/FRENCH)	1		
7	90107-MFJ-D00	BOLT, SOCKET, 10X70	1		
8	90121-MFL-000	BOLT, FLANGE, 10X62	3		
9	90132-MEL-000	BOLT, FLANGE, 10X75	1		
10	90304-GE8-003	NUT, U, 10MM	5		
11	91071-KV3-005	BEARING, NEEDLE (KOYO)	2		
12	91072-KT7-003	BEARING, NEEDLE, 17X24X20(NTN)	1		
13	91074-MBR-722	BEARING, SPHERICAL, 10	1		
14	91262-KV3-831	DUST SEAL, 17X24X5 (ARAI)	6		
15	91351-KZ3-731	DUST SEAL, RR. CUSHION PIVOT	1		
16	91351-MAC-671	DUST SEAL, 16X26X3	1		

F-25

REAR FENDER

H 3



Ref. No.	L.O.N.	(Relative ref. Number) Description	F.R.T.
2	4111K7	COWL, REAR CENTER	1.1
4	413110	FENDER B, REAR	1.0
5	413185	COVER, MAINTENANCE	0.1
6	413111	FENDER C, REAR	0.1

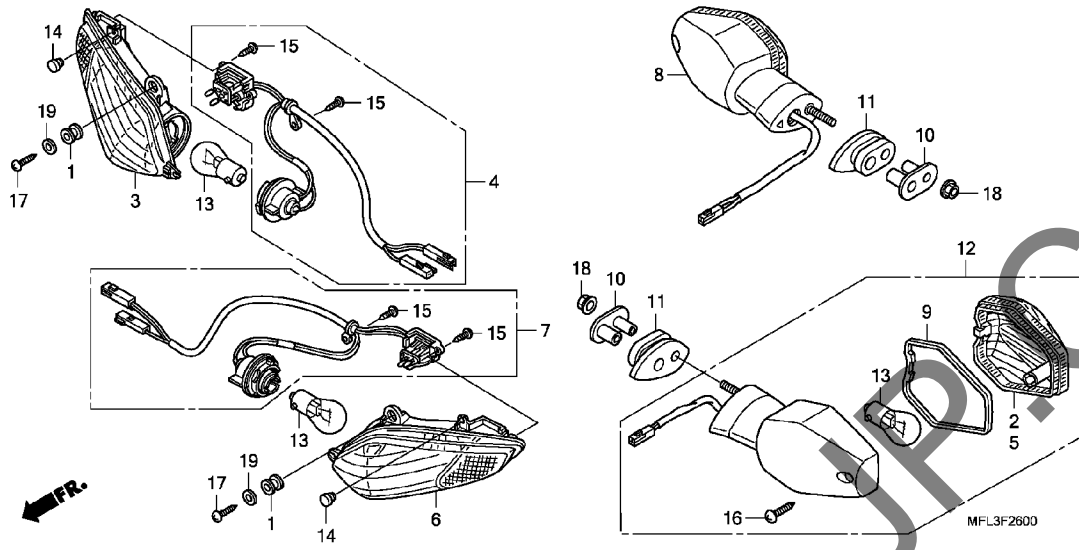
Ref. No.	Part No.	Description	Reqd. QTY CBR1000RR 8	Serial No.	Parts catalogue code
1	61304-HB3-003	NUT, SPECIAL, 6MM	3		
2	77230-MFL-000ZA	COWL, CENTER SEAT	1		
	77230-MFL-000ZB	*NHA66P*..PEARL SUNBEAM WHITE	1		
	77230-MFL-000ZC	*NHB01*.....GRAPHITE BLACK	1		
	77230-MFL-000ZD	*R101CU*....CANDY GLORY RED-U	1		
	77230-MFL-000ZD	*R258*.....WINNING RED	1		
3	77309-KK6-000	GROMMET, TOOL TRAY	2		
4	80105-MFL-000	FENDER B, RR.	1		
5	80106-MFL-000	COVER, SERVO MOTOR	1		
6	80120-MFL-000	FENDER C, RR.	1		
7	90106-KCR-000	SCREW, PAN, 5X19	2		
8	90116-MCS-000	RIVET, PUSH	2		
9	90504-964-000	WASHER, THRUST, 5MM	2		
10	90683-GR1-003	CLIP, BODY COVER	3		
11	93903-24280	SCREW, TAPPING, 4X10	5		

3

F-26

WINKER

H 4



Ref. No.	L.O.N.	(Relative ref. Number) Description	F.R.T.
3	6161L4	LENS, FRONT WINKER :RIGHT	0.2
	6161M6	LENS, FRONT WINKER :BOTH	0.4
4	6161B6	SOCKET, WINKER :RIGHT FRONT	0.5
	6161B7	SOCKET, WINKER :BOTH FRONT	0.8
6	6161L3	LENS, FRONT WINKER :LEFT	0.2
	6161M6	LENS, FRONT WINKER :BOTH	0.4
7	6161B5	SOCKET, WINKER :LEFT FRONT	0.5
	6161B7	SOCKET, WINKER :BOTH FRONT	0.8
8	6161C7	WINKER :RIGHT REAR	0.2
	6161C8	WINKER :BOTH REAR	0.3
12	6161C6	WINKER :LEFT REAR	0.2
	6161C8	WINKER :BOTH REAR	0.3
13		(2,5,9)	
	616133	BULB, WINKER :FRONT	0.1
	616139	BULB, WINKER :REAR	0.1
		.NOTE: Same time for two units	
	6161G0	BULB, WINKER :FOR 1 VEHICLE	0.2

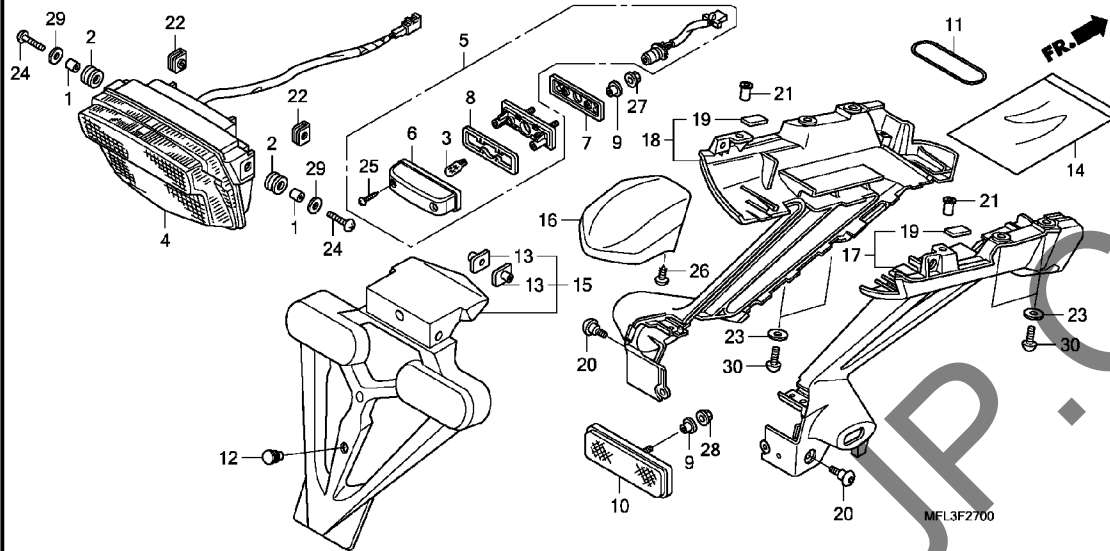
Ref. No.	Part No.	Description	Reqd. QTY CBR1000RR 8	Serial No.	Parts catalogue code
1	18293-GN2-000	RUBBER, PROTECTOR PACKING	4		
2	33402-MEJ-901	LENS, R. WINKER	1		
3	33403-MFL-641	LENS COMP., R.	1		
4	33405-MFL-641	SOCKET COMP., R.	1		
5	33452-MEJ-901	LENS, L. WINKER	1		
6	33453-MFL-641	LENS COMP., L.	1		
7	33455-MFL-641	SOCKET COMP., L.	1		
8	33600-MFL-641	WINKER ASSY., R. RR. (12V 21W)	1		
9	33607-MAT-E21	PACKING, LENS	2		
10	33611-MEL-D20	COLLAR, WINKER	2		
11	33612-MEL-D20	RUBBER, WINKER MOUNTING	2		
12	33650-MFL-641	WINKER ASSY., L. RR. (12V 21W)	1		
13	34905-MEJ-671	BULB, WINKER (12V 21W)	4		
14	60107-752-000	RUBBER, FUEL LID STOPPER	2		
15	90101-MFL-641	SCREW, TAPPING, 3X12	6		
16	91911-MFL-640	SCREW, TAPPING, 4X14	2		
17	93913-24320	SCREW, TAPPING, 4X12	4		
18	94050-06070	NUT, FLANGE, 6MM	2		
19	94103-04800	WASHER, PLAIN, 4MM	4		

3

F-27

TAILLIGHT

H 5



Ref. No.	L.O.N.	(Relative ref. Number) Description	F.R.T.
3	6161F3	BULB, LICENSE LIGHT	0.1
4	6161D5	TAILLIGHT UNIT	1.3
5		(16)	
	6161D8	LIGHT, LICENSE	0.2
15	4131K7	BRACKET, NUMBER PLATE	0.1
17	4131C4	STAY, REAR FENDER :RIGHT	1.4
	4131L9	STAY, REAR FENDER :BOTH	1.5
18	4131C3	STAY, REAR FENDER :LEFT	1.4
	4131L9	STAY, REAR FENDER :BOTH	1.5

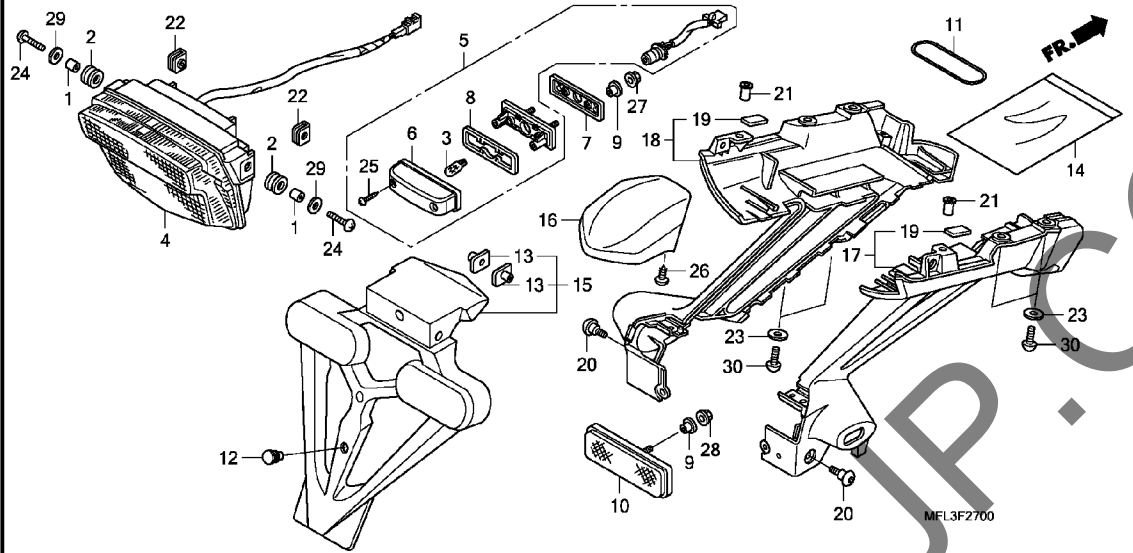
Ref. No.	Part No.	Description	Reqd. QTY CBR1000RR 8	Serial No.	Parts catalogue code
1	18295-GW0-920	COLLAR, 5MM	2		
2	19639-GBC-000	RUBBER, MOUNTING	2		
3	33301-SAO-741	BULB (12V 5W)(STANLEY)	1		
4	33701-MFL-641	TAILLIGHT UNIT	1		
5	33720-MFL-641	LIGHT ASSY., LICENSE	1		
6	33721-GET-671	COVER COMP., LICENSE	1		
7	33728-MFL-000	RUBBER, LICENSE LIGHT	1		
8	33729-MCZ-003	PACKING, LENS	1		
9	33731-MJO-940	COLLAR, REGULATOR MOUNTING ..	3		
10	33741-MCJ-600	REFLECTOR, REFLEX	1		
11	50290-MZ7-000	BAND, U-LOCK	1		
12	53125-174-670	PLUG, HANDLE UNDER COVER ..	1		
13	61304-HB3-003	NUT, SPECIAL, 6MM	2		
14	77251-GR1-000	BAG, SERVICE BOOK	1		
15	80100-MFL-000	BRACKET, LICENSE LIGHT	1		
16	80107-MFL-000	COVER, LICENSE LIGHT	1		
17	80115-MFL-000	STAY, R. LICENSE LIGHT	1		
18	80116-MFL-000	STAY, L. LICENSE LIGHT	1		
19	80126-GAG-750	RUBBER, SPACER	2		
20	90106-KBV-000	SCREW, PAN, 6X14	2		
21	90111-KW3-003	NUT, COWL SETTING, 5MM	2		
22	90312-MT3-000	NUT, CLIP, 5MM	2		
23	90525-428-900	WASHER, PLAIN, 6MM	4		
24	93500-05016-0G	SCREW, PAN, 5X16	2		
25	93901-24480	SCREW, TAPPING, 4X16	2		

3

F-27

TAILLIGHT

H 6



Ref. No.	Part No.	Description	Reqd. QTY CBR1000RR 8	Serial No.	Parts catalogue code
26	93903-24280	SCREW, TAPPING, 4X10	2		
27	94050-05000	NUT, FLANGE, 5MM	2		
28	94050-05070	NUT, FLANGE, 5MM	1		
29	94101-05000	WASHER, PLAIN, 5MM	2		
30	96600-06018-07	BOLT, SOCKET, 6X18	4		

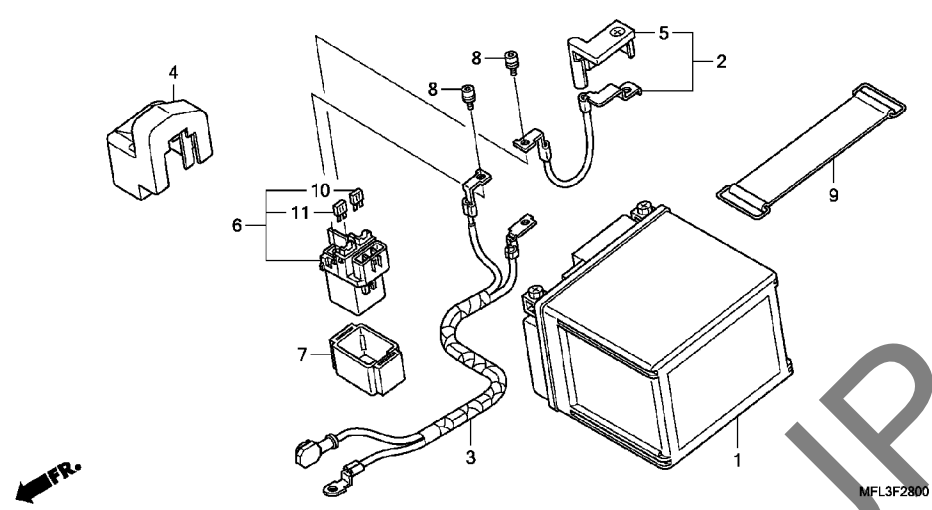
3

YUMBO.COM

F-28

BATTERY

H 7



Ref. No.	L.O.N.	(Relative ref. Number) Description	F.R.T.
1	610100	BATTERY	0.2
2	610105	CABLE, POSITIVE BATTERY	0.3
3	610110	CABLE, NEGATIVE BATTERY	0.6
6	615113	SWITCH, STARTER MAGNETIC	0.3

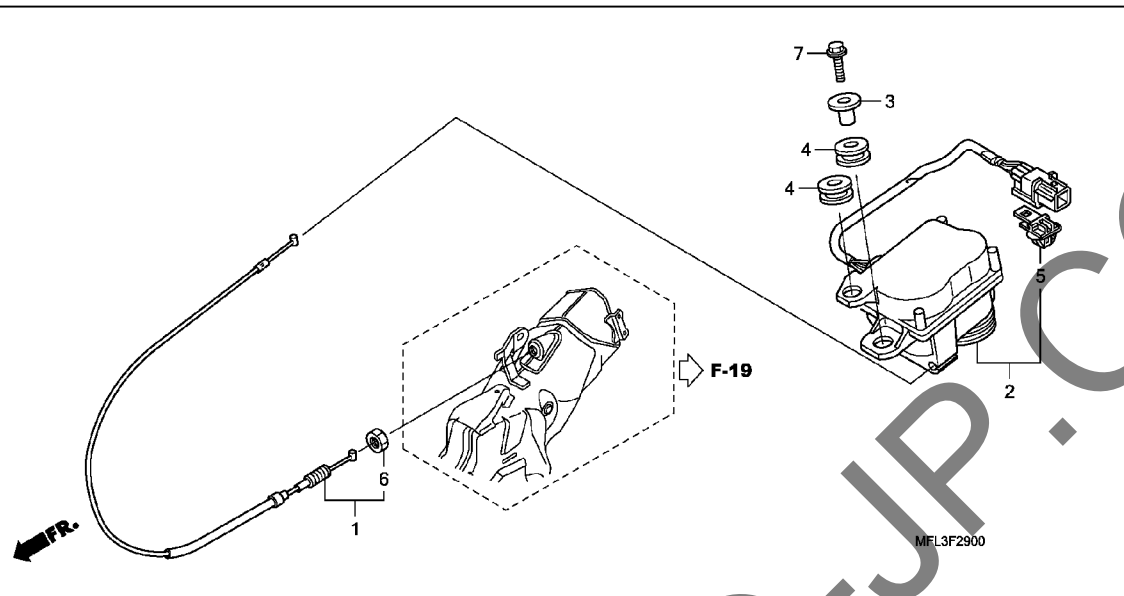
Ref. No.	Part No.	Description	Reqd. QTY CBR1000RR 8	Serial No.	Parts catalogue code
1	31500-KGB-901	BATTERY (YTZ7S) (GS YUASA) ...	1		
2	32401-MFL-000	CABLE, STARTER BATTERY	1		
3	32405-MFL-000	CABLE, STARTER & EARTH	1		
4	32406-MFL-003	COVER, STARTER MAGNETIC SWITCH	1		
5	32411-MFL-000	COVER, BATTERY TERMINAL	1		
6	35850-MFL-003	SWITCH ASSY., STARTER MAGNETIC	1		
7	35856-KAB-000	RUBBER, SHOCK	1		
8	90111-MR5-000	BOLT, SOCKET, 5X9	2		
9	95012-17001	BAND F, BATTERY	1		
10	98200-42000	FUSE, MINI (20A)	1		
11	98200-43000	FUSE, MINI (30A)	1		

3

F-29

SERVO MOTOR

H 8



Ref. No.	L.O.N.	(Relative ref. Number) Description	F.R.T.
1	8111D7	CABLE, EXHAUST VALVEINCLUDES: Exhaust gas control valve cable adjustment	0.9
2	313119	MOTOR, EXHAUST BUTTERFLY VALVE SERVO	0.4

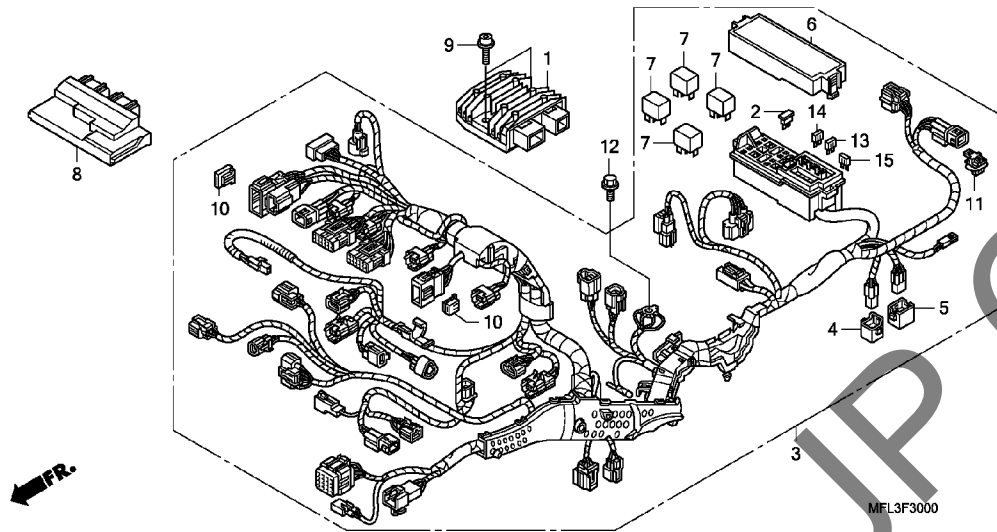
3

Ref. No.	Part No.	Description	Reqd. QTY CBR1000RR 8	Serial No.	Parts catalogue code
1	18910-MFL-000	CABLE COMP., EX. VALVE	1		
2	31420-MFL-003	MOTOR ASSY., SERVO	1		
3	50324-425-010	COLLAR, 6.3X13	1		
4	77205-KM4-000	GROMMET, SEAT SETTING	2		
5	91565-SOX-003	CLIP, COUPLER (DARK GREEN) ..	1		
6	94002-10490-0S	NUT, HEX., 10MM	1		
7	96001-06022-07	BOLT, FLANGE, 6X22	1		

F-30

WIRE HARNESS

H 9



Ref. No.	L.O.N.	(Relative ref. Number) Description	F.R.T.
1	6131B2	RECTIFIER, REGULATE	0.7
3	611100	HARNESS, WIRE	2.1
7	6111B6	RELAY, ENGINE STOP	0.2
	6111D9	RELAY, FAN CONTROL	0.2
	6111E0	RELAY, FUEL CUT-OFF	0.2
8	618135	ENGINE CONTROL MODULE(ECM) ...	0.5

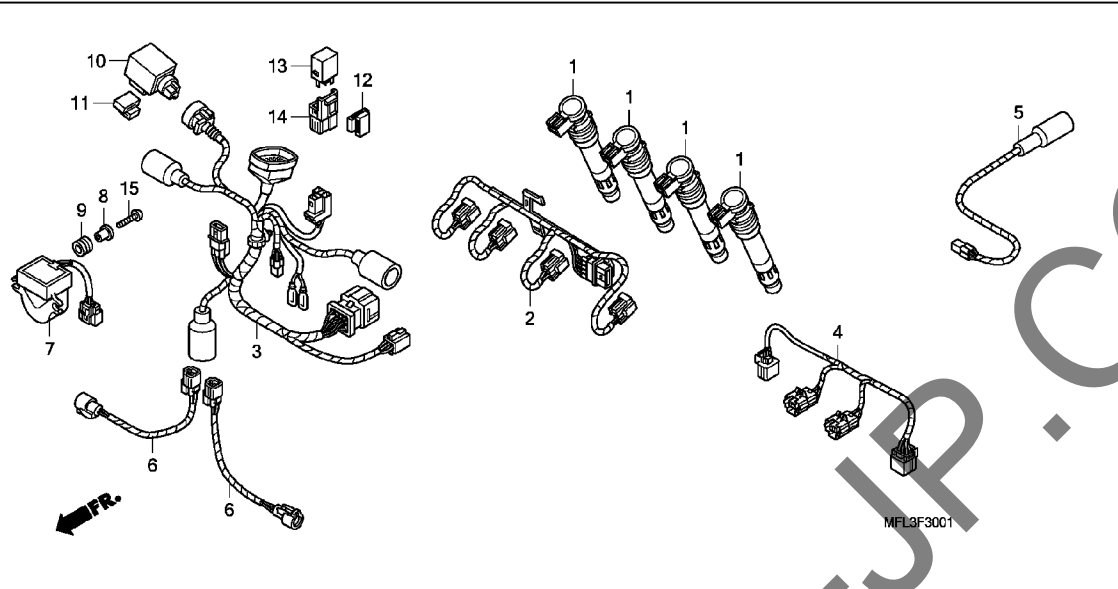
Ref. No.	Part No.	Description	Reqd. QTY CBR1000RR 8	Serial No.	Parts catalogue code
1	31600-KVZ-631	RECTIFIER COMP., REGULATOR ..	1		
2	31730-MAS-601	DIODE ASSY., THREE WAY (SUMITOMO)	1		
3	32100-MFL-641	HARNESS, WIRE	1		
4	32606-GEV-761	CAP, DUMMY (4P)(RED)	1		
5	32606-MEL-D01	CAP, DUMMY (6P)	1		
6	38252-MFJ-D01	COVER, UPPER	1		
7	38501-MEL-003	RELAY ASSY., POWER (MICRO ISO 4P)	4		
8	38770-MFL-622	PGM-FI UNIT	1	----- F	
	38770-MFL-644	PGM-FI UNIT	1	----- E,ED	
9	90091-MM5-640	BOLT, FLANGE SOCKET, 6X22	2		
10	91554-SM4-003	HOLDER, BRACKET (RED)	2		
11	91565-SOX-003	CLIP, COUPLER (DARK GREEN) ..	1		
12	96300-06012-00	BOLT, FLANGE, 6X12	1		
13	98200-41000	FUSE, MINI (10A)	5		
14	98200-42000	FUSE, MINI (20A)	4		
15	98200-43000	FUSE, MINI (30A)	1		

3

F-30-1

SUB HARNESS

H10



Ref. No.	L.O.N.	(Relative ref. Number) Description	F.R.T.
1	6141B8	COIL, DIRECT IGNITION	1.9
	6141C0	COIL, DIRECT IGNITION :FOR 1 VEHICLE	1.9
2	611145	SUB HARNESS, IGNITION	1.6
3	6111D7	SUB HARNESS, FRONT	1.3
4	6111E6	SUB HARNESS, THROTTLE BODY ...	1.0
5	6111F0	SUB HARNESS, REAR	1.4
6	611115	SUB-HARNESS, FAIRING	1.1
		.NOTE: Same time for two units	
7	617125	SENSOR, BANK ANGLE	1.3
10	6111C3	RELAY, WINKER	1.2
13	6111D8	RELAY, HEADLIGHT	1.2

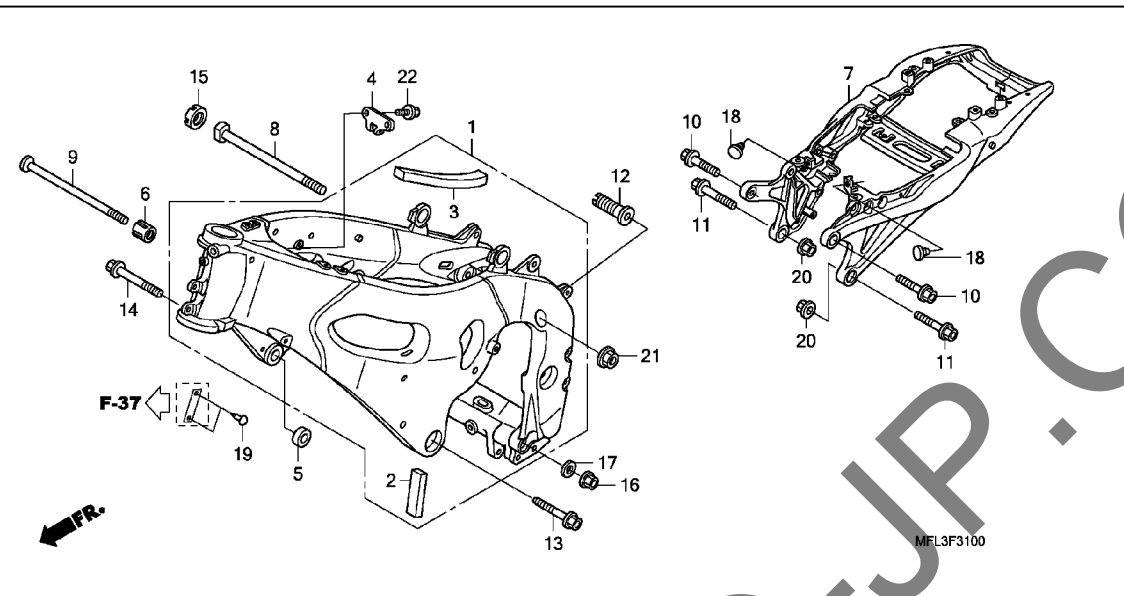
3

Ref. No.	Part No.	Description	Reqd. QTY CBR1000RR 8	Serial No.	Parts catalogue code
1	30700-MFL-003	CAP & COIL, IGNITION	4		
2	32102-MFL-000	SUB HARNESS, IGNITION	1		
3	32103-MFL-640	SUB HARNESS, FR.	1		
4	32104-MFL-000	SUB HARNESS, THROTTLE	1		
5	32108-MFL-000	SUB HARNESS, RR.	1		
6	32109-MFL-000	SUB HARNESS, INTAKE DUCT CONTROL	2		
7	35161-MFL-003	SENSOR COMP., BANK ANGLE	1		
8	35162-MFA-D01	COLLAR	2		
9	35163-MN5-003	GROMMET	2		
10	38301-MEW-921	RELAY COMP., WINKER (MITSUBA)	1		
11	38306-GE7-000	SUSPENSION, WINKER RELAY	1		
12	38306-MF5-770	SUSPENSION, WINKER RELAY	1		
13	38501-MCS-600	RELAY COMP., POWER (MICRO ISO 4P)	1		
14	38506-MBW-G91	HOLDER, RELAY	1		
15	93500-04025-0A	SCREW, PAN, 4X25	2		

F-31

FRAME BODY

H11



Ref. No.	L.O.N.	(Relative ref. Number) Description	F.R.T.
1	410100	BODY, FRAMEINCLUDES: Engine removal and installation	7.2
7	410157	SEAT RAIL	1.3

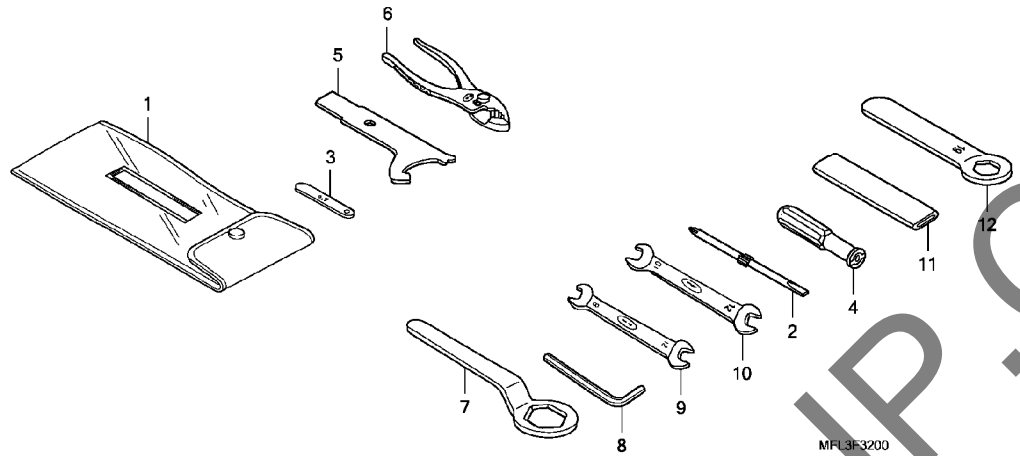
Ref. No.	Part No.	Description	Reqd. QTY CBR1000RR 8	Serial No.	Parts catalogue code
1	50010-MFL-000ZA	BODY SET, FRAME *NH461M*TEMPLE BLACK METALLIC	1		
2	50131-MFJ-D00	MAT, L. ENGINE HANGER	1		
3	50132-MFJ-J00	MAT A, PIVOT BRACKET	1		
4	50171-MFL-000	STAY, HEAT GUARD RUBBER	1		
5	50193-MFL-000	COLLAR A, ENGINE HANGER	1		
6	50194-MFL-000	COLLAR C, ENGINE HANGER	1		
7	50200-MFL-000ZA	RAIL ASSY., SEAT *NH461M*TEMPLE BLACK METALLIC	1		
8	90101-MFL-000	BOLT, SPECIAL, 12X261.5	1		
9	90102-MFL-000	BOLT, SPECIAL, 12X269.5	1		
10	90109-MFL-000	BOLT, FLANGE, 10X29	2		
11	90110-MFL-000	BOLT, FLANGE, 10X33.5	2		
12	90152-MFL-000	BOLT, ADJUSTING, 20X1.0X49.5	1		
13	90163-MFL-000	BOLT, FLANGE, 12X50	1		
14	90164-MFL-000	BOLT, FLANGE, 12X45	1		
15	90303-MFJ-D00	NUT, LOCK, 20MM(P=1.0)	1		
16	90371-MFL-000	NUT, FLANGE, 12MM	1		
17	90439-SB2-010	WASHER, SPECIAL, 24X12X2.3 ..	1		
18	90572-KV3-300	RUBBER, SEPARATOR MOUNTING ..	2		
19	90841-001-000	SCREW, RIVET, 1.8X5	2		
20	94050-10000	NUT, FLANGE, 10MM	2		
21	94050-12000	NUT, FLANGE, 12MM	1		
22	95701-06012-00	BOLT, FLANGE, 6X12	2		

3

F-32

TOOLS

H12



Ref. No. L.O.N. (Relative ref. Number) Description F.R.T.

NO INFORMATION

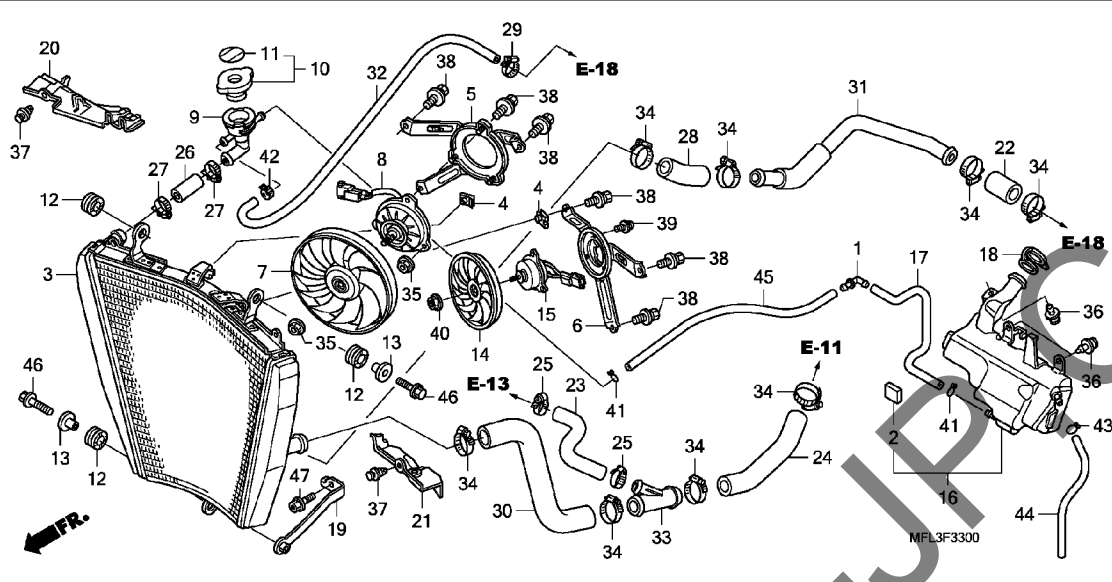
Ref. No.	Part No.	Description	Reqd. QTY CBR1000RR 8	Serial No.	Parts catalogue code
1	89101-300-010	BAG, TOOL	1		
2	89102-538-000	DRIVER, SCREW (NO.2 + -)	1		
3	89103-371-000	GAUGE, FEELER, 0.7MM	1		
4	89103-538-000	GRIP	1		
5	89202-KY1-700	SPANNER, PIN	1		
6	89210-GBJ-J00	PLIERS, 135 (RIKEN)	1		
	89210-GBJ-J10	PLIERS, 135 (KOWA)	1		
	99002-13500	PLIERS, 135	1		
7	89218-MAZ-000	WRENCH, EYE, 32	1		
8	89221-429-000	WRENCH, HEX., 5MM	1		
9	99001-08120	SPANNER, 8X12	1		
10	99001-10120	SPANNER, 10X12	1		
11	99006-12000	HANDLE, EYE WRENCH, 12MM	1		
12	99006-19000	WRENCH, EYE, 19MM	1		

3

F-33

RADIATOR

H13



Ref. No.	L.O.N.	(Relative ref. Number) Description	F.R.T.
3	1151C3	RADIATOR	1.3
5	1151A0	SHROUD, RADIATOR :RIGHT	0.9
	1151A5	SHROUD, RADIATOR :BOTH	1.1
6	115126	SHROUD, RADIATOR :LEFT	0.9
	1151A5	SHROUD, RADIATOR :BOTH	1.1
7	1151H3	FAN, COOLING :RIGHT	0.9
	1151H4	FAN, COOLING :BOTH	1.1
8	1151A9	MOTOR, FAN :RIGHT	1.0
	1151B0	MOTOR, FAN :BOTH	1.3
9	1151D4	NECK, FILLER	0.8
10	1151B8	CAP, RADIATOR	0.5
14	1151H2	FAN, COOLING :LEFT	0.9
	1151H4	FAN, COOLING :BOTH	1.1
15	1151A8	MOTOR, FAN :LEFT	1.0
	1151B0	MOTOR, FAN :BOTH	1.3
16	115110	TANK, RADIATOR RESERVE	1.6
17	1151E5	TUBE, RADIATOR RESERVE TANK ..	2.0
22	1141C8	HOSE, THERMOBODY	1.3
23	1131B0	HOSE, OIL COOLER WATER :OUTLET	1.1
	1131E5	HOSE, OIL COOLER WATER :BOTH ..	1.2
24	1151F5	HOSE A, RADIATOR	1.1
26	1151B9	HOSE, FILLER NECK	0.8
28	114130	HOSE A, WATER	1.1
30	1151A1	HOSE B, RADIATOR :LEFT	1.1
31	1141A2	PIPE, WATER :RIGHT	1.5

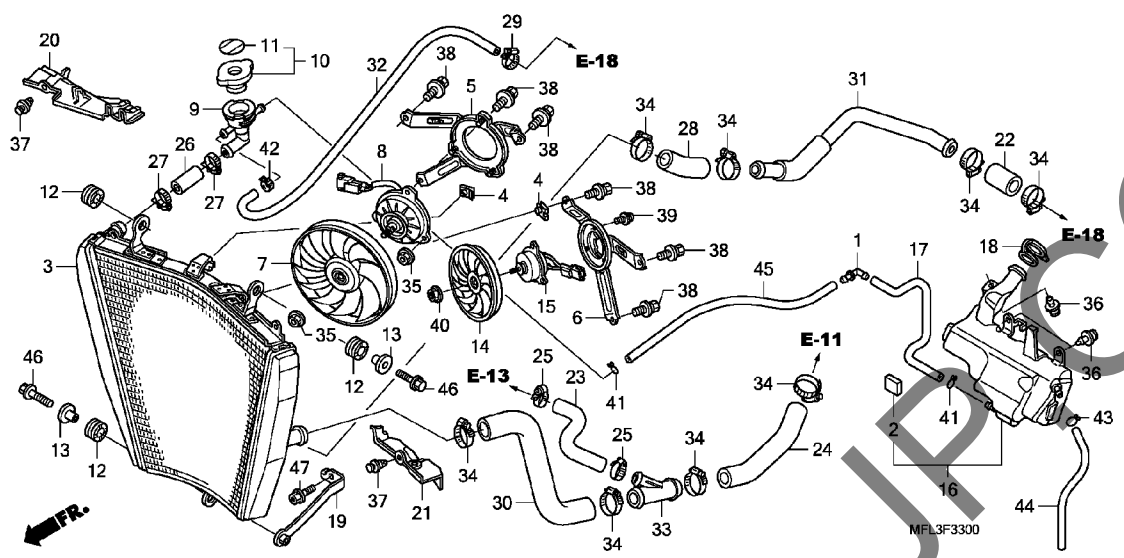
Ref. No.	Part No.	Description	Reqd. QTY CBR1000RR 8	Serial No.	Parts catalogue code
1	17357-GE1-670	JOINT A, BREATHER	1		
2	17525-GBC-300	RUBBER, FUEL TANK	2		
3	19010-MFL-003	RADIATOR COMP.	1		
4	19014-KEA-003	NUT, SETTING	2		
5	19015-MFL-003	SHROUD COMP., R.	1		
6	19016-MFL-003	SHROUD COMP., L.	1		
7	19020-MFA-D01	FAN COMP., COOLING	1		
8	19030-MFL-003	MOTOR ASSY., FAN	1		
9	19035-MFL-003	NECK, FILLER	1		
10	19037-GEE-710	CAP COMP., RADIATOR	1		
11	19046-PAA-A00	LABEL, RADIATOR CAP	1		
12	19051-KA3-830	RUBBER, RADIATOR MOUNTING ..	3		
13	19052-MAC-680	COLLAR, RADIATOR MOUNTING ..	2		
14	19070-MFL-003	FAN COMP., COOLING	1		
15	19080-MFL-003	MOTOR ASSY., FAN	1		
16	19101-MFL-000	TANK, RADIATOR RESERVE	1		
17	19106-MFL-000	TUBE, RESERVE TANK	1		
18	19109-KPC-640	CAP, RESERVE TANK	1		
19	19113-MFL-000	STAY, RADIATOR LOWER	1		
20	19128-MFL-000	GUARD, R. RADIATOR	1		
21	19129-MFL-000	GUARD, L. RADIATOR	1		
22	19502-MFJ-D00	HOSE, R. RADIATOR UPPER	1		
23	19502-MFL-000	HOSE, OIL COOLER	1		
24	19503-MFL-000	HOSE A, RADIATOR	1		
25	19504-KY1-003	CLAMP, WATER HOSE, 25MM	2		

3

F-33

RADIATOR

H14



Ref. No.	L.O.N.	(Relative ref. Number) Description	F.R.T.
32	1151L5	TUBE, WATER BREATHER	1.4
33	1151F0	JOINT, 3WAY HOSE :UPPER	1.1
45	1151D6	TUBE, RADIATOR RESERVE	1.1

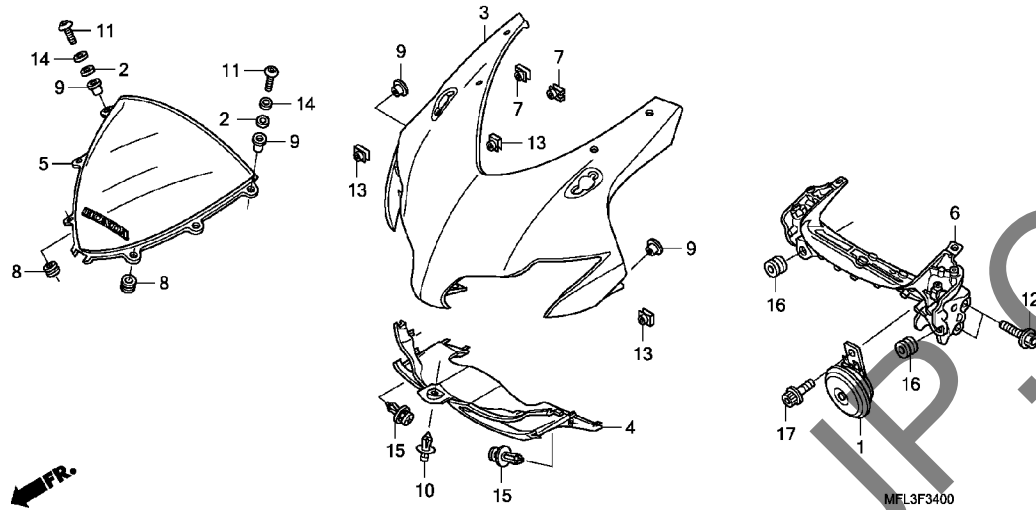
3

Ref. No.	Part No.	Description	Reqd. QTY CBR1000RR 8	Serial No.	Parts catalogue code
26	19504-MFL-000	HOSE, FILLER NECK	1		
27	19505-KS6-700	CLAMP A, WATER HOSE	2		
28	19505-MFL-000	HOSE A, WATER	1		
29	19507-MAT-000	CLAMP, RADIATOR HOSE	1		
30	19508-MFL-000	HOSE B, L. RADIATOR	1		
31	19509-MFL-000	PIPE, WATER	1		
32	19511-MFL-000	TUBE, WATER	1		
33	19514-MFJ-D00	JOINT, HOSE THREE-WAY	1		
34	19516-GAG-003	CLAMP, HOSE, 30-37MM	8		
35	90315-MK3-003	NUT, SERRATE, 5MM	4		
36	90683-GR1-003	CLIP, BODY COVER	3		
37	91549-MW0-790ZA	CLIP, PANEL FIXING *NH1*	2	BLACK	
38	93401-06012-08	BOLT-WASHER, 6X12	6		
39	93891-04006-07	SCREW-WASHER, 4X6	3		
40	94001-03000-0S	NUT, HEX., 3MM	1		
41	95002-02100	CLIP, TUBE (B10)	2		
42	95002-41250-08	CLAMP, TUBE (D12.5)	1		
43	95002-50000	CLIP, TUBE (C9)	1		
44	95005-50510-30	TUBE, 5X510(95005-50001-30M)	1		
45	95005-55550-20	TUBE, 5.3X550(95005-55001-20M)	1		
46	96001-06025-00	BOLT, FLANGE, 6X25	2		
47	96300-06016-00	BOLT, FLANGE, 6X16	1		

F-34

UPPER COWL

H15



Ref. No.	L.O.N.	(Relative ref. Number) Description	F.R.T.
1	616169	HORN(S)	1.1
3	4111B4	COWL, UPPER	1.3
4	4111N3	SPOILER, FRONT	0.1
5	411115	WINDSCREEN SET	0.3
6	411105	STAY, FRONT COVER	1.2

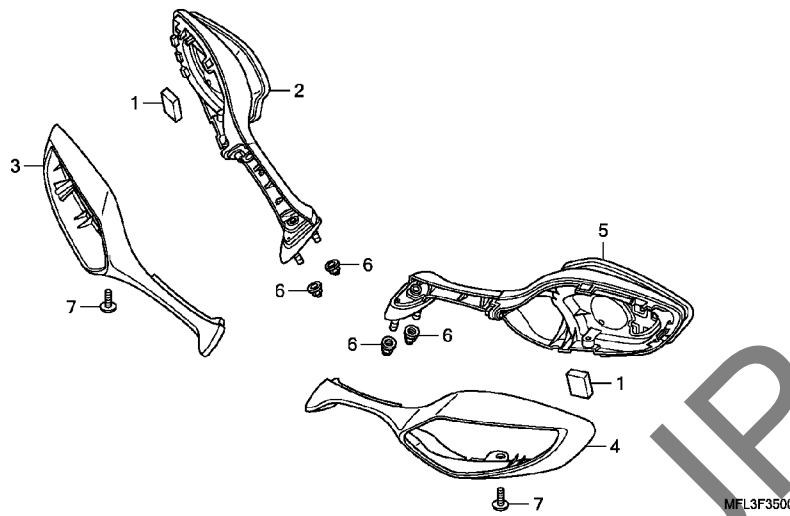
Ref. No.	Part No.	Description	Reqd. QTY CBR1000RR 8	Serial No.	Parts catalogue code
1	38110-MFL-000	HORN COMP. (HIGH)	1		
2	64205-166-610	WASHER, SCREEN SETTING	4		
3	64211-MFL-000ZA	COWL COMP., UPPER			
	NHB01GRAPHITE BLACK	1		
	64211-MFL-000ZB	*R101CU*.....CANDY GLORY RED-U	1		
	64211-MFL-000ZC	*R258*.....WINNING RED	1		
4	64220-MFL-000	COVER, AIR INTAKE	1		
5	64250-MFL-000ZA	WINDSCREEN SET *TYPE1*(WL)	1		
6	64501-MFL-000	STAY A, UPPER COWL	1		
7	64521-MN5-000	NUT, CLIP, 4MM	2		
8	64535-MCJ-000	RUBBER, LOWER COWL	2		
9	90111-KW3-003	NUT, COWL SETTING, 5MM	6		
10	90116-MCS-600	RIVET, PUSH	1		
11	90118-MBB-000	BOLT, SPECIAL, 5X16	4		
12	90120-MEE-000	BOLT, FLANGE, 8X28	2		
13	90312-MT3-000	NUT, CLIP, 5MM	4		
14	90504-964-000	WASHER, THRUST, 5MM	4		
15	90683-GR1-003	CLIP, BODY COVER	2		
16	90852-898-000	RUBBER, CONTROL BOX	2		
17	92101-08014-0G	BOLT, HEX., 8X14	1		

3

F-35

BACK MIRROR

H16



Ref. No.	L.O.N.	(Relative ref. Number) Description	F.R.T.
2	4131L0	MIRROR, BACK :RIGHT	0.4
	4131S3	MIRROR, BACK :BOTH	0.6
3	4131L2	COVER, MIRROR :RIGHT	0.1
	4131S4	COVER, MIRROR :BOTH	0.2
4	4131L1	COVER, MIRROR :LEFT	0.1
	4131S4	COVER, MIRROR :BOTH	0.2
5	4131K9	MIRROR, BACK :LEFT	0.4
	4131S3	MIRROR, BACK :BOTH	0.6

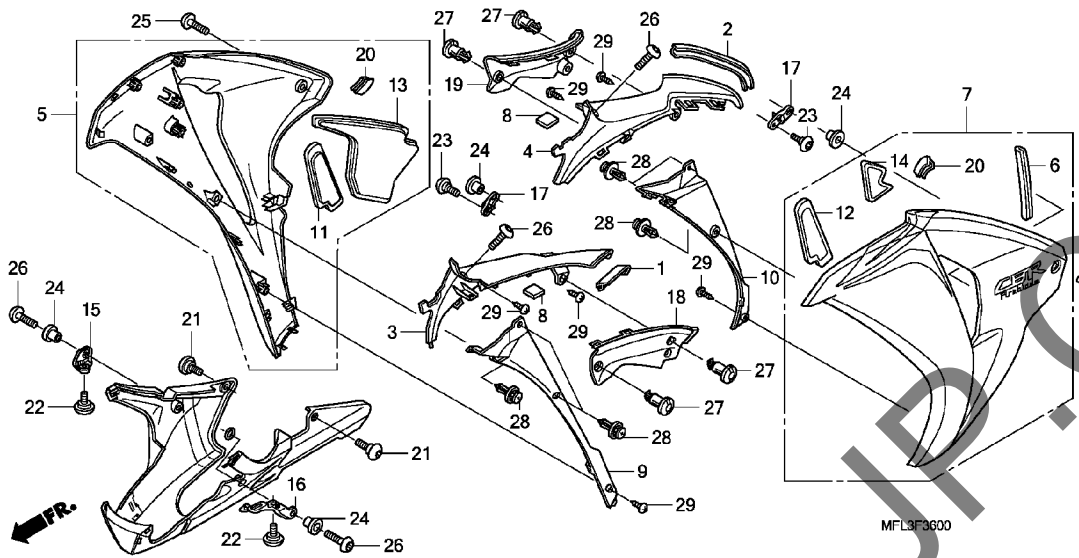
3

Ref. No.	Part No.	Description	Reqd. QTY CBR1000RR 8	Serial No.	Parts catalogue code
1	11359-KSV-J10	MAT, L. FR. COVER	2		
		(BOTH SIDES)			
2	88110-MFL-003	MIRROR ASSY., R. BACK	1		
3	88113-MFL-003	COVER, R. BACK MIRROR	1		
4	88118-MFL-003	COVER, L. BACK MIRROR	1		
5	88120-MFL-003	MIRROR ASSY., L. BACK	1		
6	90202-GCC-C50	NUT, CAP, 6MM	4		
7	93913-25380	SCREW, TAPPING, 5X14(P0)	2		

F-36

MIDDLE COWL

I 1



Ref. No.	L.O.N.	(Relative ref. Number) Description	F.R.T.
5	(3)		
4111D4		COWL, MIDDLE :RIGHT	0.7
4111D5		COWL, MIDDLE :BOTH	1.0
7	(4)		
4111D3		COWL, MIDDLE :LEFT	0.7
4111D5		COWL, MIDDLE :BOTH	1.0
9		COWL, INNER MIDDLE :RIGHT	0.3
4111H0		COWL, INNER MIDDLE :BOTH	0.5
10		COWL, INNER MIDDLE :LEFT	0.3
4111H0		COWL, INNER MIDDLE :BOTH	0.5
18		COWL, INNER :RIGHT	0.1
4111E0		COWL, INNER :BOTH	0.2
19		COWL, INNER :LEFT	0.1
4111E0		COWL, INNER :BOTH	0.2

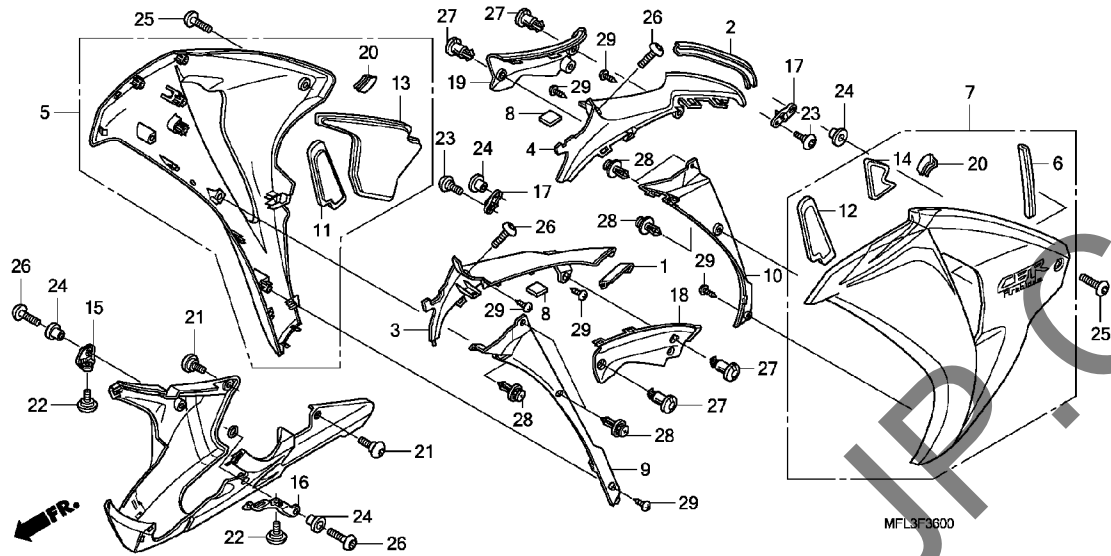
Ref. No.	Part No.	Description	Reqd. QTY CBR1000RR 8	Serial No.	Parts catalogue code
1	64121-MFL-000	RUBBER, R. DUCT COVER SEAL ..	1		
2	64123-MFL-000	RUBBER, L. DUCT COVER SEAL ..	1		
3	64230-MFL-000	COVER, R. AIR DUCT	1		
4	64240-MFL-000	COVER, L. AIR DUCT	1		
5	64300-MFL-000ZA	COWL SET, R. MIDDLE *TYPE1*	1		
	64300-MFL-000ZF	COWL SET, R. MIDDLE *TYPE2*	(WL) 1		
	64300-MFL-000ZG	COWL SET, R. MIDDLE *TYPE3*	(WL) 1		
	64300-MFL-000ZJ	COWL SET, R. MIDDLE *TYPE4	1*(WL) 1		
6	64311-MFL-300	PROTECTOR, RUBBER	1		
7	64350-MFL-000ZA	COWL SET, L. MIDDLE *TYPE1*	(WL) 1		
	64350-MFL-000ZF	COWL SET, L. MIDDLE *TYPE2*	(WL) 1		
	64350-MFL-000ZG	COWL SET, L. MIDDLE *TYPE3*	(WL) 1		
	64350-MFL-000ZJ	COWL SET, L. MIDDLE *TYPE4	1*(WL) 1		
8	64352-MFL-000	MAT, DUCT COVER	2		
9	64370-MFL-000	COWL, R. INNER MIDDLE	1		
10	64375-MFL-000	COWL, L. INNER MIDDLE	1		
11	64390-MFL-000	MAT A, R. MIDDLE COWL	1		
12	64391-MFL-000	MAT A, L. MIDDLE COWL	1		
13	64392-MFL-000	MAT B, R. MIDDLE COWL	1		

3

F-36

MIDDLE COWL

I 2



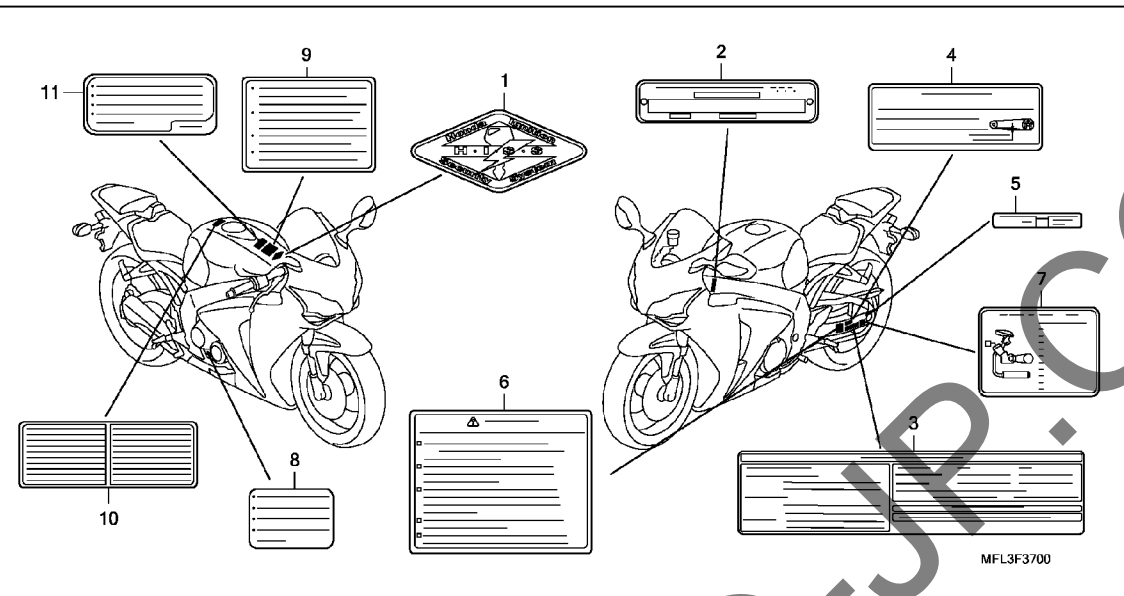
Ref. No.	Part No.	Description	Reqd. QTY CBR1000RR 8	Serial No.	Parts catalogue code
14	64393-MFL-000	MAT B, L. MIDDLE COWL	1		
15	64541-MFL-000	STAY, R. UNDER COWL	1		
16	64542-MFL-000	STAY, L. UNDER COWL	1		
17	64543-MFL-000	STAY, MIDDLE COWL	2		
18	64580-MFL-000	COVER, R. INNER UPPER	1		
19	64590-MFL-000	COVER, L. INNER UPPER	1		
20	77212-MFJ-000	PROTECTOR, RUBBER	2		
21	90106-KBV-000	SCREW, PAN, 6X14	2		
22	90106-KCZ-000	SCREW, SPECIAL, 6MM	2		
23	90106-MBL-610	SCREW, SPECIAL, 6MM	2		
24	90111-KW3-003	NUT, COWL SETTING, 5MM	4		
25	90113-MCJ-000	SCREW, PAN, 5X15	2		
26	90115-MEL-000	SCREW, PAN, 5X15	4		
27	90683-GAZ-003	CLIP, TRIM	6		
28	90683-GR1-003	CLIP, BODY COVER	6		
29	93903-24280	SCREW, TAPPING, 4X10	6		

3

F-37

CAUTION LABEL

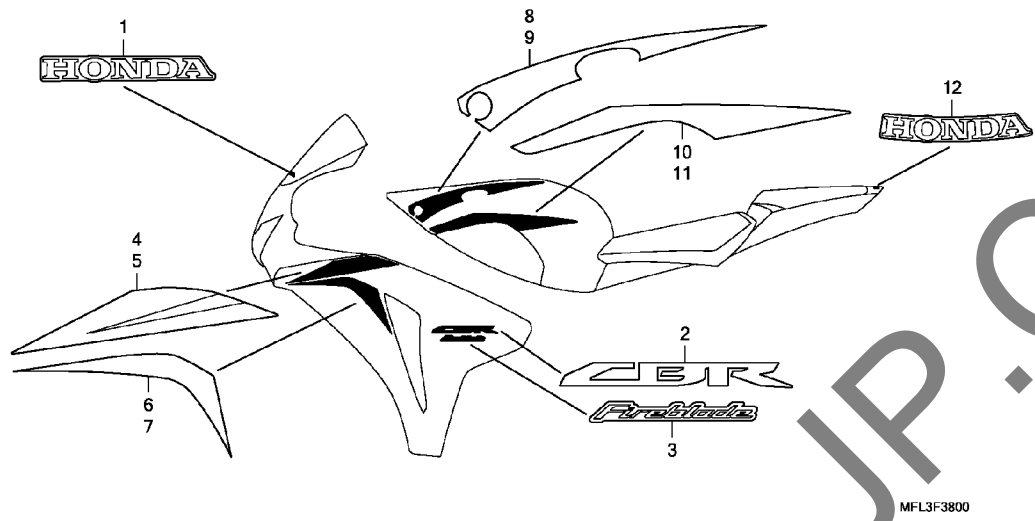
I 3



Ref. No.	L.O.N.	(Relative ref. Number) Description	F.R.T.
NO INFORMATION			

Ref. No.	Part No.	Description	Reqd. QTY CBR1000RR 8	Serial No.	Parts catalogue code
1	17528-MAT-D70	MARK, HISS	1		
2	87501-KSV-P00	PLATE, REGISTERED NUMBER	1		
3	87505-MFL-620	LABEL, TIRE (FRENCH)	1	----- F	
	87505-MFL-640	LABEL, TIRE	1	----- E,ED	
4	87507-MCW-D20	LABEL, DRIVE CHAIN	1	----- E,ED	
	87507-MCW-F20	LABEL, DRIVE CHAIN (FRENCH)	1	----- F	
5	87508-MEL-620	LABEL, CHAIN ADJUSTER (FRENCH)	1	----- F	
	87508-MEL-640	LABEL, CHAIN ADJUSTER	1	----- E,ED	
6	87512-MFL-620	LABEL, ACCESSORIES & LOADING (FRENCH)	1	----- F	
	87512-MFL-640	LABEL, ACCESSORIES & LOADING	1	----- E,ED	
7	87520-MFL-620	LABEL, TAMPER PROOF	1	----- F	
8	87541-MFL-000	LABEL, OIL CAPACITY	1		
9	87560-MZO-611	LABEL, DRIVE (ENGLISH/FRENCH/GERMANY)	1		
10	87560-MZ1-620	LABEL, FRENCH TRANSLATION (FRENCH)	1	----- F	
11	87586-MEL-670	LABEL, FUEL CAUTION	1		

3

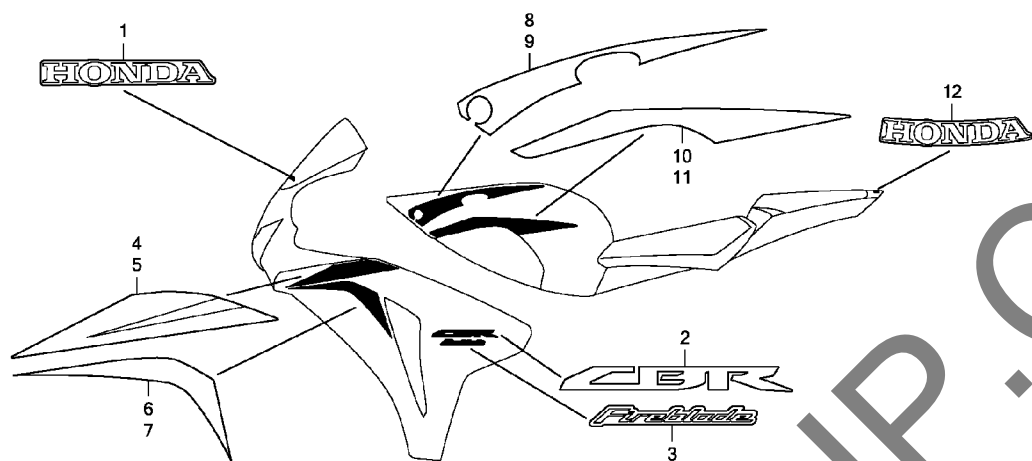


Ref. No. L.O.N. (Relative ref. Number) Description F.R.T.

NO INFORMATION

Ref. No.	Part No.	Description	Reqd. QTY CBR1000RR 8	Serial No.	Parts catalogue code
1	64806-MFL-000ZA	MARK, WINDSCREEN *TYPE1* (HONDA)	1		
2	64811-MFL-000ZA	MARK *TYPE1*(CBR)	2		
3	64812-MFL-000ZA	MARK *TYPE1*(FIREBLADE)	2		
	64812-MFL-000ZB	MARK *TYPE2*(FIREBLADE)	2		
	64812-MFL-000ZC	MARK *TYPE3*(FIREBLADE)	2		
4	64816-MFL-000ZA	STRIPE A, R. MIDDLE COWL *TYPE1*	1		
	64816-MFL-000ZB	STRIPE A, R. MIDDLE COWL *TYPE2*	1		
5	64817-MFL-000ZA	STRIPE A, L. MIDDLE COWL *TYPE1*	1		
	64817-MFL-000ZB	STRIPE A, L. MIDDLE COWL *TYPE2*	1		
6	64818-MFL-000ZA	STRIPE B, R. MIDDLE COWL *TYPE1*	1		
	64818-MFL-000ZB	STRIPE B, R. MIDDLE COWL *TYPE2*	1		
7	64819-MFL-000ZA	STRIPE B, L. MIDDLE COWL *TYPE1*	1		
	64819-MFL-000ZB	STRIPE B, L. MIDDLE COWL *TYPE2*	1		
8	64820-MFL-000ZA	STRIPE A, R. TOP SHELTER *TYPE1*	1		
9	64821-MFL-000ZA	STRIPE A, L. TOP SHELTER *TYPE1*	1		
10	64822-MFL-000ZA	STRIPE B, R. TOP SHELTER *TYPE1*	1		

3



MFL3F3800

Ref. No.	Part No.	Description	Reqd. QTY CBR1000RR 8	Serial No.	Parts catalogue code
----------	----------	-------------	-----------------------------	------------	----------------------

11	64823-MFL-000ZA	STRIPE B, L. TOP SHELTER			
		TYPE1	1		
12	64841-MFL-000ZA	MARK, RR. SEAT COWL			
		TYPE1	1		
		(HONDA)	1		
	64841-MFL-000ZB	MARK, RR. SEAT COWL			
		TYPE2	1		
		(HONDA)	1		
	64841-MFL-000ZC	MARK, RR. SEAT COWL			
		TYPE3	1		
		(HONDA)	1		

3

PART NO. INDEX

J 1

Part Number	Address	Page	Ref.	Part Number	Address	Page	Ref.	Part Number	Address	Page	Ref.	Part Number	Address	Page	Ref.
06000				13315-MFL-003	E5	46	8	14922-KT7-013	D5	30	18	15351-MFJ-D00	E3	44	8
				13316-MFL-003	E5	46	8	14923-KT7-013	D5	30	18	15410-MFJ-D01	E1	42	9
06405-MFL-P00	G16	86	1	13317-MFL-003	E5	46	8	14924-KT7-013	D5	30	18	15433-MFJ-D01	E1	42	10
06405-MFL-P10	G16	86	1	13318-MFL-003	E5	46	8	14925-KT7-013	D5	30	18	15611-KA4-710	D9	34	3
06406-MFL-600	G16	86	2	13421-MFL-000	E5	46	9	14926-KT7-013	D5	30	18	15650-MFL-000	D9	34	4
06410-MEL-D20	G1	71	1	13430-MFL-000	E5	46	10	14927-KT7-013	D5	30	18	15700-MFL-003	E1	42	11
06435-MEL-D22	F16	70	1	13435-MFL-000	E5	46	11	14928-KT7-013	D5	30	18	16000			
06451-166-405	F16	70	2	13436-MM5-000	E5	46	12	14929-KT7-013	D5	30	18	16081-MFL-003	E11	52	1
06451-MEL-003	F11	65	1	13440-MFL-000	E5	46	13	14930-KT7-013	D5	30	18	16167-MFL-003	E11	52	2
06452-MEL-003	F11	65	2					14931-KT7-013	D5	30	18	16169-MFL-003	E11	52	3
06455-MEL-D22	F11	65	3	14000				14932-KT7-013	D5	30	18	16210-MFL-000	D2	27	4
								14933-KT7-013	D5	30	18	16215-MV4-000	G8	78	1
11000				14110-MFL-000	D4	29	3	14934-KT7-013	D5	30	18	16218-MFL-000	D2	27	5
11000-MFL-000	E3	44	1	14210-MFL-000	D4	29	4	14935-KT7-013	D5	30	18	16222-MV4-300	D2	27	6
11206-MFL-000	E3	44	2	14312-MFL-000	E5	46	14	14936-KT7-013	D5	30	18	16400-MFL-003	E11	52	4
11207-MFL-000	E3	44	3	14321-MFL-000	D7	32	1	14937-KT7-013	D5	30	18	16401-MFL-003	E11	52	5
11210-MFL-000	E1	42	1	14401-MFL-003	D7	32	2	14938-KT7-013	D5	30	18	16430-MFJ-D01	E11	52	6
11321-MFL-000	D13	38	1	14405-MFL-000	D4	29	5	14939-KT7-013	D6	31	18	16431-MFJ-D01	E11	52	7
11322-MFL-000	D14	39	1	14510-MFL-010	D7	32	3	14940-KT7-013	D6	31	18	16432-MFJ-D01	E11	52	8
11330-MFL-000	D9	34	1	14520-MFL-003	D7	32	4	14941-KT7-013	D6	31	18	16433-MEN-921	E11	52	9
11332-MFL-000	D9	34	2	14525-MFA-D01	D7	32	5	14942-KT7-013	D6	31	18	16434-MFJ-D01	E11	52	10
11350-MFL-000	D15	40	1	14530-MFL-000	D7	32	6	14943-KT7-013	D6	31	18	16435-MFJ-D01	E11	52	11
11353-KSV-J10	G6	76	1	14546-MCJ-000	D7	32	7	14944-KT7-013	D6	31	18	16437-HN8-A61	E11	52	12
11355-MFL-000	D15	40	2	14620-MFL-003	D7	32	8	14945-KT7-013	D6	31	18	16438-MEW-921	E11	52	13
11359-KSV-J10	H16	102	1	14623-MV1-000	E9	50	1	14946-KT7-013	D6	31	18	16440-MFL-003	E11	52	14
				14626-MCJ-000	D7	32	9	14947-KT7-013	D6	31	18	16441-MFL-003	E11	52	15
				14711-MFL-000	D4	29	6	14948-KT7-013	D6	31	18	16450-MFL-003	E11	52	16
12000				14721-MFL-000	D4	29	7	14949-KT7-013	D6	31	18	16451-MFL-000	E13	54	1
12010-MFL-000	D2	27	1	14731-MCJ-000	D4	29	8	14950-KT7-013	D6	31	18	16460-MFL-003	E13	54	2
12100-MFL-000	D8	33	1	14751-MFL-003	D4	29	9	14951-KT7-013	D6	31	18	16472-MCWX-000	E11	52	17
12191-MFL-003	D8	33	2	14752-MFL-003	D4	29	10	14952-KT7-013	D6	31	18	16472-MFJ-D00	E13	54	3
12204-MBW-305	D2	27	23	14761-MFL-003	D4	29	11	14953-KT7-013	D6	31	18	16501-MFL-000	E13	54	4
12204-MFL-305	D2	27	24	14771-MBW-000	D4	29	12	14954-KT7-013	D6	31	18	16527-MFL-003	E13	54	5
12208-PR3-000	E3	44	4	14771-MFL-000	D4	29	13	14955-KT7-013	D6	31	18	16610-MFL-003	E11	52	17
12209-KT7-013	D4	29	1	14775-MBW-000	D4	29	14	14956-KT7-013	D6	31	18	16620-MFL-003	E11	52	18
12209-MZ5-003	D4	29	2	14775-MCJ-000	D4	29	15	14957-KT7-013	D6	31	18	16630-MFJ-D00	E13	54	6
12251-MFL-003	D2	27	2	14781-MLO-720	D4	29	16	14958-KT7-013	D6	31	18	16640-MFL-000	E13	54	7
12310-MFL-000	D1	26	1	14781-MV9-671	D4	29	17	14959-KT7-013	D6	31	18	16650-MFL-003	E11	52	19
12331-MFL-000	D1	26	2	14901-KT7-013	D4	29	18	14960-KT7-013	D6	31	18	16700-MFL-003	G4	74	1
12341-MAT-750	D1	26	3	14902-KT7-013	D4	29	18	14961-KT7-013	D6	31	18	16719-MFJ-D00	E13	54	8
12391-MFL-000	D1	26	4	14903-KT7-013	D4	29	18	14962-KT7-013	D6	31	18		G4	74	2
12395-MBW-003	D2	27	3	14904-KT7-013	D4	29	18	14963-KT7-013	D6	31	18	17000			
				14905-KT7-013	D4	29	18	14964-KT7-013	D6	31	18	17201-MCJ-003	E11	52	20
				14906-KT7-013	D4	29	18	14965-KT7-013	D6	31	18	17201-MG9-000	G8	78	2
13000				14907-KT7-013	D4	29	18				17215-MFL-000	G7	77	1	
13031-MFL-000	E6	47	23	14908-KT7-013	D4	29	18	15000			17215-MFL-000	G7	77	2	
13101-MFL-000	E5	46	1	14909-KT7-013	D4	29	18	15010-MCE-H51	E2	43	25	17215-MFL-000	G7	77	3
13111-MFL-010	E5	46	2	14910-KT7-013	D5	30	18	15100-MFL-000	E1	42	2	17215-MFL-000	G7	77	4
13112-MEL-000	E5	46	3	14911-KT7-013	D5	30	18	15131-MEL-003	D10	35	1	17220-MFL-000	G7	77	2
13210-MFL-000	E5	46	4	14912-KT7-013	D5	30	18	15134-MEL-000	E1	42	3	17225-MFL-000	G7	77	4
13213-MFL-003	E5	46	5	14913-KT7-013	D5	30	18	15141-MFL-003	E1	42	4	17227-MEE-000	G7	77	5
13214-MFL-003	E5	46	6	14914-KT7-013	D5	30	18	15146-MFL-000	E1	42	5	17230-MFL-000	G7	77	6
13215-MFL-003	E5	46	6	14915-KT7-013	D5	30	18	15150-MFL-000	E1	42	6	17238-MFL-000	G8	78	3
13216-MFL-003	E5	46	6	14916-KT7-013	D5	30	18	15154-MAT-000	E1	42	7	17239-MFL-000	G7	77	7
13217-MFL-003	E5	46	6	14917-KT7-013	D5	30	18	15310-MFL-000	E1	42	8	17240-MFL-000	G7	77	8
13218-MFL-003	E5	46	6	14918-KT7-013	D5	30	18	15330-MFL-000	E3	44	5	17255-MFL-000	G7	77	9
13310-MFL-000	E5	46	7	14919-KT7-013	D5	30	18	15340-MFL-000	E3	44	6				
13314-MFL-003	E5	46	8	14920-KT7-013	D5	30	18	15350-MFL-000	E3	44	7				
				14921-KT7-013	D5	30	18								
												17265-MFL-000	G7	77	10
												17357-GE1-670	H13	99	1
												17366-MJO-000	G7	77	11
													G10	80	1
												17461-MFL-000	G10	80	2
												17462-MFL-000	G10	80	3
												17500-MFL-000	G4	74	3
												17506-GCS-300	G4	74	4
												17515-MEG-300	G4	74	5
												17525-GBC-300	H13	99	2
												17526-MFL-003	G4	74	6
												17528-MAT-D70	I3	105	1
												17533-MFL-000	G4	74	7
												17534-MFL-000	G4	74	8
												17535-MFL-000	G4	74	9
												17537-MFL-000	G4	74	10
												17543-MEE-000	G4	74	11
												17545-MFL-000	G4	74	12
												17551-MFL-000	G7	77	12
												17555-MFL-000	G4	74	13
												17556-MFL-000	G4	74	14
												17558-MEE-940	G4	74	15
												17559-MFL-000	G4	74	16
												17560-MFL-000	G4	74	17
												17561-MFL-000	G4	74	18

PART NO. INDEX

J 3

Part Number	Address	Page	Ref.	Part Number	Address	Page	Ref.	Part Number	Address	Page	Ref.	Part Number	Address	Page	Ref.
42704-MER-D00	F13	67	1	45111-MAJ-G41	F16	70	12	50603-MFL-000	G13	83	5	53105-KV3-000	F6	60	9
	G1	71	10	45111-MEL-013	F11	65	6	50607-MFL-000	F14	68	23	53105-MEE-940	F6	60	10
42705-MER-D00	F13	67	1	45112-MEL-003	F11	65	7	50608-MFL-000	F15	69	24	53107-MJO-000	F6	60	11
	G1	71	10	45117-MFL-003	F11	65	8	50610-MFL-000	G13	83	6	53108-MJO-000	F6	60	12
42706-MER-D00	F13	67	1	45120-MFL-003	F13	67	9	50617-MCJ-750	G13	83	7	53109-MM5-000	F6	60	13
	G1	71	10	45125-MFL-013	F4	58	7	50618-KE8-000	F15	69	25	53125-174-670	H5	91	12
42711-MFL-003	G1	71	11	45132-166-016	F16	70	13	50639-MLO-010	G13	83	8	53140-MCF-000	F3	57	7
42711-MFL-004	G1	71	11	45133-MA3-006	F16	70	14	50644-MCJ-750	G13	83	9	53150-MFL-000	F6	60	14
42753-ML7-003	F13	67	2	45150-MFL-003	F11	65	9	50660-MEL-000	G13	83	10	53166-MY9-890	F3	57	8
	G1	71	12	45158-MFL-000	F4	58	8	50665-MEL-000	G13	83	11	53167-MV4-000	F3	57	9
42753-ML7-004	F13	67	2	45159-MFL-000	F4	58	9	50700-MFL-000	G13	83	12	53168-MV4-000	F3	57	10
	G1	71	12	45215-MEL-013	F11	65	10	50707-MFL-000	G13	83	13	53170-MFL-006	F5	59	26
				45220-MFL-003	F13	67	10	50718-MEE-D00	G13	83	14	53182-MCJ-750	F3	57	11
43000				45250-MFL-003	F11	65	11	50720-MEL-D00	G13	83	15	53183-MCJ-750	F3	57	12
				45503-KV3-006	F4	58	10	50730-MEL-D00	G13	83	16	53190-MCJ-750	F3	57	13
43107-MEL-D21	F16	70	3	45504-MCF-006	F4	58	11	50750-MFL-000	G13	83	17	53191-MFL-000	F6	60	15
43108-MEL-D21	F16	70	4	45505-KV3-006	F4	58	12	50760-MFL-000	G13	83	18	53192-MFL-000	F6	60	16
43112-MEL-D21	F16	70	5	45510-MFL-006	F4	58	13					53195-MCJ-750	F3	57	14
43131-KW3-006	F16	70	6	45511-MEL-D21	F4	58	14	51000				53214-MR7-003	F8	62	1
43150-MEL-D31	F16	70	7	45512-MEL-006	F4	58	15					53219-MFL-000	F8	62	2
43190-MEL-D31	F16	70	8	45513-MEL-D21	F4	58	16	51400-MFL-003	F10	64	1	53220-MFL-000	F8	62	3
43215-KZ4-J41	F16	70	9	45517-MFL-006	F4	58	17	51401-MFL-003	F10	64	2	53232-MFL-010	F6	60	17
43251-MEE-000	G1	71	13	45520-300-000	F4	58	18	51403-MFJ-D01	F10	64	3	53300-MFL-000	F6	60	18
43310-MFL-003	F14	68	4	45521-MJ6-006	F4	58	19	51406-MW4-003	F10	64	4	53700-MFL-013	F7	61	1
43352-568-003	F4	58	2	45525-MEL-016	F4	58	20	51410-MFL-003	F10	64	5	53706-MFL-003	F7	61	2
	F16	70	10	45530-MEL-006	F4	58	21	51412-MEL-003	F10	64	6	53707-MFL-010	F7	61	3
43353-461-771	F4	58	3	45535-MR8-901	F4	58	22	51414-MFL-003	F10	64	7	53708-MFL-010	F7	61	4
	F16	70	11		F14	68	18	51415-MAZ-003	F10	64	8	53709-MFL-000	F7	61	5
43469-MEL-000	F14	68	5	45550-MEL-006	F4	58	23	51425-MFL-003	F10	64	9	53711-MFL-000	F7	61	6
43469-MFL-000	F14	68	6					51430-MFL-003	F10	64	10	53741-MFL-000	F7	61	7
43503-MFL-006	F14	68	7	46000				51447-KA4-711	F10	64	11				
43504-MB2-006	F14	68	8					51450-MFL-003	F10	64	12	60000			
43510-MFL-006	F14	68	9	46140-MEL-006	F5	59	24	51455-MW4-003	F10	64	13				
43511-MFL-006	F14	68	10	46182-MEL-D21	F14	68	19	51486-MEL-000	G13	83	19	60107-752-000	H4	90	14
43512-MFL-006	F14	68	11	46500-MFL-000	G12	82	6	51490-MFL-003	F10	64	14				
43514-KS6-701	F4	58	4	46503-MFL-000	F14	68	20	51497-MEL-D20	F11	65	12	61000			
	F14	68	12	46504-MFL-000	F14	68	21	51500-MFL-003	F10	64	15				
43516-MCJ-006	F4	58	5	46515-MBW-000	G12	82	7	51525-MFL-003	F10	64	16	61100-MFL-000ZA	F9	63	1
	F14	68	13									61100-MFL-000ZB	F9	63	1
43517-KS6-701	F4	58	6	50000				52000				61100-MFL-000ZC	F9	63	1
	F14	68	14					52101-MFL-000	G16	86	7	61107-MCR-D00	E1	42	12
43520-MB2-315	F14	68	15	50010-MFL-000ZA	H11	97	1	52102-MFL-000	G16	86	8	61107-MCR-D00	E1	42	13
43523-MFL-006	F14	68	16	50131-MFJ-D00	H11	97	2	52143-MFL-000	G16	86	9	61304-162-013	G6	76	3
43530-MM5-006	F14	68	17	50132-MFJ-J00	H11	97	3	52144-MFL-000	G16	86	10	61304-HB3-003	H3	89	1
				50150-MFL-000	G15	85	2	52170-MFL-010	G16	86	11		H5	91	13
44000				50171-MFL-000	H11	97	4	52171-MFJ-D00	G16	86	12	64000			
				50193-MFL-000	H11	97	5	52200-MFL-000	G16	86	13	64121-MFL-000	I1	103	1
44301-MFL-000	F13	67	3	50194-MFL-000	H11	97	6	52400-MFL-003	H2	88	1	64122-MBB-300	G6	76	4
44311-MFL-000	F13	67	4	50200-MFL-000ZA	H11	97	7	52442-KA3-711	F10	64	17	64123-MFL-000	I1	103	2
44312-MFL-000	F13	67	5	50217-MFL-000	G6	76	2	52461-MFL-000	H2	88	2	64205-166-610	H15	101	2
44620-MCJ-000	F13	67	6	50290-MZ7-000	H5	91	11	52463-MAL-G00	G16	86	14	64211-MFL-000ZA	H15	101	3
44650-MFL-000ZA	F13	67	7	50324-425-010	F5	59	25					64211-MFL-000ZB	H15	101	3
44711-MFL-003	F13	67	8		F14	68	22	52475-MFL-000	H2	88	3	64211-MFL-000ZC	H15	101	3
44711-MFL-004	F13	67	8		H8	94	3	52487-KA4-831	H2	88	5	64220-MFL-000	H15	101	4
				50530-MFL-000	G15	85	3					64230-MFL-000	I1	103	3
45000				50538-MFL-000	G15	85	4	53000				64240-MFL-000	I1	103	4
				50539-MFL-000	G15	85	5					64243-MEW-920	G8	78	9
45106-MEL-003	F11	65	4	50540-MFL-000	G15	85	6	53100-MFL-000	F6	60	8	64250-MFL-000ZA	H15	101	5
45107-MFL-003	F11	65	5	50600-MFL-000	G13	83	4								

4

PART NO. INDEX

J 5

Part Number	Address	Page	Ref.	Part Number	Address	Page	Ref.	Part Number	Address	Page	Ref.	Part Number	Address	Page	Ref.				
90463-MCJ-000	E8	49	26	91059-KY2-711	F6	60	25	93000				D13	38	3	96001-06025-07	D15	40	11	
90463-ML7-000	D2	27	19	91071-KV3-005	H1	87	25					E1	42	22	96211-08000	G14	84	31	
	D15	40	9		H2	88	11	93401-05020-00	E11	52	24	D2	27	21	96220-40080	E9	50	22	
	E4	45	28	91071-MCJ-003	H1	87	26		E13	54	12	D2	27	22	96300-06012-00	H9	95	12	
90464-MAT-000	E8	49	27	91072-KT7-003	H2	88	12	93401-06012-08	H14	100	38	E6	47	22	96300-06016-00	H14	100	47	
90464-MCJ-000	E8	49	28	91074-MBR-722	H2	88	13	93500-04025-0A	H10	96	15	E9	50	20	96300-06028-07	F5	59	41	
90469-759-000	E8	49	29	91101-MEL-D20	D10	35	20	93500-04032-0G	F3	57	20	G12	82	16	96400-10032-00	G15	85	10	
90473-147-000	F5	59	33	91101-MFJ-D01	D12	37	12	93500-04045-0G	F3	57	21	H1	87	30	96600-06012-00	G6	76	21	
90501-MFJ-D00	G11	81	23	91102-MEL-D20	D11	36	20	93500-05016-0G	H5	91	24	D12	37	13	96600-06018-07	H6	92	30	
90502-MCF-000	G1	71	19	91103-MEL-D20	D11	36	20	93500-05020-0G	F3	57	22	F1	55	11	96600-06025-00	D14	39	7	
90504-964-000	H3	89	9	91106-MCF-003	E9	50	18	93500-05022-0G	F3	57	23				96600-08020-10	E9	50	23	
	H15	101	14	91203-KA4-771	E9	50	19	93891-04006-07	H14	100	39	95000							
90505-MBW-000	G12	82	11	91204-KKO-003	D9	34	13	93892-05012-08	D16	41	15				98000				
90506-MR7-000	F8	62	6	91207-MAT-003	E8	49	38	93893-04012-17	F5	59	37	95002-02100	H14	100	41				
90525-428-900	H5	91	23	91212-422-006	F5	59	36		F15	69	32	95002-02139	E11	52	25	98200-41000	H9	95	13
90543-MV9-670	D1	26	9		F15	69	31	93894-05022-07	F1	55	9	95002-41250-08	H14	100	42	98200-42000	H7	93	10
90545-300-000	F5	59	34	91251-MFL-003	G2	72	23	93901-24480	H5	91	25	95002-50000	H14	100	43				
	F15	69	30	91252-MCF-003	H1	87	27	93901-25420	G7	77	22	95005-35030-20	G8	78	22	98200-43000	H7	93	11
90554-MEL-000	E8	49	30	91252-MFL-003	G2	72	24	93903-22480	F2	56	6	95005-35050-20	E12	53	26				
90557-230-000	G12	82	12	91253-MCF-003	H1	87	28	93903-24280	G3	73	14	95005-35090-20	E12	53	27				
90572-KV3-300	H11	97	18	91253-MFL-003	F13	67	14		G8	78	20	95005-35110-20	E12	53	28	99000			
90601-KAF-003	G12	82	13	91254-MEJ-003	F10	64	20		H3	89	11		G5	75	32				
90601-MFL-000	D10	35	19	91258-GF4-003	F10	64	21		H6	92	26	95005-35140-20	G8	78	23	99001-08120	H12	98	9
90603-MN4-000	E8	49	31	91262-KV3-831	H1	87	29		I2	104	29	95005-35160-20	E12	53	29	99001-10120	H12	98	10
90604-MM5-000	E8	49	32		H2	88	14	93903-24380	F1	55	10	95005-35170-20	E12	53	30	99002-13500	H12	98	6
90605-MM5-000	E8	49	33	91301-MEL-003	D2	27	20		G8	78	21		G9	79	24	99006-12000	H12	98	11
90651-MCF-006	F5	59	35	91301-MFL-000	E10	51	18	93913-24320	H4	90	17	95005-35300-20	G9	79	25	99006-19000	H12	98	12
90661-GHB-610	E11	52	21	91301-ML7-003	D9	34	14	93913-25380	F2	56	7	95005-45090-20	G5	75	33				
90682-959-661	G5	75	30	91301-P7A-004	E11	52	23		H16	102	7	95005-50510-30	H14	100	44				
90683-GAZ-003	I2	104	27		E13	54	11	94000				95005-55550-20	H14	100	45				
90683-GR1-003	G8	78	19	91301-PLC-000	E11	52	22					95005-80033-20	G5	75	34				
	H3	89	10		E13	54	10	94001-03000-0S	H14	100	40	95005-80380-20	G5	75	35				
	H14	100	36	91302-377-000	E6	47	21	94001-06000-0S	F7	61	13	95012-17001	H7	93	9				
	H15	101	15	91302-MB0-013	D15	40	10	94001-06020-0S	G12	82	14	95701-06010-00	D8	33	7				
	I2	104	28	91303-KFO-003	D1	26	10	94002-08000-0S	F15	69	33	95701-06012-00	H11	97	22				
90701-HB6-010	E6	47	19	91303-MJO-003	D9	34	15	94002-10490-0S	H8	94	6	95701-06014-00	E8	49	39				
90701-MV9-670	D8	33	6	91303-PK2-005	G7	77	20	94021-06070-0S	F5	59	38		E9	50	21				
	D9	34	12	91307-422-000	E4	45	30	94050-05000	H6	92	27	95701-06016-00	D14	39	6				
	E4	45	29	91307-KFO-003	D9	34	16	94050-06000	F15	69	34	E1	42	23					
90841-001-000	H11	97	19	91309-425-003	D16	41	13	94050-06070	H4	90	18	95701-06018-00	D1	26	12				
90852-898-000	H15	101	16	91320-MB0-000	D16	41	14		H6	92	28	E4	45	31					
				91351-KZ3-731	H2	88	15	94050-06080	G5	75	31	95701-06020-00	G12	82	17				
91000				91351-MAC-671	H2	88	16	94050-06070	H4	90	18	95701-06035-00	E10	51	19				
				91352-MCF-003	G2	72	25	94050-06080	G5	75	31	95701-06045-00	E2	43	24				
91001-MFL-003	E8	49	34	91354-MCT-003	E1	42	20	94050-08000	G11	81	25	95701-08030-00	D8	33	8				
91002-MFL-003	E8	49	35	91508-MM5-000	G7	77	21	94050-10000	H11	97	20	95701-08050-00	E4	45	32				
91003-MFL-003	E8	49	36	91549-MW0-790ZA	H14	100	37	94050-12000	H11	97	21	95701-08055-07	E4	45	33				
91008-MFJ-D01	E9	50	17	91554-SM4-003	H9	95	10	94101-05000	H6	92	29	95701-08080-00	E4	45	34				
91015-MEL-003	E6	47	20	91565-SOX-003	H8	94	5	94101-06000	G14	84	27	95701-10060-00	E4	45	35				
91016-MEL-003	E6	47	20		H9	95	11	94102-08000	G14	84	28	95801-06028-00	D16	41	16				
91016-MR7-003	F8	62	7	91911-MFL-640	H4	90	16	94103-04800	H4	90	19								
91017-MEL-003	E6	47	20					94103-05700	F2	56	8	96000							
91026-MEL-003	E8	49	37	92000				94103-08700	G11	81	26								
91051-MFL-003	G2	72	20						G12	82	15	96001-06012-07	F5	59	39				
91052-MCF-003	F13	67	13	92101-05008-4J	G11	81	24	94109-12000	E1	42	21	96001-06014-00	G6	76	20				
	G2	72	21	92101-08014-0G	H15	101	17	94201-20120	G14	84	29	96001-06016-00	F7	61	14				
91053-MAZ-003	G2	72	22	92501-06050-0A	G13	83	25	94201-20150	F15	69	35	96001-06018-07	F5	59	40				
91053-MCJ-003	H1	87	23						G14	84	30	96001-06022-07	H8	94	7				
91053-MCJ-751	H1	87	24					94301-08140	D1	26	11	96001-06025-00	H14	100	46				

4

PART NAME INDEX

K 1

Part name	Address	Page	Ref.	Part name	Address	Page	Ref.	Part name	Address	Page	Ref.
[A]											
ARM COMP., GEAR CHANGE	G12	82	2	BEARING, SPECIAL, 20X47X15.5 ..	E8	49	35	BOLT, FLANGE, 6X20	E10	51	15
ARM COMP., SECOND	F7	61	2	BEARING, SPECIAL, 20X52X15	E8	49	36		F3	57	18
ARM, L. MAIN STEP	G13	83	11	BEARING, SPHERICAL, 10	H2	88	13		F7	61	9
ARM, L. PILLION STEP	G13	83	16	BELT, SEAT	G6	76	15		G12	82	17
ARM, R. MAIN STEP	G13	83	10	BODY SET, FRAME	H11	97	1	BOLT, FLANGE, 6X22	F5	59	27
ARM, R. PILLION STEP	G13	83	15	BOLT-WASHER, 4X8	E3	44	13		H8	94	7
AXLE, FR. WHEEL	F13	67	3	BOLT-WASHER, 5X20	E11	52	24	BOLT, FLANGE, 6X23	E10	51	16
AXLE, RR. WHEEL	G1	71	3		E13	54	12	BOLT, FLANGE, 6X25	D7	32	11
				BOLT-WASHER, 6X12	E1	42	17		D8	33	5
					E9	50	13		D15	40	8
					H14	100	38				11
[B]				BOLT COMP., FR. FORK	F10	64	12		F7	61	10
BADGE, L. PRODUCT	G3	73	4	BOLT, 10X30	G1	71	15	BOLT, FLANGE, 6X28	H14	100	46
BADGE, R. PRODUCT	G3	73	3	BOLT, 8X45	F8	62	4		D9	34	10
BAG, SERVICE BOOK	H5	91	14	BOLT, ADJUSTING, 20X1.0X49.5 ..	H11	97	12		D13	38	2
BAG, TOOL	H12	98	1	BOLT, BRAKE DISK, 8X24	G1	71	14		D16	41	16
BALL, STEEL,	G14	84	31	BOLT, CABLE ADJUSTING	F3	57	12		E1	42	13
BAND F, BATTERY	H7	93	9	BOLT, CAP, 6X50	G13	83	25		F5	59	41
BAND, INSULATOR	D2	27	5	BOLT, CHAIN SLIDER	G16	86	19	BOLT, FLANGE, 6X30	D15	40	6
BAND, MUFFLER	G11	81	7	BOLT, CHANGE PIVOT	G12	82	9	BOLT, FLANGE, 6X32	D15	40	7
BAND, U-LOCK	H5	91	11	BOLT, CONNECTING ROD	E5	46	5	BOLT, FLANGE, 6X35	E10	51	19
BAR, CHANGE	G12	82	8	BOLT, DISK, 6X17	F13	67	11	BOLT, FLANGE, 6X37	D2	27	11
BAR, SIDE STAND	G15	85	3	BOLT, DRAIN PLUG, 12X15	E1	42	18	BOLT, FLANGE, 6X45	E2	43	24
BASE COMP., CONTACT	F6	60	4	BOLT, FLANGE KNOCK, 7X10.5	D7	32	14	BOLT, FLANGE, 6X48	D2	27	12
BATTERY	H7	93	1	BOLT, FLANGE SOCKET, 6X22	H9	95	9	BOLT, FLANGE, 7X40	E3	44	22
BEARING A, CONNECTING ROD	E5	46	6	BOLT, FLANGE SOCKET, 8X40	F6	60	21	BOLT, FLANGE, 7X50	E3	44	20
BEARING A, NEEDLE, 35X41X27.8	D10	35	20					BOLT, FLANGE, 7X60	E3	44	19
BEARING B, CONNECTING ROD	E5	46	6	BOLT, FLANGE, 10X29	H11	97	10	BOLT, FLANGE, 8X25	E6	47	16
BEARING B, CRANKSHAFT	E5	46	8	BOLT, FLANGE, 10X32	G15	85	10	BOLT, FLANGE, 8X28	H15	101	12
BEARING B, NEEDLE, 18X27X23.8	E6	47	20	BOLT, FLANGE, 10X33.5	H11	97	11	BOLT, FLANGE, 8X30	D8	33	8
BEARING B, NEEDLE, 35X41X27.8	D11	36	20	BOLT, FLANGE, 10X35	D14	39	4	BOLT, FLANGE, 8X35	G11	81	15
BEARING C, CONNECTING ROD	E5	46	6	BOLT, FLANGE, 10X60	E4	45	35	BOLT, FLANGE, 8X45	F10	64	18
BEARING C, CRANKSHAFT	E5	46	8	BOLT, FLANGE, 10X62	F11	65	13	BOLT, FLANGE, 8X50	E4	45	32
BEARING C, NEEDLE, 18X27X23.8	E6	47	20		H2	88	8		G11	81	18
BEARING C, NEEDLE, 35X41X27.8	D11	36	20	BOLT, FLANGE, 10X75	H2	88	9	BOLT, FLANGE, 8X55	E4	45	33
BEARING D, CONNECTING ROD	E5	46	6	BOLT, FLANGE, 12X45	H11	97	14	BOLT, FLANGE, 8X80	E4	45	34
BEARING D, CRANKSHAFT	E5	46	8	BOLT, FLANGE, 12X50	H11	97	13	BOLT, FLANGE, 9X105	E3	44	17
BEARING D, NEEDLE, 18X27X23.8	E6	47	20	BOLT, FLANGE, 6X10	D7	32	10	BOLT, FLANGE, 9X126	E3	44	18
BEARING E, CONNECTING ROD	E5	46	6		D8	33	7	BOLT, FR. AXLE	F13	67	12
BEARING E, CRANKSHAFT	E5	46	8	BOLT, FLANGE, 6X105	D2	27	10	BOLT, HANDLE LEVER	F5	59	28
BEARING F, CRANKSHAFT	E5	46	8	BOLT, FLANGE, 6X12	F5	59	29	BOLT, HEAD COVER	D1	26	7
BEARING, ANGULAR BALL, 28X56X15	G2	72	20			39		BOLT, HEX., 5X8	G11	81	24
	F8	62	7		H9	95	12	BOLT, HEX., 8X14	H15	101	17
BEARING, HEAD PIPE	F8	62	7		H11	97	22	BOLT, HEX., 8X50	G16	86	17
BEARING, NEEDLE	H1	87	25	BOLT, FLANGE, 6X14	E8	49	39	BOLT, KNOCK, 6MM	D7	32	12
	H2	88	11		E9	50	21		E3	44	16
BEARING, NEEDLE, 14X22X16	E9	50	18		G6	76	20	BOLT, LEVER PIVOT	F3	57	15
BEARING, NEEDLE, 17X24X20	H2	88	12	BOLT, FLANGE, 6X16	D2	27	8	BOLT, OIL COOLER	E1	42	16
BEARING, NEEDLE, 24X28X10	E8	49	37		D14	39	6	BOLT, OIL, 10X22	F5	59	30
BEARING, NEEDLE, 30X35X20	D12	37	12		E1	42	23		F15	69	29
BEARING, NEEDLE, 32X42X20	H1	87	24		F7	61	14	BOLT, ONE-WAY, 8MM	F6	60	20
BEARING, NEEDLE, 32X42X37	H1	87	26	BOLT, FLANGE, 6X18	H14	100	47	BOLT, PIN	F16	70	6
BEARING, RADIAL BALL,	G2	72	22		D1	26	12	BOLT, RECESSED, 5X22	D2	27	9
BEARING, RADIAL BALL, 28X62X16	E8	49	34		E4	45	31	BOLT, SEALING, 20MM	E3	44	4
BEARING, RADIAL BALL, 6005	F13	67	13		E6	47	15	BOLT, SEALING, 22MM	E4	45	25
	G2	72	21		F5	59	40	BOLT, SEALING, 8MM	E3	44	21
BEARING, RADIAL BALL, 6905	H1	87	23		G16	86	16	BOLT, SETTING	D16	41	6
BEARING, SPECIAL BALL, 6500	E9	50	17	BOLT, FLANGE, 6X20	D1	26	8	BOLT, SIDE STAND PIVOT	G15	85	7
					E1	42	14	BOLT, SOCKET SPECIAL, 6X7.5	D6	31	19

PART NAME INDEX

K 2

Part name	Address	Page	Ref.	Part name	Address	Page	Ref.	Part name	Address	Page	Ref.
BOLT, SOCKET, 10X35	F10	64	19	CALIPER SUB ASSY., L. FR.	F11	65	9	CLAMP, WATER HOSE, 25MM	H13	99	25
BOLT, SOCKET, 10X70	H2	88	7	CALIPER SUB ASSY., RR.	F16	70	7	CLIP B, CABLE	G5	75	30
BOLT, SOCKET, 4X21	G5	75	27	CALIPER SUB ASSY., R. FR.	F11	65	11	CLIP B, TUBE	G7	77	11
BOLT, SOCKET, 5X12	E11	52	1	CAMSHAFT COMP., EX.	D4	29	4		G10	80	1
BOLT, SOCKET, 5X9	H7	93	8	CAMSHAFT COMP., IN.	D4	29	3	CLIP, 2X90	F1	55	11
BOLT, SOCKET, 6X12	G6	76	21	CAP COMP., FUEL FILLER	G4	74	23	CLIP, AIR HOSE, 21.5	G7	77	13
BOLT, SOCKET, 6X18	H6	92	30	CAP COMP., RADIATOR	H13	99	10	CLIP, BODY COVER	G8	78	19
BOLT, SOCKET, 6X25	D14	39	7	CAP & COIL, IGNITION	H10	96	1		H3	89	10
BOLT, SOCKET, 6X32	F15	69	28	CAP, 45MM	D9	34	2		H14	100	36
BOLT, SOCKET, 8X12	E3	44	15	CAP, BLEEDER	F4	58	3		H15	101	15
BOLT, SOCKET, 8X20	E9	50	23		F11	65	7		I2	104	28
	G13	83	23		F16	70	11	CLIP, COUPLER	H8	94	5
BOLT, SOCKET, 8X22	G13	83	24	CAP, BOOST	G8	78	1		H9	95	11
BOLT, SOCKET, 8X43	G11	81	20	CAP, CLUTCH OIL CUP	F14	68	2	CLIP, INJECTOR	E13	54	1
BOLT, SPECIAL, 10MM	E7	48	19	CAP, DUMMY	H9	95	4	CLIP, PANEL FIXING	H14	100	37
BOLT, SPECIAL, 10X25	D12	37	7					CLIP, PISTON PIN, 17MM	E5	46	3
BOLT, SPECIAL, 12X261.5	H11	97	8	CAP, OIL CUP	F4	58	16	CLIP, SUB TANK HOSE	G10	80	4
BOLT, SPECIAL, 12X269.5	H11	97	9	CAP, OIL FILLER	D9	34	3	CLIP, SWITCH COVER	G12	82	13
BOLT, SPECIAL, 5X13	F7	61	8	CAP, RESERVE TANK	H13	99	18	CLIP, TRIM	I2	104	27
BOLT, SPECIAL, 5X16	H15	101	11	CAP, STEERING NUT	F6	60	17	CLIP, TUBE	E11	52	25
BOLT, SPECIAL, 6X16	G15	85	8	CARTRIDGE, OIL FILTER	E1	42	9		H14	100	41
BOLT, SPECIAL, 6X17	G6	76	17	CASE ASSY., UNDER	F2	56	5				43
BOLT, SPECIAL, 6X18	E3	44	14	CASE ASSY., UPPER	F2	56	4	CLUTCH, ONE WAY	D12	37	5
BOLT, SPECIAL, 6X22	F15	69	26	CASE COMP., AIR CLEANER LOWER ..	G7	77	3	COLLAR	G13	83	20
	G3	73	13	CASE COMP., AIR CLEANER MIDDLE ..	G7	77	8		H10	96	8
BOLT, SPECIAL, 6X25	G5	75	28	CASE COMP., THERMOSTAT	E10	51	3	COLLAR A, ENGINE HANGER	H11	97	5
BOLT, STUD, 8X24	D2	27	14	CASE, DRIVE CHAIN	G16	86	3	COLLAR B, RR. WHEEL DISTANCE ..	G1	71	8
BOLT, STUD, 9X134	E4	45	24	CENTER COMP., CLUTCH	D10	35	5	COLLAR C, ENGINE HANGER	H11	97	6
BOLT, STUD, 9X145.5	E3	44	23	CENTER COMP., SHIFT DRUM	E9	50	5	COLLAR, 28X13	E7	48	14
BOLT, SWINGARM PIVOT	G16	86	7	CHAIN KIT, DRIVE	G16	86	2	COLLAR, 30X9.5	E7	48	7
BOLT, TERMINAL	D16	41	7	CHAIN SET, DRIVE	G16	86	1	COLLAR, 5MM	G16	91	1
BOLT, TORX, 6X32	D7	32	15	CHAIN, CAM	D7	32	2	COLLAR, 6MM	D7	32	9
BOOT B	F16	70	14	CHAIN, OIL PUMP	E1	42	4	COLLAR, 6.3X13	F5	59	25
BOOT COMP.	F4	58	11	CIRCLIP	F5	59	35		F14	68	22
	F14	68	8		F14	68	19		H8	94	3
BOOT, PIN BUSH	F16	70	13	CIRCLIP, 28MM	E8	49	31	COLLAR, 6.5X11X3	F15	69	25
BOSS, OIL FILTER	E1	42	15	CIRCLIP, 30MM	E8	49	32	COLLAR, CAM CHAIN TENSIONER ..	D7	32	16
BRACKET COMP., SIDE STAND	G15	85	2	CIRCLIP, EXTERNAL, 14MM	E9	50	20	COLLAR, CUSHION CONNECTING ROD	G16	86	14
BRACKET SET, CLUTCH LEVER	F3	57	14	CIRCLIP, EXTERNAL, 15MM	G12	82	16		H2	88	3
BRACKET SUB ASSY., RR.	F16	70	8	CIRCLIP, INTERNAL, 102	D10	35	19	COLLAR, EX. PIPE MOUNTING	G11	81	12
BRACKET, CONNECTOR	D8	33	4	CIRCLIP, INTERNAL, 45MM	H1	87	30	COLLAR, FR. FENDER	E1	42	12
BRACKET, LICENSE LIGHT	H5	91	15	CIRCLIP, INTERNAL, 63MM	D12	37	13	COLLAR, FR. TANK SETTING	G4	74	9
BRIDGE COMP., FORK TOP	F6	60	18	CIRCLIP, RR. MASTER CYLINDER ..	F4	58	6	COLLAR, FR. WHEEL DISTANCE	F13	67	6
BRUSH SET A, CARBON	D16	41	2		F14	68	14	COLLAR, L. FR. WHEEL SIDE	F13	67	5
BRUSH SET B, CARBON	D16	41	3	CLAMPER A, FR. BRAKE HOSE	F4	58	8	COLLAR, L. PIVOT DISTANCE	G16	86	9
BULB	H5	91	3	CLAMPER B, FR. BRAKE HOSE	F4	58	9	COLLAR, L. RR. AXLE	G16	86	5
BULB, HEADLIGHT	F1	55	5	CLAMPER, RR. BRAKE HOSE	F14	68	5	COLLAR, MUFFLER MOUNTING	G11	81	10
BULB, WINKER	H4	90	13					COLLAR, OIL PUMP SPROCKET	D10	35	3
BUSH, GUIDE	F10	64	7	CLAMP A, WATER HOSE	H14	100	27	COLLAR, RADIATOR MOUNTING	H13	99	13
BUSH, SLIDER	F10	64	8	CLAMP B, TUBE, 12.5MM	E11	52	21	COLLAR, REGULATOR MOUNTING ..	H5	91	9
				CLAMP, A.C. GENERATOR CORD	D14	39	1	COLLAR, RR. AXLE DISTANCE	G1	71	7
				CLAMP, HOSE, 30-37MM	E10	51	9	COLLAR, RR. BRAKE SIDE	G1	71	5
					H14	100	34	COLLAR, RR. SWINGARM DISTANCE ..	G16	86	8
[C]				CLAMP, MASTER CYLINDER OIL				COLLAR, RR. TANK SETTING	G4	74	10
CABLE COMP. A, THROTTLE	F3	57	1		HOSE F4	58	4	COLLAR, RR. WHEEL SIDE	G1	71	4
CABLE COMP. B, THROTTLE	F3	57	2		F14	68	12	COLLAR, R. FR. WHEEL SIDE	F13	67	4
CABLE COMP., CLUTCH	F3	57	3	CLAMP, RADIATOR HOSE	H14	100	29	COLLAR, R. PIVOT DISTANCE	G16	86	10
CABLE COMP., EX. VALVE	H8	94	1	CLAMP, TUBE	H14	100	42	COLLAR, R. RR. AXLE	G16	86	6
CABLE, STARTER BATTERY	H7	93	2	CLAMP, WATER HOSE, 25MM	E10	51	7		E7	48	12
CABLE, STARTER & EARTH	H7	93	3								



PART NAME INDEX

K 3

Part name	Address	Page	Ref.	Part name	Address	Page	Ref.	Part name	Address	Page	Ref.
COLLAR, SPLINE, 30X11	E7	48	10	CYLINDER	D8	33	1	FILTER SET, OIL	E2	43	25
COLLAR, SPRING	F10	64	3	CYLINDER SET, MASTER	F4	58	21	FLANGE SUB ASSY., RR. DRIVEN ..	G1	71	6
COLLAR, STEERING DAMPER	F7	61	5	CYLINDER SUB ASSY., FR. MASTER ..	F4	58	13	FLOAT	F14	68	16
COLLAR, STEP LOWER	G13	83	19	CYLINDER SUB ASSY., RR. MASTER ..	F14	68	9	FLYWHEEL COMP.	D14	39	2
COLLAR, TAILLIGHT	G3	73	2					FORK ASSY., L. FR.	F10	64	15
COLLAR, TAILLIGHT MOUNTING ...	F9	63	3	[D]				FORK ASSY., R. FR.	F10	64	1
COLLAR, UNDER COWL SETTING ...	G11	81	19	DAMPER ASSY., STEERING	F7	61	1	FORK C, GEARSHIFT	E9	50	3
COLLAR, WINKER	H4	90	10	DAMPER COMP., FR.	F10	64	10	FORK, GEARSHIFT	E9	50	2
CONNECTOR, MASTER CYLINDER ...	F4	58	10	DAMPER SET, WHEEL	G1	71	1	FUNNEL, L. AIR	G7	77	4
	F14	68	7	DAMPER, CONNECTOR	E13	54	8	FUNNEL, R. AIR	G7	77	2
COOLER COMP., OIL	E1	42	11		G4	74	2	FUSE, MINI	H7	93	10
COTTER, VALVE	D4	29	16	DIAPHRAGM	F4	58	18				11
			17		F14	68	1				13
COUNTERSHAFT COMP.	E7	48	3	DIAPHRAGM, CONTROL VALVE	G8	78	3				14
COVER ASSY., CYLINDER HEAD ...	D1	26	1	DIODE ASSY., THREE WAY	H9	95	2	[G]			
COVER B, STEERING DAMPER	F7	61	6	DISK COMP., L. FR. BRAKE	F13	67	10	GASKET, COVER END	G11	81	3
COVER COMP., AIR CLEANER	G7	77	6	DISK COMP., R. FR. BRAKE	F13	67	9	GASKET, CYLINDER	D8	33	2
COVER COMP., LICENSE	H5	91	6	DISK SET, CLUTCH	D11	36	21	GASKET, CYLINDER HEAD	D2	27	2
COVER COMP., R. CRANKCASE	D9	34	1	DISK, RR. BRAKE	G1	71	13	GASKET, CYLINDER HEAD COVER ...	D1	26	4
COVER COMP., WATER PUMP	D15	40	4	DOWEL PIN, 10X16	D2	27	22	GASKET, EX. PIPE	G11	81	4
COVER, AIR INTAKE	H15	101	4					GASKET, PLUG HOLE	D2	27	3
COVER, A.C. GENERATOR	D13	38	1	DOWEL PIN, 8X14	D1	26	11	GASKET, SOCKET COVER	F1	55	4
COVER, BATTERY TERMINAL	H7	93	5		D13	38	3	GASKET, TENSIONER HOLE	D7	32	5
COVER, DUST	F4	58	12	DOWEL PIN, 8X20	D2	27	21	GASKET, THERMOSTAT CASE	E10	51	4
COVER, FUEL CONNECTOR	G4	74	22	DRIVER, SCREW	H12	98	2	GASKET, WATER PUMP COVER	D15	40	5
COVER, LICENSE LIGHT	H5	91	16	DRUM COMP., GEARSHIFT	E9	50	4	GAUGE, FEELER, 0.7MM	H12	98	3
COVER, L. AIR CLEANER SIDE ...	G3	73	9	DUCT, L. AIR	G8	78	18	GAUGE, OIL LEVEL	D9	34	4
COVER, L. AIR DUCT	I1	103	4	DUCT, R. AIR	G8	78	10	GEAR COMP. A, STARTER			
COVER, L. BACK MIRROR	H16	102	4	DUST SEAL	F10	64	20	REDUCTION	D12	37	1
COVER, L. INNER UPPER	I2	104	19	DUST SEAL, 16X26X3	H2	88	16	GEAR COMP. B, STARTER			
COVER, L. RR.	D15	40	1	DUST SEAL, 17X24X5	H1	87	29	REDUCTION	D12	37	6
COVER, L. SIDE	G3	73	12		H2	88	14	GEAR COMP., STARTING DRIVEN ...	D12	37	3
COVER, REED VALVE	D1	26	2	DUST SEAL, 31X47X7	F13	67	14	GEAR, BALANCER	E5	46	9
COVER, R. AIR CLEANER SIDE ...	G3	73	8	DUST SEAL, 32X42X6	H1	87	28	GEAR, COUNTERSHAFT FIFTH	E7	48	15
COVER, R. AIR DUCT	I1	103	3	DUST SEAL, 32X45X5	H1	87	27	GEAR, COUNTERSHAFT FIRST	E7	48	4
COVER, R. BACK MIRROR	H16	102	3	DUST SEAL, 35X56X7.5	G2	72	23	GEAR, COUNTERSHAFT FOURTH	E7	48	11
COVER, R. INNER UPPER	I2	104	18	DUST SEAL, 35X57X7.5	G2	72	24	GEAR, COUNTERSHAFT SECOND	E7	48	6
COVER, R. SIDE	G3	73	11	DUST SEAL, RR. CUSHION PIVOT ..	H2	88	15	GEAR, COUNTERSHAFT SIXTH	E7	48	17
COVER, SERVO MOTOR	H3	89	5	DUST SEAL, STEERING HEAD	F8	62	1	GEAR, COUNTERSHAFT THIRD	E7	48	9
COVER, SOCKET	F1	55	2					GEAR, MAINSHAFT FIFTH	E7	48	13
COVER, STARTER MAGNETIC SWITCH	H7	93	4	[E]				GEAR, MAINSHAFT SECOND	E7	48	5
COVER, STEERING DAMPER	F7	61	7	ELEMENT, AIR CLEANER	G7	77	1	GEAR, MAINSHAFT SIXTH	E7	48	16
COVER, THERMOSTAT	E10	51	5	EMBLEM, KEY	F6	60	6	GEAR, MAINSHAFT THIRD & FOURTH	E7	48	8
COVER, UPPER	H9	95	6	EMBLEM, PRODUCT	F6	60	19	GRIP	H12	98	4
COWL COMP., UPPER	H15	101	3					GRIP ASSY., THROTTLE	F3	57	7
COWL SET, L. MIDDLE	I1	103	7	[F]				GRIP, L. HANDLE	F3	57	8
COWL SET, RR. SEAT	G6	76	9	FAN COMP., COOLING	H13	99	7	GROMMET	H10	96	9
COWL SET, R. MIDDLE	I1	103	5					GROMMET, AIR CLEANER CASE	G3	73	10
COWL, CENTER SEAT	H3	89	2	FASTENER B, DUAL LOCK, 20X20 ..	G8	78	9	GROMMET, SEAT SETTING	H8	94	4
COWL, L. INNER MIDDLE	I1	103	10	FENDER B, RR.	H3	89	4	GROMMET, TOOL TRAY	H3	89	3
COWL, R. INNER MIDDLE	I1	103	9	FENDER COMP., FR.	F9	63	1	GUARD COMP., MUFFLER	G11	81	13
CRANKCASE SET	E3	44	1	FENDER C, RR.	H3	89	6	GUARD, L. RADIATOR	H13	99	21
CRANKSHAFT	E5	46	7	FILTER ASSY., SOLENOID VALVE ..	G8	78	4	GUARD, L. STEP	G13	83	13
CUP COMP., OIL	F4	58	14					GUARD, MAIN STEP HEAT	G13	83	6
	F14	68	10					GUARD, R. RADIATOR	H13	99	20
CUSHION ASSY., RR.	H2	88	1					GUARD, R. STEP	F14	68	23
CUSHION, FUEL TANK	G4	74	15								
CUSHION, SINGLE SEAT	G3	73	5								
	G6	76	7								



PART NAME INDEX

K 4

Part name	Address	Page	Ref.	Part name	Address	Page	Ref.	Part name	Address	Page	Ref.
GUIDE A, CAM CHAIN	D7	32	8	[J]				MARK, WINDSCREEN	I4	106	1
GUIDE A, CLUTCH OUTER	D10	35	4	JOINT A, BREATHER	H13	99	1	MAT A, DUCT	G8	78	14
GUIDE B, CAM CHAIN	D7	32	7	JOINT A, VACUUM TUBE	G8	78	2	MAT A, L. FR. COVER	G6	76	1
GUIDE B, CLUTCH OUTER	D10	35	4	JOINT, 2WAY	G4	74	18	MAT A, L. MIDDLE COWL	I1	103	12
GUIDE COMP., OIL PUMP CHAIN ..	E1	42	5	JOINT, 3WAY	G4	74	17	MAT A, PIVOT BRACKET	H11	97	3
GUIDE, CORD	F6	60	5	JOINT, AIR FILTER	G5	75	26	MAT A, R. MIDDLE COWL	I1	103	11
GUIDE, IN. VALVE	D2	27	23	JOINT, BRAKE ROD	F14	68	21	MAT B, DUCT	G8	78	15
GUIDE, OIL PRESSURE SWITCH				JOINT, DRIVE CHAIN	G16	86	4	MAT B, L. MIDDLE COWL	I2	104	14
	CORD D9	34	8	JOINT, FIVE WAY	E11	52	20	MAT B, R. MIDDLE COWL	I1	103	13
GUIDE, SPRING	F5	59	24	JOINT, FUEL	E11	52	19	MAT, AIR CLEANER	G7	77	17
GUIDE, VALVE	D2	27	24	JOINT, HOSE THREE-WAY	E10	51	8	METER, DUCT COVER	I1	103	8
					H14	100	33	MAT, L. ENGINE HANGER	H11	97	2
[H]				JOINT, IDLE AIR CONTROL VALVE ..	E11	52	8	MAT, L. FR. COVER	H16	102	1
HANDLE, EYE WRENCH, 12MM	H12	98	11	JOINT, L. RAM DUCT	G7	77	10	METER ASSY., COMBINATION	F2	56	1
HARNASS, WIRE	H9	95	3	JOINT, R. RAM DUCT	G7	77	9	METER ASSY., SPEED & TACHO &			
HEADLIGHT UNIT	F1	55	1	JOINT, TUBE	G4	74	25	TEMPERATURE	F2	56	2
HEAD ASSY., CYLINDER	D2	27	1	JOINT, WATER	E10	51	1	MIRROR ASSY., L. BACK	H16	102	5
HOLDER, BALANCER SHAFT	E5	46	12	[K]				MIRROR ASSY., R. BACK	H16	102	2
HOLDER, BRACKET	H9	95	10	KEY SET	F6	60	2	MOTOR ASSY.	E11	52	6
HOLDER, BRUSH	D16	41	4	KEY, BLANK	F6	60	7	MOTOR ASSY., FAN	H13	99	8
HOLDER, CLUTCH SPRING	D10	35	11	KEY, WOODRUFF, 25X14X4	E6	47	19				15
HOLDER, L. MAIN STEP	G13	83	12	[L]				MOTOR ASSY., SERVO	H8	94	2
HOLDER, L. PILLION STEP	G13	83	18	LABEL, ACCESSORIES & LOADING ..	I3	105	6	MOTOR ASSY., STARTER	D16	41	1
HOLDER, MASTER CYLINDER	F4	58	17	LABEL, CHAIN ADJUSTER	I3	105	5	MUFFLER COMP.	G11	81	5
HOLDER, RELAY	H10	96	14	LABEL, DRIVE	I3	105	9				
HOLDER, R. MAIN STEP	G13	83	4	LABEL, DRIVE CHAIN	I3	105	4				
HOLDER, R. PILLION STEP	G13	83	17	LABEL, FRENCH TRANSLATION	I3	105	10				
HOOK, SEAT CATCH	G6	76	11	LABEL, FUEL CAUTION	I3	105	11	NECK, FILLER	H13	99	9
HOOK, SIDE STAND SPRING	G15	85	4	LABEL, OIL CAPACITY	I3	105	8	NUT-WASHER, 6MM	D16	41	12
HORN COMP.	H15	101	1	LABEL, RADIATOR CAP	H13	99	11	NUT, CAP, 6MM	F5	59	31
HOSE A, CYLINDER	E10	51	12	LABEL, RR. DAMPER	H2	88	6				38
HOSE A, RADIATOR	H13	99	24	LABEL, TAMPER PROOF	I3	105	7	NUT, CLIP, 4MM	H15	101	7
HOSE A, WATER	H14	100	28	LABEL, TIRE	I3	105	3	NUT, CLIP, 5MM	F1	55	8
HOSE B, CYLINDER	E10	51	13	LENS COMP., L.	H4	90	6				22
HOSE B, L. RADIATOR	H14	100	30	LENS COMP., R.	H4	90	3	NUT, COWL SETTING, 5MM	G6	76	18
HOSE COMP. A, FUEL FEED	E13	54	5	LENS, L. WINKER	H4	90	5				
HOSE COMP. B, FUEL FEED	G4	74	6	LENS, R. WINKER	H4	90	2	NUT, FLANGE, 10MM	H11	97	20
HOSE COMP., FR. BRAKE	F4	58	7	LEVER ASSY., R. HANDLE	F5	59	26	NUT, FLANGE, 12MM	H11	97	16
HOSE COMP., RR. BRAKE	F14	68	4	LEVER COMP., CLUTCH	D9	34	5				21
HOSE, BYPASS	E10	51	11	LEVER COMP., L. HANDLE	F3	57	11	NUT, FLANGE, 5MM	G14	84	26
HOSE, FILLER NECK	H14	100	26	LIFTER ASSY., TENSIONER	D7	32	4				27
HOSE, MASTER CYLINDER OIL	F4	58	15	LIFTER COMP., CLUTCH	D10	35	9	NUT, FLANGE, 6MM	F15	69	34
HOSE, OIL COOLER	E10	51	10	LIFTER, VALVE	D4	29	8				
				LIGHT ASSY., LICENSE	H5	91	5	NUT, FLANGE, 7MM	G11	81	21
HOSE, RR. MASTER CYLINDER	F14	68	11	LOCK ASSY., SEAT	G6	76	12	NUT, FLANGE, 8MM	G11	81	25
HOSE, R. RADIATOR UPPER	H13	99	22	[M]				NUT, GOVERNOR ARM FIXING	G12	82	10
HOUSING, UNDER THROTTLE	F3	57	10	MAINSHAFT	E7	48	1	NUT, HEADLIGHT SETTING	G6	76	3
HOUSING, UPPER THROTTLE	F3	57	9	MARK	G16	86	15	NUT, HEX., 10MM	H8	94	6
					I4	106	2	NUT, HEX., 3MM	H14	100	40
[I]								NUT, HEX., 6MM	F7	61	13
INJECTOR ASSY., FUEL	E11	52	15	MARK, HISS	I3	105	1				14
	E13	54	2	MARK, RR. SEAT COWL	I5	107	12	NUT, HEX., 8MM	F15	69	33
INSULATOR	D16	41	9								21
INSULATOR COMP., THROTTLE BODY	D2	27	4								



PART NAME INDEX

K 5

Part name	Address	Page	Ref.	Part name	Address	Page	Ref.	Part name	Address	Page	Ref.
NUT, LOCK, 20MM	H11	97	15	PACKING, MUFFLER	G11	81	8	PLATE, SPINDLE	E9	50	10
NUT, LOCK, 25MM	D10	35	16	PACKING, OIL STRAINER	E1	42	7	PLATE, STOP	F4	58	22
NUT, SERRATE, 5MM	H14	100	35	PAD SET, FR.	F11	65	3		F14	68	18
NUT, SETTING	H13	99	4	PAD SET, RR.	F16	70	1	PLATE, TENSIONER SETTING	E9	50	1
NUT, SIDE STAND	G15	85	9	PAN, OIL	E1	42	1	PLTERS, 135	H12	98	6
NUT, SPECIAL CAP, 9MM	D2	27	16	PEDAL COMP., GEAR CHANGE	G12	82	3	PLUG, CHAIN CASE	G13	83	3
NUT, SPECIAL, 6MM	H3	89	1	PEDAL COMP., RR. BRAKE	G12	82	6	PLUG, HANDLE UNDER COVER	H5	91	12
	H5	91	13	PGM-FI UNIT	H9	95	8	PLUG, SPARK	D2	27	7
NUT, SPECIAL, 9MM	D2	27	15	PIN COMP., BRAKE ROD	F14	68	20	PROTECTOR, RUBBER	G6	76	10
NUT, SQUARE, 5MM	D2	27	6	PIN C, DOWEL, 4X6.5	E6	47	22		I1	103	6
NUT, STEERING STEM	F6	60	24	PIN C, PILLION STEP	G13	83	5		I2	104	20
NUT, U, 10MM	G1	71	16	PIN, 10X44	D12	37	2	PULSER ASSY., CAM	D1	26	6
	H2	88	10	PIN, CLUTCH LIFTER	D10	35	15	PUMP ASSY., OIL	E1	42	2
NUT, U, 22MM	G1	71	17	PIN, HANGER	F11	65	10	PUMP COMP., WATER	D15	40	3
	H1	87	20		F16	70	9	PUMP UNIT, FUEL	G4	74	1
NUT, U, 6MM	F3	57	19	PIN, PISTON	E5	46	2				
	F5	59	32	PIN, SHIFT RETURN SPRING	E9	50	12	[R]			
	F7	61	11	PIN, SPLIT, 2.OX12	G14	84	29	RADIATOR COMP.	H13	99	3
				PIN, SPLIT, 2.OX15	F15	69	35	RAIL ASSY., SEAT	H11	97	7
[O]					G14	84	30	RECEIVER UNIT SET	F6	60	1
OIL SEAL, 12X18X5	D9	34	13	PIN, STEP BAR	G13	83	8	RECEIVER, CLUTCH CABLE	D9	34	7
OIL SEAL, 14X22X5	E9	50	19	PIPE COMP. A, FUEL	E11	52	17	RECTIFIER COMP., REGULATOR	H9	95	1
OIL SEAL, 45X72X8	E8	49	38	PIPE COMP. B, FUEL	E11	52	18	REFLECTOR, REFLEX	H5	91	10
ORIFICE	E3	44	2	PIPE COMP. EX.	G11	81	1	RELAY ASSY., POWER	H9	95	7
ORIFICE, 1MM	E3	44	8	PIPE COMP. FUEL	E13	54	7	RELAY COMP., POWER	H10	96	13
ORIFICE, 1.1MM	E3	44	3	PIPE COMP., L. OIL JET	E3	44	6	RELAY COMP., WINKER	H10	96	10
O-RING	D16	41	14	PIPE COMP. L. SLIDE	F10	64	16	RESONATOR, L. AIR DUCT	G8	78	12
	E11	52	11	PIPE COMP. L. STEERING HANDLE	F6	60	14	RESONATOR, R. AIR DUCT	G8	78	11
				PIPE COMP. OIL	E1	42	8	RETAINER	E13	54	9
				PIPE COMP. R. OIL JET	E3	44	5		F16	70	5
	E13	54	11	PIPE COMP. R. SLIDE	F10	64	9		G4	74	24
O-RING, 14.8X2.4	D1	26	10	PIPE COMP. R. STEERING HANDLE	F6	60	8	RETAINER, AIR CLEANER ELEMENT	G7	77	5
	F5	59	36	PIPE COMP., TRANSMISSION OIL				RETAINER, VALVE SPRING	D4	29	12
	F15	69	31		JET E3	44	7				
O-RING, 15X2.5	E6	47	21	PIPE, CP	F1	55	3	RING	D16	41	8
O-RING, 17.8X1.9	E11	52	12	PIPE, WATER	H14	100	31	RING SET, PISTON	E6	47	23
O-RING, 18X3	D9	34	16	PISTON	E5	46	1	RING, BACK UP	F10	64	6
O-RING, 24.4X3.1	D16	41	13		F11	65	5	RING, HANDLE WEIGHT SNAP	F6	60	12
O-RING, 32.95X2.62	D15	40	10					RING, OIL SEAL STOPPER	F10	64	11
O-RING, 34X2	E10	51	18					RING, SEAL	E1	42	10
O-RING, 42.2X2.4	F10	64	21	PISTON SET, MASTER CYLINDER	F16	70	3	RING, SNAP, 72MM	E8	49	33
O-RING, 44.3X2.5	D2	27	20	PIVOT, CAM CHAIN TENSIONER	F14	68	15	RING, STOPPER	F10	64	13
O-RING, 48.1X3.6	D9	34	14	PIVOT, SHIFT DRUM STOPPER ARM	D7	32	13		F16	70	12
O-RING, 4.8X1.9	E4	45	30	PLATE COMP., CLUTCH PRESSURE	E9	50	14		H2	88	5
O-RING, 51X2	G2	72	25	PLATE COMP., DRIVE CHAIN GUIDE	D10	35	8		H2	88	5
O-RING, 6.5X2.2	D9	34	15	PLATE, BEARING SETTING	D15	40	2	RIVET, PUSH	H3	89	8
O-RING, 7.47X3.6	E11	52	22	PLATE, COVER END	E7	48	2		H15	101	10
	E13	54	10	PLATE, CROSS UPPER	G11	81	2	ROD ASSY., CONNECTING	E5	46	4
O-RING, 7.5X1.5	G7	77	20	PLATE, CUSHION UPPER	G6	76	2	ROD COMP., PUSH	F14	68	17
O-RING, OIL COOLER	E1	42	20	PLATE, CUSHION ARM	H2	88	2	ROD SUB ASSY., CUSHION			
OUTER COMP. A, CLUTCH	D10	35	2	PLATE, DIAPHRAGM	F4	58	19				
OUTER COMP. B, CLUTCH	D10	35	2		F14	68	3				
OUTER, STARTING CLUTCH	D12	37	4	PLATE, FUEL PUMP SETTING	G4	74	20		H2	88	4
				PLATE, IDLE AIR CONTROL VALVE	E11	52	10	ROD, PUSH	F4	58	20
[P]				PLATE, INJECTOR	E13	54	4	ROLLER, 4X8	E9	50	22
PACKING, FUEL PUMP	G4	74	19	PLATE, JOINT	E11	52	7	ROTOR, CAM PULSE	D4	29	5
PACKING, LENS	H4	90	9	PLATE, PGM-FI UNIT SETTING	G7	77	7	RUBBER B, HANDLE WEIGHT	F6	60	11
	H5	91	8	PLATE, PILLION STEP CLICK	G13	83	14				
				PLATE, PORT	D1	26	3	RUBBER, CONTROL BOX	H15	101	16
				PLATE, REGISTERED NUMBER	I3	105	2	RUBBER, DAMPER	E5	46	11
								RUBBER, EX. PIPE MOUNTING	G11	81	11



PART NAME INDEX

K 6

Part name	Address	Page	Ref.	Part name	Address	Page	Ref.	Part name	Address	Page	Ref.
RUBBER, FUEL LID STOPPER	H4	90	14	SCREW, PAN, 5X16	H5	91	24	SHAFT B, CAM CHAIN TENSIONER..	D2	27	13
RUBBER, FUEL TANK	H13	99	2	SCREW, PAN, 5X19	H3	89	7	SHAFT COMP., BALANCER	E5	46	13
RUBBER, GEAR CHANGE PEDAL	G12	82	1	SCREW, PAN, 5X20	F3	57	22	SHAFT, GEARSHIFT FORK	E9	50	6
RUBBER, HEAT GUARD	G7	77	14	SCREW, PAN, 5X22	F3	57	23	SHELTER SET, TOP	G3	73	7
RUBBER, LICENSE LIGHT	H5	91	7	SCREW, PAN, 6X10	G11	81	16	SHIM J, FINAL REDUCTION THIRD			
RUBBER, LOWER COWL	H15	101	8	SCREW, PAN, 6X12	G13	83	21	GEAR	E8	49	29
RUBBER, L. DUCT	G8	78	17	SCREW, PAN, 6X14	G11	81	17	SHIM, TAPPET	D4	29	18
RUBBER, L. DUCT COVER SEAL ...	I1	103	2		H5	91	20		D5	30	18
RUBBER, L. FR. TANK MOUNTING ..	G4	74	7		I2	104	21		D6	31	18
RUBBER, MOUNTING	D1	26	9	SCREW, PAN, 6X20	F9	63	4	SHROUD COMP., L.	H13	99	6
	H5	91	2	SCREW, RIVET, 1.8X5	H11	97	19	SHROUD COMP., R.	H13	99	5
RUBBER, MUFFLER MOUNTING	G11	81	9	SCREW, SPECIAL, 5X8	G7	77	19	SLIDER, CHAIN	G16	86	11
RUBBER, OIL CUP	F4	58	5	SCREW, SPECIAL, 6MM	I2	104	22	SOCKET COMP., L.	H4	90	7
	F14	68	13				23	SOCKET COMP., R.	H4	90	4
RUBBER, POSITION LIGHT	G3	73	1	SCREW, SPECIAL, 6X16	G16	86	18	SPACER, FR. FORK	F11	65	12
RUBBER, PROTECTOR	G6	76	4	SCREW, SPECIAL, 6X8	G6	76	16	SPANNER, 10X12	H12	98	10
RUBBER, PROTECTOR MOUNTING ...	G11	81	6	SCREW, TAPPING, 3X12	H4	90	15	SPANNER, 8X12	H12	98	9
	G13	83	1	SCREW, TAPPING, 3X16	F2	56	6	SPANNER, PIN	H12	98	5
RUBBER, PROTECTOR PACKING	H4	90	1		F6	60	25	SPINDLE COMP., GEARSHIFT	E9	50	9
RUBBER, RADIATOR MOUNTING	H13	99	12	SCREW, TAPPING, 4X10	G3	73	14	SPRING ASSY., BRAKE PEDAL	G12	82	7
RUBBER, RR. FENDER CUSHION ...	F9	63	2		G8	78	20	SPRING SET, CLUTCH LEVER	F3	57	13
RUBBER, RR. TANK MOUNTING	G4	74	8		H3	89	11	SPRING, CARBON BRUSH	D16	41	5
RUBBER, R. DUCT	G8	78	16		H6	92	26	SPRING, CLUTCH	D10	35	14
RUBBER, R. DUCT COVER SEAL ...	I1	103	1		I2	104	29	SPRING, CLUTCH LEVER	D9	34	6
RUBBER, R. FR. TANK MOUNTING ...	G4	74	12	SCREW, TAPPING, 4X12	F1	55	10	SPRING, CLUTCH PLATE	D10	35	6
RUBBER, SEAT CUSHION	G6	76	8		G8	78	21	SPRING, EX. VALVE	D4	29	11
RUBBER, SEPARATOR MOUNTING ...	H11	97	18		H4	90	17	SPRING, FR. FORK	F10	64	2
RUBBER, SHOCK	H7	93	7	SCREW, TAPPING, 4X14	H4	90	16	SPRING, GEARSHIFT DRUM STOPPER	E9	50	8
RUBBER, SPACER	G3	73	6	SCREW, TAPPING, 4X16	H5	91	25	SPRING, IN. VALVE INNER	D4	29	10
	H5	91	19	SCREW, TAPPING, 4X18	G7	77	18	SPRING, IN. VALVE OUTER	D4	29	9
RUBBER, SPEEDOMETER MOUNTING ..	F2	56	3	SCREW, TAPPING, 5X14	F2	56	7	SPRING, KICK STARTER STOPPER ..	G13	83	2
RUBBER, THERMOSTAT	E10	51	2		H16	102	7	SPRING, LOCK KEY SETTING	G6	76	5
RUBBER, WINKER MOUNTING	H4	90	11	SCREW, TAPPING, 5X20	G7	77	22	SPRING, L. STEP RETURN	G13	83	9
				SCREW, TORX	E11	52	9	SPRING, PAD	F11	65	4
[S]				SEAL RING, INJECTOR	E11	52	16		F16	70	4
					E13	54	3	SPRING, R. STEP RETURN	G13	83	7
SCREW-WASHER, 4X12	F5	59	37	SEAL SET, FR. FORK	F10	64	14	SPRING, SHIFT RETURN	E9	50	11
	F15	69	32	SEAL SET, PISTON	F11	65	1	SPRING, SIDE STAND	G15	85	6
SCREW-WASHER, 4X6	H14	100	39				2	SPRING, STOP SWITCH	G12	82	5
SCREW-WASHER, 5X12	D16	41	15		F16	70	2	SPROCKET, CAM	D7	32	1
SCREW-WASHER, 5X22	F1	55	9	SEAL, FUEL TANK	G4	74	11	SPROCKET, DRIVE	E7	48	18
SCREW-WASHER, 5X25	F6	60	16	SEAL, OUTER	G4	74	21	SPROCKET, FINAL DRIVEN	G1	71	2
SCREW, 5X13.5	F1	55	6	SEAL, VALVE STEM	D4	29	1	SPROCKET, OIL PUMP DRIVE	D10	35	1
SCREW, BLEEDER	F4	58	2				2	SPROCKET, OIL PUMP DRIVEN	E1	42	3
	F11	65	6	SEAT ASSY., PILLION	G6	76	14	SPROCKET, TIMING	E5	46	14
	F16	70	10	SEAT ASSY., SINGLE	G6	76	6	STATOR COMP.	D14	39	3
SCREW, FLAT, 3X16	F3	57	17	SEAT B, CLUTCH SPRING	D10	35	13	STAY A, UPPER COWL	H15	101	6
SCREW, OVAL, 6X60	F6	60	23	SEAT, CLUTCH LIFTER	D10	35	10	STAY COMP., L. STEERING DAMPER	F7	61	4
SCREW, PAN, 4X10	F3	57	16	SEAT, CLUTCH SPRING	D10	35	12	STAY COMP., R. STEERING DAMPER	F7	61	3
SCREW, PAN, 4X25	H10	96	15	SEAT, JUDDER SPRING	D10	35	7	STAY, CLUTCH CABLE	F6	60	15
SCREW, PAN, 4X32	F3	57	20	SEAT, VALVE SPRING	D4	29	14	STAY, FR. MASTER CYLINDER	F4	58	23
SCREW, PAN, 4X45	F3	57	21				15	STAY, HARNESS CLIP	D9	34	9
SCREW, PAN, 5MM	G7	77	7	SENSOR ASSY., AIR TEMP	G7	77	16	STAY, HEAT GUARD RUBBER	H11	97	4
SCREW, PAN, 5X13	F1	55	7	SENSOR ASSY., MAP	G7	77	15	STAY, L. LICENSE LIGHT	H5	91	18
SCREW, PAN, 5X15	F15	69	27	SENSOR ASSY., SPEED	E3	44	12	STAY, L. UNDER COWL	I2	104	16
	G6	76	19	SENSOR ASSY., WATER TEMP	E10	51	14	STAY, MIDDLE COWL	I2	104	17
	G13	83	22	SENSOR COMP., BANK ANGLE	H10	96	7	STAY, RADIATOR LOWER	H13	99	19
	I2	104	25	SENSOR, KNOCK	D8	33	3	STAY, R. LICENSE LIGHT	H5	91	17
			26	SENSOR, OXYGEN	G11	81	14	STAY, R. UNDER COWL	I2	104	15



PART NAME INDEX

K 7

Part name	Address	Page	Ref.	Part name	Address	Page	Ref.	Part name	Address	Page	Ref.
STAY, STEP HEAT GUARD	F15	69	24	TUBE A, BREATHER	G4	74	13	WASHER, 8.5X38	G11	81	23
STAY, VACUUM TANK	G8	78	7	TUBE B, BREATHER	G4	74	14	WASHER, CHAIN SLIDER	G16	86	12
STAY, WIRE	E11	52	3	TUBE, 3.5X110	E12	53	28	WASHER, CHANGE PEDAL WAVE	G12	82	11
STEM SUB ASSY., STEERING	F8	62	2		G5	75	32	WASHER, DRAIN PLUG, 12MM	E1	42	21
STOPPER COMP., GEARSHIFT DRUM	E9	50	7	TUBE, 3.5X140	G8	78	23	WASHER, DRUM STOPPER	E9	50	15
STOPPER, SPRING SEAT	F10	64	4	TUBE, 3.5X160	E12	53	29	WASHER, LOCK, 28MM	E8	49	28
STOPPER, TERMINAL	D16	41	10	TUBE, 3.5X170	E12	53	30	WASHER, LOCK, 30MM	E8	49	27
STRAINER COMP., OIL	E1	42	6		G9	79	24	WASHER, NEUTRAL	E4	45	26
STRIPE A, L. MIDDLE COWL	I4	106	5	TUBE, 3.5X30	G8	78	22	WASHER, OIL BOLT	F5	59	34
STRIPE A, L. TOP SHELTER	I4	106	9	TUBE, 3.5X300	G9	79	25		F15	69	30
STRIPE A, R. MIDDLE COWL	I4	106	4	TUBE, 3.5X50	E12	53	26	WASHER, PLAIN, 4MM	H4	90	19
STRIPE A, R. TOP SHELTER	I4	106	8	TUBE, 3.5X830	E11	52	2	WASHER, PLAIN, 5MM	F2	56	8
STRIPE B, L. MIDDLE COWL	I4	106	7	TUBE, 3.5X90	E12	53	27		G11	81	22
STRIPE B, L. TOP SHELTER	I5	107	11	TUBE, 4.5X90	G5	75	33		H6	92	29
STRIPE B, R. MIDDLE COWL	I4	106	6	TUBE, 5X510	H14	100	44	WASHER, PLAIN, 6MM	G14	84	27
STRIPE B, R. TOP SHELTER	I4	106	10	TUBE, 5.3X550	H14	100	45		H5	91	23
SUB HARNESS, ENGINE	E3	44	9	TUBE, 8X33	G5	75	34	WASHER, PLAIN, 8MM	G11	81	26
SUB HARNESS, FR.	H10	96	3	TUBE, 8X380	G5	75	35		G12	82	15
SUB HARNESS, IGNITION	H10	96	2	TUBE, AIR SUCTION	G10	80	3		G14	84	28
SUB HARNESS, INTAKE DUCT				TUBE, AIR SUCTION UPPER	G10	80	2	WASHER, PLAIN, 9MM	D2	27	18
CONTROL	H10	96	6	TUBE, DRAIN	G4	74	16	WASHER, SCREEN SETTING	H15	101	2
SUB HARNESS, RR.	H10	96	5	TUBE, ENGINE BREATHER	G7	77	12	WASHER, SEALING, 24MM	D2	27	17
SUB HARNESS, THROTTLE	H10	96	4	TUBE, OUTER	F10	64	5	WASHER, SEALING, 34.5MM	E1	42	19
SUSPENSION, SOLENOID VALVE	G10	80	5	TUBE, RESERVE TANK	H13	99	17	WASHER, SEALING, 6MM	D7	32	18
SUSPENSION, WINKER RELAY	H10	96	11	TUBE, RESONATOR	G8	78	13		D9	34	11
			12	TUBE, WATER	H14	100	32	WASHER, SEALING, 6.5MM	D2	27	19
SWINGARM SUB ASSY.	G16	86	13						D15	40	9
SWITCH ASSY., COMBINATION & LOCK	F6	60	3	[V]					E4	45	28
SWITCH ASSY., ENGINE STOP	F3	57	4	VALVE ASSY., BYPASS CONTROL				WASHER, SEALING, 7MM	E4	45	27
SWITCH ASSY., FR. STOP	F4	58	1		G8	78	5	WASHER, SEAT LOCK	G6	76	13
SWITCH ASSY., NEUTRAL	E3	44	10	VALVE ASSY., EX. AIR INJECTION	G10	80	6	WASHER, SIDE STAND PIVOT	G15	85	5
SWITCH ASSY., OIL PRESSURE	E3	44	11	VALVE COMP., REED	D1	26	5	WASHER, SPECIAL, 10MM	F10	64	17
SWITCH ASSY., RR. STOP	G12	82	4	VALVE, EX.	D4	29	7	WASHER, SPECIAL, 12MM	E10	51	17
SWITCH ASSY., STARTER MAGNETIC	H7	93	6	VALVE, INTAKE AIR SHOT AIR				WASHER, SPECIAL, 24X12X2.3	H11	97	17
SWITCH ASSY., WINKER	F3	57	5	VALVE, IN.	G8	78	8	WASHER, SPLINE, 28MM	E8	49	26
SWITCH SET, CLUTCH	F3	57	6	VALVE, IN.	D4	29	6	WASHER, SPLINE, 28X34X1.5	E7	48	22
SWITCH SET, SIDE STAND	G15	85	1	VALVE, RIM	F13	67	2	WASHER, SPLINE, 30MM	E8	49	25
					G1	71	12	WASHER, SPLINE, 30X36X1.5	E7	48	21
[T]				[W]				WASHER, STEERING STEM	F8	62	6
TAILLIGHT UNIT	H5	91	4	WASHER	D16	41	11	WASHER, THRUST, 20MM	E8	49	30
TANK COMP., VACUUM	G8	78	6	WASHER A, BALANCER SIDE	E6	47	17	WASHER, THRUST, 22.1X42X3	D12	37	11
TANK SET, FUEL	G4	74	3	WASHER B, BALANCER SIDE	E6	47	18	WASHER, THRUST, 24MM	E7	48	20
TANK, RADIATOR RESERVE	H13	99	16	WASHER, 10MM	G1	71	19	WASHER, THRUST, 28MM	E8	49	23
TAPE, TANK GUARD	G4	74	4	WASHER, 10X25X4	D14	39	5	WASHER, THRUST, 28.2X56X2	D10	35	17
TAPE, TANK PROTECTOR	G4	74	5	WASHER, 10X28X1	D12	37	8	WASHER, THRUST, 5MM	H3	89	9
TENSIONER COMP. A, CAM CHAIN	D7	32	3	WASHER, 10.2MM	E8	49	24		H15	101	14
TENSIONER COMP. B, CAM CHAIN	D7	32	6	WASHER, 10.5X31.8	D12	37	9	WASHER, WAVE	D12	37	10
THERMOSTAT	E10	51	6	WASHER, 14MM	E9	50	16	WEIGHT B, STEERING HANDLE	F6	60	9
THREAD B, STEERING HEAD TOP	F8	62	5	WASHER, 15.2X25	G12	82	12	WEIGHT, BALANCE	F13	67	1
THREAD COMP., STEERING STEM	F8	62	3	WASHER, 23X37X2.5	G1	71	18		G1	71	10
THROTTLE BODY ASSY.	E11	52	4		H1	87	22	WEIGHT, BALANCER	E5	46	10
			5	WASHER, 25.1X37X3.2	D10	35	18	WEIGHT, STEERING HANDLE	F6	60	10
TIRE, FR.	F13	67	8	WASHER, 6MM	D7	32	17	WHEEL SUB ASSY., FR.	F13	67	7
TIRE, RR.	G1	71	11		F7	61	12	WHEEL SUB ASSY., RR.	G1	71	9
T-JOINT, FUEL	E13	54	6	WASHER, 6X16	F5	59	33	WINDSCREEN SET	H15	101	5
TUBE	E11	52	13	WASHER, 6.5X25X1.5	G5	75	29	WINKER ASSY., L. RR.	H4	90	12
			14					WINKER ASSY., R. RR.	H4	90	8
								WRENCH, EYE, 19MM	H12	98	12
								WRENCH, EYE, 32	H12	98	7



PART NAME INDEX

K 8

Part name	Address	Page	Ref.	Part name	Address	Page	Ref.	Part name	Address	Page	Ref.
WRENCH, HEX., 5MM	H12	98	8								

YUMBO-JP.COM

5