



**CB1100CA / CB1100NA / CB1100NAD
CB1100TAD**

YUMBO-JP.COM

CB1100CA_K
CB1100NA_K
CB1100NAD_K
CB1100TAD_K

PARTS CATALOGUE

1

YUMBO-JP.COM

FOREWORD INDEX

1

ENGINE GROUP

2

FRAME GROUP

3

PART NUMBER INDEX

4

PART NAME INDEX

5

YUMBO-JP.COM

Instruction for use of parts catalogue

- **This parts catalogue has been created as of November 01, 2018.**
 - Since this date, the sales practice for repair parts may have been changed or the parts may have been eliminated (listed for those not for sale).
 - The modified information is reflected on the latest Electronic Parts Catalogue (EPC). Also, refer to the parts catalogue news for any change.
 - See the parts catalogue news for any revision that is made after November 01, 2018.
- **Always specify the part number when ordering a part.**
 - Check the model, type, serial numbers, color, maker, and the size as needed before ordering a part.
 - Note that the illustrations (part drawings) can differ from the actual parts in shape. They are given just to help you to refer to the parts.
- **When modifications or additions to this parts catalogue are made, a revised edition will be issued at an appropriate time, with successively progressing revision numbers on the cover. We recommend obtaining such revisions in order to keep your parts catalogue up-to-date at all times. To check whether a parts catalogue revision has been issued, please contact your Honda distributor.**

Initial version issue date
November 01, 2018
Honda Motor Co., Ltd.

CONTENTS

	Page
● Instruction for use of parts catalogue	1
● How to refer to the part information	2
● Part catalogue structure	3
● When the parts were revised	5
● Abbreviations used in the parts catalogue	5
● Part block and serial number check	6
● Color label attachment position check	6
● Models, parts catalogue codes and applicable serial numbers	7
● Color label	8
● Color chart	9
● Fuel hose, general purpose hoses and vinyl hose	20
● FLAT RATE SERVICE TIME	24
● Illustrated index	29
● ENGINE GROUP	39
● FRAME GROUP	69
● PART NO. INDEX	156
● PART NAME INDEX	162

1

2

3

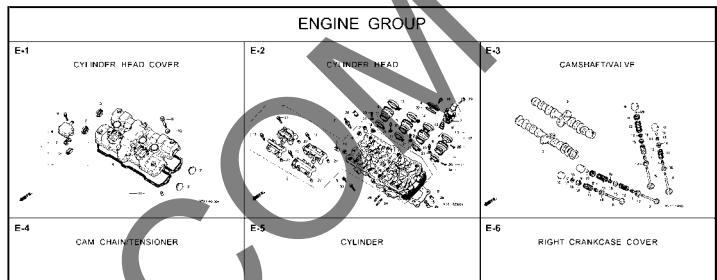
4

5

1

How to refer to the part information

A Reference with "Illustrated index"

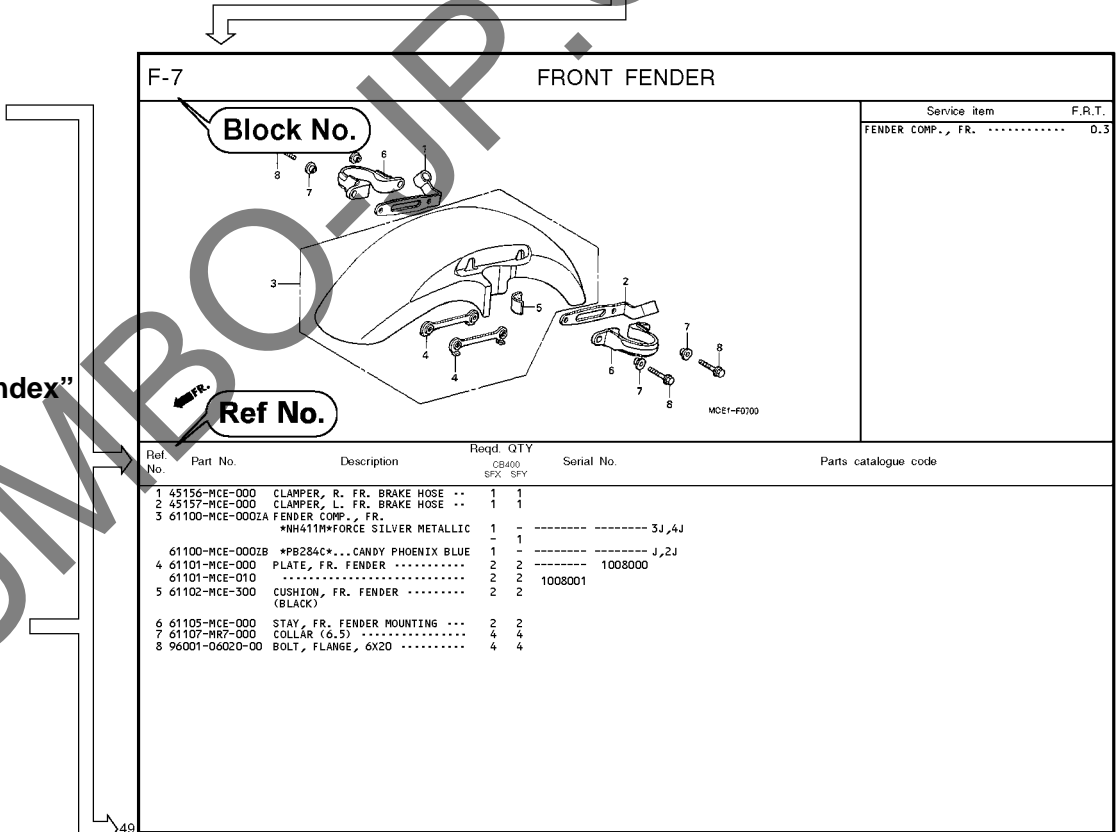


B Reference with "Part number index"

PART NO. INDEX			
Part Number	Page	Ref.	
04000			13323-MY9-751 28 10
			13324-MY9-751 28 10
04911-MCE-000	26	1	13325-MY9-751 28 10
			13327-MY9-751 28 10
06000			14000
06405-MY5-P00	67	3	14100-MCE-000 13 2
06405-MY5-P10	67	3	14200-MCE-000 13 3
06410-MY9-860	56	1	14321-MCE-000 16 2
06435-MCE-006	55	1	14401-MCE-003 16 3
06451-166-405	51	2	14510-MCE-000 16 4
06451-443-405	55	2	14520-MY9-691 16 5
06451-MA7-405	51	1	14524-MY9-690 16 6
06455-MCE-006	51	3	14546-MCE-000 16 7
			14620-MY9-691 16 8
			14711-MCE-000 13 4
11000			14712-MCE-000 13 5
11210-MCE-000	25	1	14721-MCE-000 13 6
11330-MCE-305	18	1	14722-MCE-000 13 7
11333-RT3-000	22	1	14730-MCE-000 13 8
11335-MCE-000	18	2	14731-MCE-000 13 9
11360-MCE-000	23	1	14731-MY9-751 13 10
11365-MCE-000	23	2	14751-MY2-000 13 11
11396-MY9-000	18	3	14751-MCE-000 13 12
11631-MCE-000	21	1	14761-MCE-000 13 13
11691-MY9-000	21	2	

C Reference with "Part name index"

PART NAME INDEX			
Part name	Page	Ref.	
[A]			
ADJUSTER, CHAIN	67	5	BOLT, CHANGE
ARM COMP., GEAR CHANGE	64	3	BOLT, CLUTCH
ARM, L. MAIN STEP	65	8	BOLT, CONNECT
ARM, L. PILLION STEP	65	12	BOLT, DISK
ARM, R. MAIN STEP	65	5	BOLT, DRAIN F
ARM, R. PILLION STEP	65	11	BOLT, FLANGE
AUTO COCK ASSY., FUEL	53	2	BOLT, FLANGE
AXLE, FR. WHEEL	52	5	BOLT, FLANGE
AXLE, RR. WHEEL	56	3	BOLT, FLANGE
[B]			
BAG, AIR PRESSURE GAUGE	77	4	BOLT, FLANGE
BAG, SERVICE BOOK	77	1	BOLT, FLANGE
BAG, TOOL	77	3	BOLT, FLANGE
BALL, STEEL	65	20	BOLT, FLANGE
BAND A, INSULATOR	11	11	BOLT, FLANGE
BAND B, INSULATOR	11	12	BOLT, FLANGE
BAND, AIR CLEANER CONNECTING TUBE	62	22	BOLT, FLANGE
BAND, U-LOCK	70	3	BOLT, FLANGE
BAND, WIRE	26	14	
	63	21	
	74	18	



Page No.

2000.09.01 E

Part catalogue structure

① FRONT FENDER

③

Ref. No.	Part No.	Description	Reqd. QTY		Serial No.	Parts catalogue code
			CB400 SFX	SFY		
1	45156-MCE-000	CLAMPER, R. FR. BRAKE HOSE ..	1	1		
2	45157-MCE-000	CLAMPER, L. FR. BRAKE HOSE ..	1	1		
3	61100-MCE-000ZA	FENDER COMP., FR. *NH411M*FORCE SILVER METALLIC	1	-	3J, 4J	
	61100-MCE-000ZB	*PB284C*...CANDY PHOENIX BLUE	1	-	4, 2J	
4	61101-MCE-000	PLATE, FR. FENDER	2	2	1008000	
	61101-MCE-010	2	2	1008001	
5	61102-MCE-300	CUSHION, FR. FENDER	2	2		
		(BLACK)				

① Block title ② Block number

③ Service item/Flat rate time

④ Reference number

- Title number marked with the parenthesis or parentheses indicates that it continues from the previous page.

⑤ Part number ⑥ Honda color code

⑦ Description

⑧ Assemblies

- Sections framed with broken lines in the exploded view drawings are available as complete assemblies. (Their individual parts can also be obtained.)

⑨ Color description

⑩ Note

- Notes are shown with the parentheses in the part name column.

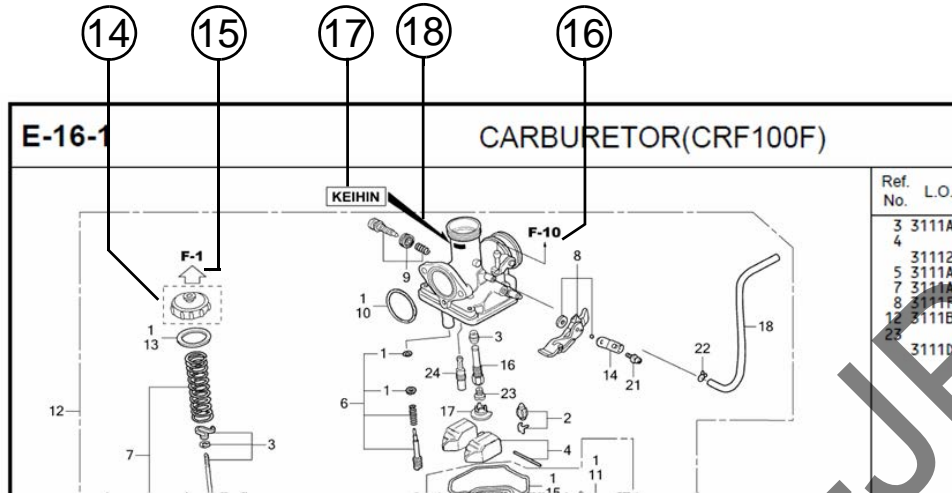
⑪ Required quantity

- Reqd. QTY shown in the parenthesis or parentheses indicates the optional part.
- Reqd. QTY marked with "N" indicates the optional part that should be selected as needed.
- Reqd. QTY indicates the number of the part used in the block.

⑫ Serial number

⑬ Parts catalogue code

- When the parts catalogue code column is blank, it indicates that the part is applicable to all codes.



⑭
 • Parts enclosed within a dotted line are covered in a different block.

⑮
 • A hollow arrow indicates the block No. for the parts enclosed within a dotted line .


⑯
 • A solid arrow indicates the block No. the part in question is connected to.

⑰ **Replacement Identification Information for Designated Part No.**

⑱ **Location of Replacement Identification Information for Designated Part No.**

- If an arrow mark is indicated in 18, the part is incompatible with a different part No.
- Make sure to order the part of the same manufacture, including the component part.
- To make an order, indicate the part No., which includes the symbol displayed on the applicable section of the part to be replaced.

When the parts were revised



Ref. No.	Part No.	Description	Reqd. QTY		Serial No.
			CB400	SFX SFY	
1	45156-MCE-000	CLAMPER, R. FR. BRAKE HOSE ..	1	1	
2	45157-MCE-000	CLAMPER, L. FR. BRAKE HOSE ..	1	1	
3	61100-MCE-000ZA	FENDER COMP., FR. *NH411M*FORCE SILVER METALLIC	1	-	-----3J,4J
	61100-MCE-000ZB	*PB284C*...CANDY PHOENIX BLUE	1	-	-----J,2J
4	61101-MCE-000	PLATE, FR. FENDER (###).....	2	2	-----1008000
	61101-MCE-010	2	2	-----1008001
5	61102-MCE-300	CUSHION, FR. FENDER (BLACK)	2	2	
6	61105-MCE-000	STAY, FR. FENDER MOUNTING ...	2	2	
7	61107-MR7-000	COLLAR (6,5)	4	4	
8	96001-06020-00	BOLT, FLANGE, 6X20	4	4	

The number has been used from the initial model without revision.

When shown at the left side, it is applicable to the models of No.1008001 and the subsequent numbers.

When shown at the right side, it is applicable to the models up to No.1008000.

The parts listed with "###" at the end of the parts name have limited supply period (parts not for sale).

Abbreviations used in the parts catalogue

RIGHT is abbreviated as "R."



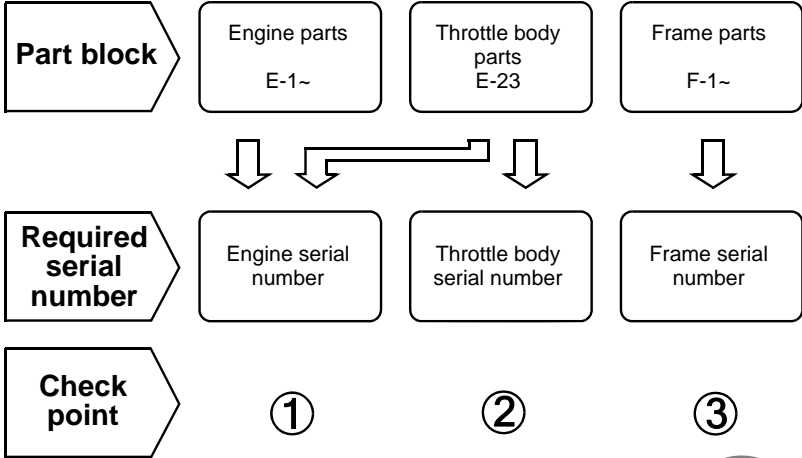
"L." stands for LEFT

* "L." or "R." in the description of a part stands for the LEFT hand side or the RIGHT hand side. Determine the left or right as if you were in the motorcycle seat.


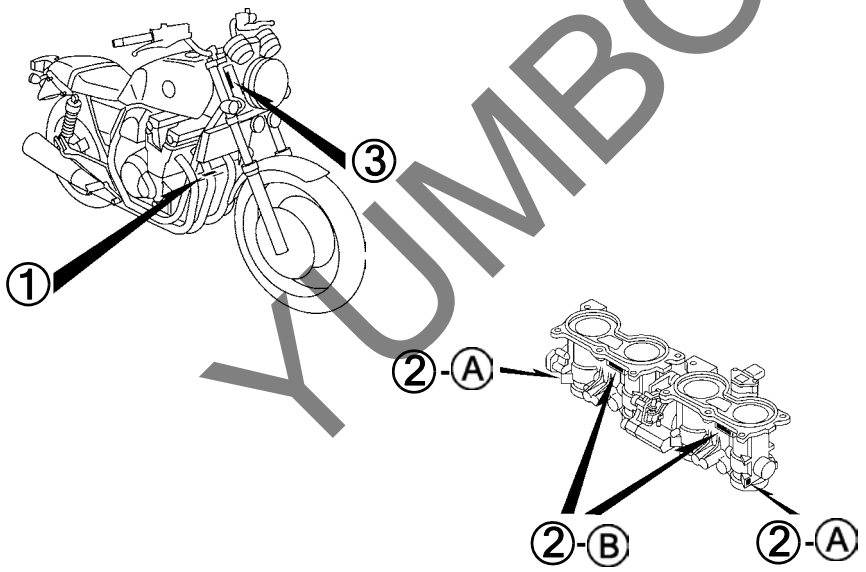
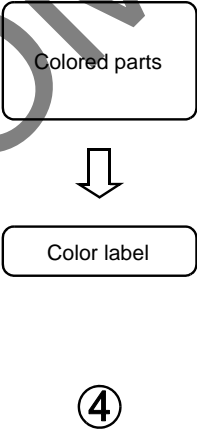
The following abbreviations are used in this parts catalogue.

A Ampere	L.Left
ABS Anti-lock brake system	L (100L) .Link (100 Links)
A.C. Alternating current	L.E.D.Light emitted diode
A.M. Attaching mark	MMMillimeter
ASSY. Assembly	MPHMiles per hour
C.D.I. Capacitive discharge ignition	R.Right
COMP. ... Complete	RR.Rear
CP. Candle power	STD.Standard
D.C. Direct current	T (22T) ...Tooth (22 Teeth)
EX. Exhaust	TCSTraction control system
FR. Front	T.M.Transcript mark
G Gram	VVolt
HEX. Hexagonal	WWatt
IN. Inlet	WLWith labelling
KPH Kilometers per hour	WOLWithout labelling

Part block and serial number check



Color label attachment position check



Models, parts catalogue codes and applicable serial numbers

Models, parts catalogue codes and applicable serial Nos. given in this parts catalogue can be identified as follows.
 Parts with parts catalogue codes are exclusive for models destined for countries designated.
 If no area codes are listed, parts are for common use.

Model	Area code	Type	Applicable engine serial No.	Applicable frame serial No.	Applicable throttle body identification No.
CB1100CAk	E	England	SC65E-5600001~	JH2SC78A*KK200001~	GQ8HA A
	ED	European direct sales	SC65E-5600001~	JH2SC78A*KK200001~	
	FO	Taiwan	SC65E-5600001~	JH2SC659*KK500001~	
	GS	GCC Countries	SC65E-5600001~	JH2SC653*KK400001~	GQ8FA A
	KO	Korea	SC65E-5600001~	JH2SC65K*KK200001~	GQ8HA A
	RU	Russia	SC65E-5600001~	JH2SC65L*KK500001~	GQ8FA A
CB1100NAk	2E	England	SC65E-5600001~	JH2SC78B*KK200001~	GQ8HA A
	2ED	European direct sales	SC65E-5600001~	JH2SC78B*KK200001~	
	2FO	Taiwan	SC65E-5600001~	JH2SC659*KK500001~	
	2GS	GCC Countries	SC65E-5600001~	JH2SC654*KK400001~	GQ8FA A
	2KO	Korea	SC65E-5600001~	JH2SC65K*KK200001~	GQ8HA A
	2RU	Russia	SC65E-5600001~	JH2SC65L*KK500001~	GQ8FA A
	2TH	Thailand	SC65E-5600001~	JH2SC65T*KK400001~	GQ8HA A
	E	England	SC65E-5600001~	JH2SC78B*KK200001~	
	ED	European direct sales	SC65E-5600001~	JH2SC78B*KK200001~	
	FO	Taiwan	SC65E-5600001~	JH2SC659*KK500001~	
	GS	GCC Countries	SC65E-5600001~	JH2SC654*KK400001~	
	KO	Korea	SC65E-5600001~	JH2SC65K*KK200001~	
	RU	Russia	SC65E-5600001~	JH2SC65L*KK500001~	
	CB1100NADk	2CH	China	SC65E-5600001~	JH2SC65R*KK400001~
CH		China	SC65E-5600001~	JH2SC65R*KK400001~	
CB1100TADk	CH	China	SC65E-5600001~	JH2SC65R*KK400001~	

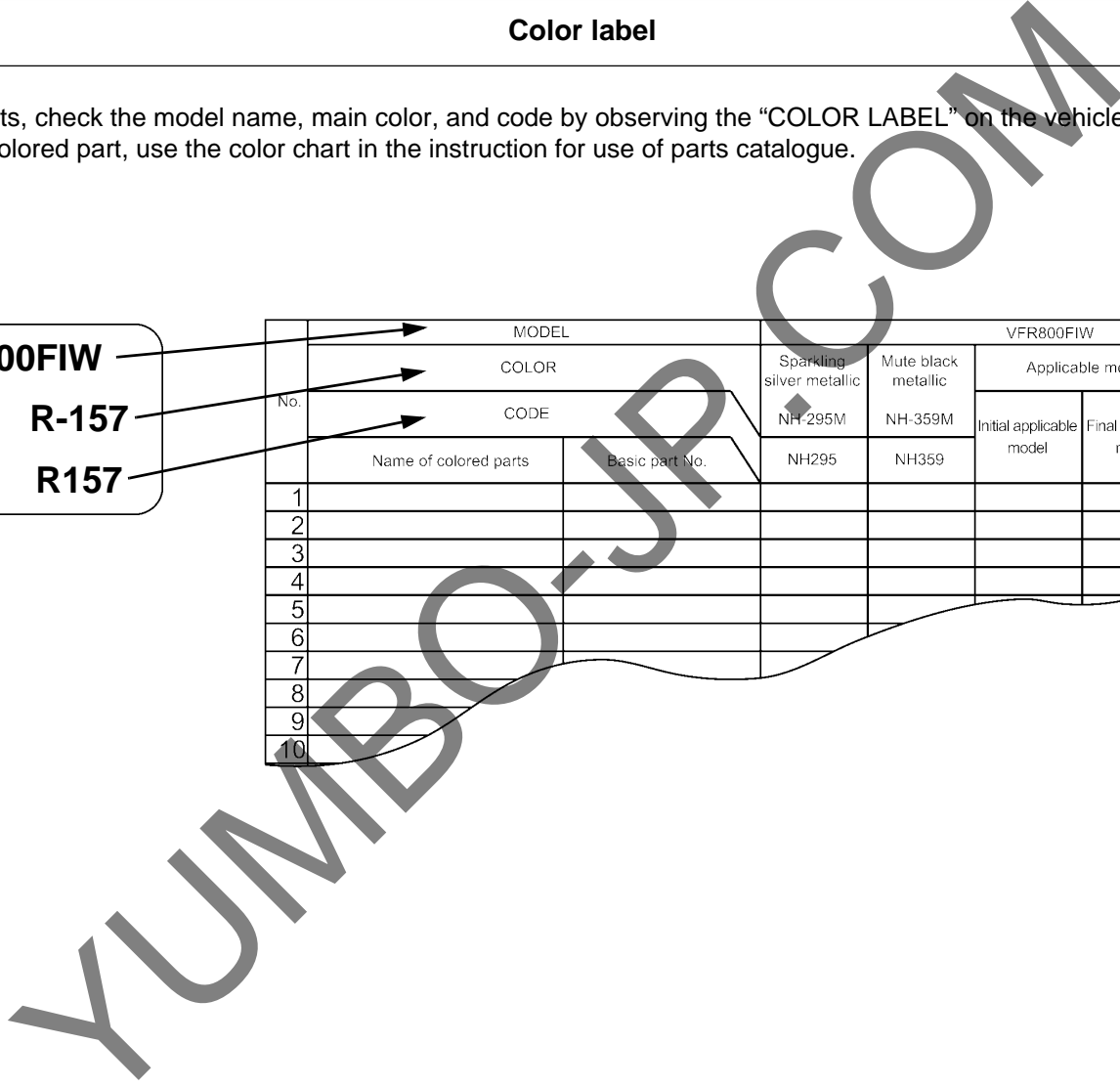
* Of carburetor/throttle body identification numbers, only the portions underlined in the example below are used for registration.

GQ 8HA A KC 7
 (A) (B)

Color label

- When ordering parts, check the model name, main color, and code by observing the "COLOR LABEL" on the vehicle.
- When ordering a colored part, use the color chart in the instruction for use of parts catalogue.

<p>VFR800FIW</p> <p>COLOR R-157</p> <p>CODE R157</p>	MODEL		VFR800FIW					
	No.	COLOR	Sparkling silver metallic	Mute black metallic	Applicable model		Applicable block No.	Re
		CODE	NH-295M	NH-359M	Initial applicable model	Final applicable model		
Name of colored parts	Basic part No.	NH295	NH359					
1								
2								
3								
4								
5								
6								
7								
8								
9								
10								



Color chart

- When ordering a colored part, refer to the chart below and use a part number consisting of the relevant basic part number to which has been added a part color code.

CB1100CA (CB1100CAK).....E,ED,KO,RU

No.	MODEL		CB1100CAK					
	COLOR		Pearl hawkseye blue PB-409P	Candy chromosphere red R-381C	Applicable model		Applicable block No.	Ref.No.
	CODE				Initial applicable model	Final applicable model		
	Name of colored parts	Basic part No.	PB409	R381				
1	BODY SET, FRAME	50010-MGC-JB0	ZA	ZA			F-39	3
2	COVER SET, L. SIDE	83700-MGC-JQ0	ZB	ZA			F-24	8
3	COVER SET, R. SIDE	83600-MGC-JQ0	ZB	ZA			F-24	4
4	FENDER COMP. A, RR.	80100-MGC-JQ0	ZB	ZA			F-34-1	7
5	FENDER COMP., FR.	61100-MGC-JQ0	ZB	ZA			F-10	2
6	SEAT ASSY., DOUBLE	77200-MGC-JQ1	ZA	ZA			F-23-1	4
7	TANK ASSY., FUEL	17500-MGC-JQ0	ZB	ZC			F-21-1	3

CB1100CA (CB1100CAK).....FO,GS

No.	MODEL		CB1100CAK					Ref.No.
	COLOR		Pearl hawkseye blue PB-409P	Candy chromosphere red R-381C	Applicable model		Applicable block No.	
	CODE		PB409	R381	Initial applicable model	Final applicable model		
	Name of colored parts	Basic part No.						
1	BODY SET, FRAME	50010-MGC-JB0	ZA	ZA			F-39	3
2	COVER SET, L. SIDE	83700-MGC-JQ0	ZB	ZA			F-24	8
3	COVER SET, R. SIDE	83600-MGC-JQ0	ZB	ZA			F-24	4
4	FENDER COMP. A, RR.	80100-MGC-JQ0	ZB	ZA			F-34-1	7
5	FENDER COMP., FR.	61100-MGC-JQ0	ZB	ZA			F-10	2
6	SEAT ASSY., DOUBLE	77200-MGC-JQ1	ZA	ZA			F-23-1	4
7	TANK ASSY., FUEL	17500-MGC-JQ0	ZB	ZC			F-21-1	3

CB1100NA (CB1100NAK).....2E,2ED,2KO,2RU

No.	MODEL		CB1100NAK				
	COLOR		Darkness black metallic NH-463M	Applicable model		Applicable block No.	Ref.No.
	CODE			Initial applicable model	Final applicable model		
	Name of colored parts	Basic part No.	NH463				
1	BODY SET, FRAME	50010-MGC-JD0	ZA			F-39	3
2	FENDER COMP., FR.	61100-MGC-JT0	ZA			F-10-1	1
3	SEAT ASSY., DOUBLE	77200-MGC-JD1	ZA			F-23-1	3
4	TANK ASSY., FUEL	17500-MGC-JT0	ZA			F-21-1	3
5	WHEEL SUB ASSY., FR.	44650-MGC-JD0	ZA			F-14-41	7
6	WHEEL SUB ASSY., RR.	42650-MGC-JD0	ZA			F-19-41	10

YUMBO-JP.COM

CB1100NA (CB1100NAK).....2FO,2GS

No.	MODEL		CB1100NAK				Ref.No.
	COLOR		Darkness black metallic NH-463M	Applicable model		Applicable block No.	
	CODE			Initial applicable model	Final applicable model		
	Name of colored parts	Basic part No.	NH463				
1	BODY SET, FRAME	50010-MGC-JD0	ZA			F-39	3
2	FENDER COMP., FR.	61100-MGC-JT0	ZA			F-10-1	1
3	SEAT ASSY., DOUBLE	77200-MGC-JD1	ZA			F-23-1	3
4	TANK ASSY., FUEL	17500-MGC-JT0	ZA			F-21-1	3
5	WHEEL SUB ASSY., FR.	44650-MGC-JD0	ZA			F-14-41	7
6	WHEEL SUB ASSY., RR.	42650-MGC-JD0	ZA			F-19-41	10

CB1100NA (CB1100NAK).....2TH

No.	MODEL		CB1100NAK				
	COLOR		Darkness black metallic NH-463M	Applicable model		Applicable block No.	Ref.No.
	CODE			Initial applicable model	Final applicable model		
	Name of colored parts	Basic part No.	NH463				
1	BODY SET, FRAME	50010-MGC-JD0	ZA			F-39	3
2	FENDER COMP., FR.	61100-MGC-JT0	ZA			F-10-1	1
3	LABEL, HELMET INFORMATION	87700-KPP-T01	ZA			F-49	16
4	SEAT ASSY., DOUBLE	77200-MGC-JD1	ZA			F-23-1	3
5	TANK ASSY., FUEL	17500-MGC-JT0	ZA			F-21-1	3
6	WHEEL SUB ASSY., FR.	44650-MGC-JD0	ZA			F-14-41	7
7	WHEEL SUB ASSY., RR.	42650-MGC-JD0	ZA			F-19-41	10

1

YUMBO JRCOM

CB1100NA (CB1100NAK).....E,ED,KO,RU

No.	MODEL		CB1100NAK					Ref.No.
	COLOR		Mat beta silver metallic	Pearl hawkseye blue	Applicable model		Applicable block No.	
	CODE		NH-C08M	PB-409P	Initial applicable model	Final applicable model		
	Name of colored parts	Basic part No.	NHC08	PB409				
1	BODY SET, FRAME	50010-MGC-JD0	ZA	ZA			F-39	3
2	FENDER COMP., FR.	61100-MGC-JD0	ZA	ZA			F-10-1	1
3	SEAT ASSY., DOUBLE	77200-MGC-JD1	ZA	ZA			F-23-1	3
4	STRIPE, FUEL TANK	86173-MGC-JR0	ZA	-			F-50-1	3
5	TANK ASSY., FUEL	17500-MGC-JR0	ZA	-			F-21-1	3
6	TANK ASSY., FUEL	17500-MGC-JT0	-	ZB			F-21-1	3
7	WHEEL SUB ASSY., FR.	44650-MGC-JD0	ZA	ZA			F-14-41	7
8	WHEEL SUB ASSY., RR.	42650-MGC-JD0	ZA	ZA			F-19-41	10

CB1100NA (CB1100NAK).....FO,GS

No.	MODEL		CB1100NAK					Ref.No.
	COLOR		Mat beta silver metallic	Pearl hawkseye blue	Applicable model		Applicable block No.	
	CODE		NH-C08M	PB-409P	Initial applicable model	Final applicable model		
	Name of colored parts	Basic part No.	NHC08	PB409				
1	BODY SET, FRAME	50010-MGC-JD0	ZA	ZA			F-39	3
2	FENDER COMP., FR.	61100-MGC-JD0	ZA	ZA			F-10-1	1
3	SEAT ASSY., DOUBLE	77200-MGC-JD1	ZA	ZA			F-23-1	3
4	STRIPE, FUEL TANK	86173-MGC-JR0	ZA	-			F-50-1	3
5	TANK ASSY., FUEL	17500-MGC-JR0	ZA	-			F-21-1	3
6	TANK ASSY., FUEL	17500-MGC-JT0	-	ZB			F-21-1	3
7	WHEEL SUB ASSY., FR.	44650-MGC-JD0	ZA	ZA			F-14-41	7
8	WHEEL SUB ASSY., RR.	42650-MGC-JD0	ZA	ZA			F-19-41	10

YUMBO.COM

CB1100NA (CB1100NAK).....TH

No.	MODEL		CB1100NAK				
	COLOR		Mat beta silver metallic NH-C08M	Applicable model		Applicable block No.	Ref.No.
	CODE			Initial applicable model	Final applicable model		
	Name of colored parts	Basic part No.	NHC08				
1	BODY SET, FRAME	50010-MGC-JD0	ZA			F-39	3
2	FENDER COMP., FR.	61100-MGC-JD0	ZA			F-10-1	1
3	LABEL, HELMET INFORMATION	87700-KPP-T01	ZA			F-49	16
4	SEAT ASSY., DOUBLE	77200-MGC-JD1	ZA			F-23-1	3
5	STRIPE, FUEL TANK	86173-MGC-JR0	ZA			F-50-1	3
6	TANK ASSY., FUEL	17500-MGC-JR0	ZA			F-21-1	3
7	WHEEL SUB ASSY., FR.	44650-MGC-JD0	ZA			F-14-41	7
8	WHEEL SUB ASSY., RR.	42650-MGC-JD0	ZA			F-19-41	10

CB1100NAD (CB1100NADK).....2CH

No.	MODEL		CB1100NADK				Ref.No.
	COLOR		Darkness black metallic NH-463M	Applicable model		Applicable block No.	
	CODE			Initial applicable model	Final applicable model		
	Name of colored parts	Basic part No.	NH463				
1	BODY SET, FRAME	50010-MGC-JD0	ZA			F-39	3
2	FENDER COMP., FR.	61100-MGC-JT0	ZA			F-10-1	1
3	SEAT ASSY., DOUBLE	77200-MGC-JD1	ZA			F-23-1	3
4	TANK ASSY., FUEL	17500-MGC-JT0	ZA			F-21-1	3
5	WHEEL SUB ASSY., FR.	44650-MGC-JD0	ZA			F-14-41	7
6	WHEEL SUB ASSY., RR.	42650-MGC-JD0	ZA			F-19-41	10

YUMBO-JP.COM

CB1100NAD (CB1100NADK).....CH

No.	MODEL		CB1100NADK				
	COLOR		Mat beta silver metallic NH-C08M	Applicable model		Applicable block No.	Ref.No.
	CODE			Initial applicable model	Final applicable model		
	Name of colored parts	Basic part No.	NHC08				
1	BODY SET, FRAME	50010-MGC-JD0	ZA			F-39	3
2	FENDER COMP., FR.	61100-MGC-JD0	ZA			F-10-1	1
3	SEAT ASSY., DOUBLE	77200-MGC-JD1	ZA			F-23-1	3
4	STRIPE, FUEL TANK	86173-MGC-JR0	ZA			F-50-1	3
5	TANK ASSY., FUEL	17500-MGC-JR0	ZA			F-21-1	3
6	WHEEL SUB ASSY., FR.	44650-MGC-JD0	ZA			F-14-41	7
7	WHEEL SUB ASSY., RR.	42650-MGC-JD0	ZA			F-19-41	10

CB1100TAD (CB1100TADk)

No.	MODEL		CB1100TADK				
	COLOR		Darkness black metallic NH-463M	Applicable model		Applicable block No.	Ref.No.
	CODE			Initial applicable model	Final applicable model		
	Name of colored parts	Basic part No.	NH463				
1	BODY SET, FRAME	50010-MGC-JS0	ZA			F-39	3
2	COVER SET, L. SIDE	83700-MGC-N20	ZF			F-24	9
3	COVER SET, R. SIDE	83600-MGC-N20	ZF			F-24	5
4	SEAT ASSY., DOUBLE	77200-MGC-N21	ZA			F-23	7
5	STRIPE, L. FUEL TANK	86174-MGC-JS0	ZA			F-50	2
6	STRIPE, R. FUEL TANK	86173-MGC-JS0	ZA			F-50	1
7	TANK ASSY., FUEL	17500-MGC-JS0	ZA			F-21	3
8	TRIM, FUEL TANK	17516-KCZ-000	ZB			F-24	1

YUMBO-JP.COM

Fuel hose, general purpose hoses and vinyl hose

- The standard part fuel hose, general purpose hose and vinyl hose may be substituted by the coiled bulk part.
- When ordering the standard part fuel hose, general purpose hose and vinyl hose use the bulk part number written in the parts catalogue in brackets () underneath the part name, or use the catalogue below.
(The bulk part standard length is 1 m, however, those displayed in the catalogue < > are available in 3 m and 8 m lengths.)
- When exchanging the hose, cut and use at the specified length as mentioned in the part name.
(For the method of cutting the bulk part, and method of filling out orders etc., please refer to the service manual and the instructions issued with the bulk part.)
- The list below is a catalogue of the standard part numbers and bulk part numbers. Note that those numbers are applicable to the listed replacement parts only.

Fuel hoses/Tubes			
Standard part No.	Bulk part No.	Bulk part	
		Inner diameter (mm)	Length (m)
95001-30xxx-2x	95001-30001-20M	3.0	1
95001-30xxx-3x	95001-30001-30M	3.0	1
95001-30xxx-4x	95001-30001-40M	3.0	1
95001-35xxx-2x	95001-35001-50M <95001-35003-50M>	3.5	1 3
95001-35xxx-3x	95001-35001-60M <95001-35003-60M>	3.5	1 3
95001-35xxx-4x	95001-35001-60M <95001-35003-60M>	3.5	1 3
95001-35xxx-5x	95001-35001-50M <95001-35003-50M>	3.5	1 3
95001-35xxx-6x	95001-35001-60M <95001-35003-60M>	3.5	1 3
95001-45xxx-2x	95001-45001-50M <95001-45003-50M>	4.5	1 3
95001-45xxx-3x	95001-45001-60M <95001-45003-60M> <95001-45008-60M>	4.5	1 3 8
95001-45xxx-4x	95001-45001-60M <95001-45003-60M> <95001-45008-60M>	4.5	1 3 8
95001-45xxx-5x	95001-45001-50M <95001-45003-50M>	4.5	1 3
95001-45xxx-6x	95001-45001-60M <95001-45003-60M> <95001-45008-60M>	4.5	1 3 8
95001-55xxx-2x	95001-55001-50M <95001-55003-50M> <95001-55008-50M>	5.5	1 3 8

Fuel hoses/Tubes			
Standard part No.	Bulk part No.	Bulk part	
		Inner diameter (mm)	Length (m)
95001-55xxx-3x	95001-55001-60M <95001-55003-60M> <95001-55008-60M>	5.5	1 3 8
95001-55xxx-4x	95001-55001-60M <95001-55003-60M> <95001-55008-60M>	5.5	1 3 8
95001-55xxx-5x	95001-55001-50M <95001-55003-50M> <95001-55008-50M>	5.5	1 3 8
95001-55xxx-6x	95001-55001-60M <95001-55003-60M> <95001-55008-60M>	5.5	1 3 8
95001-75xxx-2x	95001-75001-50M <95001-75003-50M>	7.5	1 3
95001-75xxx-3x	95001-75001-60M <95001-75003-60M> <95001-75008-60M>	7.5	1 3 8
95001-75xxx-4x	95001-75001-60M <95001-75003-60M> <95001-75008-60M>	7.5	1 3 8
95001-75xxx-5x	95001-75001-50M <95001-75003-50M>	7.5	1 3
95001-75xxx-6x	95001-75001-60M <95001-75003-60M> <95001-75008-60M>	7.5	1 3 8
95001-80xxx-2x	95001-80001-50M	8.0	1
95001-80xxx-3x	95001-80001-60M	8.0	1
95001-80xxx-4x	95001-80001-60M	8.0	1
95001-80xxx-5x	95001-80001-50M	8.0	1
95001-80xxx-6x	95001-80001-60M	8.0	1

Vinyl tube				
Standard part No.	Bulk part No.	Bulk part		
		Inner dia- meter (mm)	Outer dia-meter (mm)	Length (m)
95003-01xxx-3x	95003-01001-60M <95003-01003-60M>	2.9	6.8	1 3
95003-01xxx-60	95003-01001-60M <95003-01003-60M>	2.9	6.8	1 3
95003-03xxx-3x	95003-03001-60M <95003-03003-60M>	3.0	6.0	1 3
95003-03xxx-60	95003-03001-60M <95003-03003-60M>	3.0	6.0	1 3
95003-05xxx-3x	95003-05001-60M <95003-05003-60M> <95003-05008-60M>	3.5	6.5	1 3 8
95003-05xxx-60	95003-05001-60M <95003-05003-60M> <95003-05008-60M>	3.5	6.5	1 3 8
95003-07xxx-1x	95003-07001-10M <95003-07003-10M> <95003-07008-10M>	4.0	7.0	1 3 8
95003-07xxx-20	95003-07001-10M <95003-07003-10M> <95003-07008-10M>	4.0	7.0	1 3 8
95003-07xxx-3x	95003-07001-60M <95003-07003-60M> <95003-07008-60M>	4.0	7.0	1 3 8
95003-07xxx-60	95003-07001-60M <95003-07003-60M> <95003-07008-60M>	4.0	7.0	1 3 8
95003-07xxx-7x	95003-07001-70M <95003-07003-70M> <95003-07008-70M>	4.0	7.0	1 3 8
95003-08xxx-1x	95003-08001-10M <95003-08003-10M> <95003-08008-10M>	4.5	6.5	1 3 8
95003-09xxx-3x	95003-09001-60M <95003-09003-60M>	4.5	8.0	1 3
95003-09xxx-60	95003-09001-60M <95003-09003-60M>	4.5	8.0	1 3
95003-10xxx-1x	95003-10001-10M <95003-10003-10M>	5.0	8.0	1 3
95003-10xxx-20	95003-10001-10M <95003-10003-10M>	5.0	8.0	1 3
95003-10xxx-3x	95003-10001-60M <95003-10003-60M>	5.0	8.0	1 3
95003-10xxx-60	95003-10001-60M <95003-10003-60M>	5.0	8.0	1 3
95003-11xxx-3x	95003-11001-60M <95003-11003-60M> <95003-11008-60M>	5.0	9.0	1 3 8
95003-11xxx-60	95003-11001-60M <95003-11003-60M> <95003-11008-60M>	5.0	9.0	1 3 8
95003-12xxx-1x	95003-12001-10M <95003-12003-10M> <95003-12008-10M>	5.0	7.0	1 3 8
95003-12xxx-20	95003-12001-10M <95003-12003-10M> <95003-12008-10M>	5.0	7.0	1 3 8

Vinyl tube				
Standard part No.	Bulk part No.	Bulk part		
		Inner dia- meter (mm)	Outer dia-meter (mm)	Length (m)
95003-14xxx-1x	95003-14001-10M <95003-14003-10M>	6.0	9.0	1 3
95003-14xxx-20	95003-14001-10M <95003-14003-10M>	6.0	9.0	1 3
95003-14xxx-3x	95003-14001-60M <95003-14003-60M>	6.0	9.0	1 3
95003-17xxx-1x	95003-17001-10M <95003-17003-10M>	7.0	9.0	1 3
95003-19xxx-1x	95003-19001-10M <95003-19003-10M> <95003-19008-10M>	7.0	11.0	1 3 8
95003-19xxx-20	95003-19001-10M <95003-19003-10M> <95003-19008-10M>	7.0	11.0	1 3 8
95003-19xxx-3x	95003-19001-60M <95003-19003-60M> <95003-19008-60M>	7.0	11.0	1 3 8
95003-19xxx-60	95003-19001-60M <95003-19003-60M> <95003-19008-60M>	7.0	11.0	1 3 8
95003-21xxx-1x	95003-21001-10M <95003-21003-10M>	8.0	9.0	1 3
95003-21xxx-20	95003-21001-10M <95003-21003-10M>	8.0	9.0	1 3
95003-23xxx-1x	95003-23001-10M <95003-23003-10M>	8.0	12.0	1 3
95003-23xxx-20	95003-23001-10M <95003-23003-10M>	8.0	12.0	1 3
95003-23xxx-3x	95003-23001-60M <95003-23003-60M> <95003-23008-60M>	8.0	12.0	1 3 8
95003-23xxx-60	95003-23001-60M <95003-23003-60M> <95003-23008-60M>	8.0	12.0	1 3 8
95003-25xxx-1x	95003-25001-10M <95003-25003-10M>	9.0	11.0	1 3
95003-25xxx-20	95003-25001-10M <95003-25003-10M>	9.0	11.0	1 3
95003-25xxx-3x	95003-25001-60M <95003-25003-60M>	9.0	11.0	1 3
95003-25xxx-7x	95003-25001-70M <95003-25003-70M>	9.0	11.0	1 3
95003-27xxx-1x	95003-27001-10M <95003-27003-10M>	9.0	13.0	1 3
95003-27xxx-20	95003-27001-10M <95003-27003-10M>	9.0	13.0	1 3
95003-27xxx-3x	95003-27001-60M <95003-27003-60M>	9.0	13.0	1 3
95003-27xxx-60	95003-27001-60M <95003-27003-60M>	9.0	13.0	1 3
95003-33xxx-1x	95003-33001-10M <95003-33003-10M>	10.0	14.0	1 3
95003-33xxx-20	95003-33001-10M <95003-33003-10M>	10.0	14.0	1 3

Vinyl tube				
Standard part No.	Bulk part No.	Bulk part		
		Inner dia- meter (mm)	Outer dia-meter (mm)	Length (m)
95003-36xxx-1x	95003-36001-10M <95003-36003-10M> <95003-36008-10M>	11.0	13.0	1 3 8
95003-36xxx-20	95003-36001-10M <95003-36003-10M> <95003-36008-10M>	11.0	13.0	1 3 8
95003-37xxx-3x	95003-37001-60M <95003-37003-60M>	11.0	15.0	1 3
95003-37xxx-60	95003-37001-60M <95003-37003-60M>	11.0	15.0	1 3
95003-38xxx-1x	95003-38001-10M <95003-38003-10M>	12.0	13.0	1 3
95003-38xxx-20	95003-38001-10M <95003-38003-10M>	12.0	13.0	1 3
95003-39xxx-1x	95003-39001-10M <95003-39003-10M>	12.0	14.0	1 3
95003-39xxx-20	95003-39001-10M <95003-39003-10M>	12.0	14.0	1 3
95003-40xxx-20	95003-40001-10M <95003-40003-10M>	12.0	16.0	1 3
95003-40xxx-3x	95003-40001-60M <95003-40003-60M>	12.0	16.0	1 3
95003-40xxx-60	95003-40001-60M <95003-40003-60M>	12.0	16.0	1 3
95003-43xxx-1x	95003-43001-10M <95003-43003-10M> <95003-43008-10M>	13.0	15.0	1 3 8
95003-43xxx-20	95003-43001-10M <95003-43003-10M> <95003-43008-10M>	13.0	15.0	1 3 8
95003-45xxx-1x	95003-45001-10M <95003-45003-10M> <95003-45008-10M>	14.0	18.0	1 3 8
95003-45xxx-20	95003-45001-10M <95003-45003-10M> <95003-45008-10M>	14.0	18.0	1 3 8
95003-50xxx-1x	95003-50001-10M <95003-50003-10M>	16.0	19.0	1 3
95003-50xxx-20	95003-50001-10M <95003-50003-10M>	16.0	19.0	1 3
95003-50xxx-3x	95003-50001-60M <95003-50003-60M>	16.0	19.0	1 3
95003-55xxx-1x	95003-55001-10M <95003-55003-10M>	17.5	20.5	1 3
95003-55xxx-20	95003-55001-10M <95003-55003-10M>	17.5	20.5	1 3
95003-60xxx-1x	95003-60001-10M <95003-60003-10M>	22.0	27.0	1 3
95003-60xxx-20	95003-60001-10M <95003-60003-10M>	22.0	27.0	1 3
95003-60xxx-3x	95003-60001-60M <95003-60003-60M>	22.0	27.0	1 3
95003-60xxx-60	95003-60001-60M <95003-60003-60M>	22.0	27.0	1 3



General purpose hoses			
Standard part No.	Bulk part No.	Bulk part	
		Inner diameter (mm)	Length (m)
95005-11xxx-3x	95005-11001-30M	11.0	1
95005-11xxx-5x	95005-11001-50M	11.0	1
95005-12xxx-1x	95005-12001-10M <95005-12003-10M>	12.0	1 3
95005-12xxx-2x	95005-12001-20M	12.0	1
95005-12xxx-3x	95005-12001-30M	12.0	1
95005-12xxx-5x	95005-12001-50M	12.0	1
95005-14xxx-1x	95005-14001-10M	14.0	1
95005-14xxx-2x	95005-14001-20M <95005-14003-20M>	14.0	1 3
95005-14xxx-3x	95005-14001-30M	14.0	1
95005-14xxx-5x	95005-14001-50M	14.0	1
95005-17xxx-1x	95005-17001-10M	17.0	1
95005-17xxx-2x	95005-17001-20M	17.0	1
95005-17xxx-3x	95005-17001-30M	17.0	1
95005-17xxx-5x	95005-17001-50M	17.0	1
95005-30xxx-3x	95005-30001-30M	3.0	1
95005-30xxx-5x	95005-30001-50M	3.0	1
95005-35xxx-1x	95005-35001-10M <95005-35003-10M> <95005-35008-10M>	3.5	1 3 8
95005-35xxx-2x	95005-35001-20M	3.5	1
95005-35xxx-3x	95005-35001-30M	3.5	1
95005-35xxx-4x	95005-35001-10M <95005-35003-10M> <95005-35008-10M>	3.5	1 3 8
95005-35xxx-5x	95005-35001-50M	3.5	1
95005-45xxx-1x	95005-45001-10M <95005-45003-10M> <95005-45008-10M>	4.5	1 3 8
95005-45xxx-2x	95005-45001-20M	4.5	1
95005-45xxx-3x	95005-45001-30M	4.5	1

General purpose hoses			
Standard part No.	Bulk part No.	Bulk part	
		Inner diameter (mm)	Length (m)
95005-45xxx-4x	95005-45001-10M <95005-45003-10M> <95005-45008-10M>	4.5	1 3 8
95005-45xxx-5x	95005-45001-50M	4.5	1
95005-50xxx-3x	95005-50001-30M <95005-50003-30M>	5.0	1 3
95005-50xxx-5x	95005-50001-50M	5.0	1
95005-55xxx-1x	95005-55001-10M <95005-55003-10M> <95005-55008-10M>	5.3	1 3 8
95005-55xxx-2x	95005-55001-20M <95005-55003-20M>	5.3	1 3
95005-55xxx-4x	95005-55001-10M <95005-55003-10M> <95005-55008-10M>	5.3	1 3 8
95005-65xxx-1x	95005-65001-10M <95005-65003-10M>	6.5	1 3
95005-65xxx-2x	95005-65001-20M	6.5	1
95005-70xxx-3x	95005-70001-30M <95005-70003-30M>	7.0	1 3
95005-70xxx-5x	95005-70001-50M	7.0	1
95005-75xxx-1x	95005-75001-10M <95005-75003-10M>	7.3	1 3
95005-75xxx-2x	95005-75001-20M	7.3	1
95005-80xxx-1x	95005-80001-10M <95005-80003-10M>	8.0	1 3
95005-80xxx-2x	95005-80001-20M	8.0	1
95005-80xxx-3x	95005-80001-30M	8.0	1
95005-80xxx-5x	95005-80001-50M	8.0	1
95005-91xxx-3x	95005-91001-30M	12.0	1
95005-91xxx-5x	95005-91001-50M	12.0	1
95005-92xxx-3x	95005-92001-30M	12.0	1
95005-92xxx-5x	95005-92001-50M	12.0	1

NOTE: X is displayed to represent the omitted numerals and letters of the roman alphabet.

⊙ **CAUTION: It is DANGEROUS to confuse the fuel hose with the general purpose hose or vinyl hose.**

Never use a general purpose hose or vinyl hose in place of a fuel hose or vice versa. Always use the correct bulk part in the parts catalogue, according to the service manual or the instructions issued with the bulk part.

• Bulk part number of fuel hose, general purpose hose and vinyl hose.

(Example)

95001-75001-50M

Bulk part number: Refers to the bulk part.

Marking code (hose type): (fuel hose and general purpose hose)

Change code (for added hose): (Vinyl hose)

- Indicates number mark or change sequence, however, the code for the bulk part must be strictly 0 (zero).

Types of code:

- Fuel hose
 - 2: Red outside braid (3 mm inside dia. only)
 - 5: Black inside braid
 - 3: Red (3 mm inside dia. only)
 - 4: Ash gray with red stripe (3 mm inside dia. only)
 - 6: Black

- Vinyl hose
 - 1: Clear
 - 2: Black
 - 3: Light red
 - 6: Light red
 - 7: Pale black

- General hose
 - 1: Ash gray
 - 2: Ash gray
 - 3: Black
 - 5: Black

Lengths: 001: 1 m (standard)
003: 3 m
008: 8 m

I.D code: (fuel hose and general purpose hose)

- | | |
|--------------------|--------------------------------|
| 30: 3.0 mm | 11: 11 mm |
| 35: 3.5 mm | 91: 12 mm (outside dia. 15) mm |
| 45: 4.5 mm | 92: 12 mm (outside dia. 16) mm |
| 50: 5.0 mm | 12: 12 mm (outside dia. 17) mm |
| 55: 5.3 mm, 5.5 mm | 14: 14 mm |
| 65: 6.5 mm | 17: 17 mm |
| 70: 7.0 mm | |
| 75: 7.3 mm, 7.5 mm | |
| 80: 8.0 mm | |

ID./OD. code: (vinyl hose)

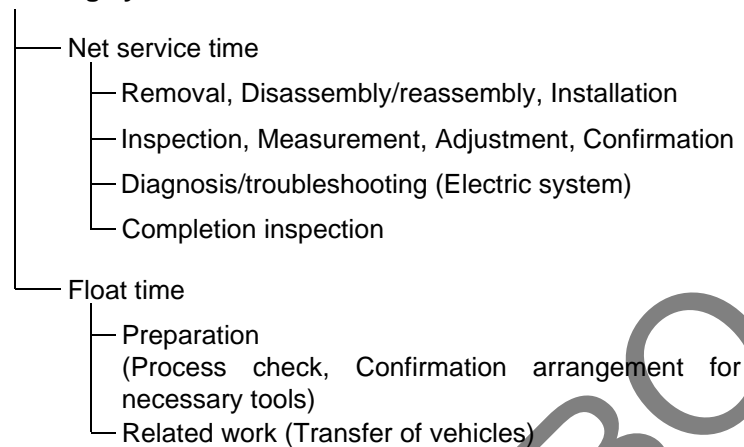
- | | | |
|-------------------------|---------------------------|---------------------------|
| 01: ID. 2.9, OD. 6.8 mm | 14: ID. 6.0, OD. 9.0 mm | 37: ID. 11.0, OD. 15.0 mm |
| 03: ID. 3.0, OD. 6.0 mm | 17: ID. 7.0, OD. 9.0 mm | 38: ID. 12.0, OD. 13.0 mm |
| 05: ID. 3.5, OD. 6.5 mm | 19: ID. 7.0, OD. 11.0 mm | 39: ID. 12.0, OD. 14.0 mm |
| 07: ID. 4.0, OD. 7.0 mm | 21: ID. 8.0, OD. 9.0 mm | 40: ID. 12.0, OD. 16.0 mm |
| 08: ID. 4.5, OD. 6.5 mm | 23: ID. 8.0, OD. 12.0 mm | 43: ID. 13.0, OD. 15.0 mm |
| 09: ID. 4.5, OD. 8.0 mm | 25: ID. 9.0, OD. 11.0 mm | 45: ID. 14.0, OD. 18.0 mm |
| 12: ID. 5.0, OD. 7.0 mm | 27: ID. 9.0, OD. 13.0 mm | 50: ID. 16.0, OD. 19.0 mm |
| 10: ID. 5.0, OD. 8.0 mm | 33: ID. 10.0, OD. 14.0 mm | 55: ID. 17.5, OD. 20.5 mm |
| 11: ID. 5.0, OD. 9.0 mm | 36: ID. 11.0, OD. 13.0 mm | 60: ID. 22.0, OD. 27.0 mm |

Hose type: 1: Fuel hose
3: Vinyl hose
5: General hose

FLAT RATE SERVICE TIME

Flat rate service time (FRT) means the standard time required to service a MC, which is listed in this manual to help the dealers control the actual working process and calculate the service charge by using it as a guide.

FRT setting system



* Float time is set by multiplying the net service time by a given coefficient.

Editorial style

The service items shown in the text are listed with the exchange work time for the repair sales parts as the subject. Other representative service items not using repair parts (removal/installation, adjustment, inspection/measuring, and other work) are listed collectively in the list in the preface, classified according to the work.

FRT setting standard

- Decimal system (in unit of 0.1) is adopted to set FRT as it is convenient to calculate the wage.
Example: (0.1) → 6 minutes, (0.2) → 12 minutes
[Labor cost per hour] x [FRT] = [Wage]
- FRT is set with a hand tool.
- Service items and FRT can be subject to change depending on development of tools and service equipment and improvement in service procedure.

Work procedure

- As the work procedure is set with the work time according to the method in the separate Service Manual, refer to this Manual as required.
- Work methods permitting servicing in the shortest time still permitting assurance of safe work and product warranty are used for the setting of service items not listed in the Service Manual.
- Work basically is to be performed by one person, and when two or more people are required, setting is done as the total time for the number of people.
- The set value for the technological level of the workers uses a person with three years of experience in the repair of Honda vehicles as the standard.
- Special tools and service equipment used to set FRT are those specified or recommended in Service Manual.

Service item whose FRT is not presented

- Accessories and service parts that are not listed to use in this manual.
- Locations with little aging deterioration or breakage during normal use.
- Service work that can be finished by one touch.
- Service work that is seldom done (i.e. extremely small causes of trouble and service frequency).

* When FRT is not presented, please calculate wages based on appropriate actual work time

Operation not included of FRT

- Oil and coolant water draining, Waiting time for warming up operation and etc..
- Additional operation that involves removal/installation of standard exterior equipment.
- Indirect time spent for service by visiting the customer, trade-in, and delivery of a MC.
- Indirect time required for ordering and delivery of parts.
- Cost for grease, adhesive agent, etc. used for service work.

**Explanation of FRT by using an example
(The example may differ from the actual presented items)**

Ref. No.	L.O.N.	(Relative ref. Number) Description	F.R.T.
① ②	111118	(1, 3, 4, 7) CAMSHAFT 4.5	②
③	111118A	⑥ • Includes: Valve clearance adjustment Replace rocker arm add 1.0	⑤

- ① Reference No. of the illustration of part that shows location of the replacement work.
- ② FRT is an abbreviation of Flat Rate Time indicating the standard service time required for the replacement.
- ③ LON is an abbreviation of Labor Operation Number, and it is a classification of the service items by the work unit code.

The same operation code is used regardless of the models.

Standard operation is indicated with 6 digits code, and additional operation is indicated with 7 digits code.

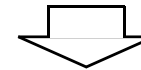
- ④ Indicating the camshaft replacement and FRT4.5.
- ⑤ Indicating FRT1.0 that will be added when additional operation (replace rocker arm) is done in association with camshaft replacement.

- ⑥ Indicating work contents that are included in the service item.
- ⑦ Indicating a reference No. whose operation and time are the same as FRT4.5 for the camshaft.

(The application range is limited to the service items without an LON setting within a same block.)

**How to refer to the service item by using the sample
(camshaft replacement)**

Open to the page of the block where the camshaft's spare part illustration is shown.



Look for the camshaft illustration, and refer to the service item and FRT that agree with the reference No.

Indication mark for the listing of service items that continues to the following page

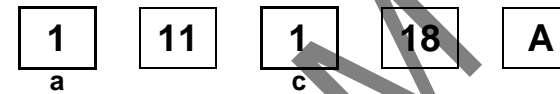
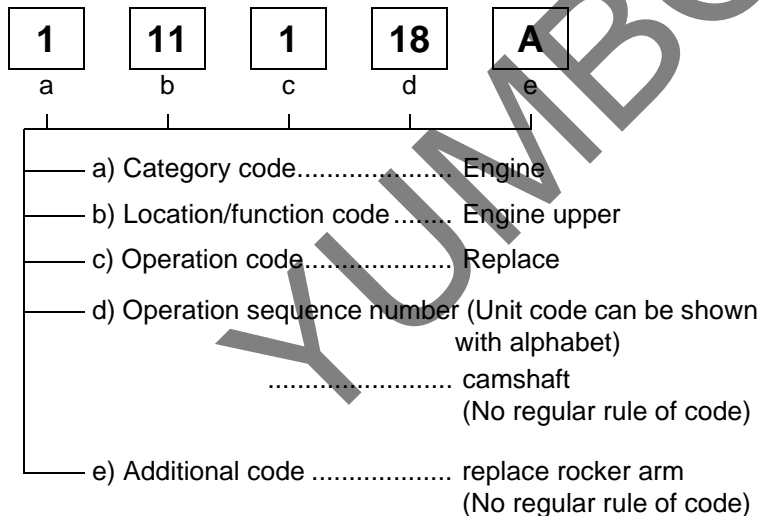
Ref. No.	L.O.N.	(Relative ref. Number) Description	F.R.T.
2	111118	CAMSHAFT	4.5
	.	.	.
	.	.	.

+
Mark indicated at the last line.

Indication of the block with no setting of FRT

Ref. No.	L.O.N.	(Relative ref. Number) Description	F.R.T.
NO INFORMATION			

• LON code system



a) Category codes and classification

Code	Category
1	Engine
2	Transmission
3	Fuel & Exhaust
4	Frame & Body
5	Steering/Suspension
6	Electrical
7	Wheels/Brakes
8	Controls/instrument
9	-
0	-

c) Operation codes and classification

Code	Operation category
1	Replace, Removal/Installation, Change
2	Overhaul
3	Adjust, Balance
4	(Paint-related work: Top-coat)
5	Test, Inspect/diagnose, Measurement, Check
6	(Overhaul-related work: Rebore)
7	(Overhaul-related work: Reseal)
8	(Resurface)
9	(Paint-related work: Refinish)
0	Repair, Cleaning, Air bleeding

Major service items without using spare parts
Removal/Installation, Adjustment, Inspection/Measurement, Other work

[E: Engine, F: Frame]

*** OPERATIONS OTHER THAN REPLACING PARTS**

• Removal/installation

Set for the configuration with the parts removed from the vehicle.

	LON	DESCRIPTION	FRT
E	1101E5	TILTING ENGINE ASSEMBLY-REMOVAL/INSTALLATION INCLUDES: All necessary adjustment	3.9
	3111D5	THROTTLE BODY ASSEMBLY-REMOVAL/INSTALLATION	1.7
	1101E6	CRANKCASE SEPARATION INCLUDES: Engine removal and installation	6.3

• Adjustment

	LON	DESCRIPTION	FRT
E	6143A1	SPARK PLUG-ADJUSTMENT/CLEANING NOTE: For 1 vehicle	0.4
	1113A0	VALVE CLEARANCE-ADJUSTMENT NOTE: For 1 vehicle	2.4
F	6163A0	HEADLIGHT-AIMING	0.1
	2133A0	DRIVE CHAIN-ADJUSTMENT	0.1
	7103A1	FRONT WHEEL-BALANCE	0.6
	7103A2	REAR WHEEL-BALANCE	0.7
	3113A3	THROTTLE OPERATION-ADJUSTMENT	0.1

• Inspection/Measurement

	LON	DESCRIPTION	FRT
E	1115A0	COMPRESSION PRESSURE-MEASUREMENT	0.4
	6145A0	IGNITION TIMING-INSPECTION	0.2
F	6105A0	BATTERY-CHARGE INCLUDES: In case of open type battery, checking electrolyte level and charge.	0.2

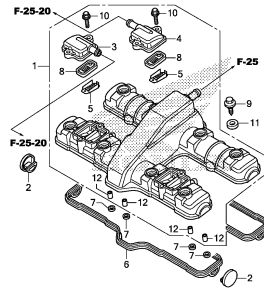
• Other work

	LON	DESCRIPTION	FRT
E	1130A2	OIL STRAINER-CLEANING	1.0
F	3120A0	CLEANER ELEMENT-CLEANING	0.2
	7110A0	FRONT BRAKE-AIR BLEEDING	0.2
	7110A1	REAR BRAKE-AIR BLEEDING	0.2
	6145A2	HISS MEMORIZATION	0.2
	6185A0	ECM/PCM UPDATE	0.3

ENGINE GROUP

E-1

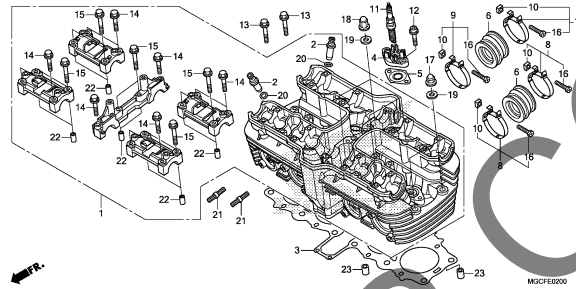
CYLINDER HEAD COVER



MIGCFE0100

E-2

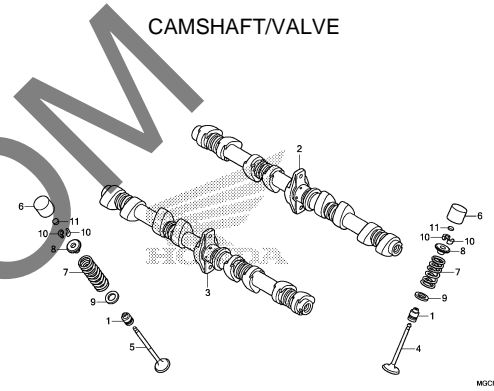
CYLINDER HEAD



MIGCFE0200

E-3

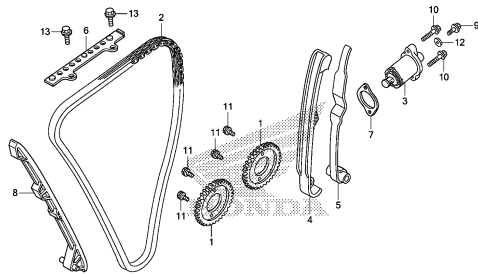
CAMSHAFT/VALVE



MIGCFE0300

E-4

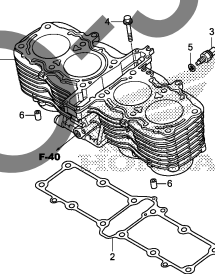
CAM CHAIN/TENSIONER



MIGCFE0400

E-5

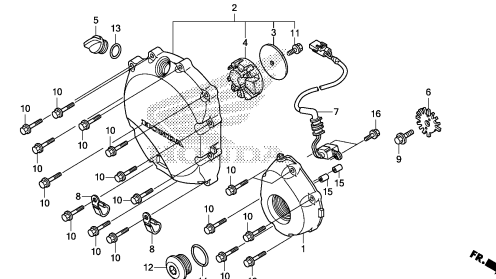
CYLINDER



MIGCFE0500

E-6

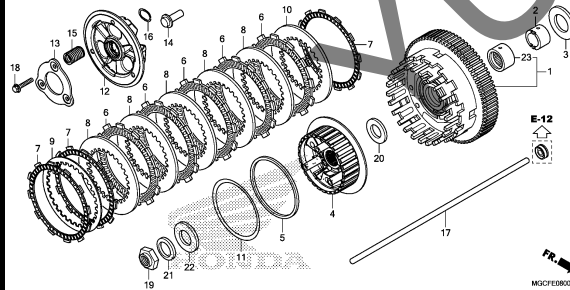
RIGHT CRANKCASE COVER



MIGCFE0600

E-8

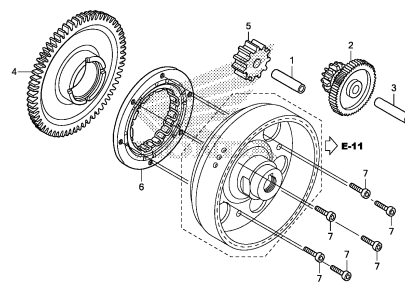
CLUTCH



MIGCFE0800

E-9

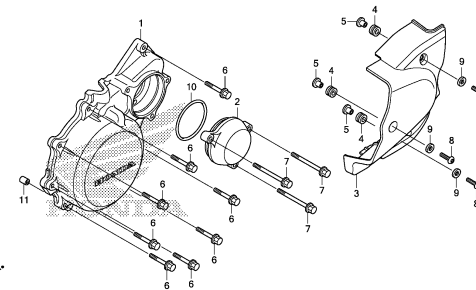
STARTING CLUTCH



MIGCFE0900

E-10

LEFT CRANKCASE COVER

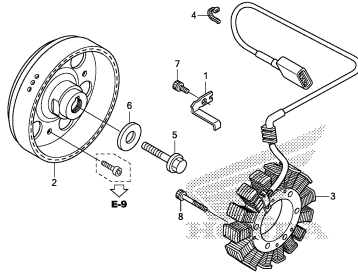


MIGCFE1000

ENGINE GROUP

E-11

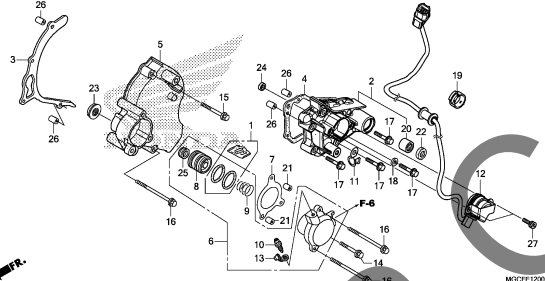
GENERATOR



MIGCFE1100

E-12

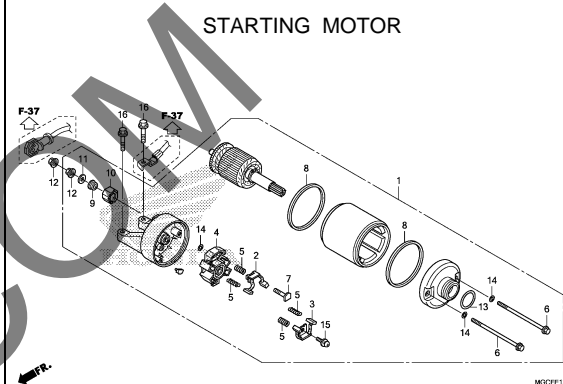
LEFT REAR CRANKCASE COVER



MIGCFE1200

E-13

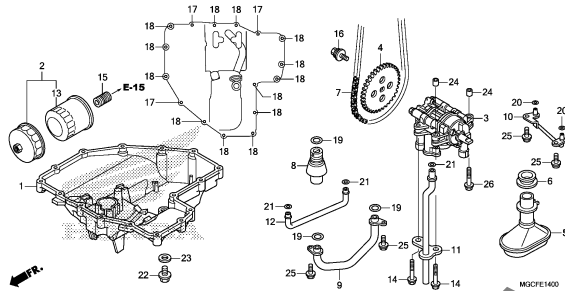
STARTING MOTOR



MIGCFE1300

E-14

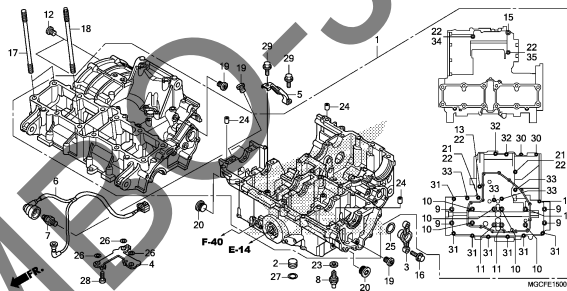
OIL PAN/OIL PUMP



MIGCFE1400

E-15

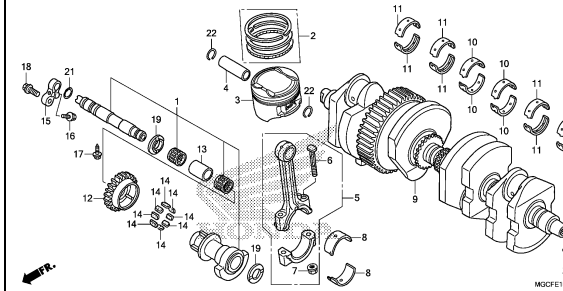
CRANKCASE



MIGCFE1500

E-16

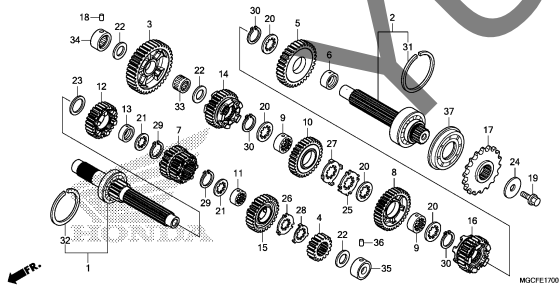
CRANKSHAFT/PISTON



MIGCFE1600

E-17

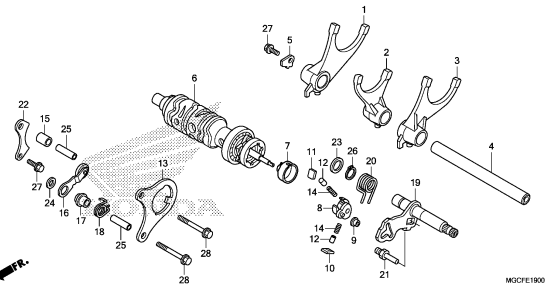
TRANSMISSION



MIGCFE1700

E-19

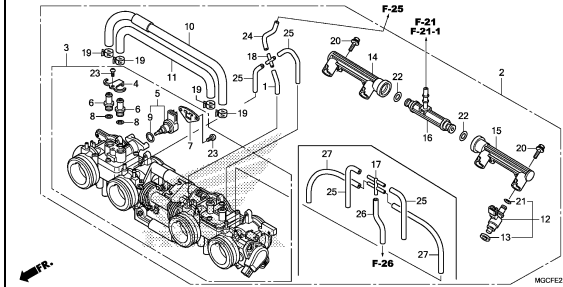
GEARSHIFT DRUM/GEARSHIFT FORK



MIGCFE1900

E-23

THROTTLE BODY



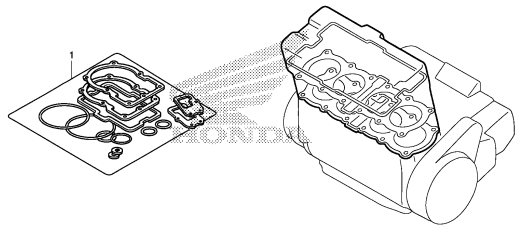
MIGCFE2300

2

ENGINE GROUP

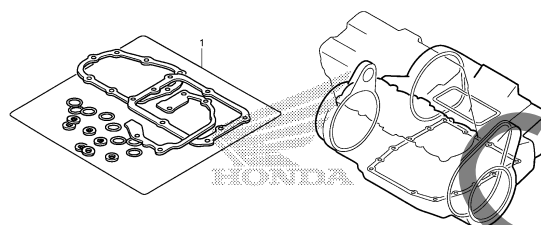
EOP-1

GASKET KIT A



EOP-2

GASKET KIT B



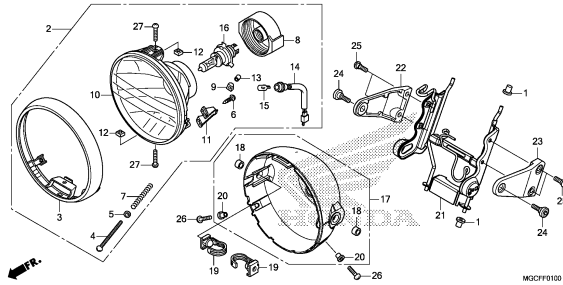
2

YUMBO-JP.COM

FRAME GROUP

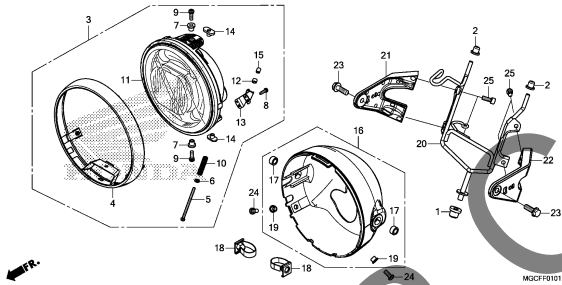
F-1

HEADLIGHT(CB1100TAD)



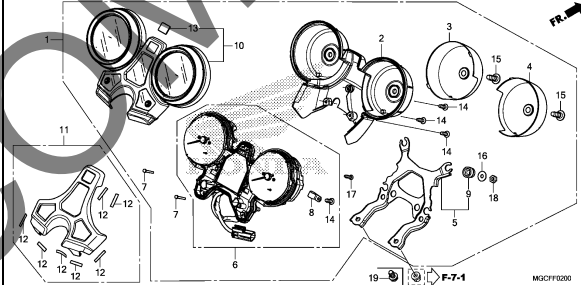
F-1-1

HEADLIGHT(CB1100CA/NA/NAD)



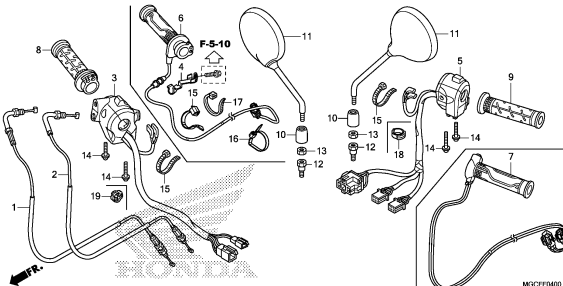
F-2

METER



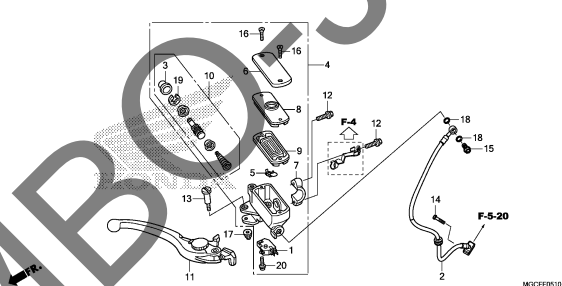
F-4

SWITCH/CABLE/MIRROR



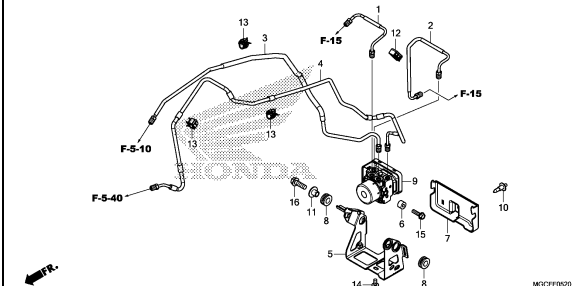
F-5-10

FRONT BRAKE MASTER CYLINDER



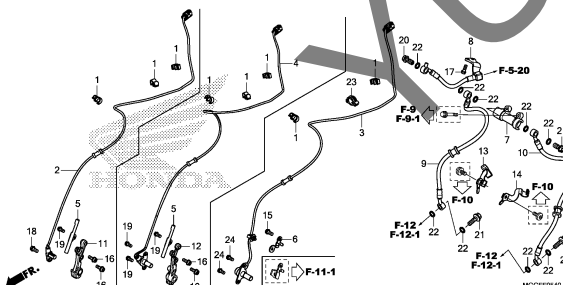
F-5-20

ABS MODULATOR/BRAKE PIPE



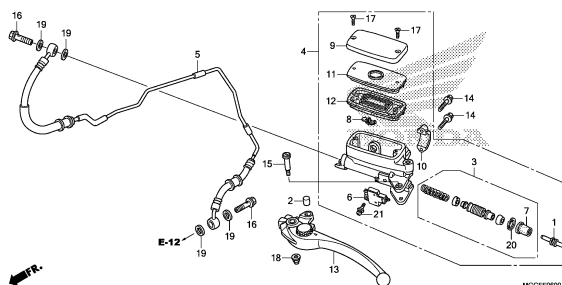
F-5-40

FRONT BRAKE HOSE



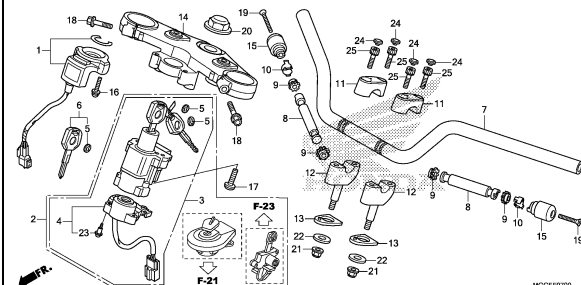
F-6

CLUTCH MASTER CYLINDER



F-7

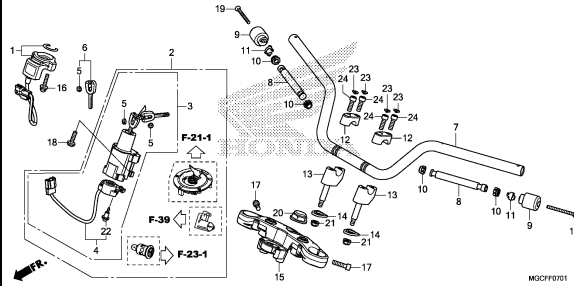
HANDLE PIPE/TOP BRIDGE(CB1100TAD)



FRAME GROUP

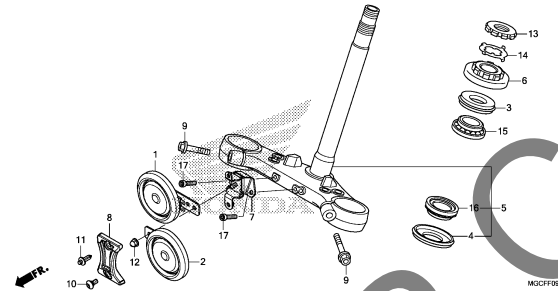
F-7-1

HANDLE PIPE/TOP BRIDGE
(CB1100CA/NA/NAD)



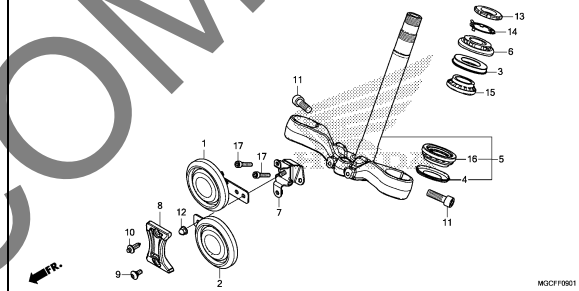
F-9

STEERING STEM(CB1100TAD)



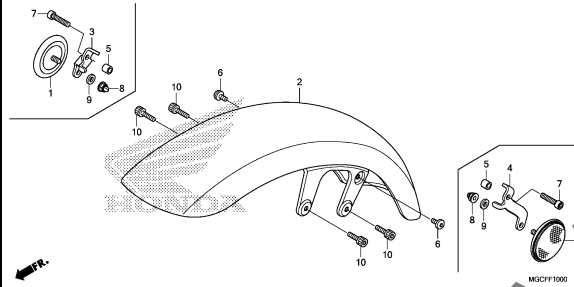
F-9-1

STEERING STEM(CB1100CA/NA/NAD)



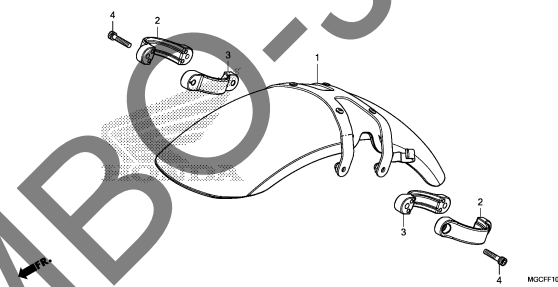
F-10

FRONT FENDER(CB1100CA/TAD)



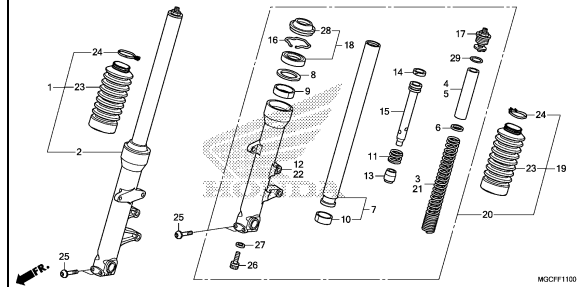
F-10-1

FRONT FENDER(CB1100NA/NAD)



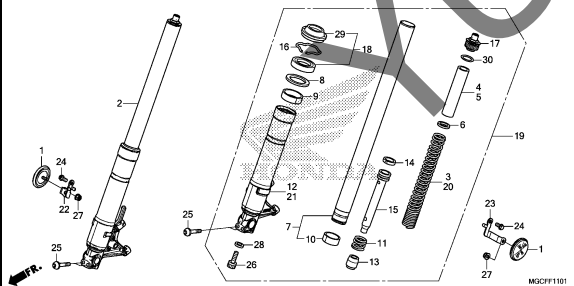
F-11

FRONT FORK(CB1100CA/TAD)



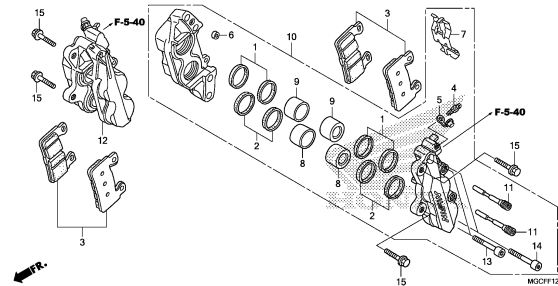
F-11-1

FRONT FORK(CB1100NA/NAD)



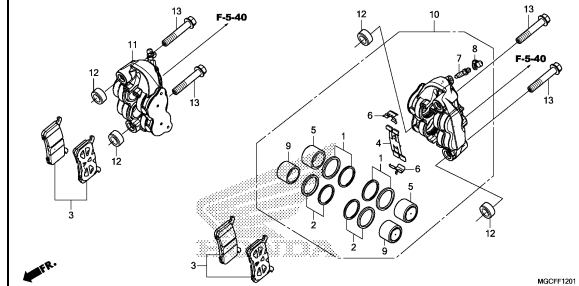
F-12

FRONT BRAKE CALIPER(CB1100CA/TAD)



F-12-1

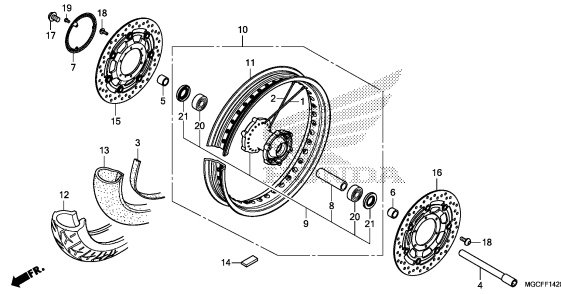
FRONT BRAKE CALIPER(CB1100NA/NAD)



FRAME GROUP

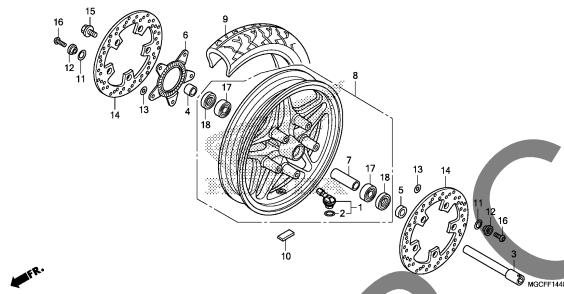
F-14-20

FRONT WHEEL(CB1100CA)



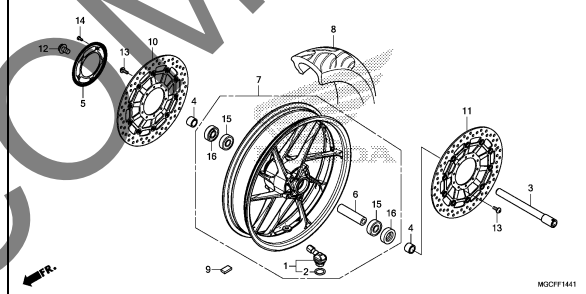
F-14-40

FRONT WHEEL(CB1100TAD)



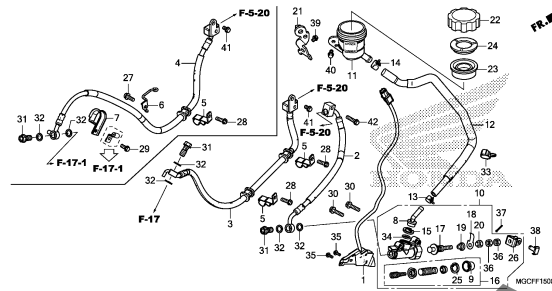
F-14-41

FRONT WHEEL(CB1100NA/NAD)



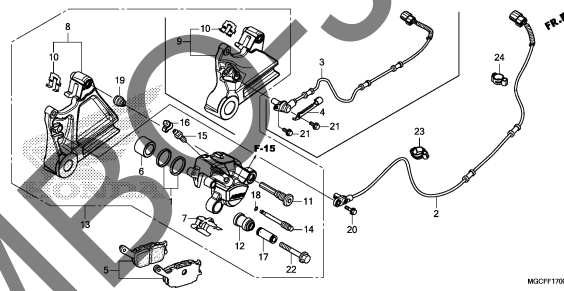
F-15

REAR BRAKE MASTER CYLINDER



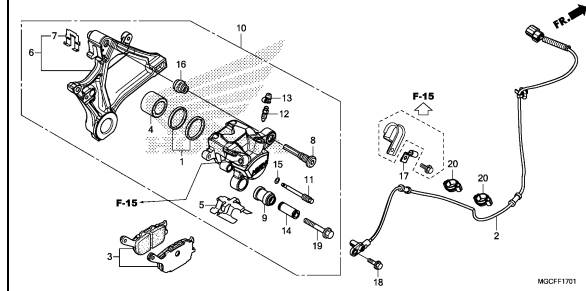
F-17

REAR BRAKE CALIPER(CB1100CA/TAD)



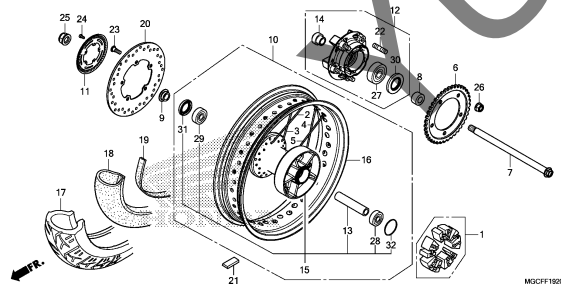
F-17-1

REAR BRAKE CALIPER(CB1100NA/NAD)



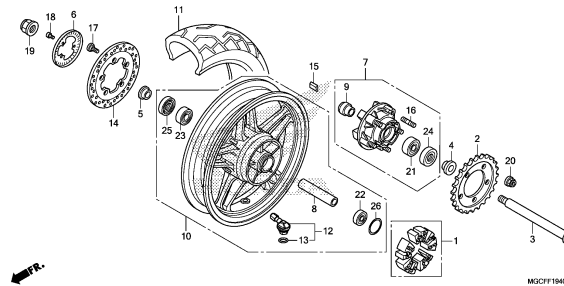
F-19-20

REAR WHEEL(CB1100CA)



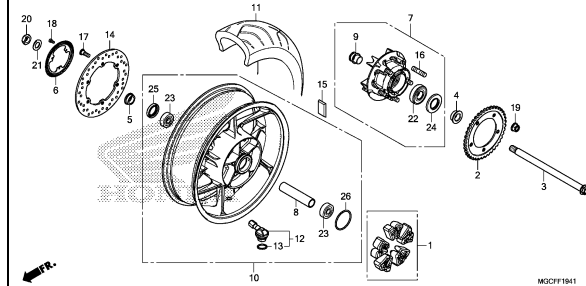
F-19-40

REAR WHEEL(CB1100TAD)



F-19-41

REAR WHEEL(CB1100NA/NAD)

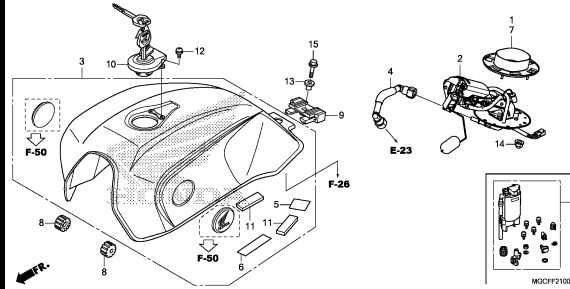


3

FRAME GROUP

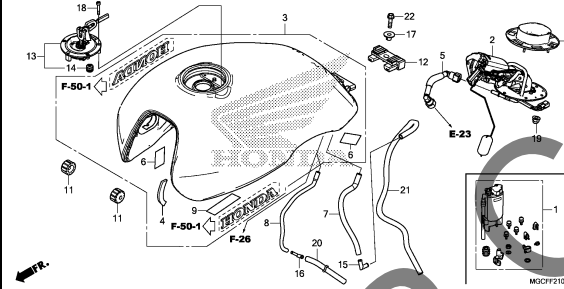
F-21

FUEL TANK/FUEL PUMP(CB1100TAD)



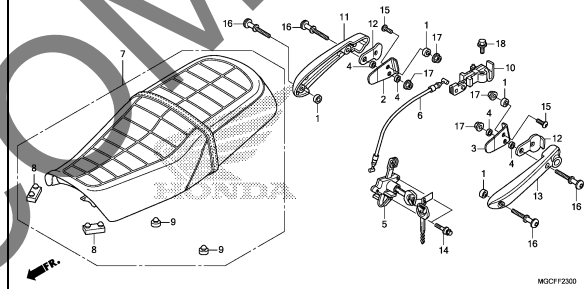
F-21-1

FUEL TANK/FUEL PUMP
(CB1100CA/NA/NAD)



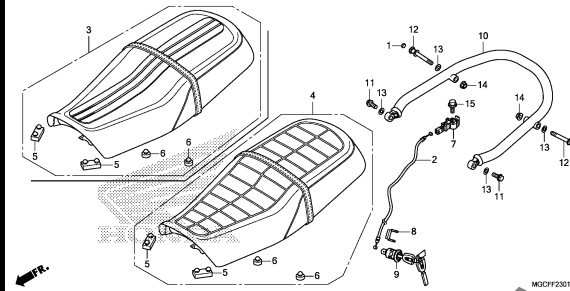
F-23

SEAT(CB1100TAD)



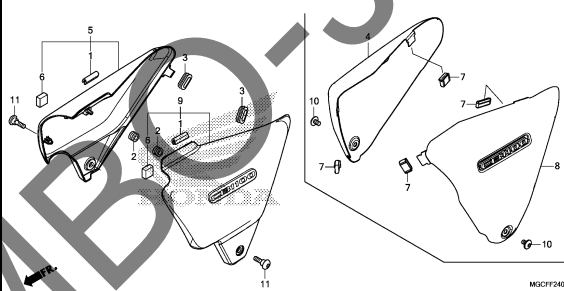
F-23-1

SEAT(CB1100CA/NA/NAD)



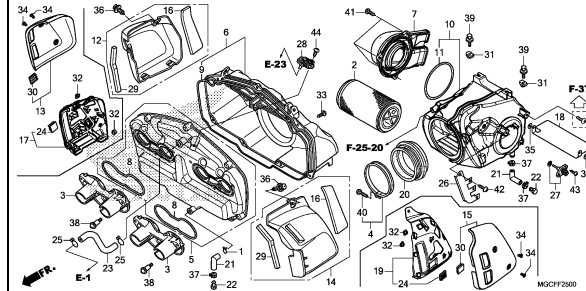
F-24

SIDE COVER



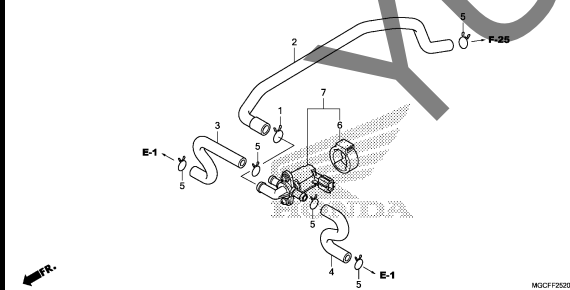
F-25

AIR CLEANER



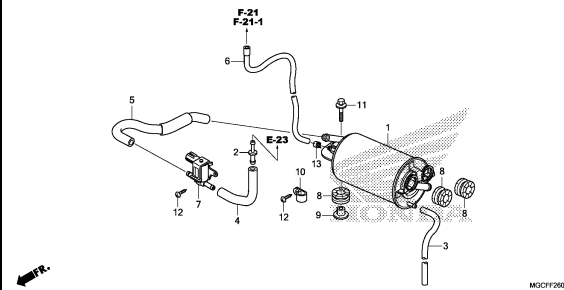
F-25-20

AIR INJECTION CONTROL VALVE



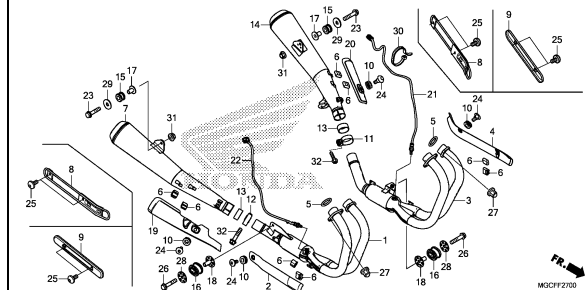
F-26

CANISTER



F-27

EXHAUST MUFFLER

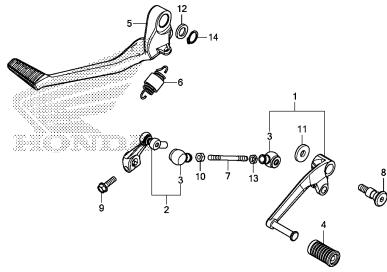


3

FRAME GROUP

F-29

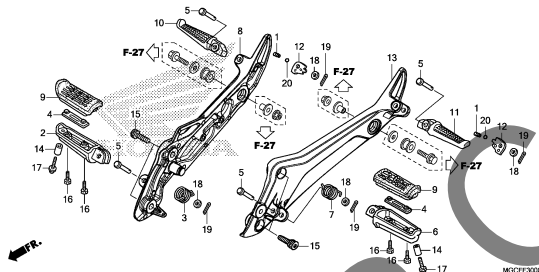
PEDAL



MGCFF2900

F-30

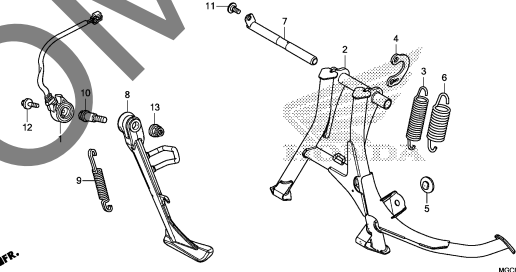
STEP



MGCFF3000

F-31

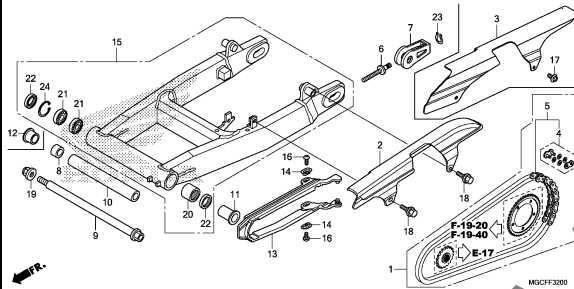
STAND



MGCFF3100

F-32

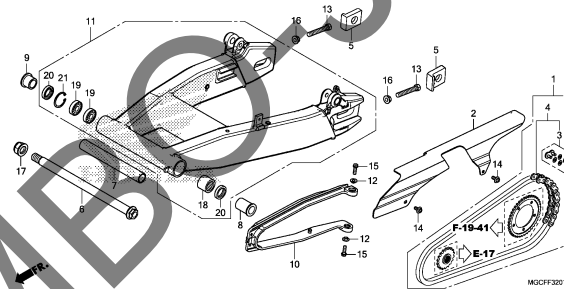
SWINGARM(CB1100CA/TAD)



MGCFF3200

F-32-1

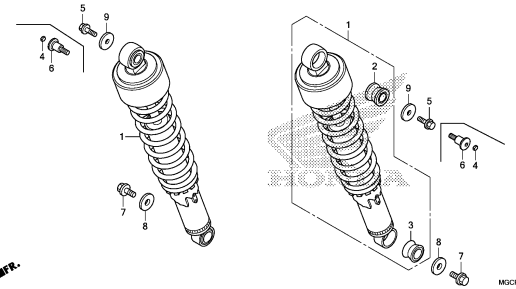
SWINGARM(CB1100NA/NAD)



MGCFF3201

F-33

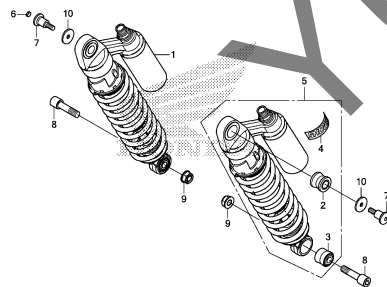
REAR CUSHION(CB1100CA/TAD)



MGCFF3300

F-33-1

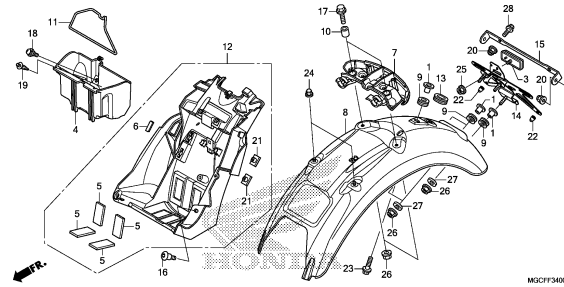
REAR CUSHION(CB1100NA/NAD)



MGCFF3301

F-34

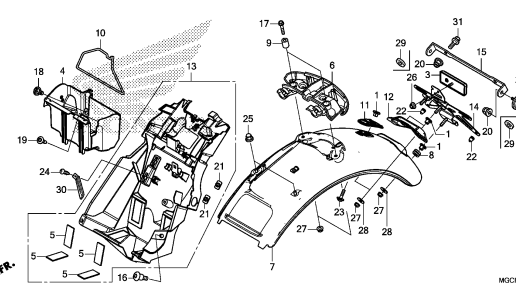
REAR FENDER(CB1100TAD)



MGCFF3400

F-34-1

REAR FENDER(CB1100CA/NA/NAD)

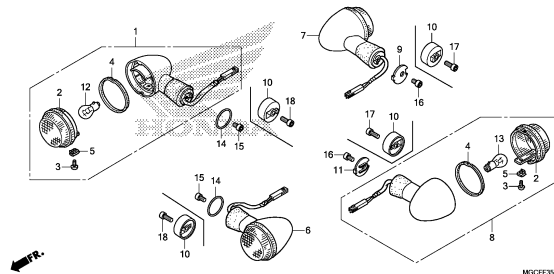


MGCFF3401

FRAME GROUP

F-35

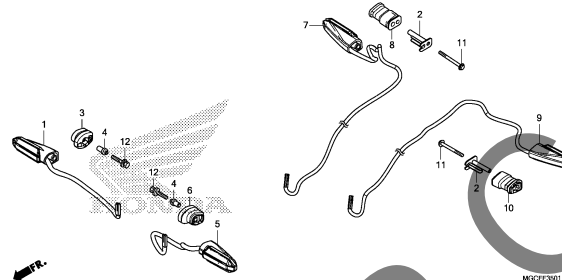
WINKER(CB1100CA/TAD)



MGCF3300

F-35-1

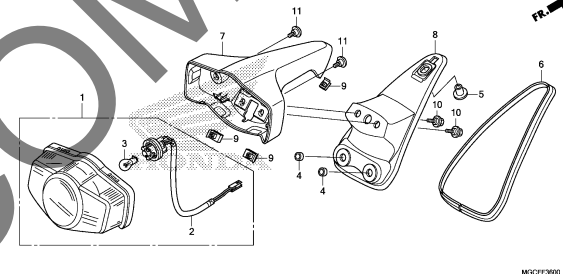
WINKER(CB1100NA/NAD)



MGCF3301

F-36

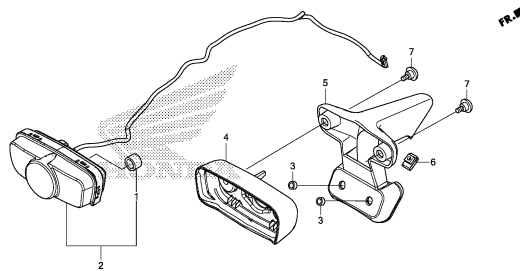
TAILLIGHT(CB1100TAD)



MGCF3300

F-36-1

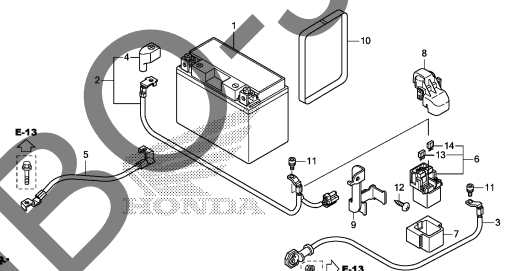
TAILLIGHT(CB1100CA/NA/NAD)



MGCF3301

F-37

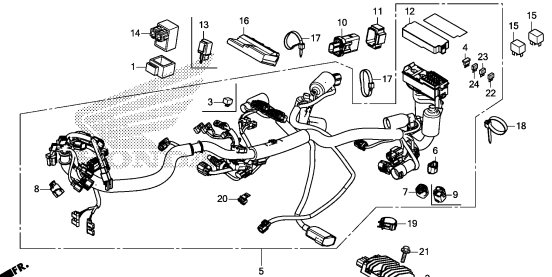
BATTERY



MGCF3700

F-38

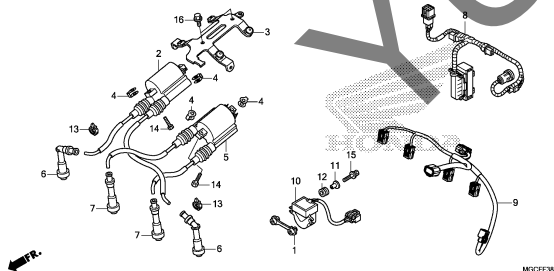
WIRE HARNESS



MGCF3800

F-38-10

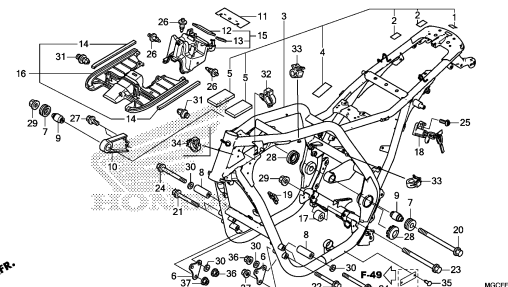
SUB HARNESS/IGNITION COIL



MGCF3810

F-39

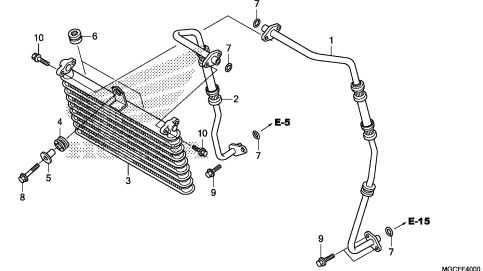
FRAME BODY



MGCF3900

F-40

OIL COOLER

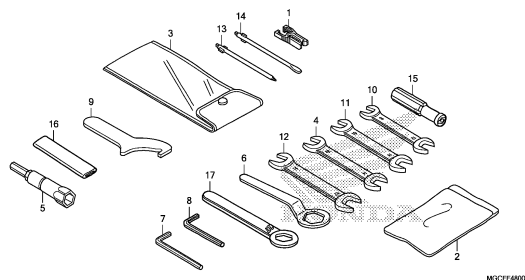


MGCF4000

FRAME GROUP

F-48

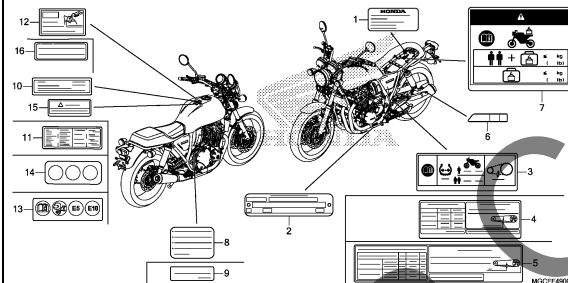
TOOL



MGCFF480

F-49

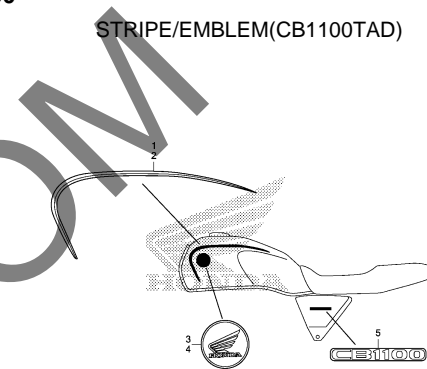
CAUTION LABEL



MGCFF490

F-50

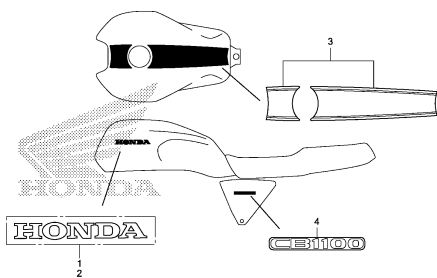
STRIPE/EMBLEM(CB1100TAD)



MGCFF500

F-50-1

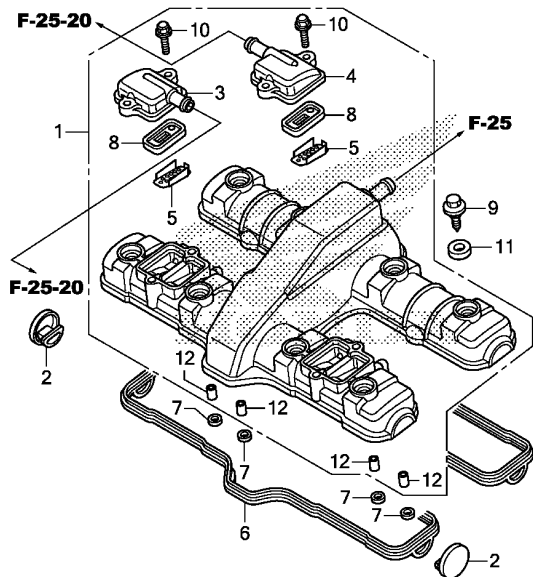
EMBLEM(CB1100CA/NA/NAD)



MGCFF501

E-1

CYLINDER HEAD COVER



MGCFE0100

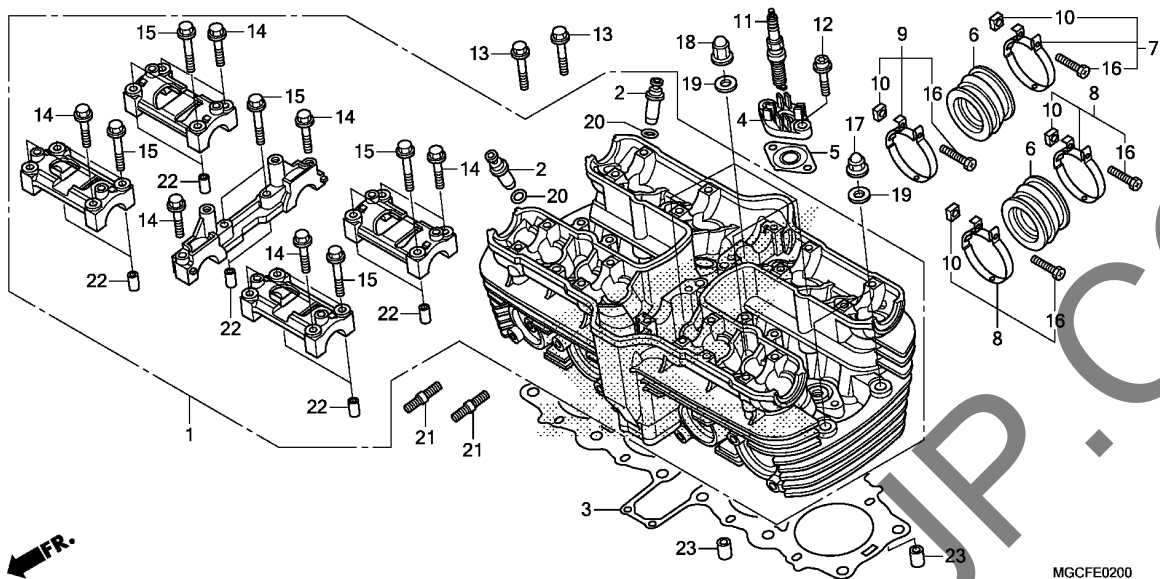
Ref. No.	L.O.N.	(Relative ref. Number) Description	F.R.T.
1	1111C4	COVER, CYLINDER HEAD	1.0
6	1111D2	GASKET, CYLINDER HEAD COVER ..	1.0
8	(5)	VALVE, PAIR CHECK	0.4
	314125	.NOTE: Same time for two units or more	

Ref. No.	Part No.	Description	Reqd. QTY				Serial No.	Parts catalogue code
			CA	NA	NAD	TAD		
			K	K	K	K		
1	12300-MGC-J80	COVER ASSY., CYLINDER HEAD ..	1	1	1	-	-----	CH,F0,GS,K0,TH
	12300-MGC-000	1	1	1	-	-----	E,ED,RU
	12300-MGC-N00	1	1	1	-	-----	2CH,2E,2ED,2F0,2GS,2K0,2RU,2TH
2	12331-MEJ-000	CAP, CYLINDER HEAD SIDE	4	4	4	4	-----	
3	12332-MGC-J80	COVER, R. REED VALVE	1	1	1	-	-----	CH,F0,GS,K0,TH
	12332-MGC-000	1	1	1	-	-----	E,ED,RU
	12332-MGC-N00	1	1	1	-	-----	2CH,2E,2ED,2F0,2GS,2K0,2RU,2TH
4	12333-MGC-J80	COVER, L. REED VALVE	1	1	1	-	-----	CH,F0,GS,K0,TH
	12333-MGC-000	1	1	1	-	-----	E,ED,RU
	12333-MGC-N00	1	1	1	-	-----	2CH,2E,2ED,2F0,2GS,2K0,2RU,2TH
5	12341-MAT-750	PLATE, PORT(AI)	4	4	4	4	-----	
6	12391-MGC-010	GASKET, HEAD COVER	1	1	1	1	-----	
7	12396-KCR-940	GASKET B, HEAD COVER	4	4	4	4	-----	
8	18601-KEA-741	VALVE COMP., REED(ARAI)	4	4	4	4	-----	
9	90017-MGC-010	BOLT, HEAD COVER	8	8	8	8	-----	
10	90020-ZC3-000	BOLT, FLANGE, 6X20	4	4	4	4	-----	
11	90543-MV9-670	RUBBER, MOUNTING	8	8	8	8	-----	
12	94301-08200	DOWEL PIN, 8X20	4	4	4	4	-----	



E-2

CYLINDER HEAD

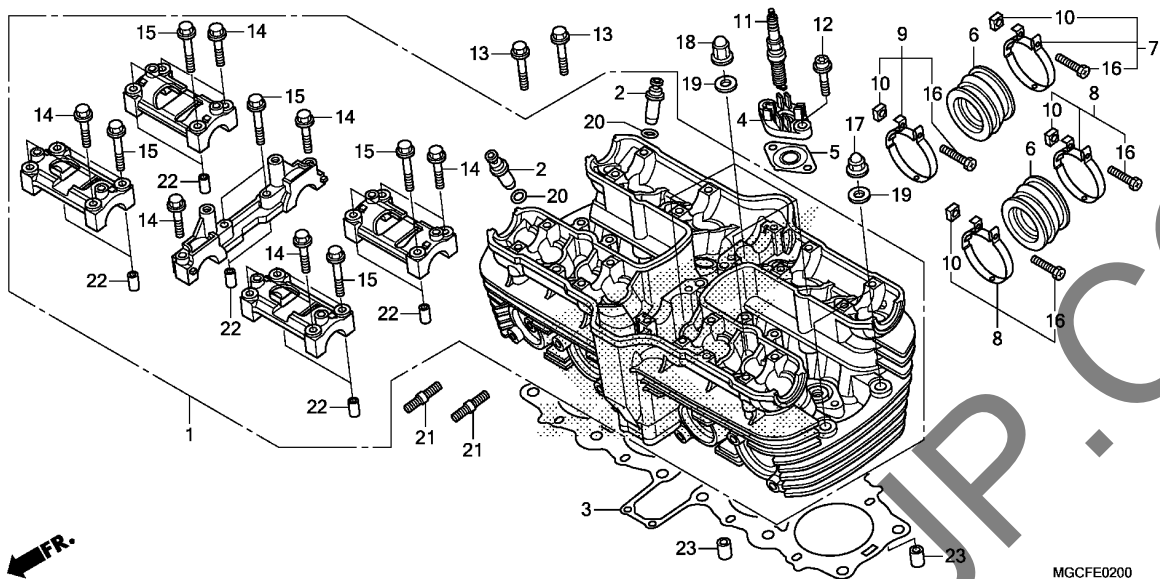


Ref. No.	L.O.N.	(Relative ref. Number) Description	F.R.T.
1	111106	HEAD, CYLINDERINCLUDES: Valve adjust and reface (20)	8.7
2	1111L9	GUIDE, INTAKE VALVE(ONE)INCLUDES: Reaming .INCLUDES: Valve adjust and reface	5.5
	1111L9A	.Replace all intake valve guide add	2.1
	1111M0	GUIDE, EXHAUST VALVE(ONE)INCLUDES: Reaming .INCLUDES: Valve adjust and reface	5.5
	1111M0A	.Replace all exhaust valve guide add	2.1
	1111M9	GUIDE, VALVE :FOR 1 VEHICLE .. .INCLUDES: Reaming .INCLUDES: Valve adjust and reface	10.0
3	111115	GASKET, CYLINDER HEAD	4.6
6	311131	INSULATOR, THROTTLE BODY/ CARBURETOR	1.7
	311131G	.Replace 1 insulator add	0.1
+	311131B	.Replace 2 insulators add	0.2

Ref. No.	Part No.	Description	Reqd. QTY				Serial No.	Parts catalogue code
			CA	NA	NAD	TAD		
1	12010-MGC-000	HEAD ASSY., CYLINDER	1	-	-	-		
	12010-MGC-920	-	1	1	1		
2	12204-MGC-305	GUIDE, VALVE(O.S.)	16	16	16	16		
3	12251-MGC-003	GASKET, CYLINDER HEAD	1	1	1	1		
4	12511-MGC-000	COVER, PLUG HOLE	4	-	-	-		
	12511-MGC-920	-	4	4	4		
5	12521-MGC-003	GASKET, PLUG HOLE COVER	4	4	4	4		
6	16210-MGC-000	INSULATOR, THROTTLE BODY	4	4	4	4		
7	16217-MGC-000	BAND, INSULATOR	2	2	2	2		
	(#2,#3)						
8	16218-MGC-J80	BAND, INSULATOR	4	4	4	4		
	(#1,#4)						
9	16219-MGC-J80	BAND, INSULATOR	2	2	2	2		
	(#2,#3)						
10	16222-MV4-300	NUT, SQUARE, 5MM	8	8	8	8		
11	31908-MGC-003	PLUG, SPARK(LMAR8A-9S)	4	4	4	4		
12	90002-MGC-000	BOLT, FLANGE TORX, 6X25	8	8	8	8		
13	90004-GHB-710	BOLT, FLANGE, 6X40(NSHF)	4	4	4	4		
14	90016-KT7-000	BOLT, FLANGE, 6X37	10	10	10	10		
15	90018-425-000	BOLT, FLANGE, 6X48	10	10	10	10		
16	90023-MM5-000	BOLT, RECESSED, 5X28	8	8	8	8		
17	90231-MGC-000	NUT, CAP, 9MM	4	4	4	4		
18	90232-MGC-000	NUT, CAP, 9MM	8	8	8	8		
19	90411-MGC-000	WASHER, SEALING, 9MM	12	12	12	12		
20	91301-200-000	O-RING, 10X1.6	16	16	16	16		

E-2

CYLINDER HEAD



Ref. No.	L.O.N.	(Relative ref. Number) Description	F.R.T.
+ 6	3111B6	INSULATOR, THROTTLE BODY/ CARBURETOR :FOR 1 VEHICLE ...	1.9
11	614130	PLUG, SPARK	0.4
	6141B2	PLUG, SPARK :FOR 1 VEHICLE ...	0.4

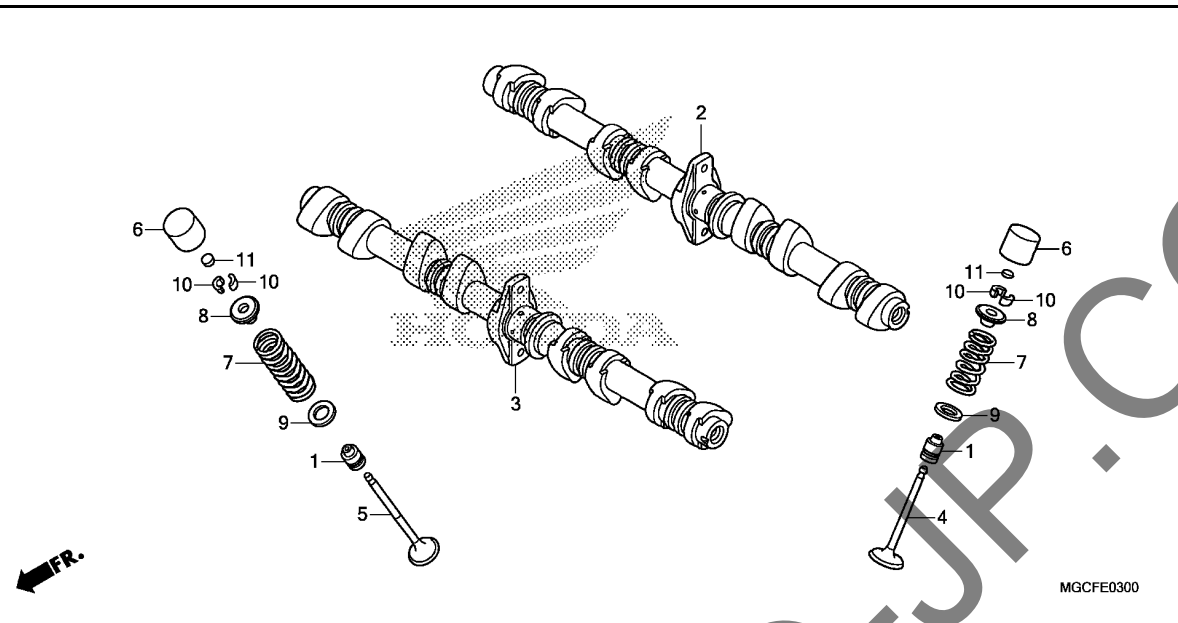
Ref. No.	Part No.	Description	Reqd. QTY				Serial No.	Parts catalogue code
			CA	NA	NAD	TAD		
21	92900-08028-0E	BOLT, STUD, 8X28	8	8	8	8		
22	94301-08200	DOWEL PIN, 8X20	10	10	10	10		
23	94301-10160	DOWEL PIN, 10X16	2	2	2	2		



YUMBOO.P.COM

E-3

CAMSHAFT/VALVE

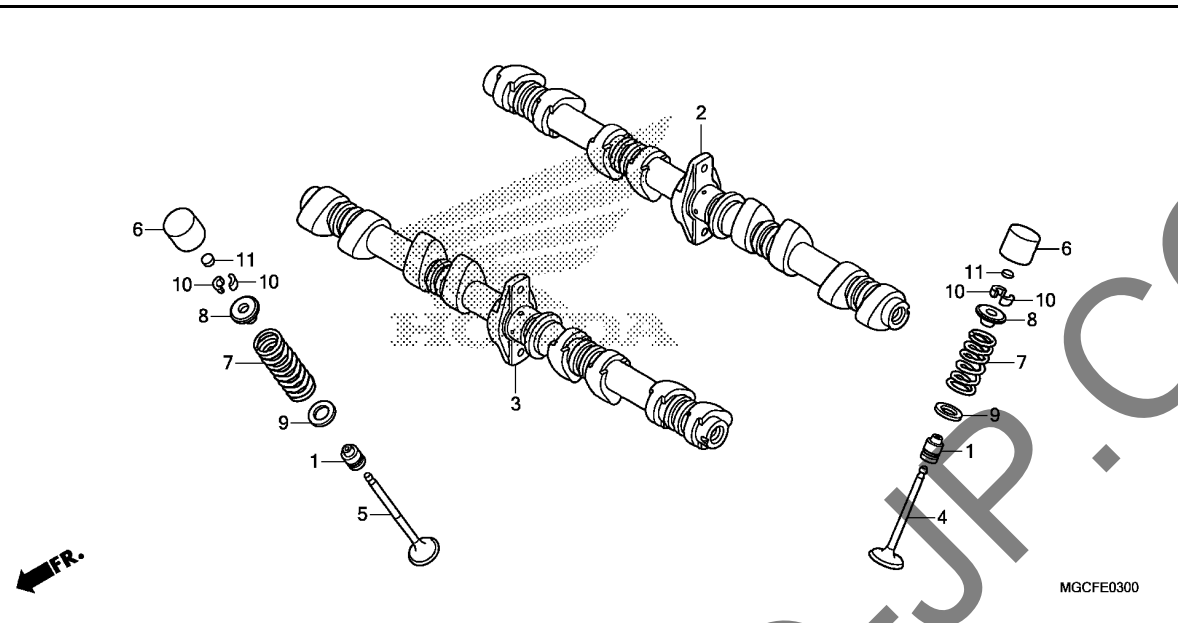


Ref. No.	L.O.N.	(Relative ref. Number) Description	F.R.T.
2	1111E5	CAMSHAFT :INTAKEINCLUDES: Valve clearance adjustment	2.1
3	1111E6	CAMSHAFT :EXHAUSTINCLUDES: Valve clearance adjustment	2.1
	1111T4	CAMSHAFT :FOR 1 VEHICLEINCLUDES: Valve clearance adjustment	2.9
4	1111N0	VALVE, INTAKE(ONE)INCLUDES: Refacing	5.0
	1111NOA	.Replace all intake valve add	1.4
5	1111N1	VALVE, EXHAUST(ONE)INCLUDES: Refacing	5.0
	1111N1A	.Replace all exhaust valve add	1.4
	1111P0	VALVE :FOR 1 VEHICLEINCLUDES: Refacing	8.0
7		(1,8,9,10)	
	1111P2	INTAKE VALVE SPRING AND/OR STEM SEAL(ONE)Replace all intake spring add	4.8 0.7
	1111P2A	.Replace all intake spring add	0.7
	1111P3	EXHAUST VALVE SPRING AND/OR STEM SEAL(ONE)Replace all exhaust spring add	4.8 0.7
	1111P3A	.Replace all exhaust spring add	0.7

Ref. No.	Part No.	Description	Reqd. QTY				Serial No.	Parts catalogue code
			CA	NA	NAD	TAD		
			K	K	K	K		
1	12209-KE8-005	SEAL, VALVE STEM	16	16	16	16		
2	14110-MGC-000	CAMSHAFT COMP., IN.	1	1	1	1		
3	14210-MGC-000	CAMSHAFT COMP., EX.	1	1	1	1		
4	14711-MGC-000	VALVE, IN.	8	8	8	8		
5	14721-MGC-000	VALVE, EX.	8	8	8	8		
6	14731-MFL-D21	LIFTER, VALVE	16	16	16	16		
7	14751-MEJ-000	SPRING, VALVE	16	16	16	16		
8	14771-MAT-000	RETAINER, VALVE SPRING	16	16	16	16		
9	14775-MA6-000	SEAT, VALVE SPRING OUTER	16	16	16	16		
10	14781-MAT-000	COTTER, VALVE	32	32	32	32		
11	14901-KT7-013	SHIM, TAPPET(1.200)	16	16	16	16		
	14902-KT7-013	SHIM, TAPPET(1.225)	16	16	16	16		
	14903-KT7-013	SHIM, TAPPET(1.250)	16	16	16	16		
	14904-KT7-013	SHIM, TAPPET(1.275)	16	16	16	16		
	14905-KT7-013	SHIM, TAPPET(1.300)	16	16	16	16		
	14906-KT7-013	SHIM, TAPPET(1.325)	16	16	16	16		
	14907-KT7-013	SHIM, TAPPET(1.350)	16	16	16	16		
	14908-KT7-013	SHIM, TAPPET(1.375)	16	16	16	16		
	14909-KT7-013	SHIM, TAPPET(1.400)	16	16	16	16		
	14910-KT7-013	SHIM, TAPPET(1.425)	16	16	16	16		
	14911-KT7-013	SHIM, TAPPET(1.450)	16	16	16	16		
	14912-KT7-013	SHIM, TAPPET(1.475)	16	16	16	16		
	14913-KT7-013	SHIM, TAPPET(1.500)	16	16	16	16		
	14914-KT7-013	SHIM, TAPPET(1.525)	16	16	16	16		
	14915-KT7-013	SHIM, TAPPET(1.550)	16	16	16	16		
	14916-KT7-013	SHIM, TAPPET(1.575)	16	16	16	16		
	14917-KT7-013	SHIM, TAPPET(1.600)	16	16	16	16		

E-3

CAMSHAFT/VALVE

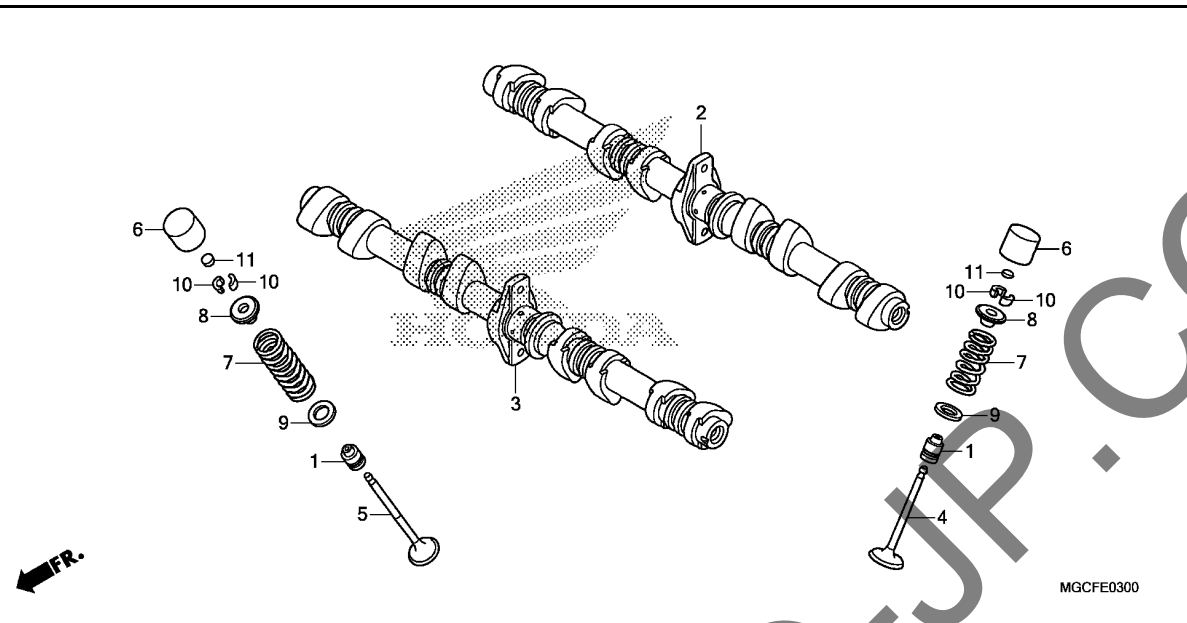


Ref. No.	L.O.N.	(Relative ref. Number) Description	F.R.T.
+ 7	1111Q2	VALVE SPRING AND/OR STEM SEAL FOR 1 VEHICLE	6.3

Ref. No.	Part No.	Description	Reqd. QTY				Serial No.	Parts catalogue code
			CA	NA	NAD	TAD		
11)	14918-KT7-013	SHIM, TAPPET(1.625)	16	16	16	16		
	14919-KT7-013	SHIM, TAPPET(1.650)	16	16	16	16		
	14920-KT7-013	SHIM, TAPPET(1.675)	16	16	16	16		
	14921-KT7-013	SHIM, TAPPET(1.700)	16	16	16	16		
	14922-KT7-013	SHIM, TAPPET(1.725)	16	16	16	16		
	14923-KT7-013	SHIM, TAPPET(1.750)	16	16	16	16		
	14924-KT7-013	SHIM, TAPPET(1.775)	16	16	16	16		
	14925-KT7-013	SHIM, TAPPET(1.800)	16	16	16	16		
	14926-KT7-013	SHIM, TAPPET(1.825)	16	16	16	16		
	14927-KT7-013	SHIM, TAPPET(1.850)	16	16	16	16		
	14928-KT7-013	SHIM, TAPPET(1.875)	16	16	16	16		
	14929-KT7-013	SHIM, TAPPET(1.900)	16	16	16	16		
	14930-KT7-013	SHIM, TAPPET(1.925)	16	16	16	16		
	14931-KT7-013	SHIM, TAPPET(1.950)	16	16	16	16		
	14932-KT7-013	SHIM, TAPPET(1.975)	16	16	16	16		
	14933-KT7-013	SHIM, TAPPET(2.000)	16	16	16	16		
	14934-KT7-013	SHIM, TAPPET(2.025)	16	16	16	16		
	14935-KT7-013	SHIM, TAPPET(2.050)	16	16	16	16		
	14936-KT7-013	SHIM, TAPPET(2.075)	16	16	16	16		
	14937-KT7-013	SHIM, TAPPET(2.100)	16	16	16	16		
	14938-KT7-013	SHIM, TAPPET(2.125)	16	16	16	16		
	14939-KT7-013	SHIM, TAPPET(2.150)	16	16	16	16		
	14940-KT7-013	SHIM, TAPPET(2.175)	16	16	16	16		
	14941-KT7-013	SHIM, TAPPET(2.200)	16	16	16	16		
	14942-KT7-013	SHIM, TAPPET(2.225)	16	16	16	16		
	14943-KT7-013	SHIM, TAPPET(2.250)	16	16	16	16		
	14944-KT7-013	SHIM, TAPPET(2.275)	16	16	16	16		
	14945-KT7-013	SHIM, TAPPET(2.300)	16	16	16	16		
	14946-KT7-013	SHIM, TAPPET(2.325)	16	16	16	16		

E-3

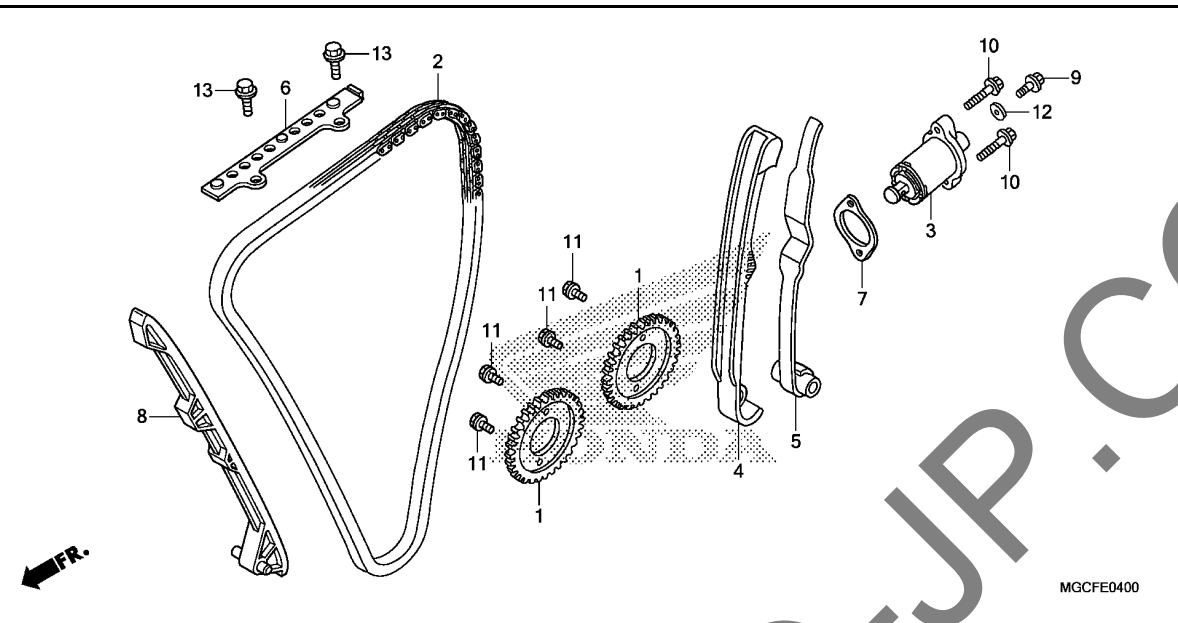
CAMSHAFT/VALVE



Ref. No.	Part No.	Description	Reqd. QTY				Serial No.	Parts catalogue code
			CA	NA	NAD	TAD		
11)	14947-KT7-013	SHIM, TAPPET (2.350)	16	16	16	16		
	14948-KT7-013	SHIM, TAPPET (2.375)	16	16	16	16		
	14949-KT7-013	SHIM, TAPPET (2.400)	16	16	16	16		
	14950-KT7-013	SHIM, TAPPET (2.425)	16	16	16	16		
	14951-KT7-013	SHIM, TAPPET (2.450)	16	16	16	16		
	14952-KT7-013	SHIM, TAPPET (2.475)	16	16	16	16		
	14953-KT7-013	SHIM, TAPPET (2.500)	16	16	16	16		
	14954-KT7-013	SHIM, TAPPET (2.525)	16	16	16	16		
	14955-KT7-013	SHIM, TAPPET (2.550)	16	16	16	16		
	14956-KT7-013	SHIM, TAPPET (2.575)	16	16	16	16		
	14957-KT7-013	SHIM, TAPPET (2.600)	16	16	16	16		
	14958-KT7-013	SHIM, TAPPET (2.625)	16	16	16	16		
	14959-KT7-013	SHIM, TAPPET (2.650)	16	16	16	16		
	14960-KT7-013	SHIM, TAPPET (2.675)	16	16	16	16		
	14961-KT7-013	SHIM, TAPPET (2.700)	16	16	16	16		
	14962-KT7-013	SHIM, TAPPET (2.725)	16	16	16	16		
	14963-KT7-013	SHIM, TAPPET (2.750)	16	16	16	16		
	14964-KT7-013	SHIM, TAPPET (2.775)	16	16	16	16		
	14965-KT7-013	SHIM, TAPPET (2.800)	16	16	16	16		
	14966-KT7-013	SHIM, TAPPET (2.825)	16	16	16	16		
	14967-KT7-013	SHIM, TAPPET (2.850)	16	16	16	16		
	14968-KT7-013	SHIM, TAPPET (2.875)	16	16	16	16		
	14969-KT7-013	SHIM, TAPPET (2.900)	16	16	16	16		

E-4

CAM CHAIN/TENSIONER



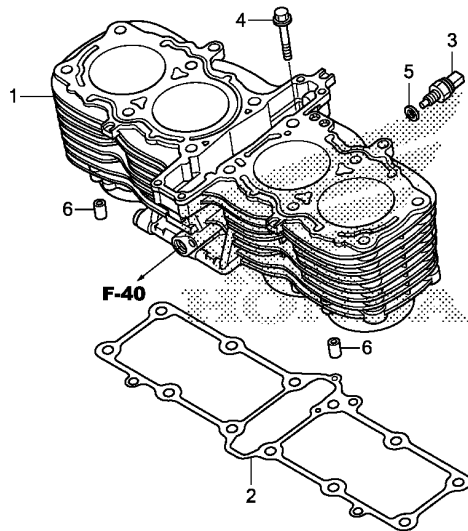
Ref. No.	L.O.N.	(Relative ref. Number) Description	F.R.T.
1	1111F7	SPROCKET, CAM :INTAKE	1.5
	1111F8	SPROCKET, CAM :EXHAUST	1.5
	1111F9	SPROCKET, CAM :FOR 1 VEHICLE ..	1.7
2	110140	CHAIN, CAM	8.1
		.INCLUDES: Engine removal and installation	
3		(7)	
	111133	LIFTER, TENSIONER	0.2
4		(5)	
	111130	TENSIONER, CAM CHAIN	6.5
		.INCLUDES: Engine removal and installation	
6	1111G9	GUIDE B, CAM CHAIN	1.0
8	111139	GUIDE, CAM CHAIN	6.5
		.INCLUDES: Engine removal and installation	

Ref. No.	Part No.	Description	Reqd. QTY				Serial No.	Parts catalogue code
			CA	NA	NAD	TAD		
			K	K	K	K		
1	14321-MGC-000	SPROCKET, CAM(46T)	2	2	2	2		
2	14401-MAZ-003	CHAIN, CAM(154L)(BORG-WARNER)	1	1	1	1		
3	14500-MAZ-000	LIFTER COMP., TENSIONER	1	1	1	1		
4	14511-MAZ-300	TENSIONER, CAM CHAIN	1	1	1	1		
5	14520-MAZ-000	BASE COMP., CAM CHAIN TENSIONER	1	1	1	1		
6	14546-MGC-000	GUIDE B, CAM CHAIN	1	1	1	1		
7	14560-MY5-851	GASKET, TENSIONER LIFTER	1	1	1	1		
8	14620-MAZ-000	GUIDE A, CAM CHAIN	1	1	1	1		
9	90025-GHB-610	BOLT, FLANGE, 6X10	1	1	1	1		
10	90025-GHB-680	BOLT, FLANGE, 6X25	2	2	2	2		
11	90082-HA0-000	BOLT, FLANGE KNOCK, 7X10.5 ..	4	4	4	4		
12	90442-397-000	WASHER, SEALING, 6MM	1	1	1	1		
13	95701-06014-00	BOLT, FLANGE, 6X14	2	2	2	2		



E-5

CYLINDER



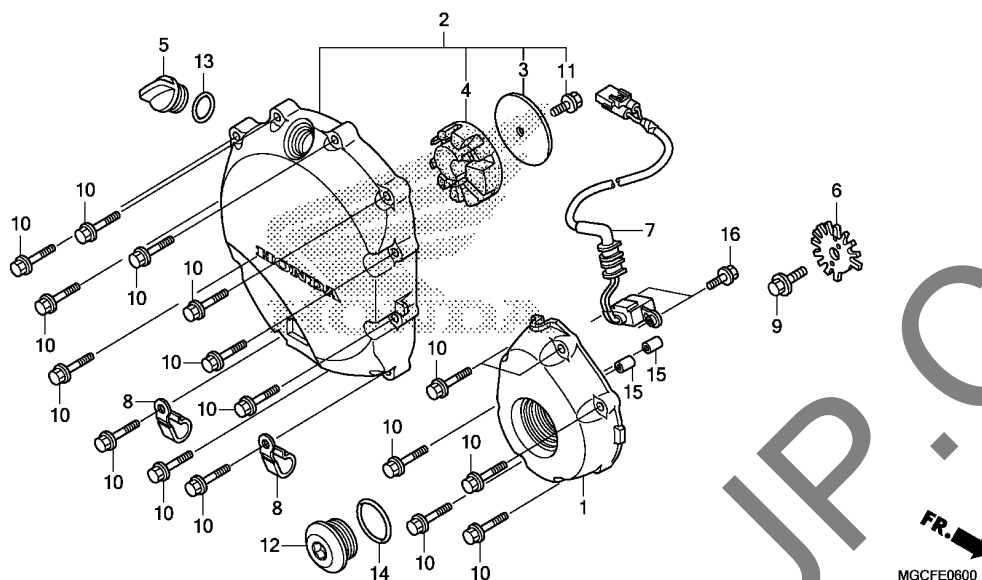
Ref. No.	L.O.N.	(Relative ref. Number) Description	F.R.T.
1	1111A5	CYLINDER	5.5
2	111102	GASKET, CYLINDER	5.2
3	617151	SENSOR, OIL TEMPERATURE	0.2

Ref. No.	Part No.	Description	Reqd. QTY				Serial No.	Parts catalogue code
			CA	NA	NAD	TAD		
1	12100-MGC-010	CYLINDER COMP.	1	-	-	-		
	12100-MGC-921	-	1	1	1		
2	12191-MGC-003	GASKET, CYLINDER	1	1	1	1		
3	37750-KPH-701	SENSOR ASSY., THERMOSTAT OIL (PANASONIC)	1	1	1	1		
4	90004-GHB-700	BOLT, FLANGE, 6X35(NSHF)	1	1	1	1		
5	90443-MB0-000	WASHER, SEALING, 10.2MM	1	1	1	1		
6	94301-10160	DOWEL PIN, 10X16	2	2	2	2		

2

E-6

RIGHT CRANKCASE COVER



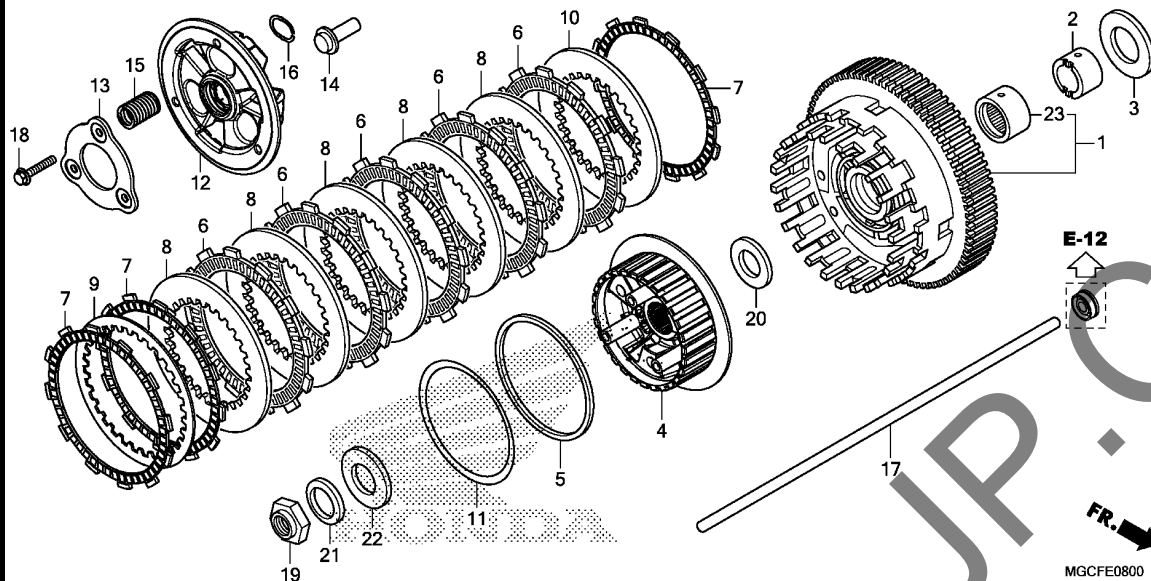
Ref. No.	L.O.N.	(Relative ref. Number) Description	F.R.T.
1	110159	COVER, CRANKCASE :RIGHT	0.1
2	212121	COVER, CLUTCH	0.5
6	614111	ROTOR, PULSE	0.2
7	614110	GENERATOR, IGNITION PULSE	0.3

Ref. No.	Part No.	Description	Reqd. QTY				Serial No.	Parts catalogue code
			CA	NA	NAD	TAD		
1	11311-MGC-920	COVER, R. CRANKCASE	1	1	1	-	CH,F0,GS,K0,TH	
	11311-MGC-000	1	1	1	-	E,ED,RU	
	11311-MGC-N00	1	1	1	-	2CH,2E,2ED,2F0,2GS,2K0,2RU,2TH	
2	11330-MGC-J80	COVER ASSY., CLUTCH	1	1	1	-	CH,F0,GS,K0,TH	
	11330-MGC-000	1	1	1	-	E,ED,RU	
	11330-MGC-N00	1	1	1	-	2CH,2E,2ED,2F0,2GS,2K0,2RU,2TH	
3	11333-MZ1-000	PLATE, CLUTCH COVER RUBBER	1	1	1	1		
4	11334-MZ1-000	RUBBER, CLUTCH COVER	1	1	1	1		
5	15611-KA4-710	CAP, OIL FILLER	1	1	1	1		
6	30291-MGC-010	ROTOR, PULSE	1	1	1	1		
7	30300-MGC-003	GENERATOR ASSY., PULSE	1	1	1	1		
8	35211-443-760	CLAMP, SWITCH CORD	2	2	2	2		
9	90001-MGC-000	BOLT, FLANGE, 10X20	1	1	1	1		
10	90027-GHB-690	BOLT, FLANGE, 6X28	17	17	17	17		
11	90029-MT4-000	BOLT, FLANGE, 6X12(CT200)	1	1	1	1		
12	90087-MR1-000	CAP, 30MM	1	1	1	1		
13	91307-KF0-003	O-RING, 18X3(ARAI)	1	1	1	1		
14	91344-PC9-004	O-RING, 29X2.4(NOK)	1	1	1	1		
15	94301-08140	DOWEL PIN, 8X14	2	2	2	2		
16	95701-06014-00	BOLT, FLANGE, 6X14	2	2	2	2		



E-8

CLUTCH

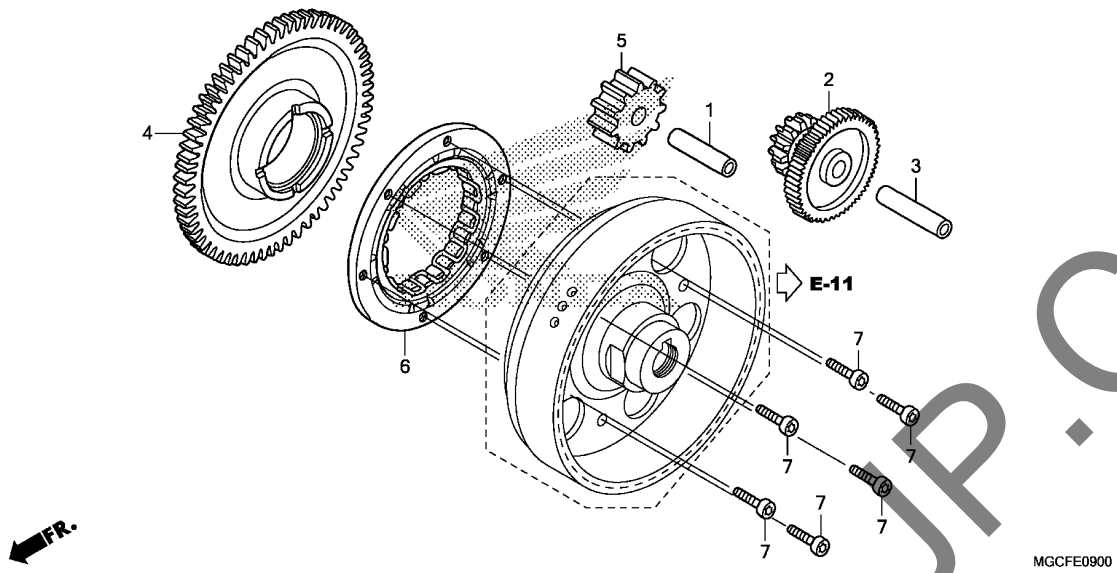


Ref. No.	L.O.N.	(Relative ref. Number) Description	F.R.T.
1	2121A0	OUTER, CLUTCH	1.0
4	212112	CENTER, CLUTCH	0.9
6	(5,7,8,9,10,11)	DISC, CLUTCH FRICTION	0.7
	2121A1	.NOTE: Same time for two units or more	
12	2121A3	PLATE, CLUTCH PRESSURE	0.6
14	2121A5	PIECE, CLUTCH JOINT	0.6
15	212107	SPRING, CLUTCH	0.6
		.NOTE: Same time for two units or more	
17	2121B6	ROD, CLUTCH LIFTER	0.2

Ref. No.	Part No.	Description	Reqd. QTY				Serial No.	Parts catalogue code
			CA	NA	NAD	TAD		
1	22100-MEJ-000	OUTER COMP., CLUTCH	1	1	1	1		
2	22116-MS2-610	GUIDE, CLUTCH OUTER	1	1	1	1		
3	22117-MEJ-610	COLLAR, DISTANCE	1	1	1	1		
4	22121-MJP-G51	CENTER, CLUTCH	1	1	1	1		
5	22125-HP6-A00	SEAT, JUDDER SPRING	1	1	1	1		
6	22201-MEL-000	DISK, CLUTCH FRICTION	5	5	5	5		
7	22202-MJP-G51	DISK B, CLUTCH FRICTION	3	3	3	3		
8	22321-MN4-000	PLATE, CLUTCH(2.0)	5	5	5	5		
9	22322-MJP-G51	PLATE, CLUTCH	1	1	1	1		
10	22322-MN4-000	PLATE B, CLUTCH(2.0)	1	1	1	1		
11	22325-MJP-G51	SPRING, JUDDER	1	1	1	1		
12	22350-MJP-G51	PLATE COMP., CLUTCH PRESSURE	1	1	1	1		
13	22361-MJP-G51	PLATE, SETTING	1	1	1	1		
14	22366-MAZ-000	PIECE, CLUTCH JOINT	1	1	1	1		
15	22401-MJP-G51	SPRING, CLUTCH	3	3	3	3		
16	22425-MJP-G51	SEAT, CLUTCH SPRING	3	3	3	3		
17	22850-MGC-JB0	ROD, CLUTCH LIFTER	1	1	1	1		
18	90050-MJP-G51	BOLT, FLANGE, 6X35	3	3	3	3		
19	90231-MCH-000	NUT, LOCK, 25MM	1	1	1	1		
20	90401-MS2-610	WASHER, THRUST, 28.2X56X2 ...	1	1	1	1		
21	90432-MM8-003	WASHER, SPRING, 25MM (CHUO SPRING)	1	1	1	1		
22	90451-VM0-000	WASHER, THRUST, 25X40X2	1	1	1	1		
23	91024-MM5-003	BEARING, NEEDLE, 40X47X31 ...	1	1	1	1		

E-9

STARTING CLUTCH



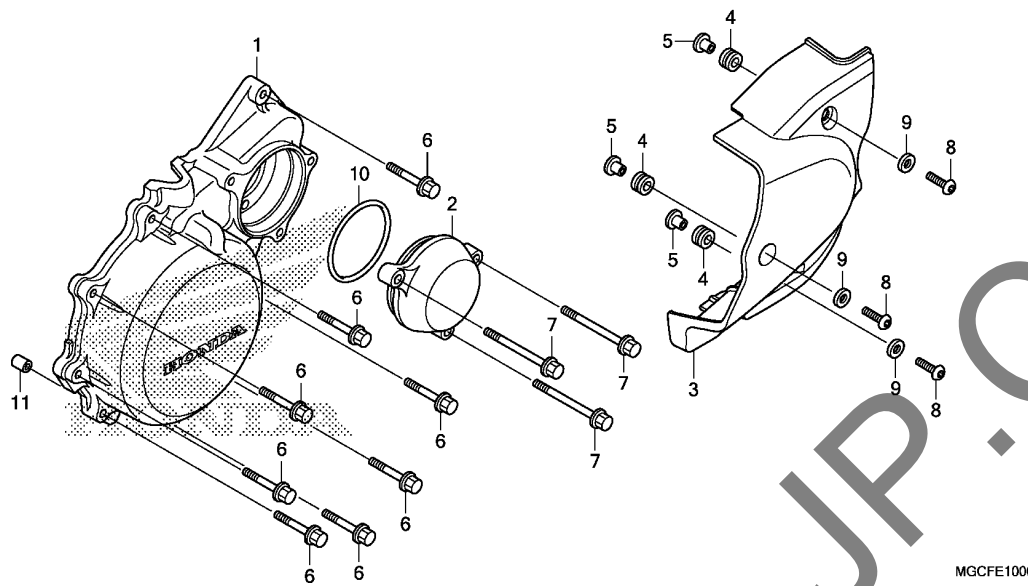
Ref. No.	L.O.N.	(Relative ref. Number) Description	F.R.T.
2	612125	GEAR, STARTER REDUCTION	0.2
4	612120	GEAR, STARTER DRIVEN	0.5
5	612135	GEAR, STARTER IDLE	0.4
6	612131	OUTER, STARTING CLUTCH	0.6

Ref. No.	Part No.	Description	Reqd. QTY				Serial No.	Parts catalogue code
			CA	NA	NAD	TAD		
1	13111-892-000	PIN, PISTON	1	1	1	1		
2	28101-MGC-D20	GEAR, STARTER REDUCTION (11T/56T)	1	1	1	1		
3	28102-ME9-000	PIN, 10X44	1	1	1	1		
4	28110-MAZ-000	GEAR COMP., STARTING DRIVEN (49T)	1	1	1	1		
5	28121-MGC-D20	GEAR, STARTING IDLE(11T)	1	1	1	1		
6	28125-MV9-672	OUTER COMP., STARTING CLUTCH	1	1	1	1		
7	90085-413-781	BOLT, SOCKET, 6MM	6	6	6	6		



E-10

LEFT CRANKCASE COVER



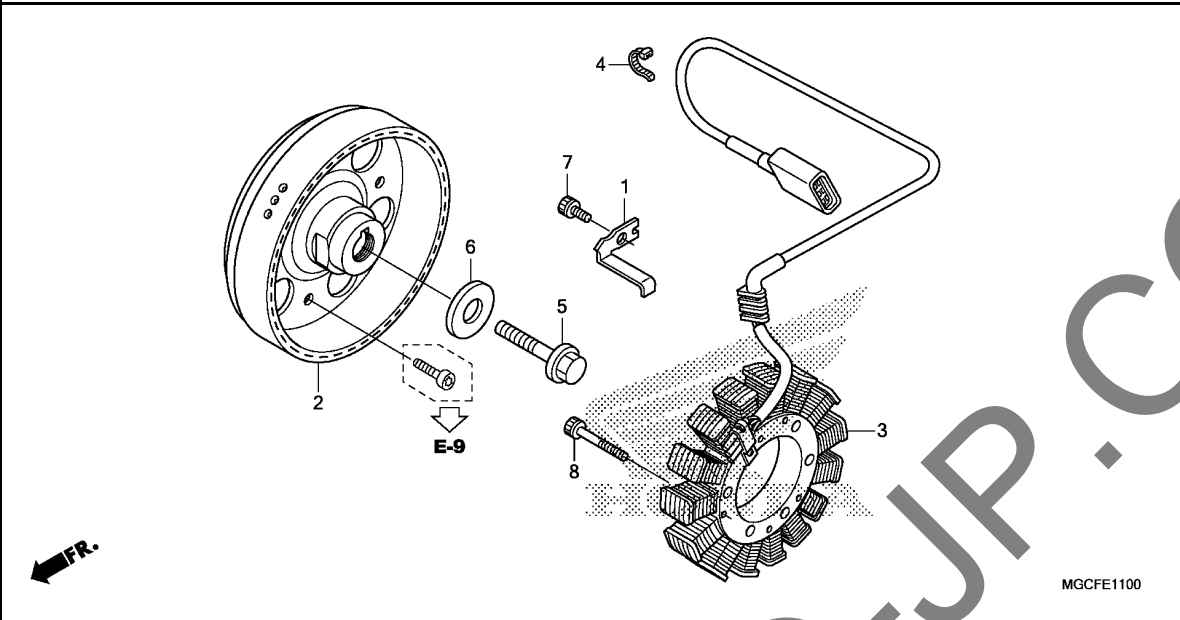
Ref. No.	L.O.N.	(Relative ref. Number) Description	F.R.T.
1	1101A6	COVER, CRANKCASE :LEFT (10)	0.5
2	2101D7	COVER, REDUCTION GEAR	0.1
3	1101L9	COVER, CRANKCASE OUTER :LEFT REAR	0.1

Ref. No.	Part No.	Description	Reqd. QTY				Serial No.	Parts catalogue code
			CA	NA	NAD	TAD		
1	11321-MGC-J80	COVER, L. CRANKCASE	1	1	1	-	CH,F0,GS,K0,TH	
	11321-MGC-000	1	1	-	-	E,ED,RU	
	11321-MGC-N00	-	1	1	-	2CH,2E,2ED,2F0,2GS,2K0,2RU,2TH	
			-	-	-	1		
2	11340-MAZ-000	CAP, L. COVER	1	1	1	-	CH,F0,GS,K0,TH	
	11340-MGC-000	1	1	-	-	E,ED,RU	
	11340-MGC-N00	-	1	1	-	2CH,2E,2ED,2F0,2GS,2K0,2RU,2TH	
			-	-	-	1		
3	11661-MGC-N20	COVER, L. SIDE	1	1	1	-	CH,F0,GS,K0,TH	
	11661-MGC-D40	1	1	-	-	E,ED,RU	
	11661-MGC-A40	-	1	1	-	2CH,2E,2ED,2F0,2GS,2K0,2RU,2TH	
			-	-	-	1		
4	64386-MS2-000	RUBBER, PIVOT UNDER COVER ...	3	3	3	3		
5	83119-MG9-000	COLLAR, LOCK SETTING	3	3	3	3		
6	90027-GHB-690	BOLT, FLANGE, 6X28	8	8	8	8		
7	90027-GHB-780	BOLT, FLANGE, 6X60	3	3	3	3		
8	90085-MCZ-000	BOLT, SPECIAL, 6X17	3	3	3	3		
9	90525-428-900	WASHER, PLAIN, 6MM	3	3	3	3		
10	91303-MEJ-003	O-RING, 58X2.5	1	1	1	1		
11	94301-08140	DOWEL PIN, 8X14	1	1	1	1		

2

E-11

GENERATOR



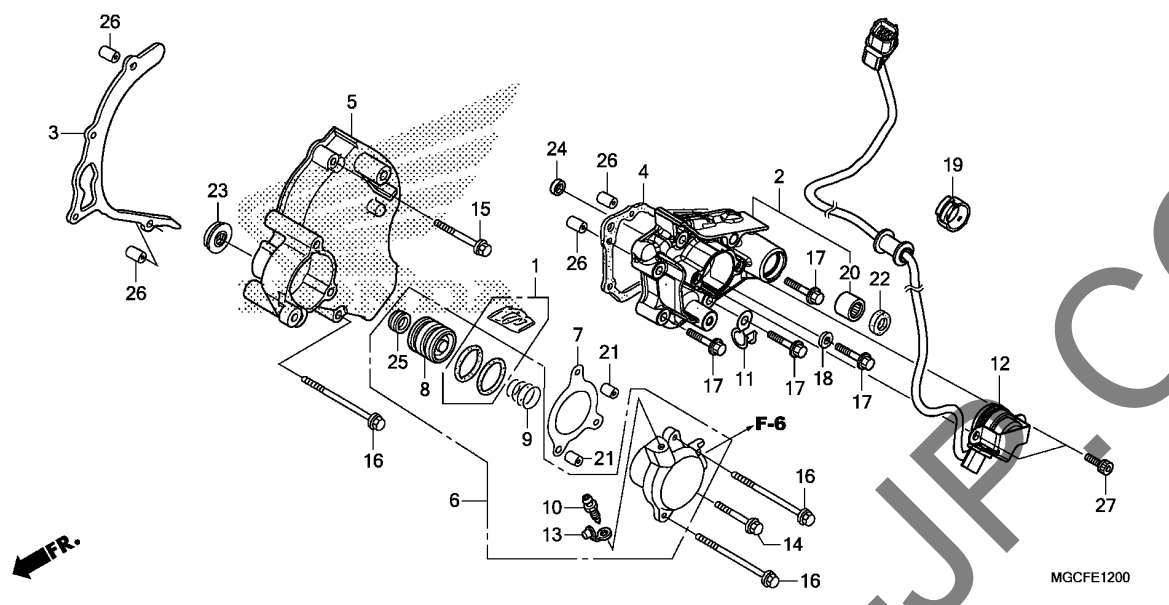
Ref. No.	L.O.N.	(Relative ref. Number) Description	F.R.T.
2	613105	ROTOR OR FLYWHEEL	0.6
3	6131A3	STATOR	0.7

Ref. No.	Part No.	Description	Reqd. QTY				Serial No.	Parts catalogue code
			CA	NA	NAD	TAD		
1	11323-MGC-000	CLAMP, A.C. GENERATOR CORD ..	1	1	1	1		
2	31110-MGC-004	FLYWHEEL COMP.	1	1	1	1		
3	31120-MGC-014	STATOR COMP.	1	1	1	1		
4	35701-MG9-950	BAND(BLACK 3.5X140)	1	1	1	1		
5	90023-MBW-000	BOLT, FLANGE, 10MM	1	1	1	1		
6	90405-MFA-D00	WASHER, 10.5X31.8	1	1	1	1		
7	96600-06014-00	BOLT, SOCKET, 6X14	1	1	1	1		
8	96600-06032-00	BOLT, SOCKET, 6X32	4	4	4	4		



E-12

LEFT REAR CRANKCASE COVER



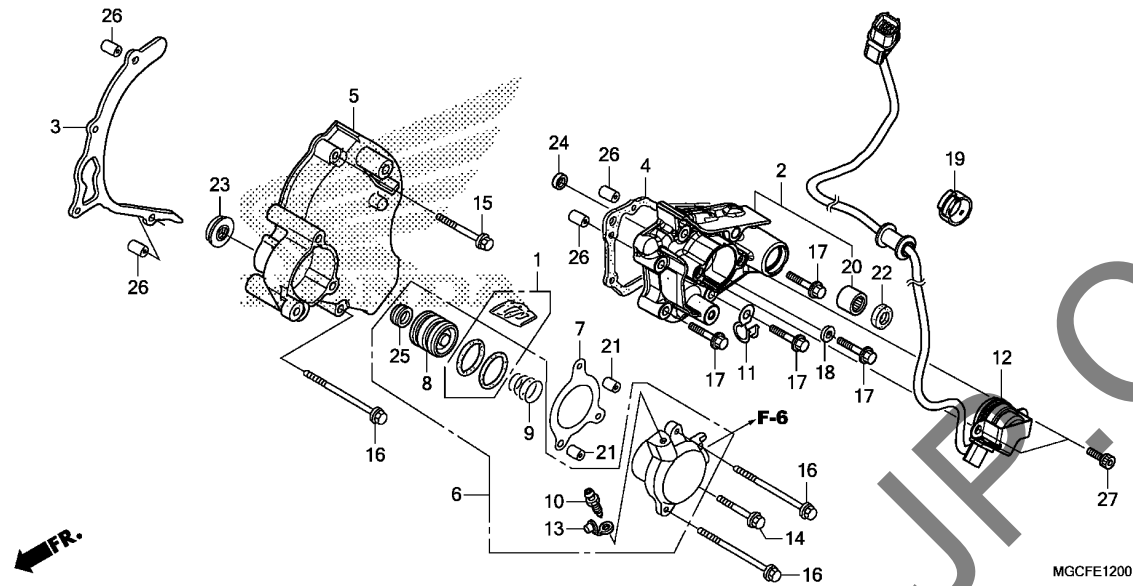
Ref. No.	L.O.N.	(Relative ref. Number) Description	F.R.T.
2	2101D5	COVER, CHANGE	0.3
4	2101G8	GASKET, CHANGE COVER	0.3
5	1101B0	COVER, CRANKCASE :LEFT REAR ..	0.3
6	212115	CYLINDER, CLUTCH SLAVE	0.4
		.INCLUDES: Air bleeding	
7	2121B0	GASKET, SLAVE CYLINDER	0.2
8		(1,9,25)	
	2121B1	PISTON, SLAVE CYLINDER	0.5
		.INCLUDES: Air bleeding	
12	615125	SWITCH, GEAR CHANGE	0.4
20	1101E0	BEARING, GEARSHIFT SPINDLE ...	0.4
22	1101F9	OIL SEAL, GEARSHIFT SPINDLE ..	0.3

Ref. No.	Part No.	Description	Reqd. QTY				Serial No.	Parts catalogue code
			CA	NA	NAD	TAD		
			K	K	K	K		
1	04121-MEJ-305	O-RING SET	1	1	1	1		
2	11360-MGC-N20	HOLDER COMP., L. SIDE	1	1	1	1		
3	11365-MGC-JB0	PLATE, DRIVE CHAIN GUIDE	1	1	1	1		
4	11394-MGC-N20	GASKET, L. SIDE HOLDER	1	1	1	1		
5	11652-MAZ-010	COVER, L. RR. CRANKCASE	1	1	1	1		
6	22860-MEJ-003	CYLINDER ASSY., CLUTCH SLAVE	1	1	1	1		
7	22862-MGJ-D00	GASKET, SLAVE CYLINDER	1	1	1	1		
8	22863-MEJ-003	PISTON, SLAVE CYLINDER	1	1	1	1		
9	22864-MEJ-003	SPRING, SLAVE CYLINDER	1	1	1	1		
10	22866-MF2-711	SCREW, BLEEDER	1	1	1	1		
11	32921-039-000	CLIP, DYNAMO CORD	1	1	1	1		
12	35759-MGC-N21	SWITCH ASSY., CHANGE	1	1	1	1		
13	43353-461-771	CAP, BLEEDER	1	1	1	1		
14	90020-GHB-680	BOLT, FLANGE, 6X25	1	1	1	1		
15	90020-GHB-750	BOLT, FLANGE, 6X45	1	1	1	1		
16	90020-GHB-810	BOLT, FLANGE, 6X75	3	3	3	3		
17	90025-GHB-720	BOLT, FLANGE, 6X35	5	5	5	5		
18	90463-ML7-000	WASHER, SEALING, 6.5MM	1	1	1	1		
19	90683-KJ2-003	CLIP, WIRE HARNESS	1	1	1	1		
20	91002-459-773	BEARING, NEEDLE, 19X13X12 ...	1	1	1	1		
21	91103-429-000	DOWEL PIN, 8X10	2	2	2	2		
22	91204-KE8-003	OIL SEAL, 13X22X5 (ARAI)	1	1	1	1		
23	91204-MG8-003	OIL SEAL, 8X25X7 (ARAI)	1	1	1	1		
24	91205-MJ0-003	OIL SEAL, 6X16X5 (ARAI)	1	1	1	1		
	91205-MJ0-005	OIL SEAL, 6X16X5 (NOK)	1	1	1	1		

2

E-12

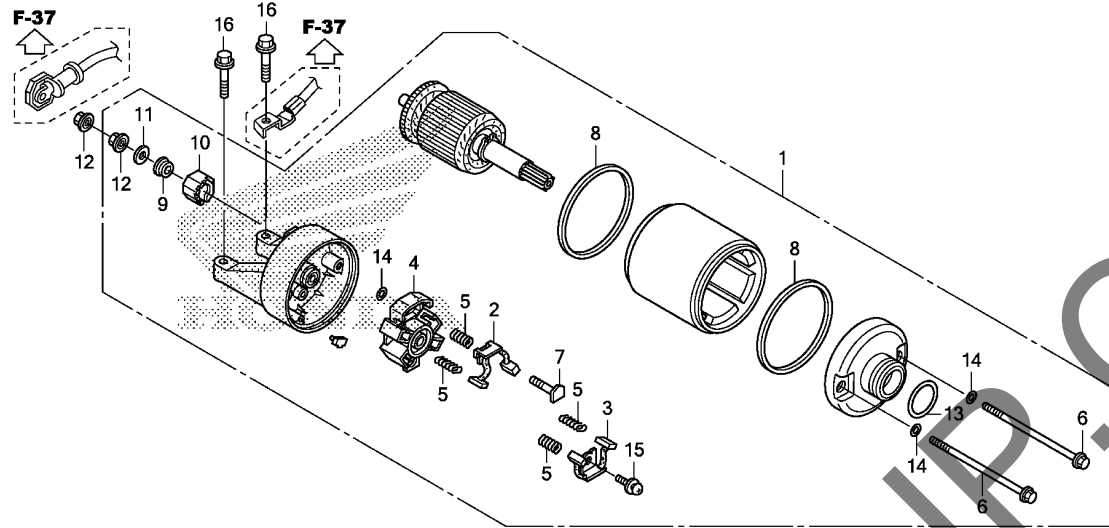
LEFT REAR CRANKCASE COVER



Ref. No.	Part No.	Description	Reqd. QTY				Serial No.	Parts catalogue code
			CA	NA	NAD	TAD		
25	91209-MB0-003	OIL SEAL, 8X18X5	1	1	1	1		
26	94301-08140	DOWEL PIN, 8X14	4	4	4	4		
27	96600-06014-00	BOLT, SOCKET, 6X14	2	2	2	2		

E-13

STARTING MOTOR



MGCFE1300

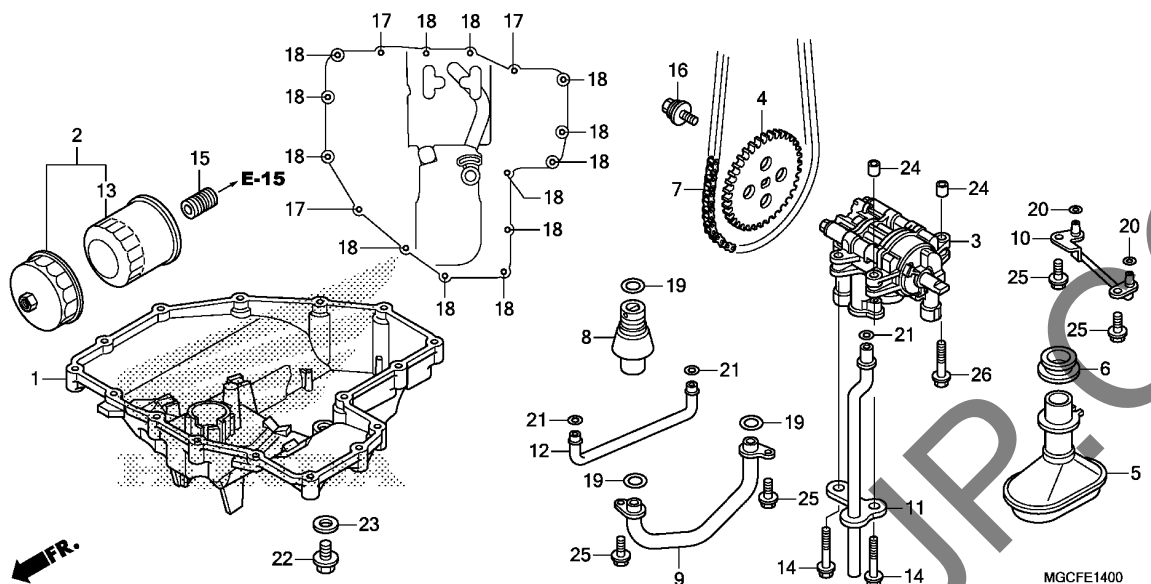
Ref. No.	L.O.N.	(Relative ref. Number) Description	F.R.T.
1	(13)	MOTOR, STARTING	0.4
2	(3,4,5,8)	TERMINAL, BRUSH(STARTER)	0.5

.NOTE: Same time for two units

Ref. No.	Part No.	Description	Reqd. QTY				Serial No.	Parts catalogue code
			CA	NA	NAD	TAD		
			K	K	K	K		
1	31200-MGC-003	MOTOR ASSY., STARTER	1	-	-	-		
	31200-MFP-003	-	1	1	1		
2	31201-MEW-921	BRUSH SET A, CARBON	1	1	1	1		
3	31202-MEW-921	BRUSH SET B, CARBON	1	1	1	1		
4	31203-MEW-921	HOLDER, BRUSH	1	1	1	1		
5	31204-MEW-921	SPRING, CARBON BRUSH	4	4	4	4		
6	31205-MEW-921	BOLT, SETTING	2	2	2	2		
7	31206-MEW-921	BOLT, TERMINAL	1	1	1	1		
8	31207-KS5-901	RING	2	2	2	2		
9	31208-MEW-921	INSULATOR	1	1	1	1		
10	31209-MEW-921	STOPPER, TERMINAL	1	1	1	1		
11	31210-MEW-921	WASHER	1	1	1	1		
12	90071-MB0-000	NUT-WASHER, 6MM	2	2	2	2		
13	91309-425-003	O-RING, 24.4X3.1(ARAI)	1	1	1	1		
14	91320-MB0-000	O-RING, 4X2	3	3	3	3		
15	93892-05012-08	SCREW-WASHER, 5X12	1	1	1	1		
16	95701-06025-00	BOLT, FLANGE, 6X25	2	2	2	2		

E-14

OIL PAN/OIL PUMP



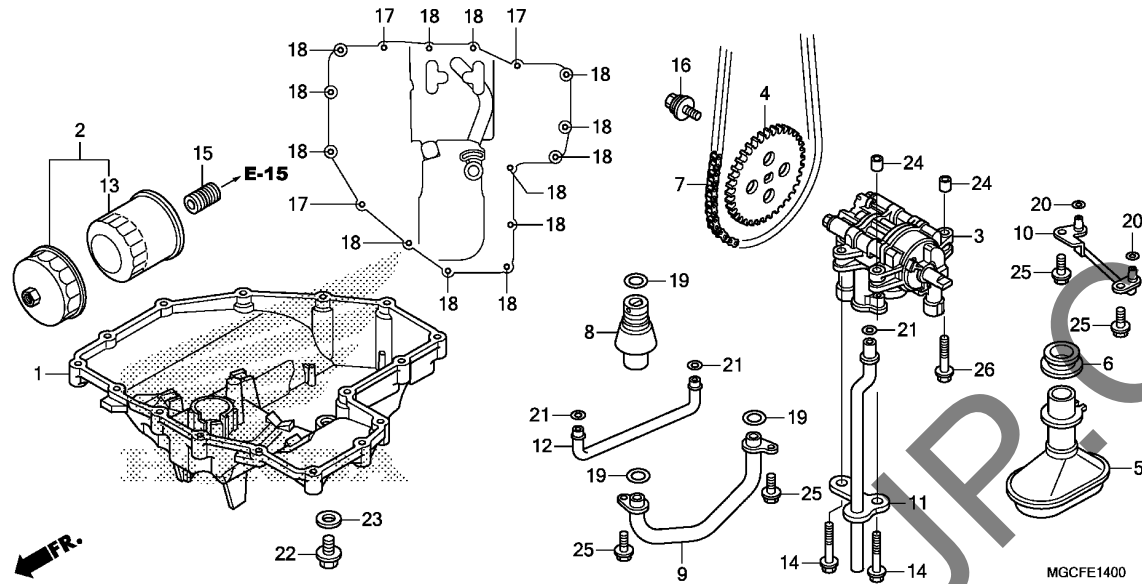
Ref. No.	L.O.N.	(Relative ref. Number) Description	F.R.T.
1	113145	OIL PAN AND/OR GASKET	1.0
3	113105	PUMP ASSY., OIL	2.1
4	113111	SPROCKET, OIL PUMP DRIVEN	1.7
5		(6)	
	113186	STRAINER, OIL	1.0
7	113122	CHAIN, OIL PUMP DRIVE	6.5
		.INCLUDES: Engine removal and installation	
8		(19)	
8	113126	VALVE, RELIEF	1.1
9		(10,11,12,19,20,21)	
	1131A4	PIPE, OIL PATH	1.0
		.NOTE: Same time for two units or more	
13		(2)	
	113180	CARTRIDGE, OIL FILTER	0.2

Ref. No.	Part No.	Description	Reqd. QTY				Serial No.	Parts catalogue code
			CA	NA	NAD	TAD		
1	11210-MGC-000	PAN, OIL	1	-	-	-		
	11210-MEJ-H30	-	1	1	1		
2	15010-MCE-H51	FILTER SET, OIL	(1)	(1)	(1)	(1)		
3	15100-MGC-000	PUMP ASSY., OIL	1	1	1	1		
4	15134-MAZ-000	SPROCKET, OIL PUMP DRIVEN(36T)	1	1	1	1		
5	15150-MAZ-000	STRAINER COMP., OIL	1	1	1	1		
6	15154-MGC-003	PACKING, OIL STRAINER	1	1	1	1		
7	15161-MAZ-003	CHAIN, OIL PUMP(63L)(DAIDO) ..	1	1	1	1		
8	15220-MZ1-000	VALVE ASSY., RELIEF	1	1	1	1		
9	15313-MAZ-000	PIPE COMP. C, OIL	1	1	1	1		
10	15314-MAZ-000	PIPE COMP. D, OIL	1	1	1	1		
11	15315-MGC-000	PIPE COMP., OIL RETURN	1	1	1	1		
12	15316-MGC-000	PIPE B, OIL PATH	1	1	1	1		
13	15410-MFJ-D01	CARTRIDGE, OIL FILTER (TOYO ROKI)	1	1	1	1		
14	90003-MB0-000	BOLT, FLANGE, 6X43	2	2	2	2		
15	90019-MB0-000	BOSS, OIL FILTER	1	1	1	1		
16	90021-MM5-000	BOLT-WASHER, 6X12	1	1	1	1		
17	90027-GHB-680	BOLT, FLANGE, 6X25	3	3	3	3		
18	90027-GHB-710	BOLT, FLANGE, 6X32	13	13	13	13		
19	91303-MG2-792	O-RING, 14.5X2.4(ARAI)	3	3	3	3		
20	91303-MGC-003	O-RING, 6X2	2	2	2	2		
21	91306-MGC-003	O-RING, 9.6X2.6	3	3	3	3		
22	92800-14000	BOLT, DRAIN PLUG, 14MM	1	1	1	1		
23	94109-14000	WASHER, DRAIN PLUG, 14MM	1	1	1	1		



E-14

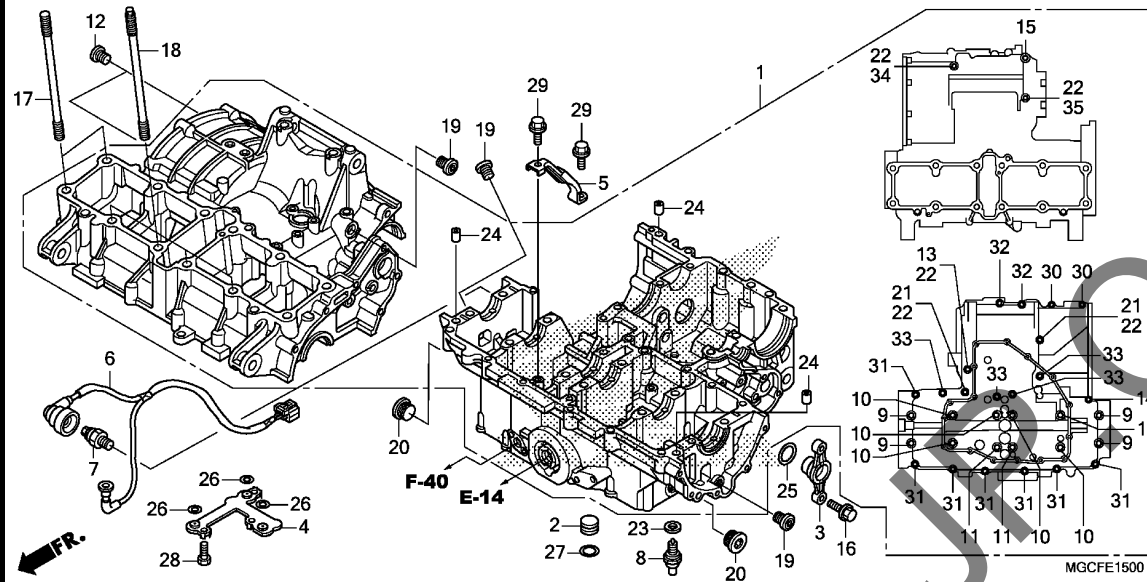
OIL PAN/OIL PUMP



Ref. No.	Part No.	Description	Reqd. QTY				Serial No.	Parts catalogue code
			CA	NA	NAD	TAD		
24	94301-08140	DOWEL PIN, 8X14	2	2	2	2		
25	95701-06016-00	BOLT, FLANGE, 6X16	4	4	4	4		
26	95701-06040-00	BOLT, FLANGE, 6X40	1	1	1	1		

E-15

CRANKCASE



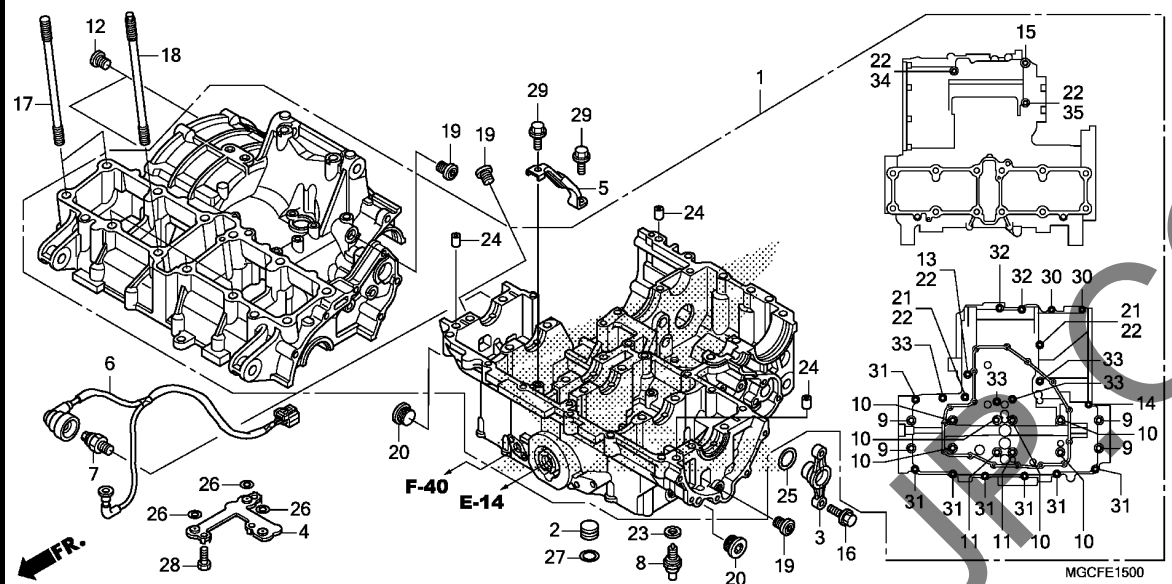
Ref. No.	L.O.N.	(Relative ref. Number) Description	F.R.T.
1	110105	CRANKCASE SET -INCLUDES: Engine removal and installation	10.0
6	614142	SUB HARNESS, ENGINE	0.4
7	615160	SWITCH, OIL PRESSURE	0.3
8	6151B8	SWITCH, NEUTRAL	0.3

Ref. No.	Part No.	Description	Reqd. QTY				Serial No.	Parts catalogue code
			CA	NA	NAD	TAD		
1	11000-MGC-N20	CRANKCASE SET	1	-	-	-		
	11000-MGC-A40	-	1	-	-		
	11000-MGC-H00	-	-	1	1		
2	11208-MAZ-000	COLLAR, MAIN GALLERY	1	1	1	1		
3	11371-MGC-000	COVER, L. MIDDLE	1	1	1	1		
4	12260-MGC-N20	PLATE COMP., OIL PATH	1	1	1	1		
5	15160-MGC-000	GUIDE COMP., OIL PUMP CHAIN	1	1	1	1		
6	32101-MGC-000	SUB CORD, ENGINE	1	1	1	1		
7	35500-MJ4-024	SWITCH ASSY., OIL PRESSURE (DENSO)	1	1	1	1		
8	35600-HA0-003	SWITCH ASSY., NEUTRAL (TOYO)	1	1	1	1		
9	90001-MAZ-000	BOLT, FLANGE, 9X91	4	4	4	4		
10	90002-MAZ-000	BOLT, FLANGE, 9X131	6	6	6	6		
11	90003-MAZ-000	BOLT, FLANGE, 9X156	2	2	2	2		
12	90005-MAZ-000	BOLT, SOCKET, 10MM	2	2	2	2		
13	90006-MM5-640	BOLT, FLANGE, 8X135	1	1	1	1		
14	90011-MM5-640	BOLT, FLANGE, 6X93	1	1	1	1		
15	90015-MM5-640	BOLT, FLANGE, 10X75	1	1	1	1		
16	90027-GHB-670	BOLT, FLANGE, 6X22	2	2	2	2		
17	90031-MGC-000	BOLT, STUD, 9X165	4	4	4	4		
18	90032-MGC-000	BOLT B, STUD, 9X165	8	8	8	8		
19	90042-MM5-000	BOLT, SPECIAL, 10MM	3	3	3	3		
20	90048-ME5-000	BOLT, SEALING, 20MM	2	2	2	2		
21	90069-MC7-000	BOLT, FLANGE, 8X115	2	2	2	2		
22	90441-ME9-000	WASHER, SEALING, 8MM	5	5	5	5		



E-15

CRANKCASE

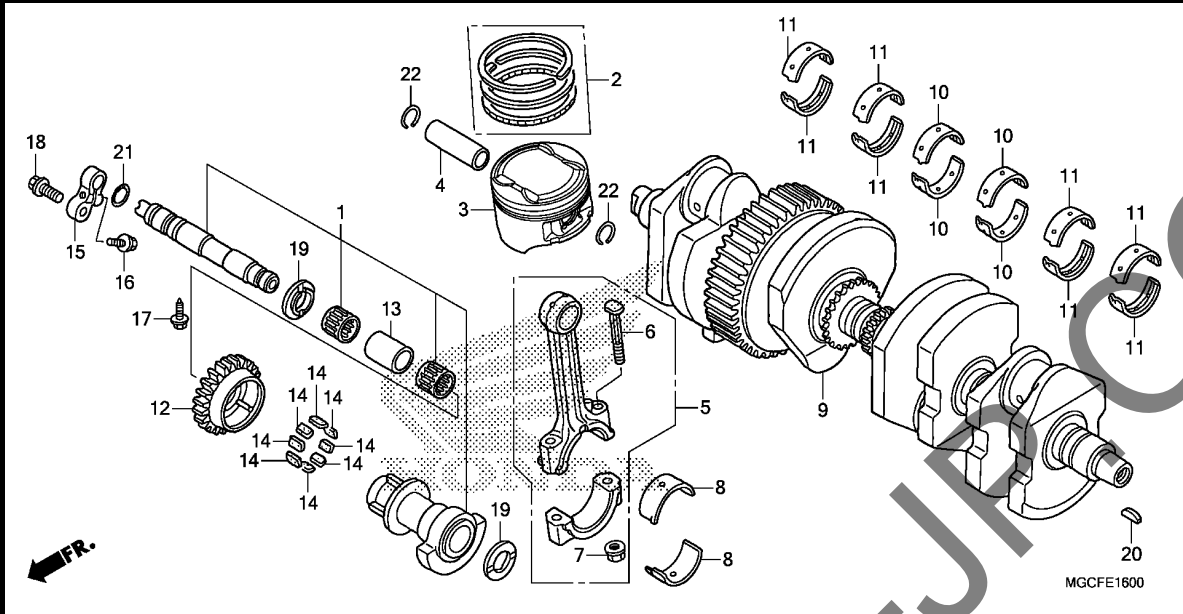


Ref. No.	Part No.	Description	Reqd. QTY				Serial No.	Parts catalogue code
			CA	NA	NAD	TAD		
			K	K	K	K		
23	90443-MJ6-000	WASHER, NEUTRAL	1	1	1	1		
24	90701-MV9-670	DOWEL PIN, 10X16	3	3	3	3		
25	91302-MB0-013	O-RING, 32.95X2.62 (ARAI)	1	1	1	1		
26	91302-MGC-003	O-RING, 9X2.3	3	3	3	3		
27	91305-MGC-003	O-RING, 11.9X2.2	1	1	1	1		
28	92101-06014-0A	BOLT, HEX., 6X14	3	3	3	3		
29	95701-06014-00	BOLT, FLANGE, 6X14	2	2	2	2		
30	95701-06050-00	BOLT, FLANGE, 6X50	2	2	2	2		
31	95701-08040-00	BOLT, FLANGE, 8X40	7	7	7	7		
32	95701-08050-00	BOLT, FLANGE, 8X50	2	2	2	2		
33	95701-08060-00	BOLT, FLANGE, 8X60	4	4	4	4		
34	95701-08080-00	BOLT, FLANGE, 8X80	1	1	1	1		
35	95701-08095-00	BOLT, FLANGE, 8X95	1	1	1	1		

2

E-16

CRANKSHAFT/PISTON



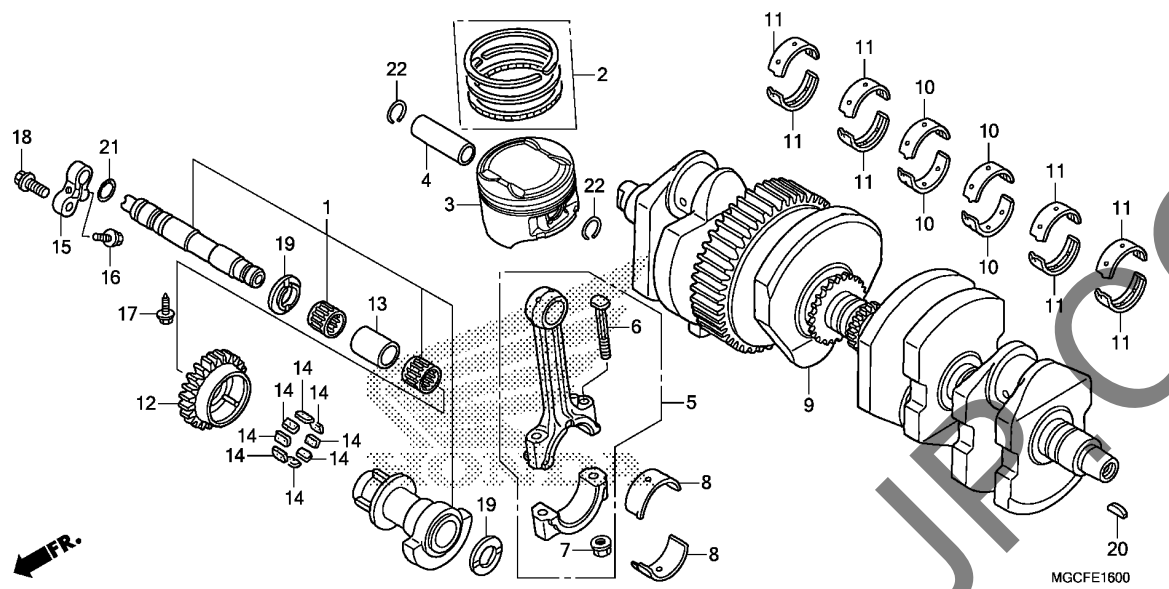
Ref. No.	L.O.N.	(Relative ref. Number) Description	F.R.T.	
1	1101L7	BALANCER SETINCLUDES: Engine removal and installation (2,4,22)	6.5	
3	111103	PISTON RING AND/OR PISTON(ONE) .Replace 1 piston ring and/or piston add	5.4	
	111103G		0.2	
	111103E	.Replace 2 piston rings and/or pistons add	0.4	
	1111K3	PISTON RING AND/OR PISTON :FOR 1 VEHICLE	6.0	
	5	110145	ROD, CONNECTING(ONE)INCLUDES: Engine removal and installation	8.4
		110145G	.Replace 1 connecting rod add	0.4
		110145C	.Replace 2 connecting rods add	0.8
		1101F1	ROD, CONNECTING :FOR 1 VEHICLE .INCLUDES: Engine removal and installation	9.6
	9	1101B5	CRANKSHAFTINCLUDES: Engine removal and installation (11)	9.2
	10	+ 110125	BEARING, CRANKSHAFT	8.5

Ref. No.	Part No.	Description	Reqd. QTY				Serial No.	Parts catalogue code
			CA	NA	NAD	TAD		
			K	K	K	K		
1	06130-MGC-305	BALANCER SET	1	1	1	1		
2	13011-MGC-000	RING SET, PISTON(STD.)	4	4	4	4		
	13021-MGC-000	RING SET, PISTON(0.25)	(4)	(4)	(4)	(4)		
3	13101-MGC-000	PISTON	4	4	4	4		
	13102-MGC-000	PISTON(0.25)	(4)	(4)	(4)	(4)		
4	13111-KCZ-000	PIN, PISTON	4	4	4	4		
5	13210-MGC-000	ROD ASSY., CONNECTING	4	4	4	4		
6	13213-MAT-003	BOLT, CONNECTING ROD	8	8	8	8		
7	13215-ML7-000	NUT, CONNECTING ROD	8	8	8	8		
8	13224-MGC-003	BEARING A, CONNECTING ROD (BROWN)	8	8	8	8		
	13225-MGC-003	BEARING B, CONNECTING ROD (GREEN)	8	8	8	8		
	13226-MGC-003	BEARING C, CONNECTING ROD (YELLOW)	8	8	8	8		
9	13300-MGC-N20	CRANKSHAFT COMP.	1	1	1	1		
10	13311-MM5-003	BEARING A, MAIN(14MM) (BROWN)	4	4	4	4		
	13312-MM5-003	BEARING B, MAIN(14MM) (GREEN)	4	4	4	4		
	13313-MM5-003	BEARING C, MAIN(14MM) (YELLOW)	4	4	4	4		
	13314-MM5-003	BEARING D, MAIN(14MM) (PINK)	4	4	4	4		
11	13315-MJ0-010	BEARING A, MAIN(17MM) (GREEN)	8	8	8	8		
	13316-MJ0-010	BEARING B, MAIN(17MM) (YELLOW)	8	8	8	8		
	13317-MJ0-010	BEARING C, MAIN(17MM) (PINK)	8	8	8	8		
	13318-MM5-004	BEARING D, MAIN(17MM) (BROWN)	8	8	8	8		
12	13421-MGC-N21	GEAR, BALANCER(23T)	1	1	1	1		
13	13433-MM5-000	COLLAR, DISTANCE	1	1	1	1		
14	13435-MM5-000	RUBBER, DAMPER	8	8	8	8		



E-16

CRANKSHAFT/PISTON



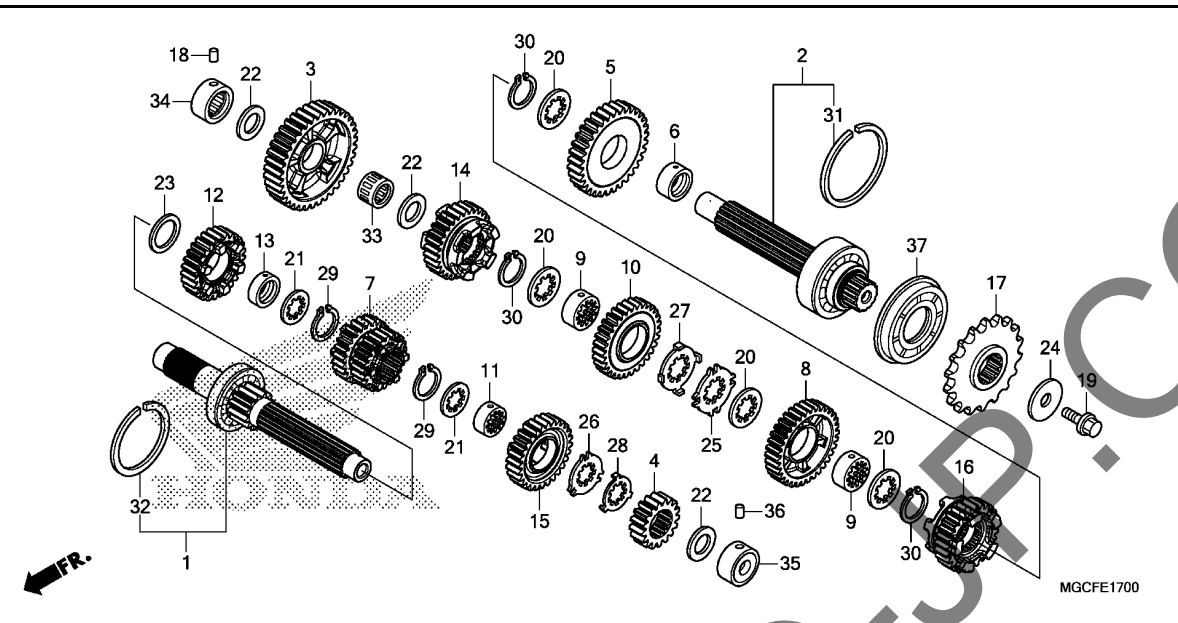
Ref. No.	L.O.N.	(Relative ref. Number) Description	F.R.T.
+10		.INCLUDES: Engine removal and installation .NOTE: Same time for two units or more (13, 14)	
12	1101C4	GEAR, BALANCER	6.5
		.INCLUDES: Engine removal and installation	

Ref. No.	Part No.	Description	Reqd. QTY				Serial No.	Parts catalogue code
			CA	NA	NAD	TAD		
15	13436-MM5-000	HOLDER, BALANCER SHAFT	1	1	1	1		
16	90002-MCZ-000	BOLT, FLANGE, 6X18	1	1	1	1		
17	90004-MM5-000	BOLT, SPECIAL, 6X18	1	1	1	1		
18	90022-MFA-D00	BOLT, FLANGE, 8X25	1	1	1	1		
19	90457-MM5-000	WASHER A, BALANCER SIDE	2	2	2	2		
20	90741-MAZ-000	KEY, SPECIAL WOODRUFF, 25X14	1	1	1	1		
21	91306-329-000	O-RING, 16X1.9	1	1	1	1		
22	94601-17000	CLIP, PISTON PIN, 17MM	8	8	8	8		

2

E-17

TRANSMISSION



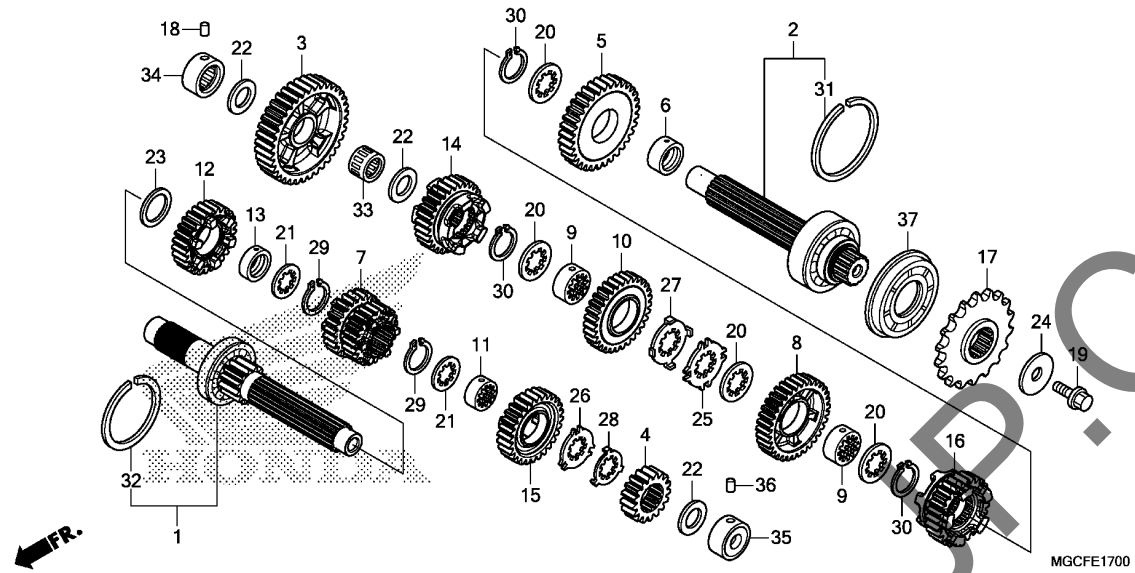
Ref. No.	L.O.N.	(Relative ref. Number) Description	F.R.T.
1	210141	(4,7,12,15) MAINSHAFT, TRANSMISSIONINCLUDES: Engine removal and installation	6.6
	210141A	.Replace countershaft add	0.2
2	210142	(3,5,8,10,14,16) COUNTERSHAFT, TRANSMISSIONINCLUDES: Engine removal and installation	6.5
	210142A	.Replace mainshaft add	0.3
17	213135	SPROCKET, DRIVE	0.3
34	2101C8	BEARING, COUNTERSHAFT :RIGHT - .INCLUDES: Engine removal and installation	6.3
35	2101C2	BEARING, MAINSHAFT :LEFTINCLUDES: Engine removal and installation	6.3
	2101D4	BEARING, MAINSHAFT AND COUNTERSHAFT :ALLINCLUDES: Engine removal and installation	6.6
37	2101G7	OIL SEAL, COUNTERSHAFT :LEFT - .INCLUDES: Engine removal and installation	6.3

Ref. No.	Part No.	Description	Reqd. QTY				Serial No.	Parts catalogue code
			CA	NA	NAD	TAD		
1	23210-MGC-JBO	MAINSHAFT COMP.(12T)	1	1	1	1		
2	23220-MGC-JBO	COUNTERSHAFT COMP.	1	1	1	1		
3	23421-MGC-JBO	GEAR, COUNTERSHAFT FIRST(37T)	1	1	1	1		
4	23431-MGC-JBO	GEAR, MAINSHAFT SECOND(17T)	1	1	1	1		
5	23441-MGC-JBO	GEAR, COUNTERSHAFT SECOND(33T)	1	1	1	1		
6	23442-MS2-610	COLLAR, 30X11.2	1	1	1	1		
7	23451-MGC-JBO	GEAR, MAINSHAFT THIRD & FOURTH (23T/25T)	1	1	1	1		
8	23461-MGC-JBO	GEAR, COUNTERSHAFT THIRD(34T)	1	1	1	1		
9	23462-MAT-000	COLLAR, SPLINE, 30X11	2	2	2	2		
10	23481-MGC-JBO	GEAR, COUNTERSHAFT FOURTH(31T)	1	1	1	1		
11	23482-MGC-N20	COLLAR, SPLINE, 28X11	1	1	1	1		
12	23491-MGC-JBO	GEAR, MAINSHAFT FIFTH(27T)	1	1	1	1		
13	23495-MM5-000	COLLAR, 28X13	1	1	1	1		
14	23501-MGC-JBO	GEAR, COUNTERSHAFT FIFTH(29T)	1	1	1	1		
15	23511-MGC-N20	GEAR, MAINSHAFT SIXTH(28T)	1	1	1	1		
16	23521-MGC-N20	GEAR, COUNTERSHAFT SIXTH(27T)	1	1	1	1		
17	23801-MGC-JBO	SPROCKET, DRIVE(18T)	1	1	1	1		
18	24261-283-000	PIN, GEARSHIFT FORK GUIDE ...	1	1	1	1		
19	90037-422-003	BOLT, SPECIAL, 10MM	1	1	1	1		
20	90452-MAT-000	WASHER, SPLINE, 30X36X1.5 ...	4	4	4	4		
21	90452-MR7-000	WASHER, SPLINE, 28X34X1.5 ...	2	2	2	2		
22	90455-ML7-000	WASHER B, THRUST, 22MM(BLUE)	3	3	3	3		
23	90458-729-920	WASHER, THRUST, 28MM	1	1	1	1		
24	90459-438-000	WASHER, 10.2MM	1	1	1	1		



E-17

TRANSMISSION



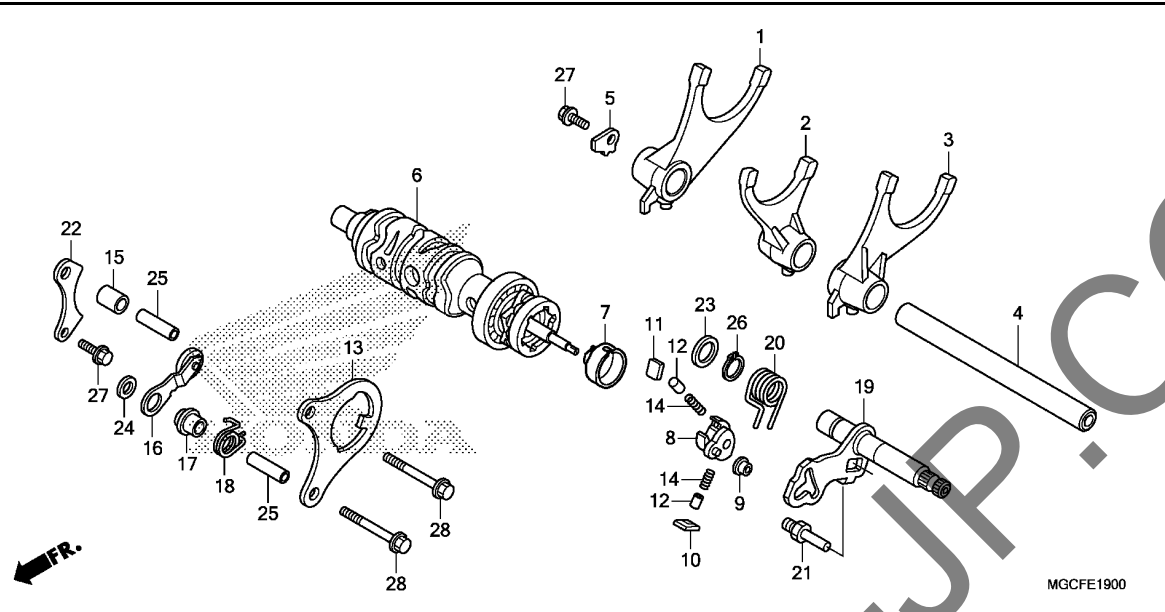
MGCFE1700

Ref. No.	Part No.	Description	Reqd. QTY				Serial No.	Parts catalogue code
			CA	NA	NAD	TAD		
25	90463-MAT-000	WASHER, SPLINE, 30MM	1	1	1	1		
26	90463-MR7-000	WASHER, SPLINE, 28MM	1	1	1	1		
27	90464-MAT-000	WASHER, LOCK, 30MM	1	1	1	1		
28	90464-MR7-000	WASHER, LOCK, 28MM	1	1	1	1		
29	90603-MN4-000	CIRCLIP, 28MM	2	2	2	2		
30	90604-MM5-000	CIRCLIP, 30MM	3	3	3	3		
31	90605-MM5-000	RING, SNAP, 72MM	1	1	1	1		
32	90606-MM5-000	RING, SNAP, 62MM	1	1	1	1		
33	91001-MB6-680	BEARING, NEEDLE, 22X26X13	1	1	1	1		
34	91022-MEJ-003	BEARING, NEEDLE, 22MM	1	1	1	1		
35	91022-MGC-N21	BEARING, NEEDLE, 22X38X16	1	1	1	1		
36	91101-MGC-N21	ROLLER, 5X10,8	1	1	1	1		
37	91207-MAT-003	OIL SEAL, 45X72X8	1	1	1	1		

2

E-19

GEARSHIFT DRUM/GEARSHIFT FORK



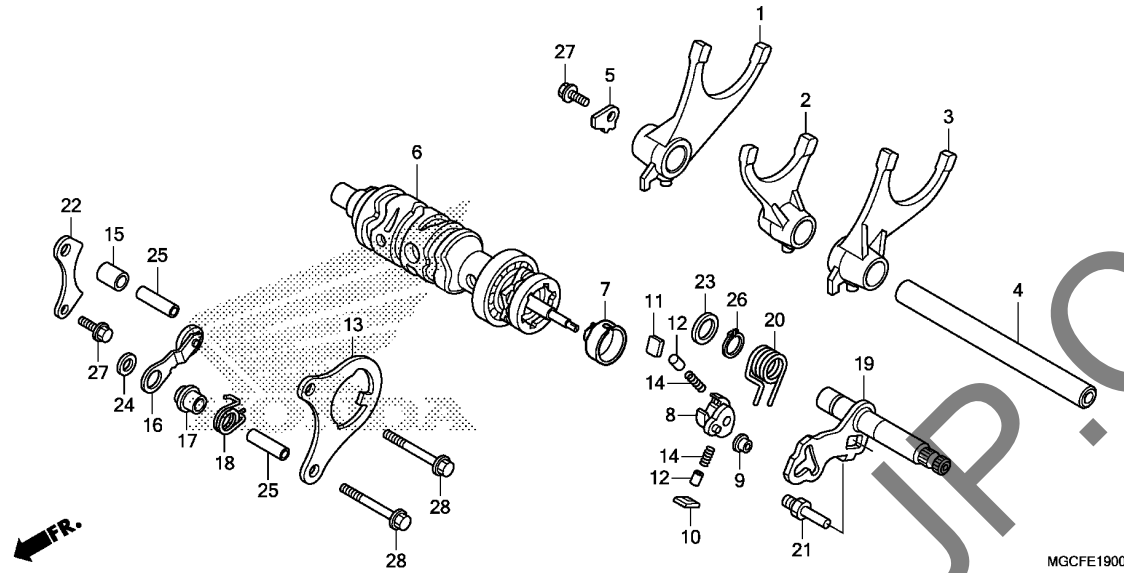
Ref. No.	L.O.N.	(Relative ref. Number) Description	F.R.T.
1		(2,3)	
1	210112	FORK, GEARSHIFTINCLUDES: Engine removal and installation .NOTE: Same time for two units or more	6.4
6	2101A9	DRUM, GEARSHIFTINCLUDES: Engine removal and installation	6.6
8	2101B3	SHIFTER, GEARSHIFT DRUM	0.3
13	2101B4	PLATE, GUIDE	0.3
16	210125	STOPPER OR SPRING, SHIFT DRUM (20)	0.4
19	210122	SPINDLE, GEARSHIFT	0.3

Ref. No.	Part No.	Description	Reqd. QTY				Serial No.	Parts catalogue code
			CA	NA	NAD	TAD		
			K	K	K	K		
1	24211-MGC-N20	FORK, R. GEARSHIFT	1	1	1	1		
2	24212-MGC-N20	FORK, CENTER GEARSHIFT	1	1	1	1		
3	24213-MGC-N21	FORK, L. GEARSHIFT	1	1	1	1		
4	24231-MGC-N20	SHAFT, GEARSHIFT FORK	1	1	1	1		
5	24235-MAZ-000	PLATE, GEARSHIFT FORK SHAFT	1	1	1	1		
6	24310-MGC-N20	DRUM COMP., GEARSHIFT	1	1	1	1		
7	24314-MJ0-000	PIECE, POSITION SWITCH DRIVE	1	1	1	1		
8	24321-KT8-030	SHIFTER, DRUM	1	1	1	1		
9	24322-MM4-000	COLLAR, SHIFTER	1	1	1	1		
10	24324-KA3-711	PAWL A, RATCHET	1	1	1	1		
11	24325-KA3-711	PAWL B, RATCHET	1	1	1	1		
12	24326-KBH-901	PLUNGER, PAWL	2	2	2	2		
13	24328-MFP-N90	PLATE, GUIDE	1	1	1	1		
14	24329-KA3-740	SPRING, PAWL PLUNGER	2	2	2	2		
15	24329-KT8-000	COLLAR, GUIDE PLATE DISTANCE	1	1	1	1		
16	24430-MBR-000	STOPPER COMP., DRUM	1	1	1	1		
17	24434-KT7-000	COLLAR, DRUM STOPPER	1	1	1	1		
18	24435-MFP-N91	SPRING, DRUM STOPPER	1	1	1	1		
19	24610-MGC-N20	SPINDLE COMP., GEARSHIFT	1	1	1	1		
20	24651-MAE-000	SPRING, SHIFT RETURN	1	1	1	1		
21	24652-035-000	PIN, SHIFT RETURN SPRING	1	1	1	1		
22	24655-MM5-000	PLATE, SHIFT DRUM BEARING	1	1	1	1		
		SETTING	1	1	1	1		
23	90451-155-000	WASHER, 14MM	1	1	1	1		
24	90485-040-000	WASHER, 8MM	1	1	1	1		



E-19

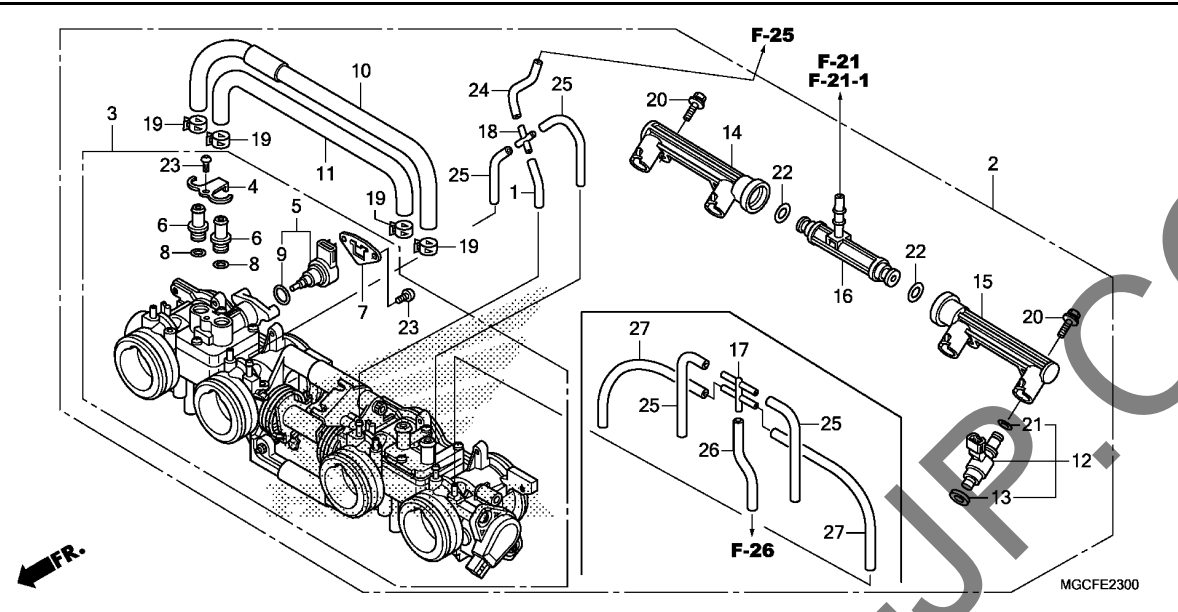
GEARSHIFT DRUM/GEARSHIFT FORK



Ref. No.	Part No.	Description	Reqd. QTY				Serial No.	Parts catalogue code
			CA	NA	NAD	TAD		
			K	K	K	K		
25	91103-KT7-000	DOWEL PIN, 8X26.4	2	2	2	2		
26	94510-14000	CIRCLIP, EXTERNAL, 14MM	1	1	1	1		
27	95701-06014-00	BOLT, FLANGE, 6X14	2	2	2	2		
28	95701-06040-00	BOLT, FLANGE, 6X40	2	2	2	2		

E-23

THROTTLE BODY



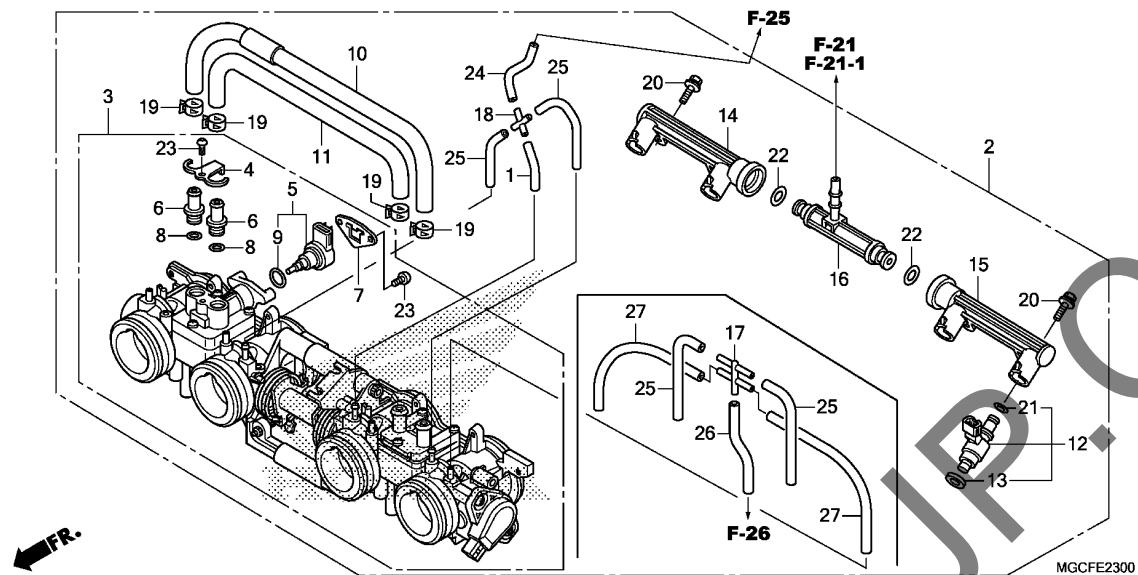
Ref. No.	L.O.N.	(Relative ref. Number) Description	F.R.T.
2	311132	BODY ASSY., THROTTLE	2.0
3	311130	BODY, THROTTLE	2.6
5		(9)	
	3111N5	VALVE, IDLE AIR CONTROL	1.9
12		(13, 21)	
	311145	INJECTOR, FUEL	1.9
		.NOTE: Same time for two units or more	
14	3111C5	PIPE, FUEL :RIGHT	1.9
15	3111C4	PIPE, FUEL :LEFT	1.9
	3111C8	PIPE, FUEL :BOTH	1.9
16		(22)	
	311140	PIPE, FUEL	1.9

Ref. No.	Part No.	Description	Reqd. QTY				Serial No.	Parts catalogue code
			CA	NA	NAD	TAD		
			K	K	K	K		
1	16197-MGC-003	TUBE	1	1	1	1		
2	16400-MGC-JB1	THROTTLE BODY ASSY.(GQ8HA A)	1	1	1	1	----- 2CH,2E,2ED,2FO,2KO,2TH,CH,E,ED,FO,KO,TH	
	16400-MGC-D22	THROTTLE BODY ASSY.(GQ8FA A)	1	1	1	1	----- 2GS,2RU,GS,RU	
3	16401-MGC-JB1	THROTTLE BODY ASSY.	1	1	1	1	----- 2CH,2E,2ED,2FO,2KO,2TH,CH,E,ED,FO,KO,TH	
	16401-MGC-D22	1	1	1	1	----- 2GS,2RU,GS,RU	
4	16431-MFJ-D01	PLATE, JOINT	1	1	1	1		
5	16431-MGZ-D01	MOTOR ASSY.	1	1	1	1		
6	16432-MFG-D01	JOINT, IDLE AIR CONTROL VALVE	2	2	2	2		
7	16433-MEW-921	PLATE, IDLE AIR CONTROL VALVE	1	1	1	1		
8	16434-MFJ-D01	O-RING	2	2	2	2		
9	16435-MFJ-D01	O-RING, 17.8X1.9	1	1	1	1		
10	16440-MGC-003	TUBE COMP., 9X330	1	1	1	1		
11	16441-MFP-003	TUBE	1	1	1	1		
12	16450-MGC-D21	INJECTOR ASSY., FUEL	4	4	4	4		
13	16472-KPC-D50	RING, SEAL	4	4	4	4		
14	16610-MGC-D21	PIPE, FUEL(A)	1	1	1	1		
15	16620-MGC-D21	PIPE, FUEL(B)	1	1	1	1		
16	16630-MGC-003	T-JOINT, FUEL	1	1	1	1		
17	17201-MCJ-003	JOINT, FIVE WAY	1	1	1	1	----- 2CH,2E,2ED,2FO,2KO,2TH,CH,E,ED,FO,KO,TH	
18	17201-MCZ-003	JOINT, FOUR WAY	1	1	1	1		
19	43514-MN9-006	CLAMP, MASTER CYLINDER OIL HOSE	4	4	4	4		
20	90021-MGZ-D02	BOLT, SHOULDER	4	4	4	4		
21	91301-GGL-J01	O-RING, 6.3X2.2	4	4	4	4		
22	91301-PLC-000	O-RING, 7.47X3.6	2	2	2	2		



E-23

THROTTLE BODY

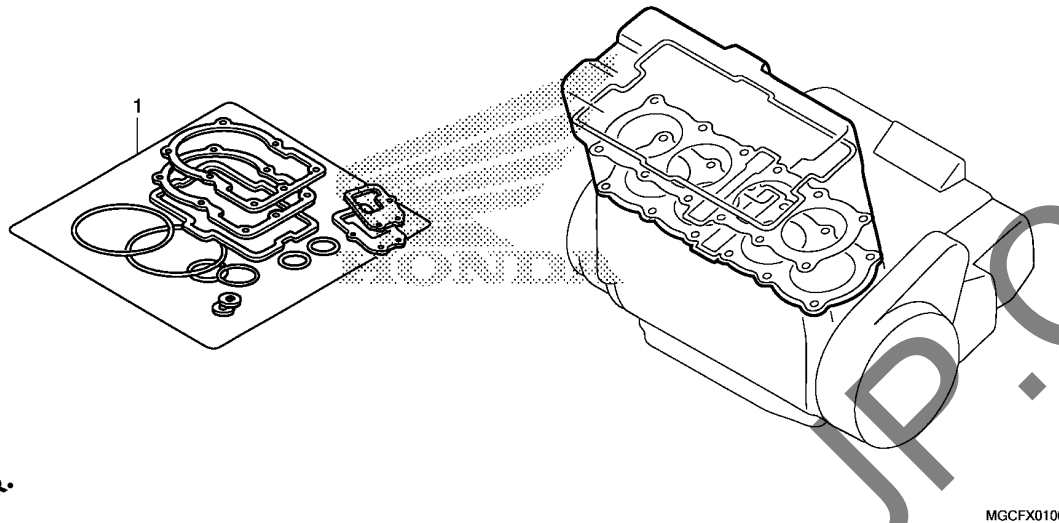


Ref. No.	Part No.	Description	Reqd. QTY				Serial No.	Parts catalogue code
			CA	NA	NAD	TAD		
			K	K	K	K		
23	93500-04008-1H	SCREW, PAN, 4X8	3	3	3	3		
24	95005-35040-20	TUBE, 3.5X40 (95005-35001-20M)	1	1	1	1		
25	95005-35110-20	TUBE, 3.5X110 (95005-35001-20M)	4	4	-	-	-----	2E,2ED,2FO,2KO,2TH,E,ED,FO,KO,TH
			2	-	-	-	-----	GS,RU
			-	2	4	4	-----	2CH,2GS,2RU,CH,GS,RU
26	95005-35120-20	TUBE, 3.5X120 (95005-35001-20M)	1	1	1	1	-----	2CH,2E,2ED,2FO,2KO,2TH,CH,E,ED,FO,KO,TH
27	95005-35170-20	TUBE, 3.5X170 (95005-35001-20M)	2	2	2	2	-----	2CH,2E,2ED,2FO,2KO,2TH,CH,E,ED,FO,KO,TH

2

EOP-1

GASKET KIT A



Ref. No.	L.O.N.	(Relative ref. Number) Description	F.R.T.
----------	--------	------------------------------------	--------

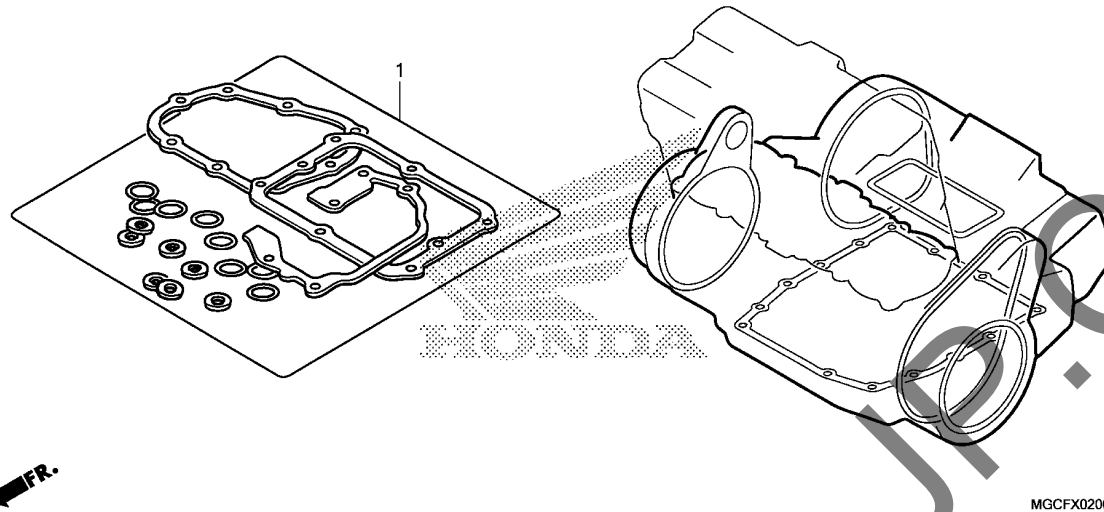
NO INFORMATION

Ref. No.	Part No.	Description	Reqd. QTY				Serial No.	Parts catalogue code
			CA K	NA K	NAD K	TAD K		
1	06111-MGC-010	GASKET KIT A	1	1	-	-	-----	2E,2ED,E,ED
	12191-MGC-003	GASKET, CYLINDER	1	1	-	-	-----	2E,2ED,E,ED
	12251-MGC-003	GASKET, CYLINDER HEAD	1	1	-	-	-----	2E,2ED,E,ED
	12391-MGC-010	GASKET, HEAD COVER	1	1	-	-	-----	2E,2ED,E,ED
	12396-KCR-940	GASKET B, HEAD COVER	4	4	-	-	-----	2E,2ED,E,ED
	12521-MGC-003	GASKET, PLUG HOLE COVER	4	4	-	-	-----	2E,2ED,E,ED
	14560-MY5-851	GASKET, TENSIONER LIFTER	1	1	-	-	-----	2E,2ED,E,ED
	18291-MM5-860	GASKET, EX. PIPE	4	4	-	-	-----	2E,2ED,E,ED
	90411-MGC-000	WASHER, SEALING, 9MM	12	12	-	-	-----	2E,2ED,E,ED
	90442-397-000	WASHER, SEALING, 6MM	1	1	-	-	-----	2E,2ED,E,ED
	90443-MB0-000	WASHER, SEALING, 10.2MM	1	1	-	-	-----	2E,2ED,E,ED
	90543-MV9-670	RUBBER, MOUNTING	8	8	-	-	-----	2E,2ED,E,ED

2

EOP-2

GASKET KIT B



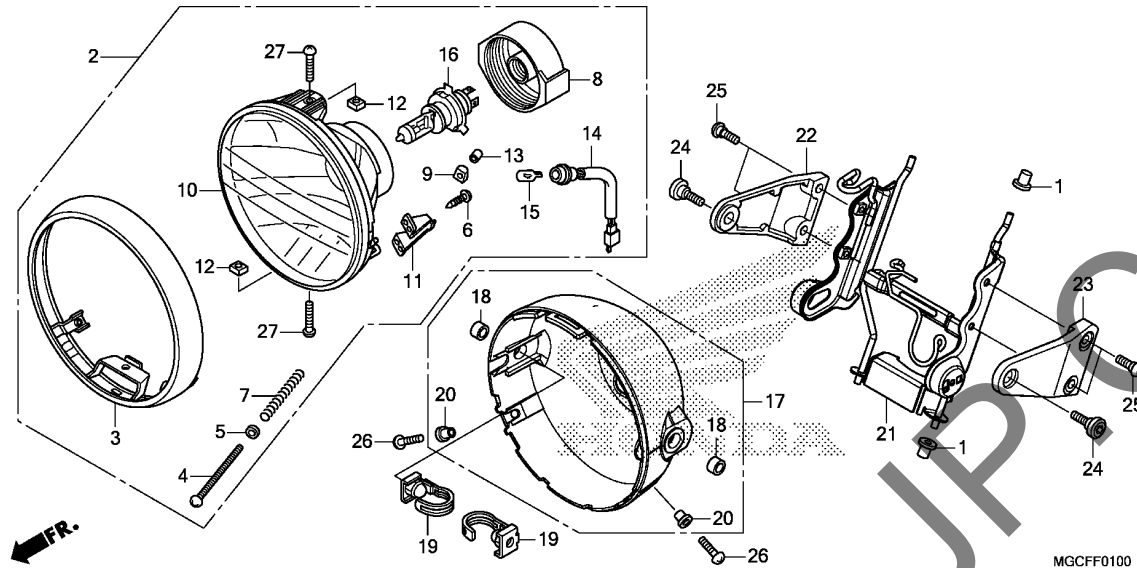
Ref. L.O.N. (Relative ref. Number) F.R.T.
No. Description

NO INFORMATION

Ref. No.	Part No.	Description	Reqd. QTY				Serial No.	Parts catalogue code
			CA	NA	NAD	TAD		
1	06112-MGC-A40	GASKET KIT B	1	1	-	-	2E,2ED,E,ED	
	11394-MGC-N20	GASKET, L. SIDE HOLDER	1	1	-	-	2E,2ED,E,ED	
	15154-MGC-003	PACKING, OIL STRAINER	1	1	-	-	2E,2ED,E,ED	
	22862-MGJ-D00	GASKET, SLAVE CYLINDER	1	1	-	-	2E,2ED,E,ED	
	90441-ME9-000	WASHER, SEALING, 8MM	5	5	-	-	2E,2ED,E,ED	
	90443-MJ6-000	WASHER, NEUTRAL	1	1	-	-	2E,2ED,E,ED	
	90463-ML7-000	WASHER, SEALING, 6.5MM	1	1	-	-	2E,2ED,E,ED	
	91302-MB0-013	O-RING, 32.95X2.62 (ARAI)	1	1	-	-	2E,2ED,E,ED	
	91302-MGC-003	O-RING, 9X2.3	3	3	-	-	2E,2ED,E,ED	
	91303-MEJ-003	O-RING, 58X2.5	1	1	-	-	2E,2ED,E,ED	
	91303-MG2-792	O-RING, 14.5X2.4 (ARAI)	3	3	-	-	2E,2ED,E,ED	
	91303-MGC-003	O-RING, 6X2	2	2	-	-	2E,2ED,E,ED	
	91305-MGC-003	O-RING, 11.9X2.2	1	1	-	-	2E,2ED,E,ED	
	91306-329-000	O-RING, 16X1.9	1	1	-	-	2E,2ED,E,ED	
	91306-MGC-003	O-RING, 9.6X2.6	3	3	-	-	2E,2ED,E,ED	
	91307-KF0-003	O-RING, 18X3 (ARAI)	1	1	-	-	2E,2ED,E,ED	
	91309-425-003	O-RING, 24.4X3.1 (ARAI)	1	1	-	-	2E,2ED,E,ED	
	91344-PC9-004	O-RING, 29X2.4 (NOK)	1	1	-	-	2E,2ED,E,ED	
	94109-14000	WASHER, DRAIN PLUG, 14MM	1	1	-	-	2E,2ED,E,ED	

F-1

HEADLIGHT(CB1100TAD)

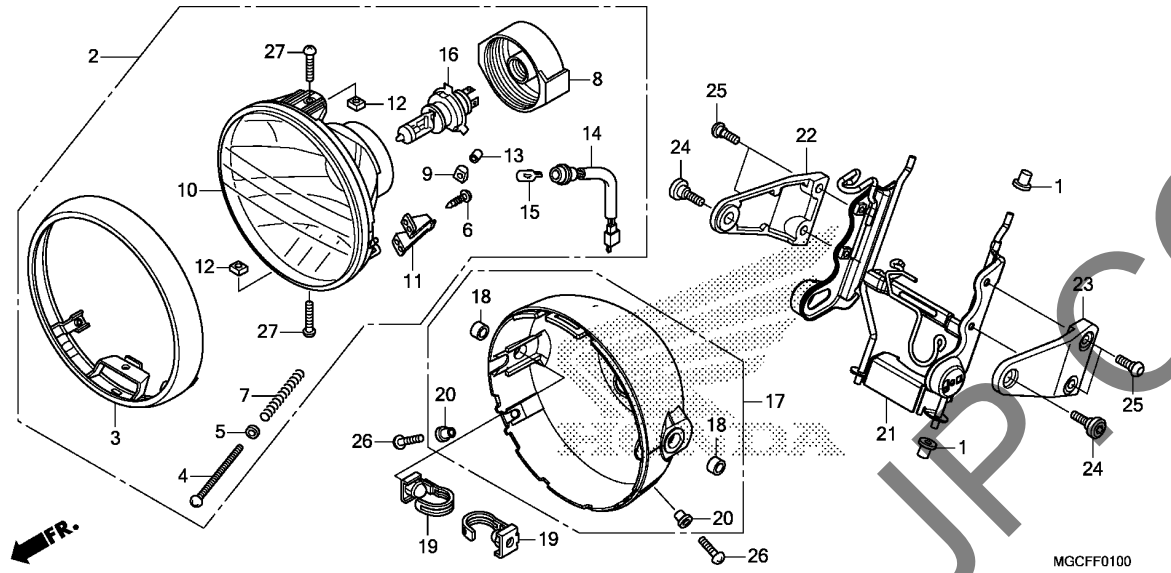


Ref. No.	L.O.N.	(Relative ref. Number) Description	F.R.T.
2	616115	HEADLIGHT ASSEMBLY	0.2
10		(3,4,5,7,11)	
	6161A7	HEADLIGHT UNIT	0.2
14	616180	SOCKET, POSITION LIGHT	0.1
15	616182	BULB, POSITION LIGHT	0.1
16		(8)	
	616118	BULB, HEADLIGHT	0.1
17	616103	CASE, HEADLIGHT	0.3
21	6161G7	STAY, HEADLIGHT	0.8
22	6161L6	PLATE, HEADLIGHT :RIGHT	0.2
23	6161L5	PLATE, HEADLIGHT :LEFT	0.2
	6161L7	PLATE, HEADLIGHT :BOTH	0.2

Ref. No.	Part No.	Description	Reqd. QTY				Serial No.	Parts catalogue code
			CA	NA	NAD	TAD		
1	19113-MB1-870	RUBBER, RADIATOR MOUNTING ...	-	-	-	4		
2	33100-MGC-NPO	HEADLIGHT ASSY.(STANLEY) (12V 60/55W)	-	-	-	1		
3	33101-MCC-611	RIM COMP., HEADLIGHT	-	-	-	1		
4	33103-MAH-671	SCREW, BEAM ADJUSTING	-	-	-	1		
5	33105-MAH-671	WASHER	-	-	-	1		
6	33106-MAZ-003	SCREW, TAPPING, 4X14	-	-	-	2		
7	33107-MCC-611	SPRING, BEAM ADJUST	-	-	-	1		
8	33112-MZO-671	COVER, RUBBER	-	-	-	1		
9	33118-438-841	NUT, BEAM ADJUSTING	-	-	-	1		
10	33120-MCC-611	HEADLIGHT UNIT	-	-	-	1		
11	33121-MAZ-003	STAY, ADJUST SCREW	-	-	-	1		
12	33128-471-003	NUT, UNIT HOLDER	-	-	-	2		
13	33136-426-830	COVER, SCREW	-	-	-	1		
14	33150-MCC-611	SOCKET COMP., POSITION LIGHT	-	-	-	1		
15	33301-SAO-741	BULB(42V 5W)(STANLEY)	-	-	-	1		
16	34901-MC7-602	BULB, HEADLIGHT(12V 60/55W) (STANLEY)	-	-	-	1		
17	61301-MGC-N20	CASE, HEADLIGHT	-	-	-	1		
18	61302-KE5-000	COLLAR, HEADLIGHT CASE	-	-	-	2		
19	61303-MCE-H50	NUT, HEADLIGHT CASE	-	-	-	2		
20	61304-379-690	COLLAR, HEADLIGHT SETTING ...	-	-	-	2		
21	61311-MGC-N30	STAY COMP., HEADLIGHT	-	-	-	1		
22	61317-MEJ-720	PLATE, R. HEADLIGHT	-	-	-	1		
23	61318-MEJ-720	PLATE, L. HEADLIGHT	-	-	-	1		

F-1

HEADLIGHT(CB1100TAD)

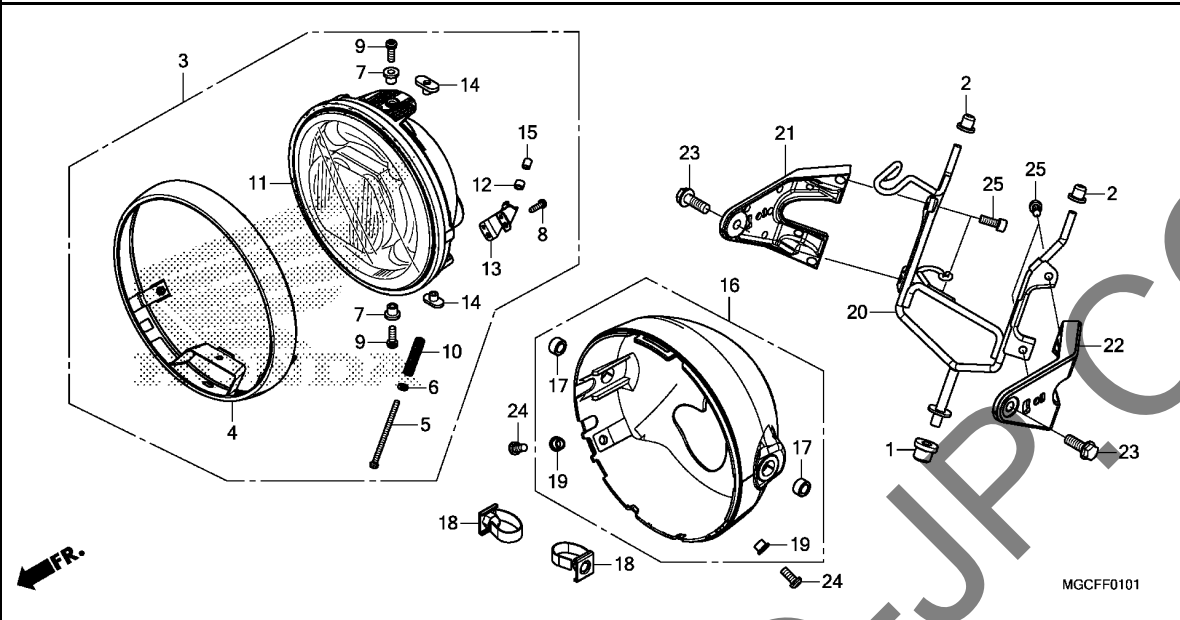


Ref. No.	Part No.	Description	Reqd. QTY				Serial No.	Parts catalogue code
			CA	NA	NAD	TAD		
24	90103-MEJ-000	BOLT, HEADLIGHT CASE	-	-	-	2		
25	90106-KCZ-000	SCREW, SPECIAL, 6MM	-	-	-	4		
26	93500-05012-0G	SCREW, PAN, 5X12	-	-	-	2		
27	93500-05016-1H	SCREW, PAN, 5X16	-	-	-	2		

3

F-1-1

HEADLIGHT(CB1100CA/NA/NAD)

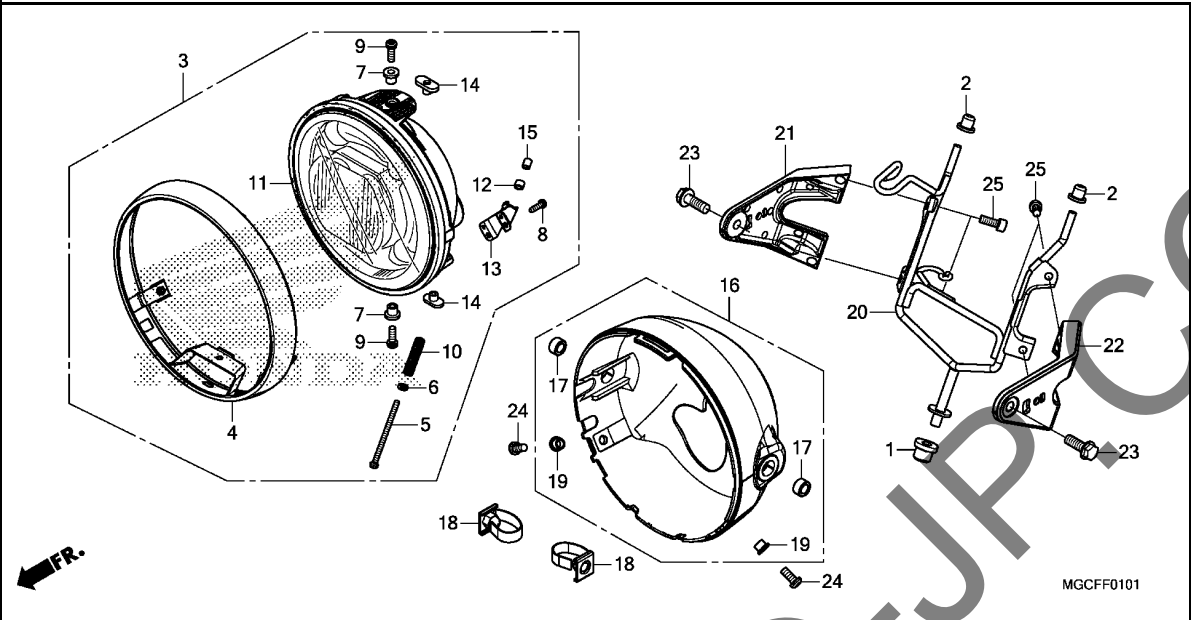


Ref. No.	L.O.N.	(Relative ref. Number) Description	F.R.T.
3	6161J3	HEADLIGHT ASSEMBLY(A)	0.3
11	(4,5,6,10,13)		
	6161J4	HEADLIGHT UNIT(A)	0.3
16	6161O3	CASE, HEADLIGHT	0.3
20	6161G7	STAY, HEADLIGHT	0.8
21	6161L6	PLATE, HEADLIGHT :RIGHT	0.2
22	6161L5	PLATE, HEADLIGHT :LEFT	0.2
	6161L7	PLATE, HEADLIGHT :BOTH	0.2

Ref. No.	Part No.	Description	Reqd. QTY				Serial No.	Parts catalogue code
			CA	NA	NAD	TAD		
			K	K	K	K		
1	19051-MB2-000	RUBBER, RADIATOR MOUNTING ...	1	1	1	-		
2	19113-MB1-870	RUBBER, RADIATOR MOUNTING ...	2	2	2	-		
3	33100-MGC-JB1	HEADLIGHT ASSY.(STANLEY)	1	1	-	-		
	33100-MGC-NN0	HEADLIGHT ASSY.	-	-	1	-		
4	33101-MAZ-003	RIM COMP., HEADLIGHT	1	1	1	-		
5	33103-MAH-671	SCREW, BEAM ADJUSTING	1	1	1	-		
6	33105-MAH-671	WASHER	1	1	1	-		
7	33105-MAZ-003	COLLAR	2	2	2	-		
8	33106-MGC-JB0	SCREW, 4X14	2	2	2	-		
9	33106-MZO-671	SCREW-WASHER	2	2	2	-		
10	33107-MK7-671	SPRING, BEAM ADJUSTING	1	1	1	-		
11	33110-MGC-JB1	HEADLIGHT UNIT(STANLEY)	1	1	1	-		
12	33118-438-841	NUT, BEAM ADJUSTING	1	1	1	-		
13	33121-MAZ-003	STAY, ADJUST SCREW	1	1	1	-		
14	33128-MAH-671	NUT, SPECIAL	2	2	2	-		
15	33136-426-830	COVER, SCREW	1	1	1	-		
16	61301-MGC-JB0	CASE, HEADLIGHT	1	-	-	-		
	61301-MGC-JR0	-	1	1	-		
17	61302-MBV-710	COLLAR, HEADLIGHT CASE	2	2	2	-		
18	61303-MCE-H50	NUT, HEADLIGHT CASE	2	2	2	-		
19	61304-379-690	COLLAR, HEADLIGHT SETTING ...	2	2	2	-		
20	61311-MGC-JB0	STAY COMP., HEADLIGHT	1	1	1	-		
21	61317-MGC-JB0	PLATE, R. HEADLIGHT	1	1	1	-		
22	61318-MGC-JB0	PLATE, L. HEADLIGHT	1	1	1	-		
23	90123-KR3-000	BOLT, SPECIAL FLANGE, 8X23 ..	2	2	2	-		

F-1-1

HEADLIGHT(CB1100CA/NA/NAD)



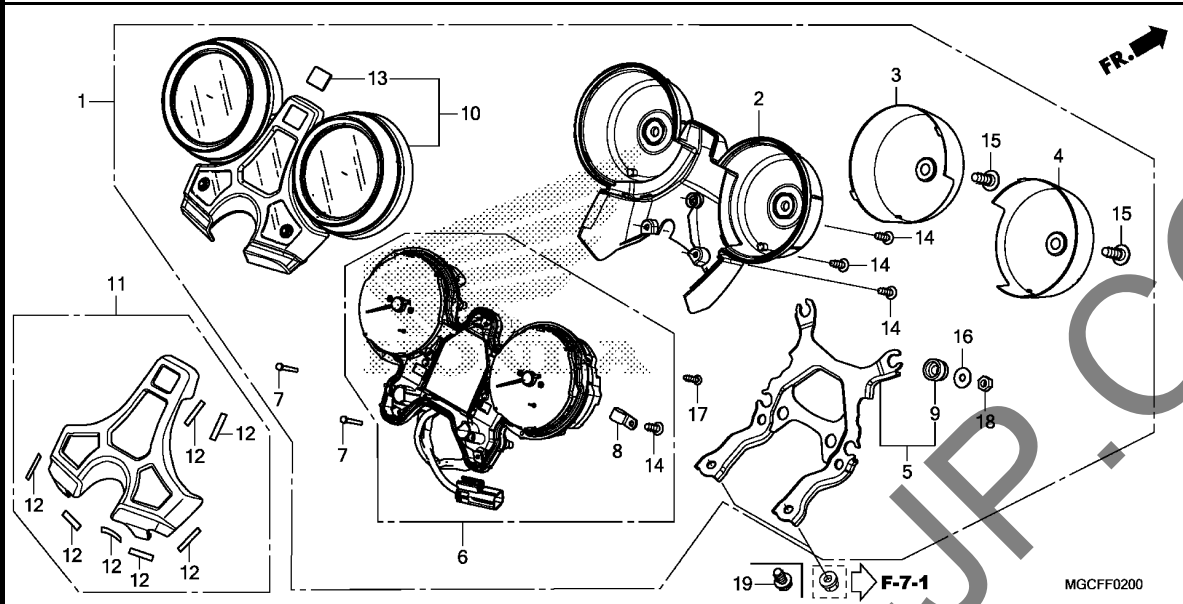
Ref. No.	Part No.	Description	Reqd. QTY				Serial No.	Parts catalogue code
			CA	NA	NAD	TAD		
24	93500-05012-0G	SCREW, PAN, 5X12	2	2	2	-		
25	96600-06016-07	BOLT, SOCKET, 6X16	4	4	4	-		

3

YUMBO.COM

F-2

METER

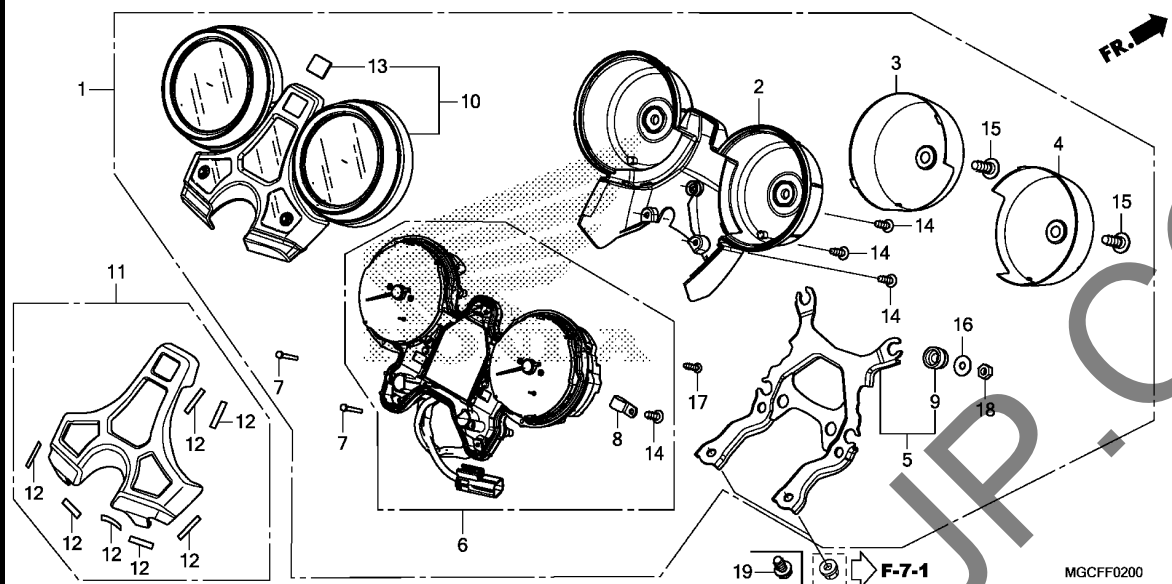


Ref. No.	L.O.N.	(Relative ref. Number) Description	F.R.T.
1	8121A1	METER ASSY., COMBINATION	0.4
	8121A5	METER ASSY., COMBINATION(A) ..	0.5
.NOTE: With meter cover			
2	8121B5	CASE, METER :LOWER	0.4
3	8121F8	COVER, METER :LEFT	0.3
4	8121F9	COVER, METER :RIGHT	0.3
	8121J0	COVER, METER :BOTH	0.3
5	8121A4	BRACKET, METER	0.4
6	8121A2	METER, COMBINATION	0.7
10	8121B4	CASE, METER :UPPER	0.6
	8121C7	CASE, METER(A) :UPPER	0.7
.NOTE: With meter cover			
11	8121E3	COVER, METER	0.4

Ref. No.	Part No.	Description	Reqd. QTY				Serial No.	Parts catalogue code
			CA	NA	NAD	TAD		
1	37100-MGC-EA2	METER ASSY., COMBINATION (MPH/KPH) (NIPPON SEIKI)	1	-	-	-	----- E	
	37100-MGC-DA2	METER ASSY., COMBINATION(KPH) (NIPPON SEIKI)	1	-	-	-	----- ED,F0,GS,KO,RU	
	37100-MGC-EC2	METER ASSY., COMBINATION (MPH/KPH) (NIPPON SEIKI)	-	1	-	-	----- 2E,E	
	37100-MGC-DC2	METER ASSY., COMBINATION(KPH) (NIPPON SEIKI)	-	1	-	-	----- 2ED,2F0,2GS,2KO,2RU,2TH,ED,F0,GS,KO,RU,TH	
	37100-MGC-ND2	-	-	1	-	-----	
	37100-MGC-H13	-	-	-	1	-----	
2	37101-MGC-N41	COVER, MAIN	1	1	1	1	-----	
3	37102-MGC-JB1	COVER, SPEEDOMETER	1	-	-	-	-----	
	37102-MGC-N41	-	1	1	1	-----	
4	37103-MGC-JB1	COVER, TACHOMETER	1	-	-	-	-----	
	37103-MGC-N41	-	1	1	1	-----	
5	37120-MGC-JB1	STAY ASSY., METER	1	1	1	-	-----	
	37120-MGC-N41	-	-	-	1	-----	
6	37200-MGC-EA1	METER ASSY., SPEED & TACHO (MPH/KPH)	1	-	-	-	----- E	
	37200-MGC-DA1	METER ASSY., SPEED & TACHO (KPH)	1	-	-	-	----- ED,F0,GS,KO,RU	
	37200-MGC-EC1	METER ASSY., SPEED & TACHO (MPH/KPH)	-	1	-	-	----- 2E,E	
	37200-MGC-DC1	METER ASSY., SPEED & TACHO (KPH)	-	1	-	-	----- 2ED,2F0,2GS,2KO,2RU,2TH,ED,F0,GS,KO,RU,TH	
	37200-MGC-ND1	-	-	1	-	-----	
	37200-MGC-H11	-	-	-	1	-----	
7	37202-KTW-900	ROD, SWITCH EXTENSION	2	2	2	2	-----	

F-2

METER

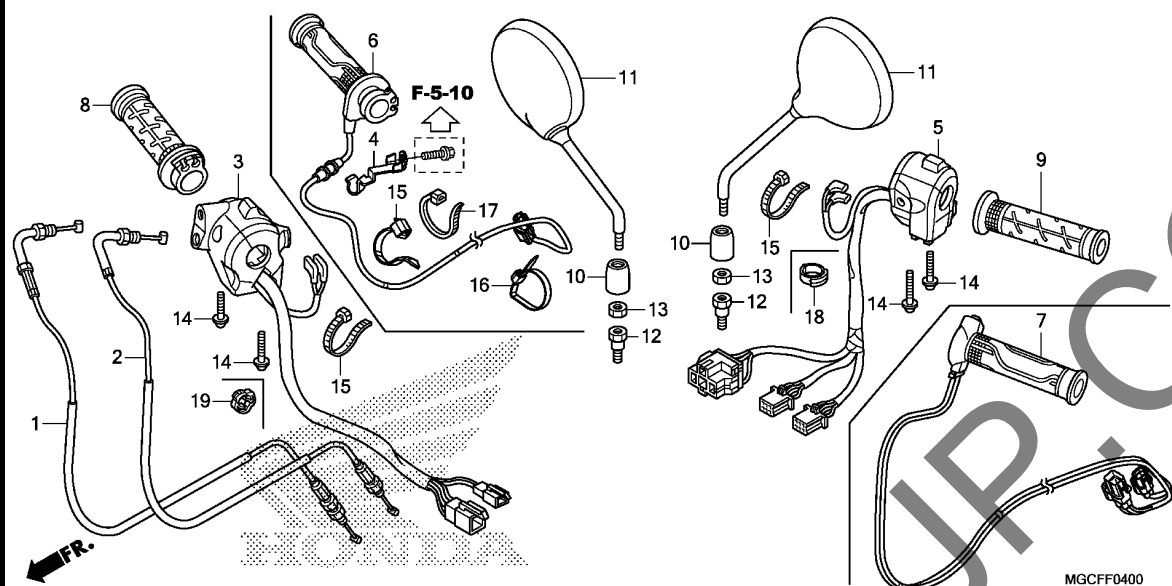


Ref. No.	Part No.	Description	Reqd. QTY				Serial No.	Parts catalogue code
			CA	NA	NAD	TAD		
8	37215-KS3-901	CLAMP	1	1	1	1		
9	37215-MGC-N40	RUBBER, METER SETTING	4	4	4	4		
10	37300-MGC-N42	CASE ASSY., UPPER	1	1	1	1		
11	37900-MGC-JB0	COVER ASSY., METER	1	1	1	-		
12	37902-MGC-JB0	TAPE, DOUBLE FACE, 5X25	7	7	7	-		
13	86150-KPG-901	EMBLEM, PRODUCT (MARUI)	1	1	1	1		
14	90032-KW3-008	SCREW, TAPPING, 4X14	4	4	4	4		
15	90112-MGC-JB0	SCREW, PAN, 6X20	2	-	-	-		
	90112-MGC-N20		-	2	2	2		
16	90525-030-000	WASHER B, HANDLE HOLDER						
		SETTING	4	4	4	4		
17	93903-22420	SCREW, TAPPING, 3X16	11	11	11	11		
18	94001-06000-0S	NUT, HEX., 6MM	4	4	4	4		
19	95701-06012-07	BOLT, FLANGE, 6X12	-	-	-	2		

3

F-4

SWITCH/CABLE/MIRROR



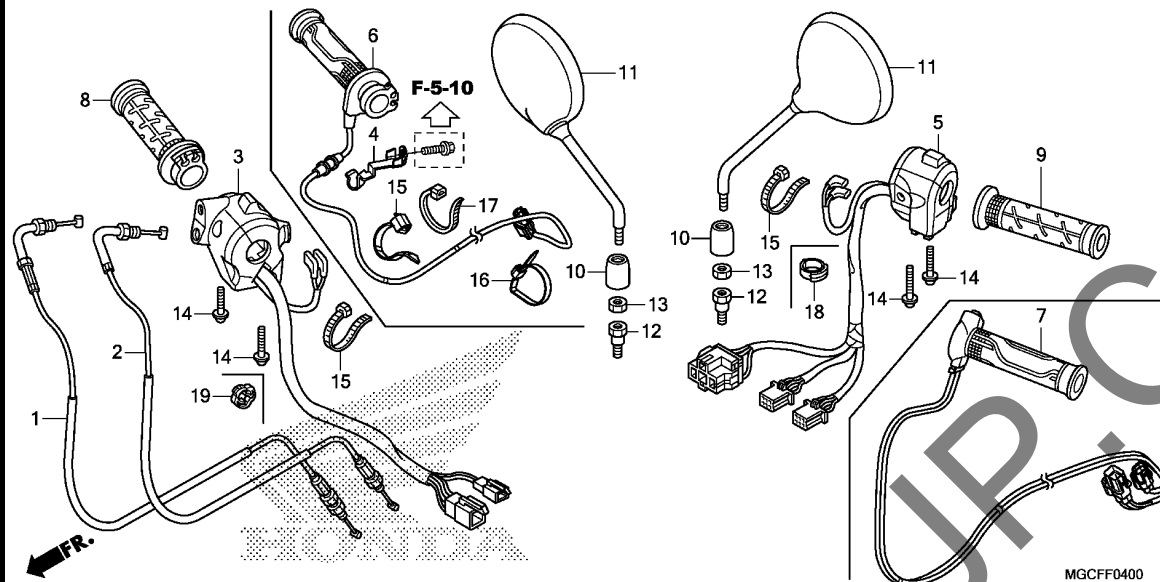
Ref. No.	L.O.N.	(Relative ref. Number) Description	F.R.T.
1		(2) CABLE, THROTTLE	1.4
		.NOTE: Same time for two units	
3	615120	SWITCH, STARTER KILL	0.5
5	615118	SWITCH, WINKER	0.4
6	8101A1	HEATER, HANDLE GRIP :RIGHT ...	1.3
7	8101A0	HEATER, HANDLE GRIP :LEFT	1.2
	8101A2	HEATER, HANDLE GRIP :BOTH	2.1
8	810150	GRIP, THROTTLE	0.3
9	8101C0	GRIP, HANDLE :LEFT	0.1

Ref. No.	Part No.	Description	Reqd. QTY				Serial No.	Parts catalogue code
			CA	NA	NAD	TAD		
1	17910-MGC-JB1	CABLE COMP. A, THROTTLE	1	-	-	-		
	17910-MGC-JD1	-	1	-	-		
	17910-MGC-N21	-	-	1	-		
2	17920-MGC-JB1	CABLE COMP. B, THROTTLE	1	-	-	-		
	17920-MGC-JD1	-	1	-	-		
	17920-MGC-N91	-	-	1	-		
3	35130-MGC-JB1	SWITCH ASSY., STARTER & ENGINE STOP(TOYO)	1	-	-	-		
	35130-MGC-JD1	-	1	-	-		
	35130-MGC-ND1	-	-	1	-		
	35130-MGC-H01	-	-	-	1		
4	35135-MFP-620	CLAMPER, CORD	-	-	1	1		
5	35200-MGC-JB1	SWITCH ASSY., WINKER(TOYO)	1	-	-	-		
	35200-MGC-JD1	-	1	-	-		
	35200-MGC-ND1	-	-	1	-		
	35200-MGC-H01	-	-	-	1		
6	35510-MFP-622	HEATER ASSY., R.	-	-	1	-		
	35510-MGC-JF1	HEATER ASSY., R. (ASAHI)	-	-	-	1		
7	35520-MGC-307	HEATER SET, L. HANDLE	-	-	1	-		
	35520-MGC-308	-	-	-	1		
8	53140-MGS-D30	GRIP COMP., THROTTLE	1	1	-	-		
9	53150-MGS-D30	GRIP, L. HANDLE	1	1	-	-		
10	88130-MFG-D00	COVER, LOCK NUT	2	2	2	2		
11	88210-MGC-N20	MIRROR COMP., BACK	2	2	-	-		
	88210-MGC-NN0	-	-	2	2		
12	90130-MGS-D31	BOLT, ADAPTER, 10MM	2	2	2	2		

3

F-4

SWITCH/CABLE/MIRROR

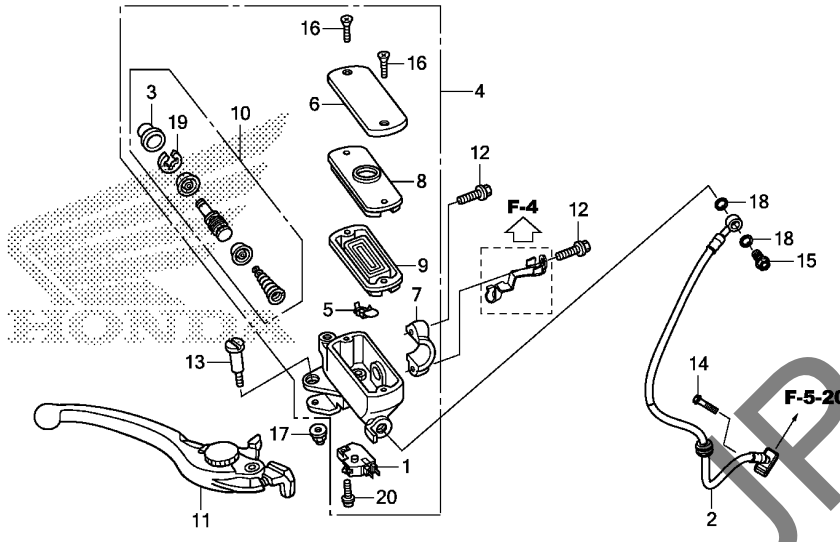


Ref. No.	Part No.	Description	Reqd. QTY				Serial No.	Parts catalogue code
			CA	NA	NAD	TAD		
			K	K	K	K		
13	90310-MGS-D31	NUT, HEX., 10MM (LEFT HAND THREAD)	2	2	2	2		
14	90507-MGE-640	SCREW-WASHER, 5X20	4	4	4	4		
15	90650-KW3-000	BAND, WIRE	-	-	-	3		
16	90651-KV6-003	BAND, WIRE, 165MM(BLACK)	-	-	-	1		
17	90652-KT1-771	BAND, WIRE(BLACK)	-	-	-	1		
18	90683-KJ2-003	CLIP, WIRE HARNESS	1	1	1	-		
19	90690-MEF-800	CLAMP, HARNESS	1	1	1	-		

3

F-5-10

FRONT BRAKE MASTER CYLINDER

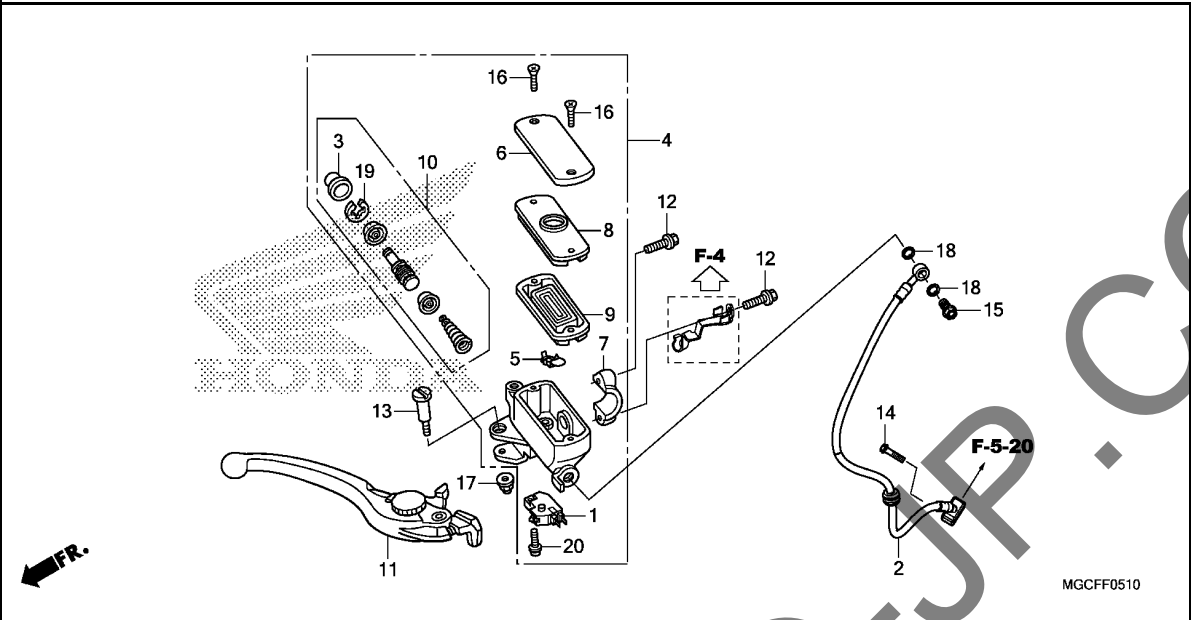


Ref. No.	L.O.N.	(Relative ref. Number) Description	F.R.T.
1	6151B2	SWITCH, FRONT STOP	0.1
2	712127	HOSE A, FRONT BRAKE	0.4
		.INCLUDES: Bleed brakes	
4	712105	CYLINDER, FRONT BRAKE MASTER	0.4
		.INCLUDES: Bleed brakes	
9	7121G6	DIAPHRAGM, FRONT BRAKE MASTER CYLINDER	0.1
10	7121G9	PISTON SET, FRONT BRAKE MASTER	0.4
		.INCLUDES: Bleed brakes	
11	8101C7	LEVER, HANDLE :RIGHT	0.1
	8101F5	LEVER, HANDLE :BOTH	0.2

Ref. No.	Part No.	Description	Reqd. QTY				Serial No.	Parts catalogue code
			CA	NA	NAD	TAD		
			K	K	K	K		
1	35340-MGS-D31	SWITCH ASSY., FR. STOP	1	1	1	1		
2	45125-MGC-JB1	HOSE COMP. A, FR. BRAKE	1	-	-	-		
	45125-MGC-JD1	-	1	-	-		
	45125-MGC-NN1	-	-	1	-		
	45125-MGC-NP1	-	-	-	1		
3	45504-410-003	BOOT COMP.	1	1	1	1		
4	45510-MGC-JB1	CYLINDER SUB ASSY., FR. BRAKE MASTER(NISSIN)	1	-	-	-		
	45510-MFM-C01	-	1	1	-		
	45510-MGH-641	-	-	-	1		
5	45512-MA6-006	PROTECTOR	1	1	1	1		
6	45513-MZ8-R41	CAP, MASTER CYLINDER(NISSIN)	1	-	-	-		
	45513-MM5-016	-	1	1	1		
7	45517-KR3-901	HOLDER, MASTER CYLINDER	1	-	-	-		
	45517-166-006	-	1	1	1		
8	45518-MM5-006	PLATE, DIAPHRAGM	1	1	1	1		
9	45520-MM5-006	DIAPHRAGM	1	1	1	1		
10	45530-MA4-671	CYLINDER SET, MASTER	1	-	-	1		
	45530-MA5-671	-	1	1	-		
11	53170-MEJ-016	LEVER ASSY., R. HANDLE	1	1	1	1		
12	90010-GHB-660	BOLT, FLANGE, 6X22	2	-	-	-		
	90013-GHB-660	-	2	2	2		
13	90114-MA5-671	BOLT, HANDLE LEVER PIVOT	1	1	1	1		
14	90124-MCH-A00	BOLT, FLANGE, 6X25	1	1	1	1		
15	90145-MS9-612	BOLT, OIL, 10X22(SAGA)	1	1	1	1		
16	90158-MT7-000	SCREW, FLAT, 4X12	2	-	-	-		

F-5-10

FRONT BRAKE MASTER CYLINDER

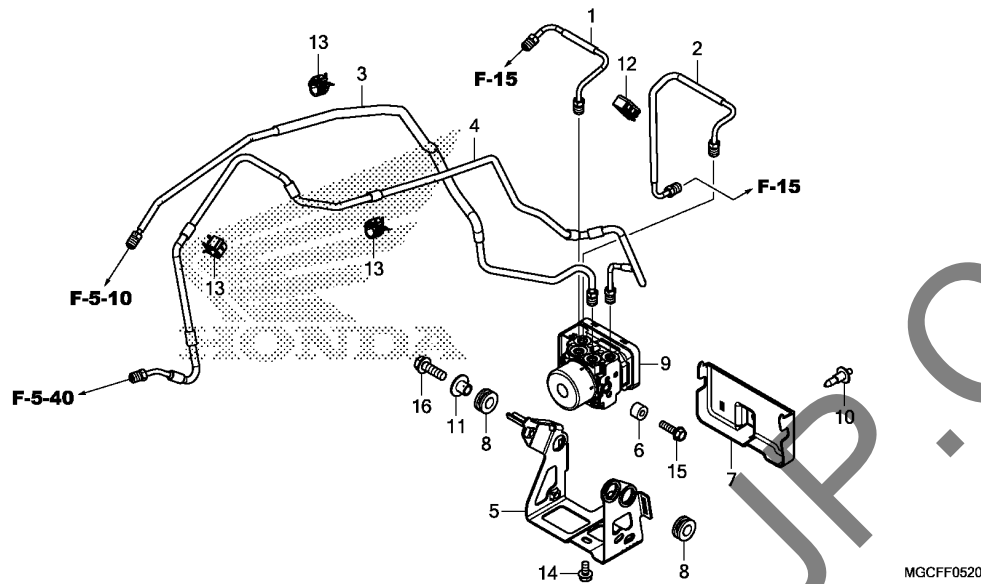


Ref. No.	Part No.	Description	Reqd. QTY				Serial No.	Parts catalogue code
			CA	NA	NAD	TAD		
16)	93600-04012-1G	SCREW, FLAT, 4X12	-	2	2	2		
17	90201-415-000	NUT, CAP, 6MM	1	1	1	1		
18	90545-300-000	WASHER, OIL BOLT	2	2	2	2		
19	90651-MA5-671	CIRCLIP	1	1	1	1		
20	93893-04012-17	SCREW-WASHER, 4X12	1	1	1	1		

3

F-5-20

ABS MODULATOR/BRAKE PIPE

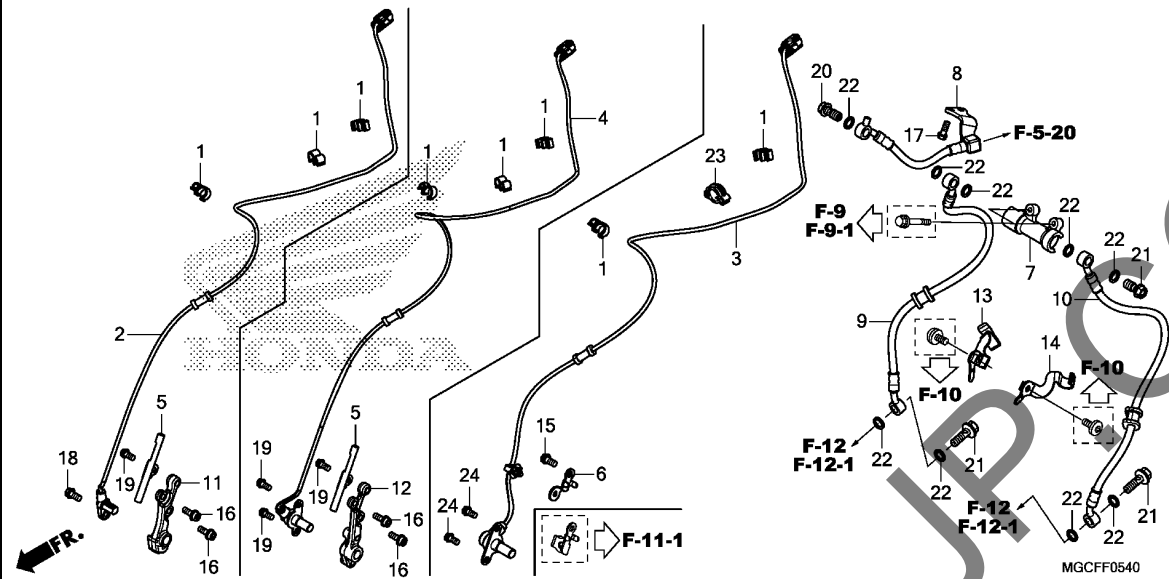


Ref. No.	L.O.N.	(Relative ref. Number) Description	F.R.T.
1	7121D7	PIPE A, REAR BRAKEINCLUDES: Bleed brakes	1.9
2	7121D8	PIPE B, REAR BRAKEINCLUDES: Bleed brakes	1.9
3	7121C7	PIPE A, FRONT BRAKEINCLUDES: Bleed brakes	1.6
4	7121C8	PIPE B, FRONT BRAKEINCLUDES: Bleed brakes	2.8
9	7111H1	MODULATOR, ABSINCLUDES: Bleed brakes	2.0

Ref. No.	Part No.	Description	Reqd. QTY				Serial No.	Parts catalogue code
			CA	NA	NAD	TAD		
			K	K	K	K		
1	43311-MGC-JB0	PIPE COMP. A, RR. BRAKE	1	1	1	1		
2	43312-MGC-JB0	PIPE COMP. B, RR. BRAKE	1	1	1	1		
3	45126-MGC-JB0	PIPE COMP. A, FR. BRAKE	1	1	1	1		
4	45127-MGC-JB0	PIPE COMP. B, FR. BRAKE	1	1	1	1		
5	50210-MGC-JB0	BRACKET, MODULATOR	1	1	1	1		
6	50211-MGC-JB0	COLLAR, MODULATOR	1	1	1	1		
7	50220-MGC-N20	MUDGUARD, RR.	1	-	-	1		
	50220-MGC-JD0	-	1	1	-		
8	50329-HA7-670	RUBBER, BATTERY BOX MOUNTING	3	3	3	3		
9	57110-MGC-JB2	MODULATOR ASSY.	1	-	-	1		
	57110-MGC-JD2	-	1	1	-		
10	90116-SP0-003	CLIP, BUMPER SEAL	1	1	1	1		
11	90551-MG7-000	COLLAR, 8.8X11	1	1	1	1		
12	90661-KVK-B11	CLIP, BRAKE PIPE(6.9X2)	1	1	1	1		
13	90690-GHB-641	CLIP, CABLE, 10MM	3	3	3	3		
14	95701-06010-00	BOLT, FLANGE, 6X10	1	1	1	1		
15	95701-06020-00	BOLT, FLANGE, 6X20	1	1	1	1		
16	95701-08025-00	BOLT, FLANGE, 8X25	1	1	1	1		

F-5-40

FRONT BRAKE HOSE



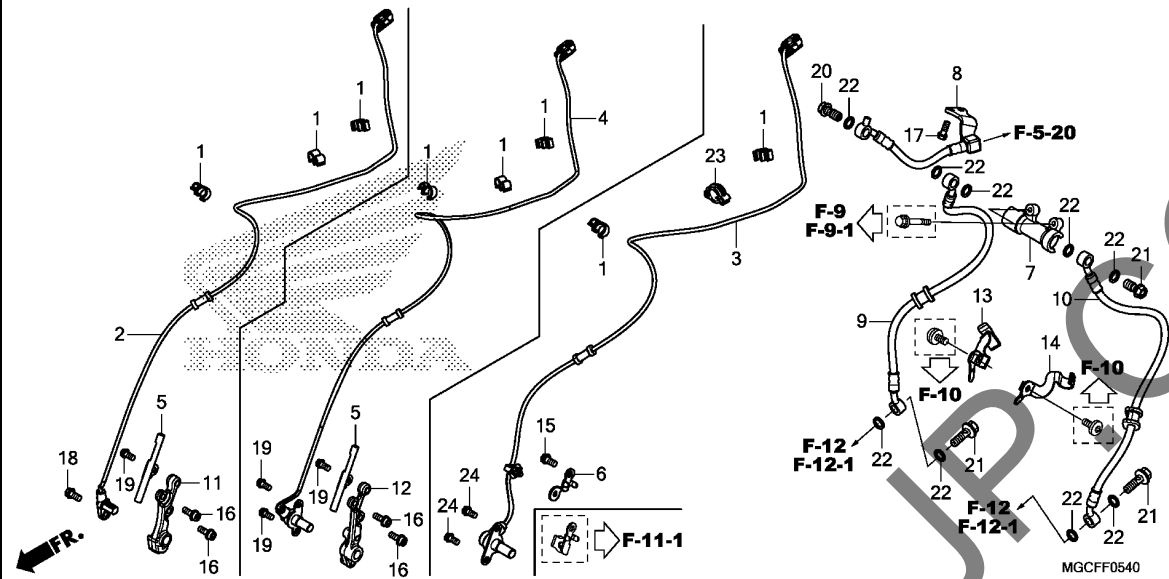
Ref. No.	L.O.N.	(Relative ref. Number) Description	F.R.T.
2		(4)	
2	617196	SENSOR, WHEEL SPEED :FRONT ...	0.6
3	6171F0	SENSOR, WHEEL SPEED(A) :FRONT	0.3
7	7121H8	PIPE, FRONT BRAKE JOINT MAIN . .INCLUDES: Bleed brakes	0.4
8	7121A0	HOSE, FRONT BRAKEINCLUDES: Bleed brakes	0.4
9	7121A2	HOSE, FRONT BRAKE :RIGHTINCLUDES: Bleed brakes	0.3
10	7121A1	HOSE, FRONT BRAKE :LEFTINCLUDES: Bleed brakes	0.3
	7121A3	HOSE, FRONT BRAKE :BOTHINCLUDES: Bleed brakes	0.4

Ref. No.	Part No.	Description	Reqd. QTY				Serial No.	Parts catalogue code
			CA	NA	NAD	TAD		
1	11152-KS4-003	CLAMP, PIPE	3	2	2	3		
2	38520-MGC-JB1	SENSOR, FR. WHEEL SPEED	1	-	-	-		
3	38520-MGC-JD1	SENSOR, FR. WHEEL SPEED	-	1	1	-		
4	38520-MGC-N31	SENSOR, FR. WHEEL SPEED	-	-	-	1		
5	38522-MGC-N30	GUIDE, FR. SPEED SENSOR	1	-	-	1		
6	38525-MGC-JD0	STAY, FR. SENSOR CORD	-	1	1	-	-----	2CH,2K0,2TH,CH,KO,TH
7	45127-MA1-003	JOINT, TWO WAY(NISSIN)	1	1	1	1		
8	45128-MGC-N31	HOSE COMP., FR. BRAKE	1	1	-	-		
	45128-MGC-NP1	-	-	1	1		
9	45129-MGC-N31	HOSE COMP., R. FR. BRAKE	1	-	-	-		
	45129-MGC-JD1	-	1	-	-		
	45129-MGC-NN1	-	-	1	-		
	45129-MGC-NP1	-	-	-	1		
10	45130-MGC-N31	HOSE COMP., L. FR. BRAKE	1	-	-	-		
	45130-MGC-JD1	-	1	-	-		
	45130-MGC-NN1	-	-	1	-		
	45130-MGC-NP1	-	-	-	1		
11	45150-MGC-JB0	BRACKET, SPEED SENSOR	1	-	-	-		
12	45150-MGC-N31	BRACKET, SPEED SENSOR	-	-	-	1		
13	45155-MGC-N30	CLAMPER COMP., R. FR. BRAKE ..	1	-	-	1		
14	45156-MGC-N30	CLAMPER COMP., L. FR. BRAKE ..	1	-	-	1		
15	90013-GHB-610	BOLT, FLANGE, 6X12	-	1	1	-	-----	2CH,2K0,2TH,CH,KO,TH
16	90101-MGC-N30	BOLT, FLANGE SOCKET, 6X16	2	-	-	2		
17	90102-MEA-740	BOLT, FLANGE, 6X16	2	2	2	2		
18	90117-MJP-G60	BOLT, FLANGE, 6X14	1	-	-	-		
19	90123-MCH-A00	BOLT, FLANGE, 6X12	1	-	-	3		

3

F-5-40

FRONT BRAKE HOSE

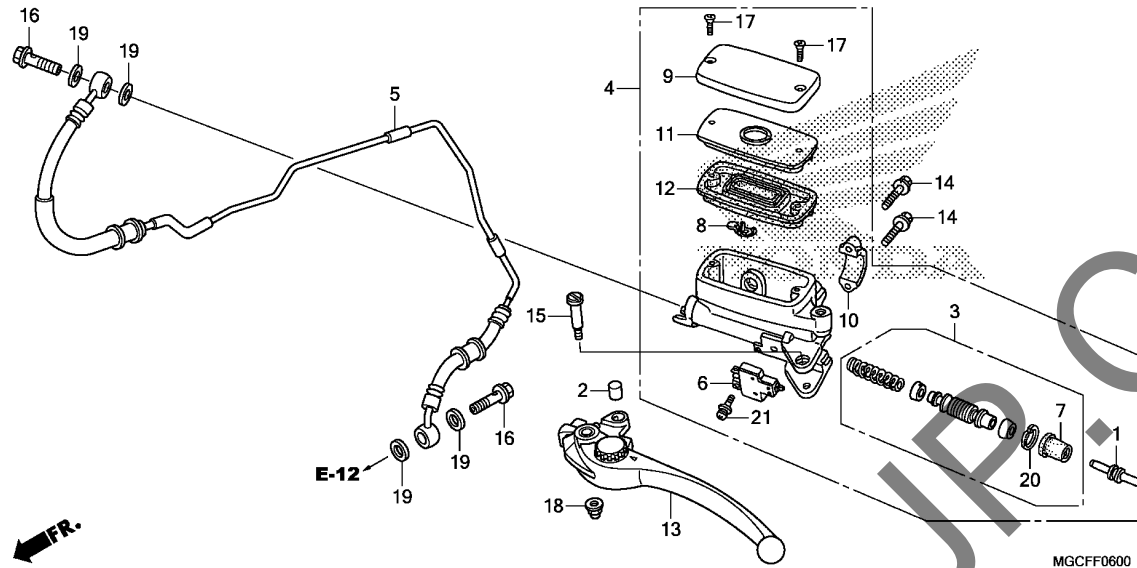


Ref. No.	Part No.	Description	Reqd. QTY				Serial No.	Parts catalogue code
			CA	NA	NAD	TAD		
20	90145-MR8-014	BOLT, OIL, 10X34	1	1	1	1		
21	90145-MS9-612	BOLT, OIL, 10X22(SAGA)	3	3	3	3		
22	90545-300-000	WASHER, OIL BOLT	9	9	9	9		
23	90690-MCA-003	CLIP, CABLE, 14MM	-	1	1	-		
24	96001-06010-00	BOLT, FLANGE, 6X10	-	2	2	-		

3

F-6

CLUTCH MASTER CYLINDER

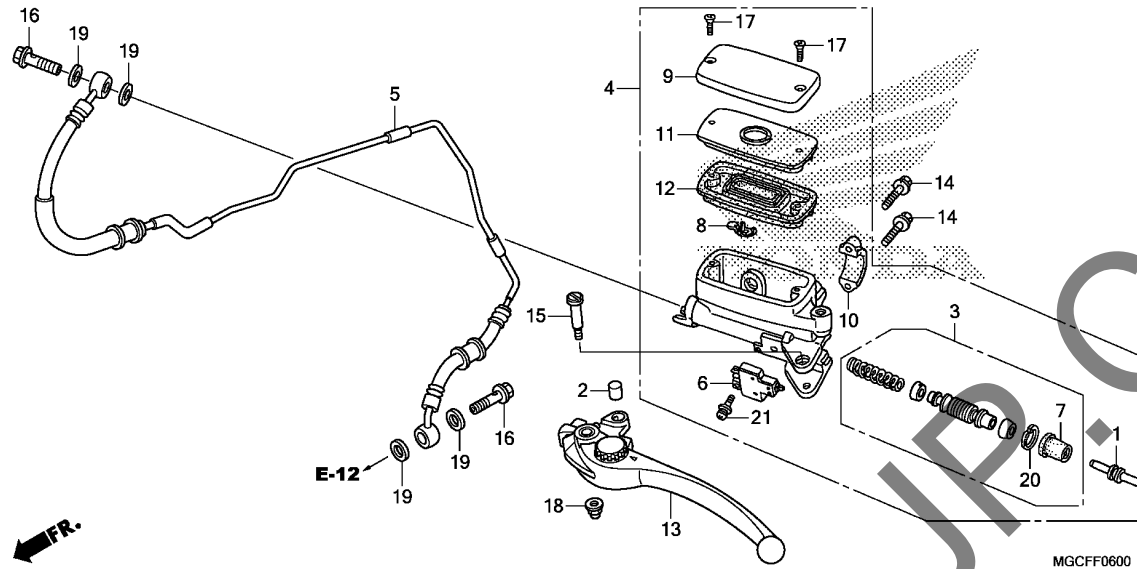


Ref. No.	L.O.N.	(Relative ref. Number) Description	F.R.T.
3	2121B3	PISTON, CLUTCH MASTER CYLINDER .INCLUDES: Air bleeding	0.5
4	712150	CYLINDER, CLUTCH MASTER .INCLUDES: Air bleeding	0.5
5	712152	PIPE, CLUTCH .INCLUDES: Air bleeding	0.7
6	6151A9	SWITCH, CLUTCH	0.1
12	7121G8	DIAPHRAGM, CLUTCH MASTER CYLINDER	0.1
13	8101C6	LEVER, HANDLE :LEFT	0.1
	8101F5	LEVER, HANDLE :BOTH	0.2

Ref. No.	Part No.	Description	Reqd. QTY				Serial No.	Parts catalogue code
			CA	NA	NAD	TAD		
			K	K	K	K		
1	22884-MAT-E01	ROD, PUSH	1	1	1	1		
2	22885-MB0-006	BUSH	1	1	1	1		
3	22886-MAT-E01	PISTON SET, MASTER CYLINDER	1	1	1	1		
4	22890-MGC-JB1	CYLINDER SUB ASSY., CLUTCH MASTER(NISSIN)	1	-	-	-		
	22890-MGY-641		-	1	1	1		
5	22900-MGC-JB1	PIPE COMP., CLUTCH	1	-	-	-		
	22900-MGC-JD1		-	1	1	-		
	22900-MGC-003		-	-	-	1		
6	35330-MB0-003	SWITCH ASSY., CLUTCH	1	1	1	1		
7	45504-MAT-E01	BOOT COMP.	1	1	1	1		
8	45512-MA6-006	PROTECTOR	1	1	1	1		
9	45513-MZ8-R41	CAP, MASTER CYLINDER(NISSIN)	1	-	-	-		
	45513-MM5-016		-	1	1	1		
10	45517-KR3-901	HOLDER, MASTER CYLINDER	1	-	-	-		
	45517-166-006		-	1	1	1		
11	45518-MM5-006	PLATE, DIAPHRAGM	1	1	1	1		
12	45520-MM5-006	DIAPHRAGM	1	1	1	1		
13	53180-MEJ-016	LEVER ASSY., L. HANDLE	1	1	1	1		
14	90010-GHB-660	BOLT, FLANGE, 6X22	2	-	-	-		
	90013-GHB-660		-	2	2	2		
15	90114-MA5-671	BOLT, HANDLE LEVER PIVOT	1	1	1	1		
16	90145-MS9-612	BOLT, OIL, 10X22(SAGA)	2	2	2	2		
17	90158-MT7-000	SCREW, FLAT, 4X12	2	-	-	-		
	93600-04012-1G		-	2	2	2		
18	90201-415-000	NUT, CAP, 6MM	1	1	1	1		

F-6

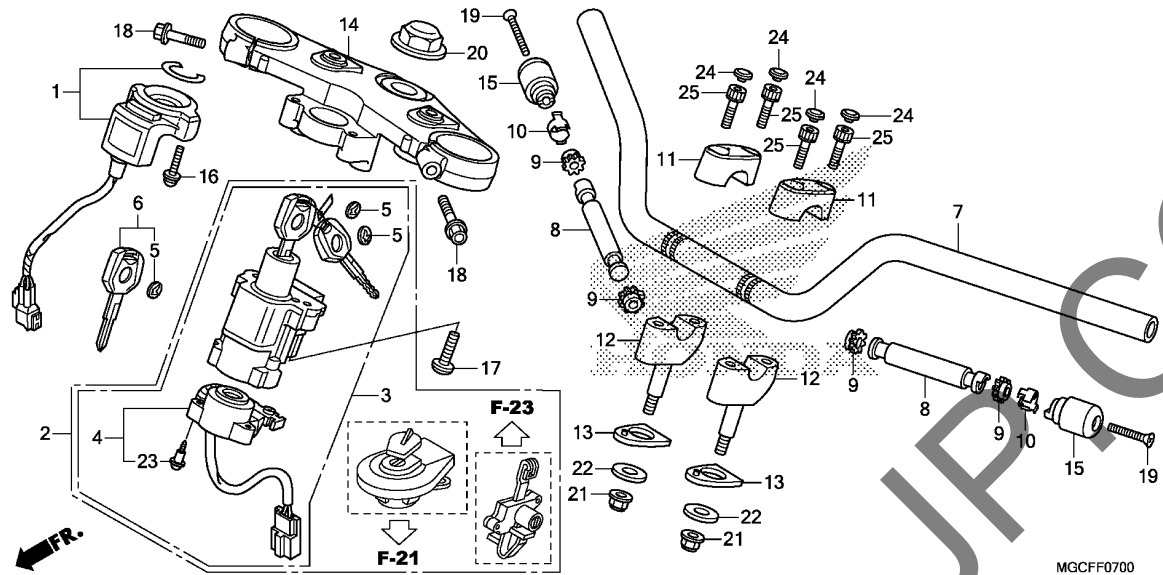
CLUTCH MASTER CYLINDER



Ref. No.	Part No.	Description	Reqd. QTY				Serial No.	Parts catalogue code
			CA	NA	NAD	TAD		
19	90545-300-000	WASHER, OIL BOLT	4	4	4	4		
20	90651-MA5-671	CIRCLIP	1	1	1	1		
21	93893-04012-17	SCREW-WASHER, 4X12	1	1	1	1		

F-7

HANDLE PIPE/TOP BRIDGE(CB1100TAD)



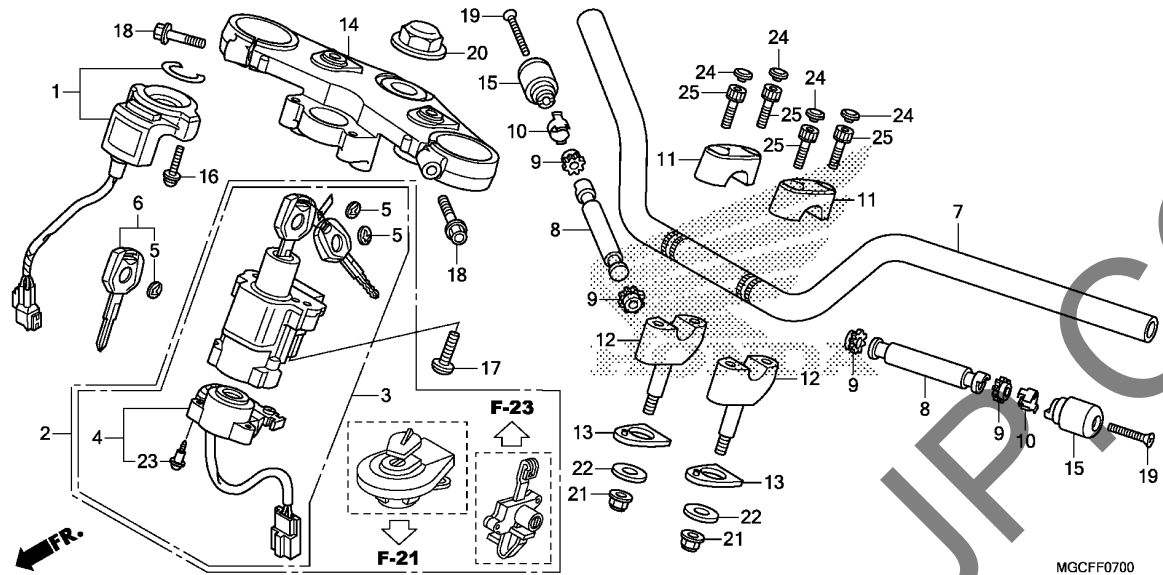
Ref. No.	L.O.N.	(Relative ref. Number) Description	F.R.T.
1	6141A2	RECEIVER UNIT, IMMOBILIZER ...	0.5
2	6151A1	KEY SET	1.6
3	6151A5	SWITCH, COMBINATION & LOCKINCLUDES: HISS memorization	1.1
4	6151C2	BASE, CONTACT	0.5
7	810100	PIPE, STEERING HANDLE	0.5
8	810100K	.With handle grip heater add	0.7
		(9,10)	
	8101D6	WEIGHT B, HANDLE :LEFT	0.2
	8101D6A	.With handle grip heater add	0.7
	8101D7	WEIGHT B, HANDLE :RIGHT	0.2
	8101D7A	.With handle grip heater add	0.8
	8101D8	WEIGHT B, HANDLE :BOTH	0.4
	8101D8A	.With handle grip heater add	1.1
12	8101B9	HOLDER, HANDLE :LOWER	0.2
	8101B9A	.Replace 1 handle holder add	0.1
14	510110	BRIDGE, FORK TOP	0.7
	510110F	.With handle grip heater add	0.6

MGCFF0700

Ref. No.	Part No.	Description	Reqd. QTY				Serial No.	Parts catalogue code
			CA	NA	NAD	TAD		
1	30430-MGC-NB1	RECEIVER UNIT(HONDA LOCK) ...	-	-	-	1		
2	35010-MGC-J82	KEY SET	-	-	-	1		
3	35100-MGC-J82	SWITCH ASSY., COMBINATION & LOCK	-	-	-	1		
4	35101-MGC-003	BASE COMP., CONTACT	-	-	-	1		
5	35113-MJK-N20	EMBLEM, KEY	-	-	-	4		
			-	-	-	(2)		
6	35121-MGP-D01	KEY, BLANK	-	-	-	(1)		
7	53100-MGC-N20	PIPE, STEERING HANDLE	-	-	-	1		
8	53105-KV3-000	WEIGHT B, STEERING HANDLE	-	-	-	2		
9	53106-KR3-770	RUBBER A, HANDLE WEIGHT	-	-	-	4		
10	53108-KR3-940	RING, HANDLE WEIGHT SNAP	-	-	-	2		
11	53131-371-000	HOLDER, HANDLE PIPE UPPER ...	-	-	-	2		
12	53132-MGC-JP0	HOLDER COMP., HANDLE UNDER	-	-	-	2		
13	53134-MGC-JP0	RUBBER, HANDLE HOLDER SEAT	-	-	-	2		
14	53300-MGC-D40	BRIDGE COMP., FORK TOP	-	-	-	1		
15	53814-MGC-J20	WEIGHT, STEERING HANDLE	-	-	-	2		
16	90020-MCS-G00	SCREW-WASHER, 5X28	-	-	-	2		
17	90107-MBG-000	BOLT, ONE-WAY, 8MM	-	-	-	2		
18	90108-MR7-000	BOLT, FLANGE, 8X40	-	-	-	2		
19	90191-MK6-670	SCREW, OVAL, 6X65	-	-	-	2		
20	90304-MK4-000	NUT, STEERING STEM	-	-	-	1		
21	90309-ML4-901	NUT, FLANGE, 8MM	-	-	-	2		
22	90535-MR1-770	WASHER, HANDLE UNDER HOLDER	-	-	-	2		
23	91059-KY2-711	SCREW, TAPPING, 3X16	-	-	-	3		

F-7

HANDLE PIPE/TOP BRIDGE(CB1100TAD)

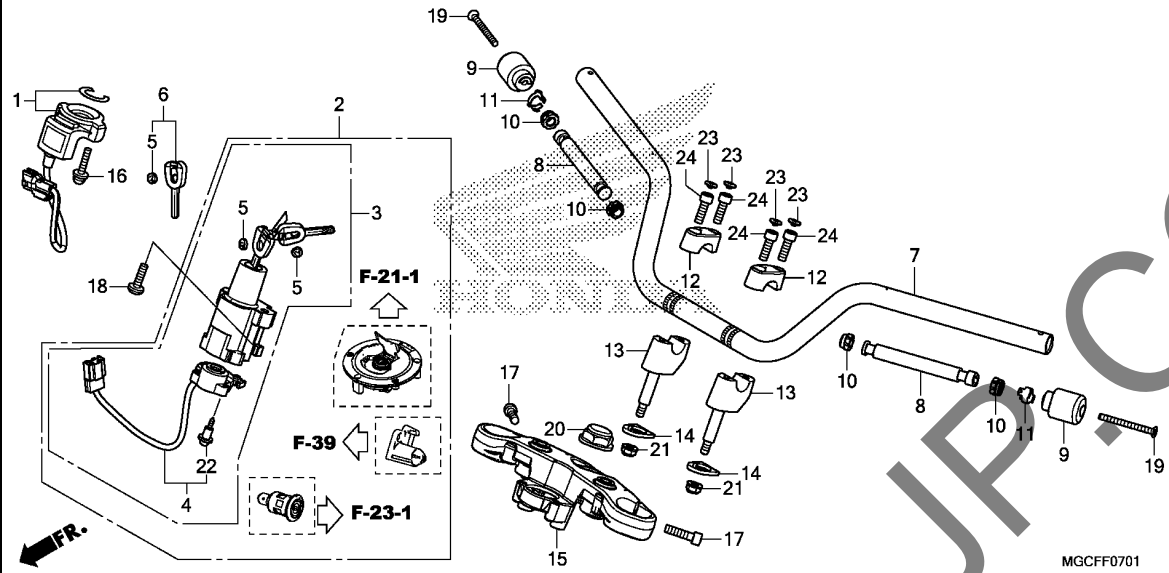


Ref. No.	Part No.	Description	Reqd. QTY				Serial No.	Parts catalogue code
			CA	NA	NAD	TAD		
24	91456-371-770	CAP, SOCKET BOLT	-	-	-	4		
25	96600-08025-00	BOLT, SOCKET, 8X25	-	-	-	4		

3

F-7-1

HANDLE PIPE/TOP BRIDGE(CB1100CA/NA/NAD)



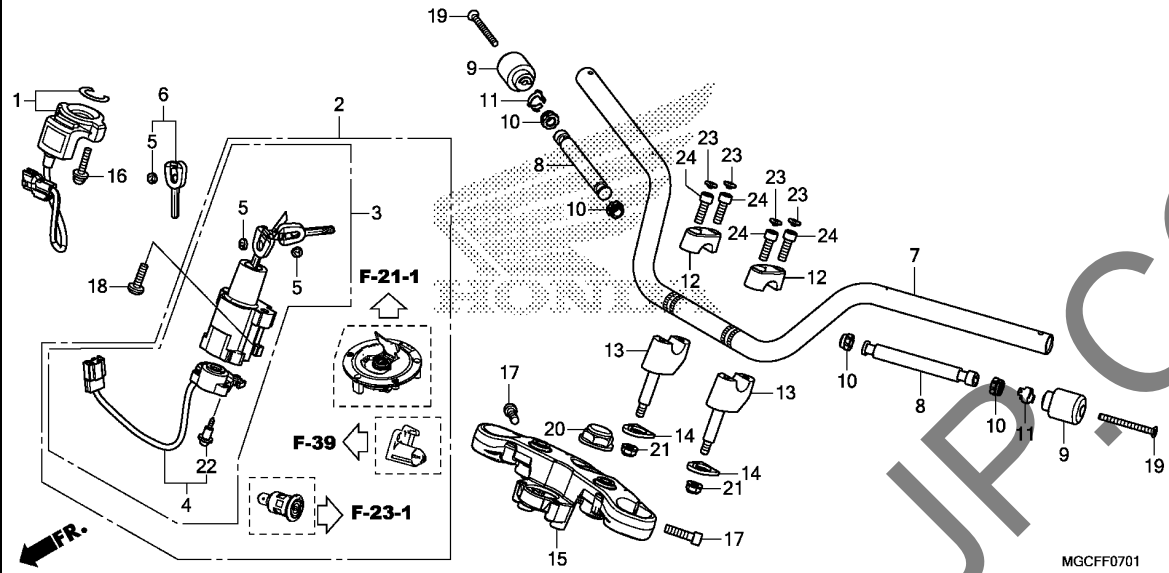
Ref. No.	L.O.N.	(Relative ref. Number) Description	F.R.T.
1	6141A2	RECEIVER UNIT, IMMOBILIZER ...	0.5
2	6151D2	KEY SET(A)	2.0
3	615145	SWITCH, COMBINATION & LOCKINCLUDES: HISS memorization	1.1
4	6151C2	BASE, CONTACT	0.5
7	810100	PIPE, STEERING HANDLE	0.5
8	810100K	.With handle grip heater add	0.7
		(10,11)	
	8101D6	WEIGHT B, HANDLE :LEFT	0.2
	8101D6A	.With handle grip heater add	0.7
	8101D7	WEIGHT B, HANDLE :RIGHT	0.2
	8101D7A	.With handle grip heater add	0.8
	8101D8	WEIGHT B, HANDLE :BOTH	0.4
	8101D8A	.With handle grip heater add	1.1
13	8101B9	HOLDER, HANDLE :LOWER	0.2
	8101B9A	.Replace 1 handle holder add	0.1
15	510110	BRIDGE, FORK TOP	0.7
	510110F	.With handle grip heater add	0.6

3

Ref. No.	Part No.	Description	Reqd. QTY				Serial No.	Parts catalogue code
			CA	NA	NAD	TAD		
			K	K	K	K		
1	30430-MGC-JB1	RECEIVER UNIT(HONDA LOCK) ...	1	1	-	-	2E,2ED,2GS,2K0,2RU,2TH,E,ED,GS,K0,RU,TH	
	30430-MGC-325	RECEIVER UNIT SET	1	1	-	-	2E,2ED,E,ED	
	30430-MGC-FA1	RECEIVER UNIT(HONDA LOCK) ...	1	1	-	-	2F0,F0	
	30430-MGC-NB1	-	1	-	-		
2	35010-MGC-JB1	KEY SET	1	1	1	-		
3	35100-MGC-JB2	SWITCH ASSY., COMBINATION & LOCK(HONDA LOCK)	1	1	1	-		
4	35101-MGC-JB1	BASE COMP., CONTACT	1	1	1	-		
5	35113-MJK-N20	EMBLEM, KEY	4	4	4	-		
		(2)	(2)	(2)	-		
6	35121-MGP-D63	KEY, BLANK(IMMOBI)	(1)	(1)	(1)	-		
7	53100-MGC-JB0	PIPE, STEERING HANDLE	1	-	-	-		
	53100-MGC-JD0	-	1	1	-		
8	53105-KV3-000	WEIGHT B, STEERING HANDLE ...	2	2	2	-		
9	53105-MEJ-720	WEIGHT, STEERING HANDLE	2	-	-	-		
	53105-MK4-620	-	2	2	-		
10	53106-KR3-770	RUBBER A, HANDLE WEIGHT	4	4	4	-		
11	53108-KR3-940	RING, HANDLE WEIGHT SNAP	2	2	2	-		
12	53131-KR8-000	HOLDER, HANDLE PIPE UPPER ...	2	-	-	-		
	53131-371-000	-	2	2	-		
13	53132-MEJ-000	HOLDER COMP., HANDLE UNDER ..	2	-	-	-		
	53132-MGC-JP0	-	2	2	-		
14	53134-MGC-000	RUBBER, HANDLE HOLDER SEAT ..	2	-	-	-		
	53134-MGC-JP0	-	2	2	-		
15	53300-MGC-JB0	BRIDGE COMP., FORK TOP	1	-	-	-		
	53300-MGC-JP0	-	1	1	-		

F-7-1

HANDLE PIPE/TOP BRIDGE(CB1100CA/NA/NAD)

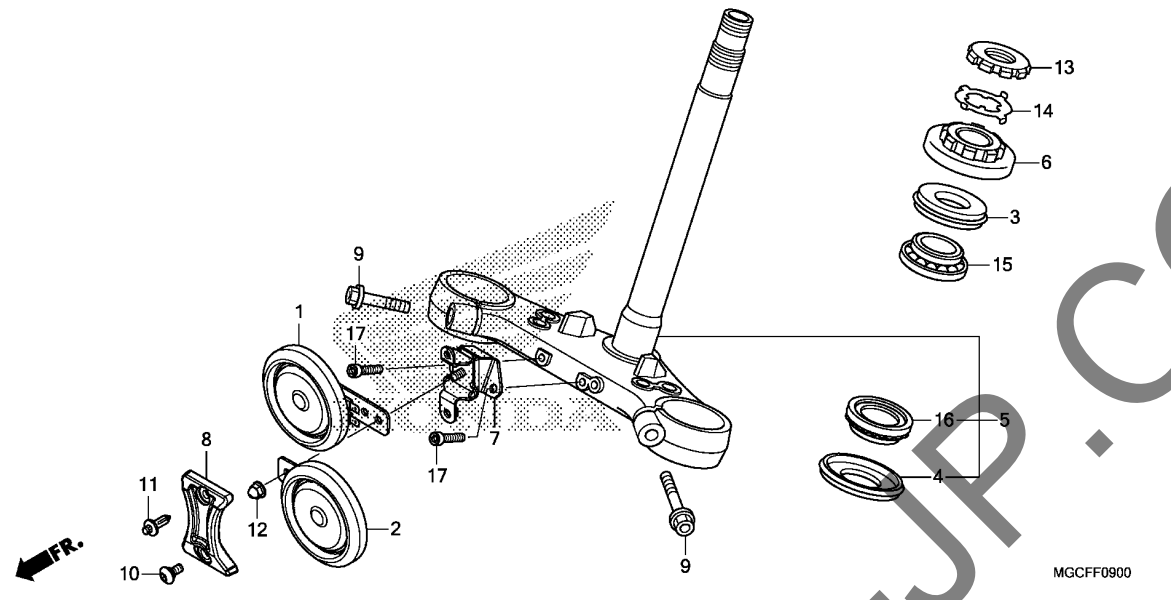


Ref. No.	Part No.	Description	Reqd. QTY				Serial No.	Parts catalogue code
			CA	NA	NAD	TAD		
			K	K	K	K		
16	90020-MCS-G00	SCREW-WASHER, 5X28	2	2	2	-		
17	90101-MGC-JB0	BOLT, SOCKET, 8X28	2	2	2	-		
18	90107-MBG-000	BOLT, ONE-WAY, 8MM	2	2	2	-		
19	90191-MK6-670	SCREW, OVAL, 6X65	2	-	-	-		
	90191-KBG-000		-	2	2	-		
20	90304-MK4-000	NUT, STEERING STEM	1	1	1	-		
21	90309-KF0-003	NUT, FLANGE, 8MM	2	-	-	-		
	90309-ML4-901		-	2	2	-		
22	91059-KY2-711	SCREW, TAPPING, 3X16	3	3	3	-		
23	91455-KEA-000	CAP, SOCKET BOLT, 8MM	4	-	-	-		
	91456-371-770	CAP, SOCKET BOLT	-	4	4	-		
24	96600-08025-00	BOLT, SOCKET, 8X25	4	4	4	-		

3

F-9

STEERING STEM(CB1100TAD)



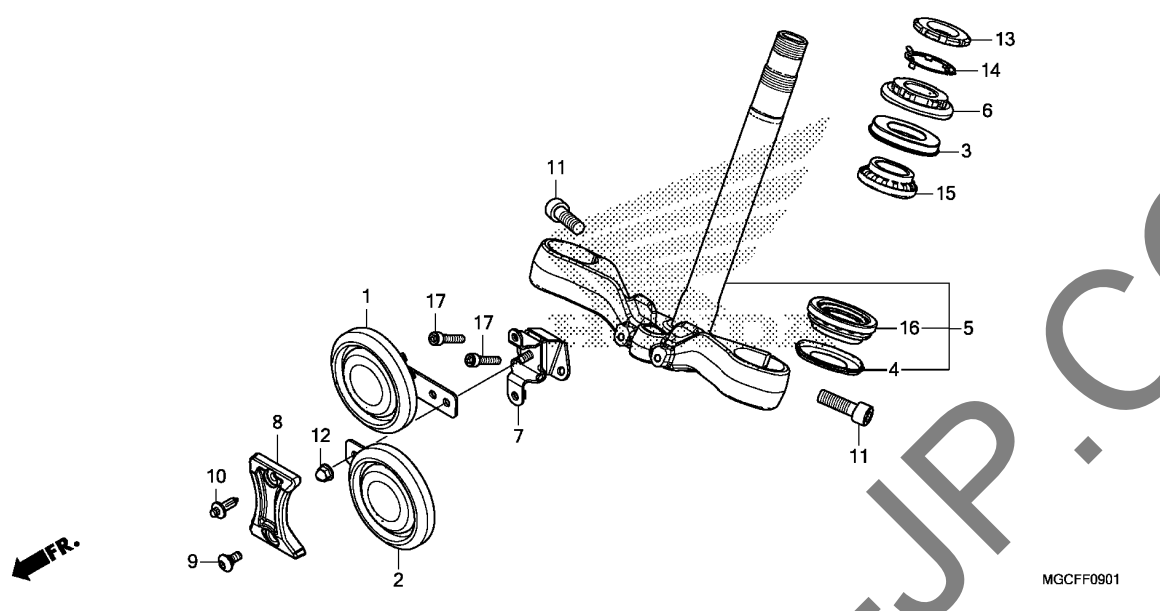
Ref. No.	L.O.N.	(Relative ref. Number) Description	F.R.T.
1	(2)	HORN	0.1
5	616169	.NOTE: Same time for two units	1.1
5	510100	STEM OR SHAFT ASSY., STEERING	0.7
5	510100L	.With handle grip heater add	0.7
6	(3)	5101B2 THREAD, STEERING HEAD TOP	0.6
6	5101B2H	.With handle grip heater add	0.7
15	5101B6	BEARING, HEAD PIPE :UPPER	1.1
15	5101B6H	.With handle grip heater add	0.7
16	(4)	5101B7 BEARING, HEAD PIPE :LOWER	1.3
16	5101B7G	.With handle grip heater add	0.7
16	5101C7	BEARING, HEAD PIPE :BOTH	1.3
16	5101C7G	.With handle grip heater add	0.7

Ref. No.	Part No.	Description	Reqd. QTY				Serial No.	Parts catalogue code
			CA	NA	NAD	TAD		
1	38110-MGC-NP1	HORN COMP.(HIGH)	-	-	-	1		
2	38120-MGC-NP1	HORN COMP.(LOW)	-	-	-	1		
3	53213-MB4-771	DUST SEAL, STEERING UPPER	-	-	-	1		
		(ARAI)	-	-	-	1		
4	53214-371-010	DUST SEAL, STEERING HEAD	-	-	-	1		
5	53219-MGC-D40	STEM SUB ASSY., STEERING	-	-	-	1		
6	53220-MB2-000	THREAD COMP., STEERING HEAD	-	-	-	1		
		TOP	-	-	-	1		
7	61406-MGC-JB0	STAY, HORN	-	-	-	1		
8	61407-MGC-JB0	COVER, HORN	-	-	-	1		
9	90102-MGC-000	BOLT, FLANGE, 10X35	-	-	-	2		
10	90115-MGZ-J00	SCREW, SPECIAL, 6X14	-	-	-	1		
11	90116-MCS-600	RIVET, PUSH	-	-	-	1		
12	90201-428-900	NUT, CAP, 6MM	-	-	-	1		
13	90302-425-830	THREAD B, STEERING HEAD TOP	-	-	-	1		
14	90506-425-830	WASHER, LOCK	-	-	-	1		
15	91015-KT8-005	BEARING, HEAD PIPE UPPER(KOYO)	-	-	-	1		
16	91016-KT8-005	BEARING, HEAD PIPE UNDER(KOYO)	-	-	-	1		
17	96600-06028-07	BOLT, SOCKET, 6X28	-	-	-	2		

3

F-9-1

STEERING STEM(CB1100CA/NA/NAD)

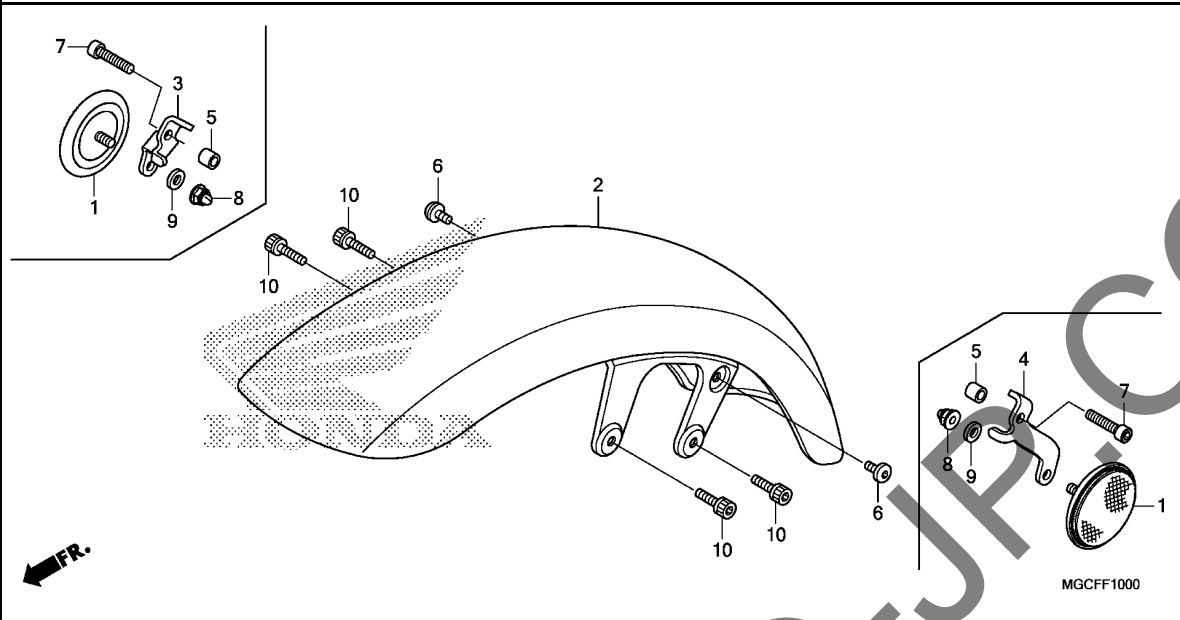


Ref. No.	L.O.N.	(Relative ref. Number) Description	F.R.T.
1	(2)	616169 HORN	0.1
		.NOTE: Same time for two units	
5	510100	STEM OR SHAFT ASSY., STEERING	1.1
		510100L .With handle grip heater add	0.7
6	(3)	5101B2 THREAD, STEERING HEAD TOP	0.6
		5101B2H .With handle grip heater add	0.7
15	5101B6	BEARING, HEAD PIPE :UPPER	1.1
		5101B6H .With handle grip heater add	0.7
16	(4)	5101B7 BEARING, HEAD PIPE :LOWER	1.3
		5101B7G .With handle grip heater add	0.7
		5101C7 BEARING, HEAD PIPE :BOTH	1.3
		5101C7G .With handle grip heater add	0.7

Ref. No.	Part No.	Description	Reqd. QTY				Serial No.	Parts catalogue code
			CA	NA	NAD	TAD		
			K	K	K	K		
1	38110-MBR-J11	HORN COMP.(HIGH)	1	1	-	-	2E,2ED,2FO,2GS,2RU,2TH,E,ED,FO,GS,RU,TH	
	38110-MEJ-B02	HORN ASSY.(HIGH)	1	1	-	-	2K0,K0	
	38110-MGC-NP1	HORN COMP.(HIGH)	1	-	1	-		
2	38120-MBR-J11	HORN COMP.(SPL.LOW)	1	1	-	-	2E,2ED,2FO,2GS,2RU,2TH,E,ED,FO,GS,RU,TH	
	38120-MEJ-B02	HORN ASSY.(LOW)	1	1	-	-	2K0,K0	
	38120-MGC-NP1	HORN COMP.(LOW)	-	-	1	-		
3	53213-MB4-771	DUST SEAL, STEERING UPPER						
		(ARAI)	1	1	1	-		
4	53214-371-010	DUST SEAL, STEERING HEAD	1	1	1	-		
5	53219-MGC-JB0	STEM SUB ASSY., STEERING	1	-	-	-		
	53219-MGC-JP0		-	1	1	-		
6	53220-MB2-000	THREAD COMP., STEERING HEAD						
		TOP	1	1	1	-		
7	61406-MGC-JB0	STAY, HORN	1	1	1	-	2CH,2E,2ED,2FO,2GS,2RU,2TH,CH,E,ED,FO,GS,RU,TH	
	61406-MGC-KA0		1	1	-	-	2K0,K0	
8	61407-MGC-JB0	COVER, HORN	1	1	1	-	2CH,2E,2ED,2FO,2GS,2RU,2TH,CH,E,ED,FO,GS,RU,TH	
9	90115-MGZ-J00	SCREW, SPECIAL, 6X14	1	1	1	-	2CH,2E,2ED,2FO,2GS,2RU,2TH,CH,E,ED,FO,GS,RU,TH	
10	90116-MCS-G00	RIVET, PUSH	1	1	1	-	2CH,2E,2ED,2FO,2GS,2RU,2TH,CH,E,ED,FO,GS,RU,TH	
11	90120-MCH-A00	BOLT, SOCKET, 10X32	2	2	2	-		
12	90201-428-900	NUT, CAP, 6MM	1	1	1	-		
13	90302-425-830	THREAD B, STEERING HEAD TOP	1	1	1	-		
14	90506-425-830	WASHER, LOCK	1	1	1	-		
15	91015-KT8-005	BEARING, HEAD PIPE UPPER(KOYO)	1	1	1	-		
16	91016-KT8-005	BEARING, HEAD PIPE UNDER(KOYO)	1	1	1	-		
17	96600-06028-07	BOLT, SOCKET, 6X28	2	2	2	-		

F-10

FRONT FENDER(CB1100CA/TAD)



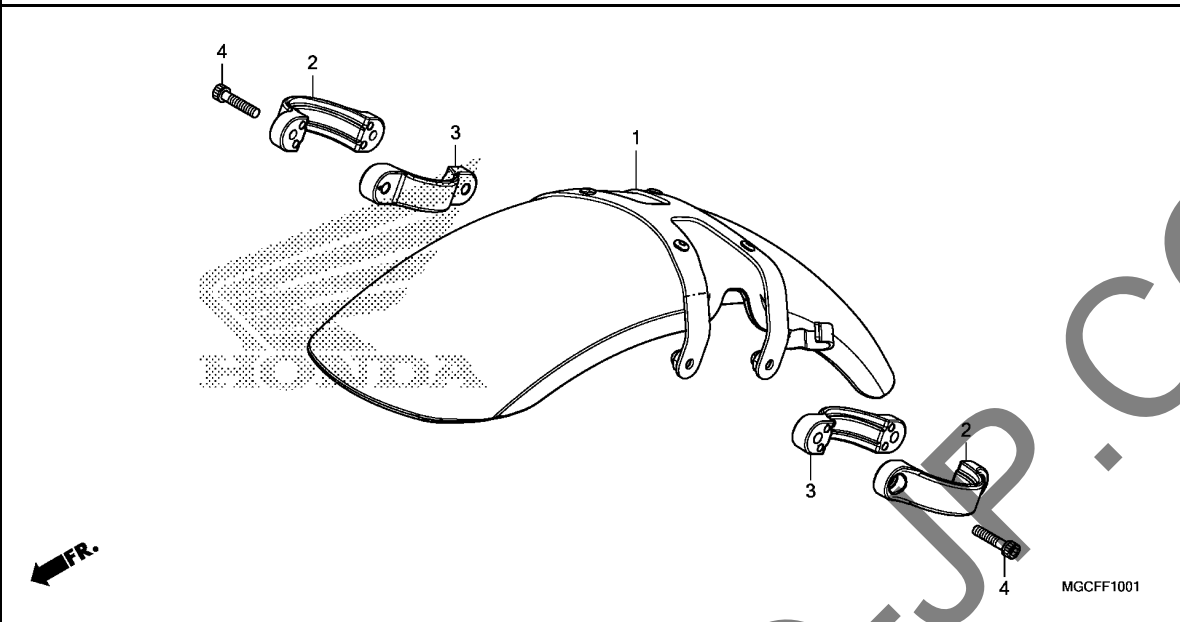
Ref. No.	L.O.N.	(Relative ref. Number) Description	F.R.T.
2	4131B7	FENDER, FRONT	0.2

3

Ref. No.	Part No.	Description	Reqd. QTY				Serial No.	Parts catalogue code
			CA	NA	NAD	TAD		
1	33741-KTG-U01	REFLECTOR, FR. REFLEX(AMBER)	2	-	-	-	-	E,ED,FO,GS,RU
2	61100-MGC-JQ0ZA	FENDER COMP., FR. *R381C*CANDY CHROMOSPHERE RED	1	-	-	-	-	E,ED,FO,GS,RU
	61100-MGC-JQ0ZB	*PB409P*..PEARL HAWKSEYE BLUE	1	-	-	-	-	FO,KO,RU
	61100-MGC-L70	-	-	1	-	-	
3	61113-MGC-DAO	STAY, R. FR. REFLECTOR	1	-	-	-	-	E,ED,FO,GS,RU
4	61114-MGC-DAO	STAY, L. FR. REFLECTOR	1	-	-	-	-	E,ED,FO,GS,RU
5	61116-MGC-DAO	COLLAR, FR. REFLECTOR	2	-	-	-	-	E,ED,FO,GS,RU
6	90105-MM4-000	SCREW, PAN, 6X10	2	-	-	2	-	E,ED,FO,GS,RU
7	90111-GHB-680	BOLT, SOCKET, 6X28	2	-	-	-	-	E,ED,FO,GS,RU
8	90301-MA6-003	NUT, FLANGE CAP, 6MM	2	-	-	-	-	E,ED,FO,GS,RU
9	94101-O6000	WASHER, PLAIN, 6MM	2	-	-	-	-	E,ED,FO,GS,RU
10	96600-O6016-00	BOLT, SOCKET, 6X16	2	-	-	-	-	E,ED,FO,GS,RU
			4	-	-	-	-	KO
			-	-	-	4	-	

F-10-1

FRONT FENDER(CB1100NA/NAD)



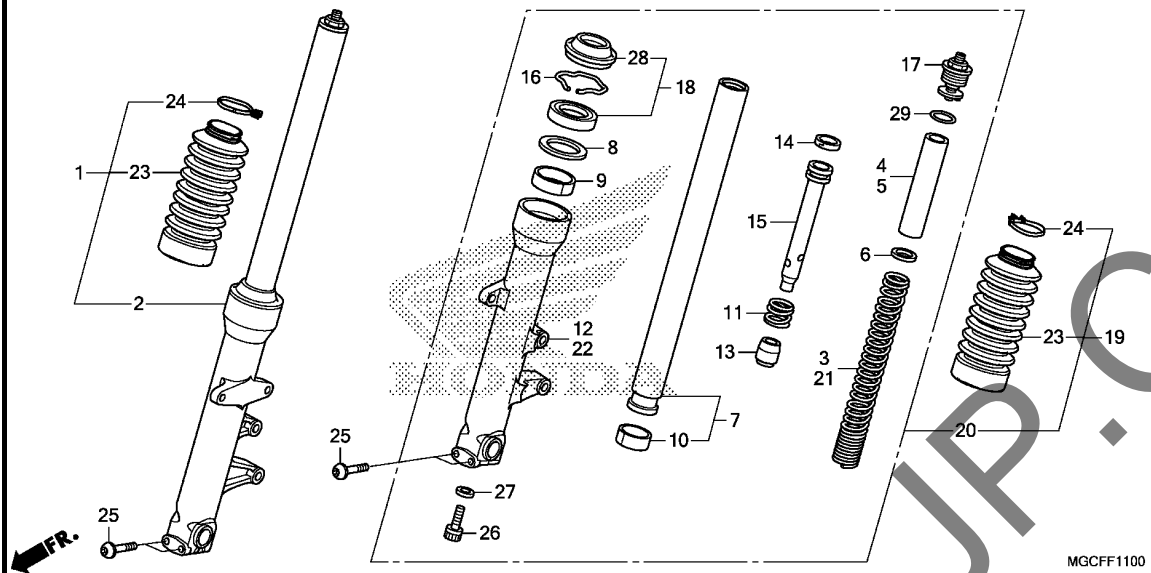
Ref. No.	L.O.N.	(Relative ref. Number) Description	F.R.T.
1	4131B7	FENDER, FRONT	0.2

Ref. No.	Part No.	Description	Reqd. QTY				Serial No.	Parts catalogue code
			CA	NA	NAD	TAD		
1	61100-MGC-JTOZA	FENDER COMP., FR.						
		NHBO1.....GRAPHITE BLACK	-	1	1	-	-----	2CH,2E,2ED,2FO,2GS,2KO,2RU,2TH
	61100-MGC-JDOZA	*NHBO1*.....GRAPHITE BLACK	-	1	1	-	-----	CH,E,ED,FO,GS,KO,RU,TH
2	61111-MGC-JPO	BRACKET A, FR. FENDER	-	2	2	-	-----	2CH,2E,2ED,2FO,2GS,2KO,2RU,2TH
	61111-MGC-JDO	-	2	2	-	-----	CH,E,ED,FO,GS,KO,RU,TH
3	61112-MGC-JPO	BRACKET B, FR. FENDER	-	2	2	-	-----	2CH,2E,2ED,2FO,2GS,2KO,2RU,2TH
	61112-MGC-JDO	-	2	2	-	-----	CH,E,ED,FO,GS,KO,RU,TH
4	96600-06028-00	BOLT, SOCKET, 6X28	-	4	4	-	-----	

3

F-11

FRONT FORK(CB1100CA/TAD)



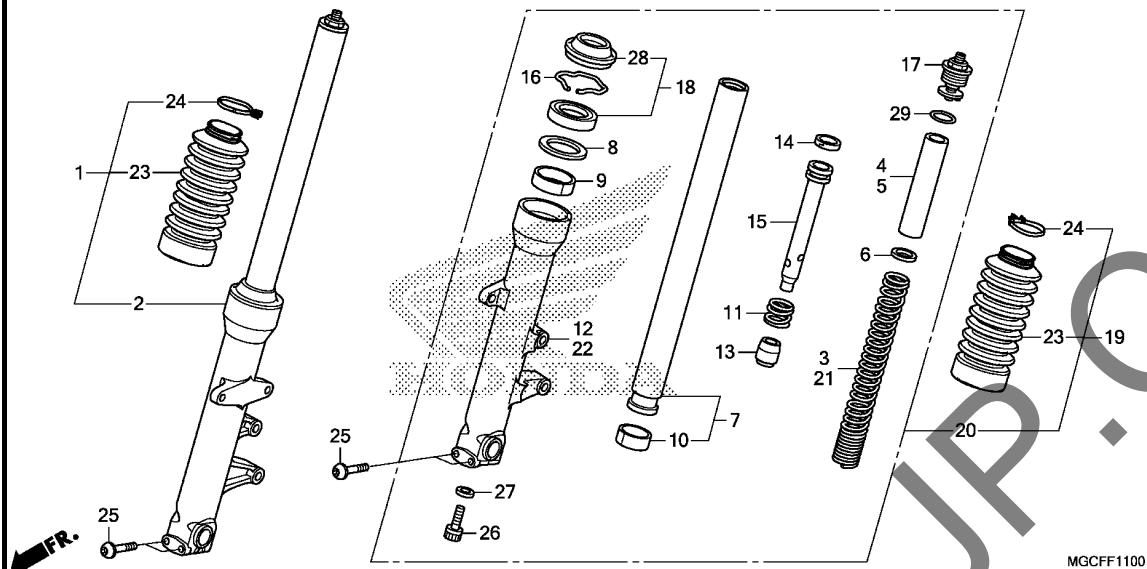
Ref. No.	L.O.N.	(Relative ref. Number) Description	F.R.T.
1	(2)		
1	5111C3	FORK ASSY., FRONT :RIGHT	0.5
3	5111C6	SPRING, FRONT FORK :RIGHT	0.7
7	(9,10)		
	5111G2	PIPE, FRONT FORK :LEFT	1.1
	5111G3	PIPE, FRONT FORK :RIGHT	1.1
	5111G4	PIPE, FRONT FORK :BOTH	2.0
12	5111D2	CASE, BOTTOM :RIGHT	1.1
15	(11,13,14)		
	5111E1	PIPE, SEAT :LEFT	1.0
	5111E2	PIPE, SEAT :RIGHT	1.0
	5111E3	PIPE, SEAT :BOTH	1.8
18	5111E7	SEAL SET, FRONT FORK :LEFT ...	1.0
	5111E8	SEAL SET, FRONT FORK :RIGHT ...	1.0
	5111E9	SEAL SET, FRONT FORK :BOTH ...	1.8
19	(20)		
	5111C2	FORK ASSY., FRONT :LEFT	0.5
	5111C4	FORK ASSY., FRONT :BOTH	0.7
21	5111C5	SPRING, FRONT FORK :LEFT	0.7
	5111C7	SPRING, FRONT FORK :BOTH	0.9
22	5111D1	CASE, BOTTOM :LEFT	1.1
	5111D3	CASE, BOTTOM :BOTH	2.0
23	5111J9	BOOT, FRONT FORK :LEFT	0.5
	5111K0	BOOT, FRONT FORK :RIGHT	0.5
	5111K1	BOOT, FRONT FORK :BOTH	0.7

3

Ref. No.	Part No.	Description	Reqd. QTY				Serial No.	Parts catalogue code
			CA	NA	NAD	TAD		
			K	K	K	K		
1	51400-MGC-JQ1	FORK ASSY., R. FR.(SHOWA) ...	1	-	-	-		
2	51400-MGC-JS1	FORK ASSY., R. FR.(SHOWA) ...	-	-	-	1		
3	51401-MGC-JB1	SPRING, R. FR.	1	-	-	1		
4	51402-ML7-921	COLLAR, SPRING (RIGHT HAND SIDE)	1	-	-	1		
5	51402-MS2-003	COLLAR, SPRING (LEFT HAND SIDE)	1	-	-	1		
6	51403-KF0-003	SEAT, SPRING(SHOWA)	2	-	-	2		
7	51410-MGC-JQ1	PIPE COMP., FR. FORK(SHOWA) ..	2	-	-	2		
8	51412-MB4-003	RING, BACK UP(SHOWA)	2	-	-	2		
9	51414-MFJ-A51	BUSH, GUIDE	2	-	-	2		
10	51415-MFJ-A51	BUSH, SLIDER	2	-	-	2		
11	51416-MM8-881	SPRING, FR. REBOUND(SHOWA) ..	2	-	-	2		
12	51420-MGC-JQ1	CASE, R. BOTTOM(SHOWA)	1	-	-	-		
	51420-MGC-JS1	-	-	-	1		
13	51432-MV4-003	PIECE, OIL LOCK	2	-	-	2		
14	51437-MKA-D81	RING, PISTON	2	-	-	2		
15	51440-MGC-JQ1	PIPE, SEAT(SHOWA)	2	-	-	2		
16	51447-KA4-711	RING, OIL SEAL STOPPER(SHOWA) ..	2	-	-	2		
17	51450-MGC-JB1	BOLT ASSY., FR. FORK(SHOWA) ..	2	-	-	2		
18	51490-MKA-D81	SEAL SET, FR. FORK	2	-	-	2		
19	51500-MGC-JQ1	FORK ASSY., L. FR.(SHOWA) ...	1	-	-	-		
20	51500-MGC-JS1	FORK ASSY., L. FR.(SHOWA) ...	-	-	-	1		
21	51501-MGC-JB1	SPRING, L. FR.	1	-	-	1		
22	51520-MGC-JQ1	CASE, L. BOTTOM(SHOWA)	1	-	-	-		

F-11

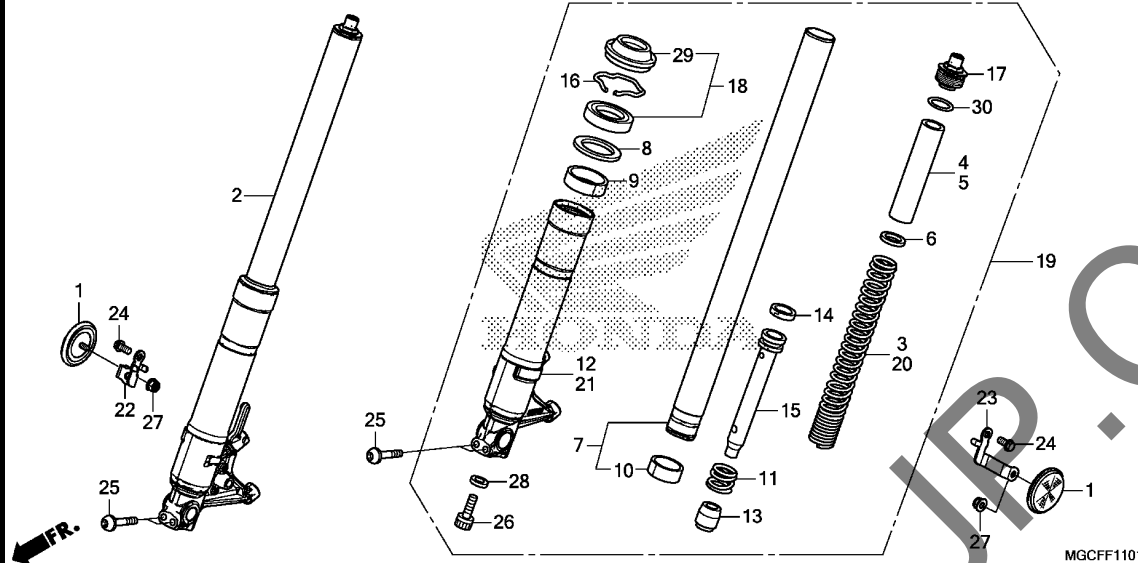
FRONT FORK(CB1100CA/TAD)



Ref. No.	Part No.	Description	Reqd. QTY				Serial No.	Parts catalogue code
			CA	NA	NAD	TAD		
			K	K	K	K		
22)	51520-MGC-JS1	CASE, L. BOTTOM(SHOWA)	-	-	-	1		
23	51611-MGC-JQ2	BOOT, FR. FORK(SHOWA)	2	-	-	-		
24	51612-MGC-JQ1	BAND A, BOOT	2	-	-	-		
25	90109-MBT-611	BOLT, SOCKET, 8X45	4	-	-	4		
26	90116-KV3-701	BOLT, SOCKET, 8MM(SHOWA)	2	-	-	2		
27	90544-283-000	WASHER, SPECIAL, 8MM(SHOWA)	2	-	-	2		
28	91251-MKA-D81	SEAL, DUST(SHOWA)	2	-	-	2		
29	91356-KFO-003	O-RING, 33.2X2.4	2	-	-	2		

F-11-1

FRONT FORK(CB1100NA/NAD)

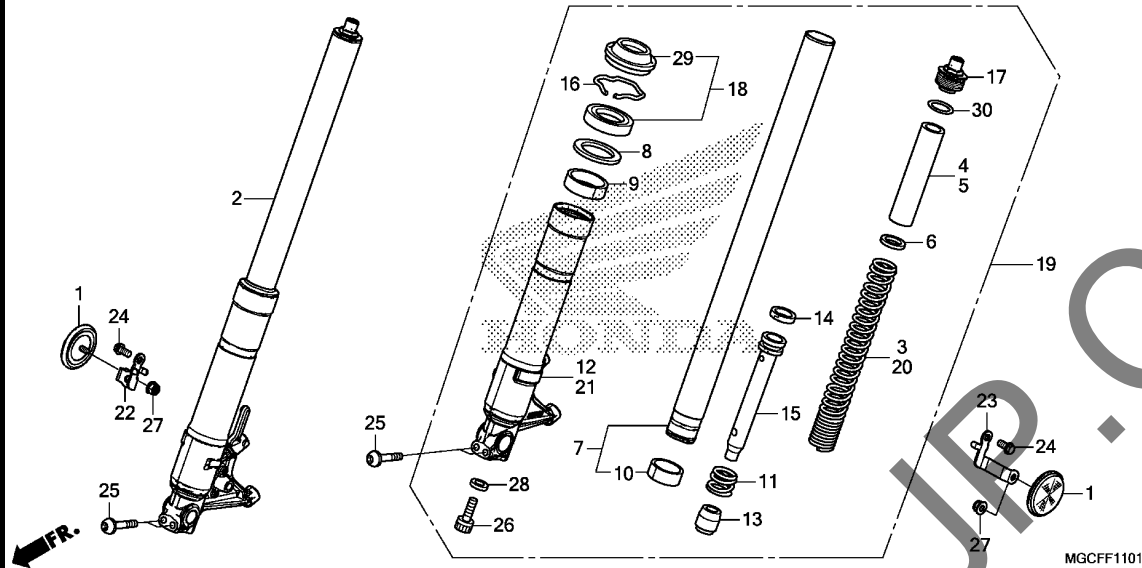


Ref. No.	L.O.N.	(Relative ref. Number) Description	F.R.T.
2	5111C3	FORK ASSY., FRONT :RIGHT	0.5
3	5111C6	SPRING, FRONT FORK :RIGHT	0.7
7		(9, 10)	
	5111G2	PIPE, FRONT FORK :LEFT	1.1
	5111G3	PIPE, FRONT FORK :RIGHT	1.1
	5111G4	PIPE, FRONT FORK :BOTH	2.0
12	5111D2	CASE, BOTTOM :RIGHT	1.1
15		(11, 13, 14)	
	5111E1	PIPE, SEAT :LEFT	1.0
	5111E2	PIPE, SEAT :RIGHT	1.0
	5111E3	PIPE, SEAT :BOTH	1.8
18	5111E7	SEAL SET, FRONT FORK :LEFT	1.0
	5111E8	SEAL SET, FRONT FORK :RIGHT	1.0
	5111E9	SEAL SET, FRONT FORK :BOTH	1.8
19	5111C2	FORK ASSY., FRONT :LEFT	0.5
	5111C4	FORK ASSY., FRONT :BOTH	0.7
20	5111C5	SPRING, FRONT FORK :LEFT	0.7
	5111C7	SPRING, FRONT FORK :BOTH	0.9
21	5111D1	CASE, BOTTOM :LEFT	1.1
	5111D3	CASE, BOTTOM :BOTH	2.0

Ref. No.	Part No.	Description	Reqd. QTY				Serial No.	Parts catalogue code
			CA	NA	NAD	TAD		
			K	K	K	K		
1	33741-KTG-U01	REFLECTOR, FR. REFLEX(AMBER)	-	2	-	-	2E,2ED,2FO,2GS,2RU,E,ED,FO,GS,RU	
2	51400-MGC-JT1	FORK ASSY., R. FR.(SHOWA)	-	1	1	-	2CH,2E,2ED,2FO,2GS,2KO,2RU,2TH	
	51400-MGC-JR1	-	1	1	-	CH,E,ED,FO,GS,KO,RU,TH	
3	51401-MGC-JD1	SPRING, R. FR.	-	1	1	-		
4	51402-MN8-911	COLLAR, SPRING(SHOWA) (RIGHT HAND SIDE)	-	1	1	-		
5	51402-MV8-901	COLLAR, SPRING (LEFT HAND SIDE)	-	1	1	-		
6	51405-KA4-711	SEAT, SPRING	-	2	2	-		
7	51410-MGC-JD1	PIPE COMP., FR. FORK(SHOWA)	-	2	2	-		
8	51412-KA4-711	RING, BACK UP	-	2	2	-		
9	51414-MFN-D01	BUSH, GUIDE	-	2	2	-		
10	51415-MFN-D01	BUSH, SLIDER	-	2	2	-		
11	51416-MFR-671	SPRING, FR. REBOUND	-	2	2	-		
12	51420-MGC-JP1	CASE COMP., R. BOTTOM(SHOWA)	-	1	1	-	2CH,2E,2ED,2FO,2GS,2KO,2RU,2TH	
	51420-MGC-JH1	-	1	1	-	CH,E,ED,FO,GS,KO,RU,TH	
13	51432-MV4-003	PIECE, OIL LOCK	-	2	2	-		
14	51437-MGC-JD1	RING, PISTON(SHOWA)	-	2	2	-		
15	51440-MGC-JR1	PIPE, SEAT(SHOWA)	-	2	2	-		
16	51447-KA4-711	RING, OIL SEAL STOPPER(SHOWA)	-	2	2	-		
17	51450-MGC-JP1	BOLT ASSY., FR. FORK(SHOWA)	-	2	2	-	2CH,2E,2ED,2FO,2GS,2KO,2RU,2TH	
	51450-MGC-JD1	-	2	2	-	CH,E,ED,FO,GS,KO,RU,TH	
18	51490-MFL-003	SEAL SET, FR. FORK	-	2	2	-		
19	51500-MGC-JT1	FORK ASSY., L. FR.(SHOWA)	-	1	1	-	2CH,2E,2ED,2FO,2GS,2KO,2RU,2TH	
	51500-MGC-JR1	-	1	1	-	CH,E,ED,FO,GS,KO,RU,TH	
20	51501-MGC-JD1	SPRING, L. FR.	-	1	1	-		

F-11-1

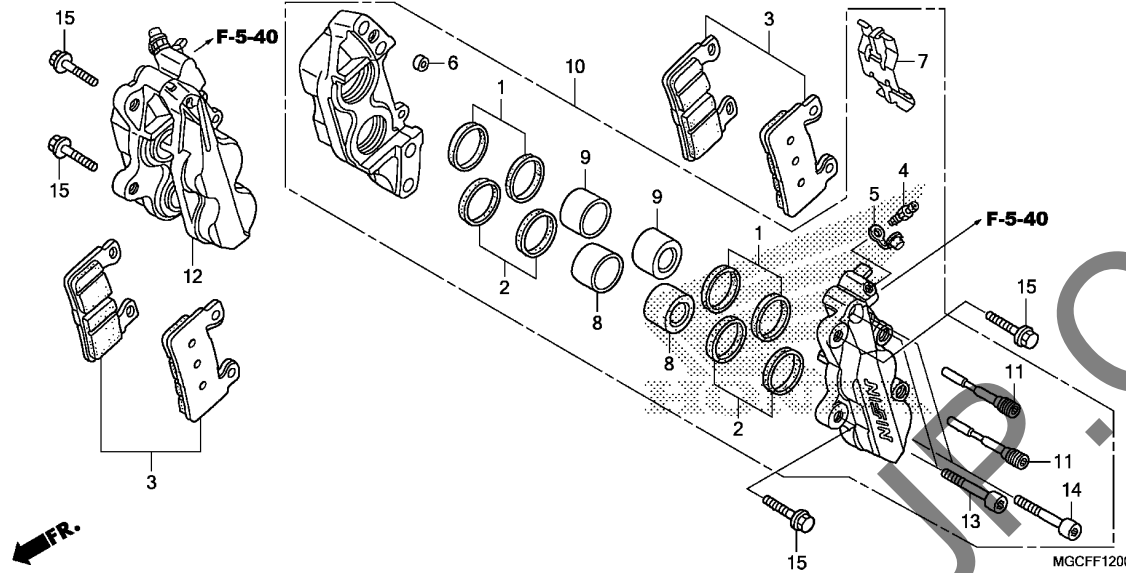
FRONT FORK(CB1100NA/NAD)



Ref. No.	Part No.	Description	Reqd. QTY				Serial No.	Parts catalogue code
			CA	NA	NAD	TAD		
			K	K	K	K		
21	51520-MGC-JP1	CASE COMP., L. BOTTOM(SHOWA)	-	1	1	-	-	2CH,2E,2ED,2FO,2GS,2KO,2RU,2TH
	51520-MGC-JH1	-	1	1	-	-	CH,E,ED,FO,GS,KO,RU,TH
22	61101-MGC-DC0	STAY, R. FR. REFLECTOR	-	1	-	-	-	2E,2ED,2FO,2GS,2RU,E,ED,FO,GS,RU
23	61104-MGC-DC0	STAY, L. FR. REFLECTOR	-	1	-	-	-	2E,2ED,2FO,2GS,2RU,E,ED,FO,GS,RU
24	90013-GHB-610	BOLT, FLANGE, 6X12	-	2	-	-	-	2E,2ED,2FO,2GS,2RU,E,ED,FO,GS,RU
25	90109-MBT-611	BOLT, SOCKET, 8X45	-	4	4	-	-	
26	90116-383-721	BOLT, SOCKET, 8X27(SHOWA)	-	2	2	-	-	
27	90301-473-003	NUT, U, 6MM(FUSE RASHI)	-	2	-	-	-	2E,2ED,2FO,2GS,2RU,E,ED,FO,GS,RU
28	90544-283-000	WASHER, SPECIAL, 8MM(SHOWA)	-	2	2	-	-	
29	91254-MEJ-013	SEAL, DUST	-	2	2	-	-	
30	91356-KA4-711	O-RING, 35.2X2.4	-	2	2	-	-	

F-12

FRONT BRAKE CALIPER(CB1100CA/TAD)



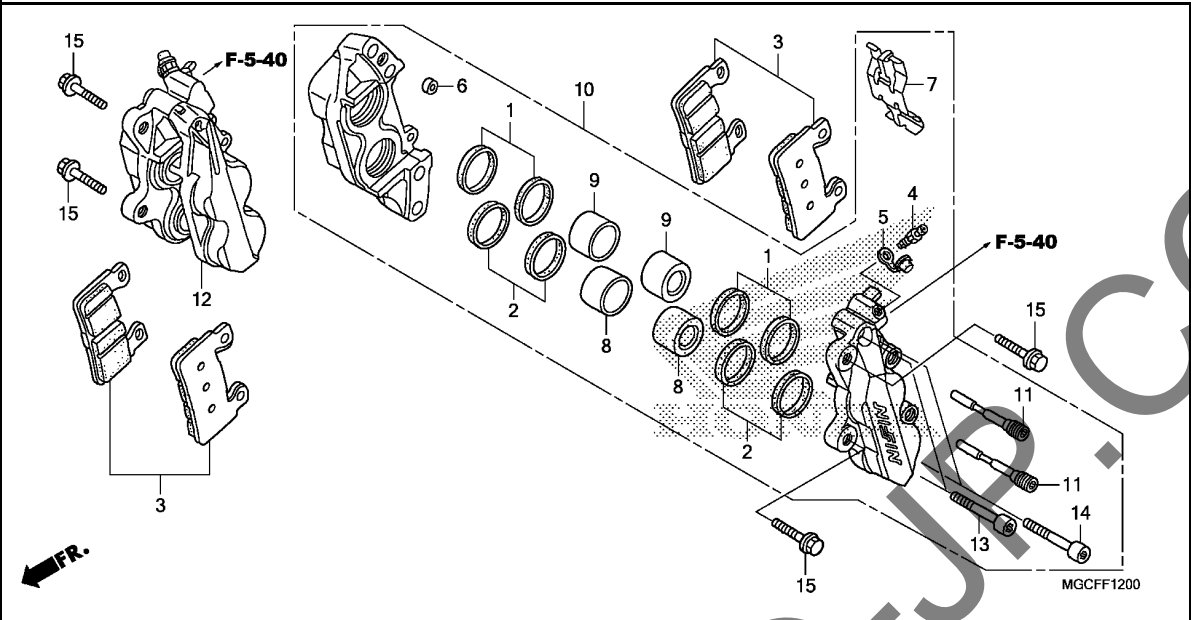
Ref. No.	L.O.N.	(Relative ref. Number) Description	F.R.T.
3	7111A0	SHOE(PAD) SET, BRAKE :LEFT FRONT	0.2
	7111A1	SHOE(PAD) SET, BRAKE :RIGHT FRONT	0.2
	7111A2	SHOE(PAD) SET, BRAKE :BOTH FRONT	0.4
8	7111D2	PISTON, FRONT BRAKE CALIPER :LEFT .INCLUDES: Bleed brakes .NOTE: Same time for two units or more	0.8
	7111D3	PISTON, FRONT BRAKE CALIPER :RIGHT .INCLUDES: Bleed brakes .NOTE: Same time for two units or more	0.8
	7111D4	PISTON, FRONT BRAKE CALIPER :BOTH .INCLUDES: Bleed brakes	1.4
10	7111B5	CALIPER, FRONT BRAKE :LEFT .INCLUDES: Bleed brakes	0.4
12	7111B6	CALIPER, FRONT BRAKE :RIGHT .INCLUDES: Bleed brakes	0.4
+	7111B7	CALIPER, FRONT BRAKE :BOTH	0.6

3

Ref. No.	Part No.	Description	Reqd. QTY				Serial No.	Parts catalogue code
			CA	NA	NAD	TAD		
			K	K	K	K		
1	06451-MCJ-751	SEAL SET, PISTON	4	-	-	4		
2	06451-MCZ-006	SEAL SET, PISTON	4	-	-	4		
3	06455-MGC-016	PAD SET, FR.	2	-	-	2		
4	43352-568-003	SCREW, BLEEDER(NISSIN)	2	-	-	2		
5	43353-461-771	CAP, BLEEDER	2	-	-	2		
6	45103-MR7-006	SEAL, JOINT	2	-	-	2		
7	45106-MAS-E01	SPRING COMP., PAD	2	-	-	2		
8	45107-MCZ-016	PISTON A	4	-	-	4		
9	45117-MCJ-752	PISTON B	4	-	-	4		
10	45150-MGC-016	CALIPER SUB ASSY., L. FR. (NISSIN)	1	-	-	-		
	45150-MGC-922		-	-	-	1		
11	45215-MAS-E01	PIN, HANGER	4	-	-	4		
12	45250-MGC-016	CALIPER SUB ASSY., R. FR. (NISSIN)	1	-	-	-		
	45250-MGC-922		-	-	-	1		
13	90107-MAS-E01	BOLT, TORX, 8X35	4	-	-	4		
14	90108-MAS-E01	BOLT, TORX, 8X40	4	-	-	4		
15	90131-MGC-000	BOLT, FLANGE, 8X32	4	-	-	4		

F-12

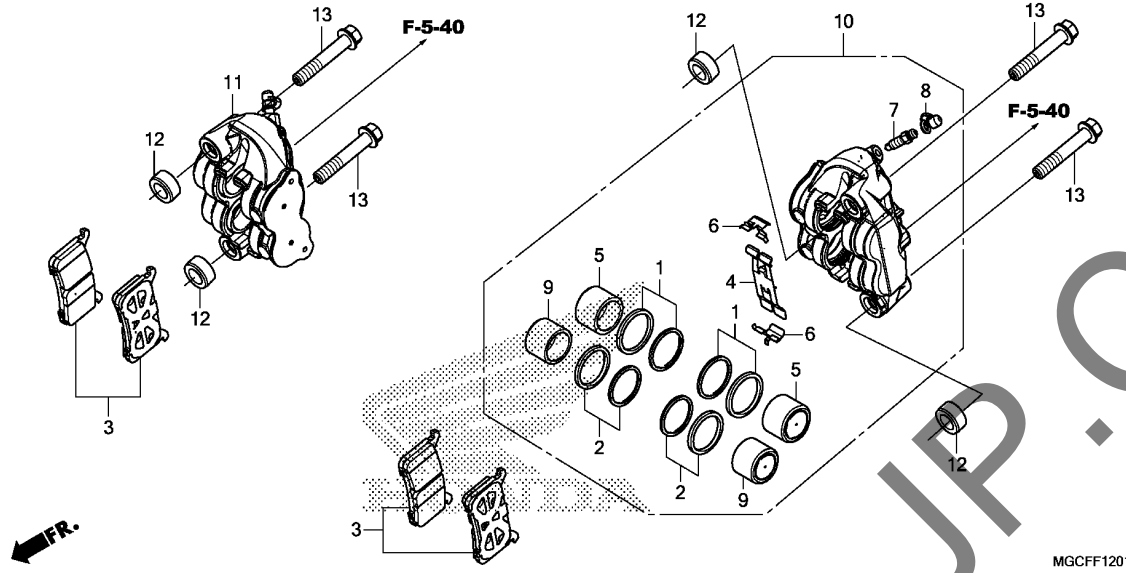
FRONT BRAKE CALIPER(CB1100CA/TAD)



Ref. No.	L.O.N.	(Relative ref. Number) Description	F.R.T.
+12		INCLUDES: Bleed brakes	

F-12-1

FRONT BRAKE CALIPER(CB1100NA/NAD)



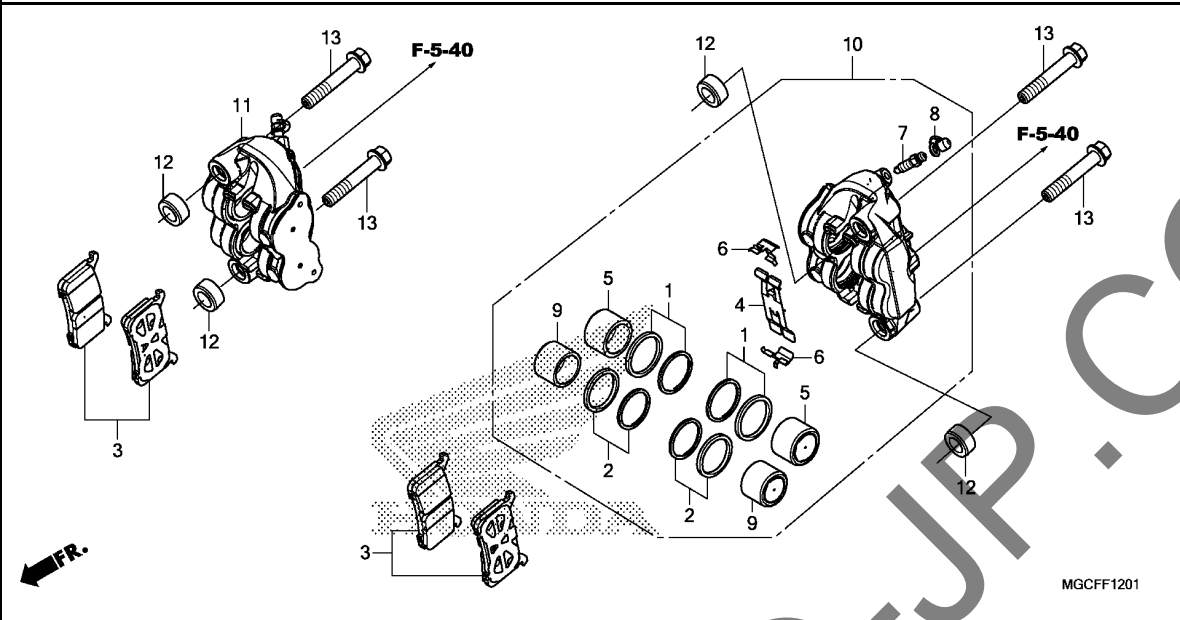
Ref. No.	L.O.N.	(Relative ref. Number) Description	F.R.T.
3	7111T6	SHOE(PAD) SET, BRAKE(A) :LEFT FRONT	0.1
	7111T7	SHOE(PAD) SET, BRAKE(A) :RIGHT FRONT	0.1
	7111T8	SHOE(PAD) SET, BRAKE(A) :BOTH FRONT	0.2
5	7111G4	PISTON, FRONT BRAKE CALIPER(A) :LEFT	0.6
	7111G5	PISTON, FRONT BRAKE CALIPER(A) :RIGHT	0.6
	7111G6	PISTON, FRONT BRAKE CALIPER(A) :BOTH	1.0
10	7111G1	CALIPER, FRONT BRAKE(A) :LEFT .INCLUDES: Bleed brakes	0.3
	7111G2	CALIPER, FRONT BRAKE(A) :RIGHT .INCLUDES: Bleed brakes	0.3
+	7111G3	CALIPER, FRONT BRAKE(A) :BOTH .INCLUDES: Bleed brakes	0.4

3

Ref. No.	Part No.	Description	Reqd. QTY				Serial No.	Parts catalogue code
			CA	NA	NAD	TAD		
	1	06451-MEL-003		4	4	-		
	2	06452-MEL-003		4	4	-		
	3	06455-MJM-D41		2	2	-		
	4	45106-MJM-D31		2	2	-		
	5	45107-MFL-013		4	4	-		
	6	45108-MJM-D31		4	4	-		
	7	45111-MEL-013		2	2	-		
	8	45112-MEL-003		2	2	-		
	9	45117-MFL-013		4	4	-		
	10	45150-MJM-D31		4	4	-		
		CALIPER SUB ASSY., L. FR. (TOKICO)		1	1	-		
	11	45250-MJM-D31		1	1	-		
		CALIPER SUB ASSY., R. FR. (TOKICO)		1	1	-		
	12	51497-MEL-000		4	4	-		
	13	90131-MEL-000		4	4	-		

F-12-1

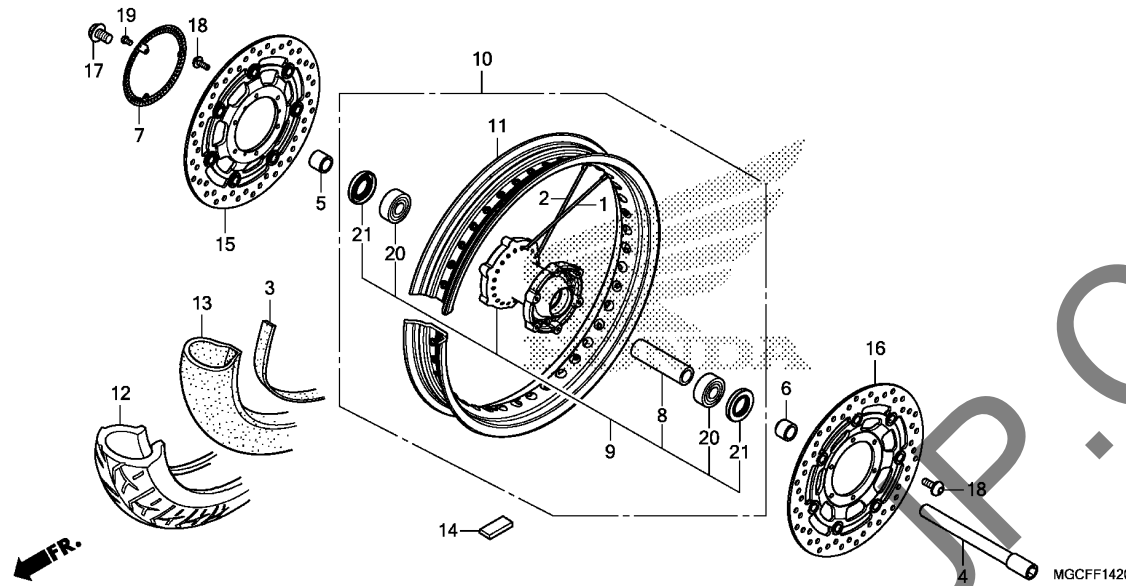
FRONT BRAKE CALIPER(CB1100NA/NAD)



Ref. No.	L.O.N.	(Relative ref. Number) Description	F.R.T.
+11		.INCLUDES: Bleed brakes	

F-14-20

FRONT WHEEL(CB1100CA)



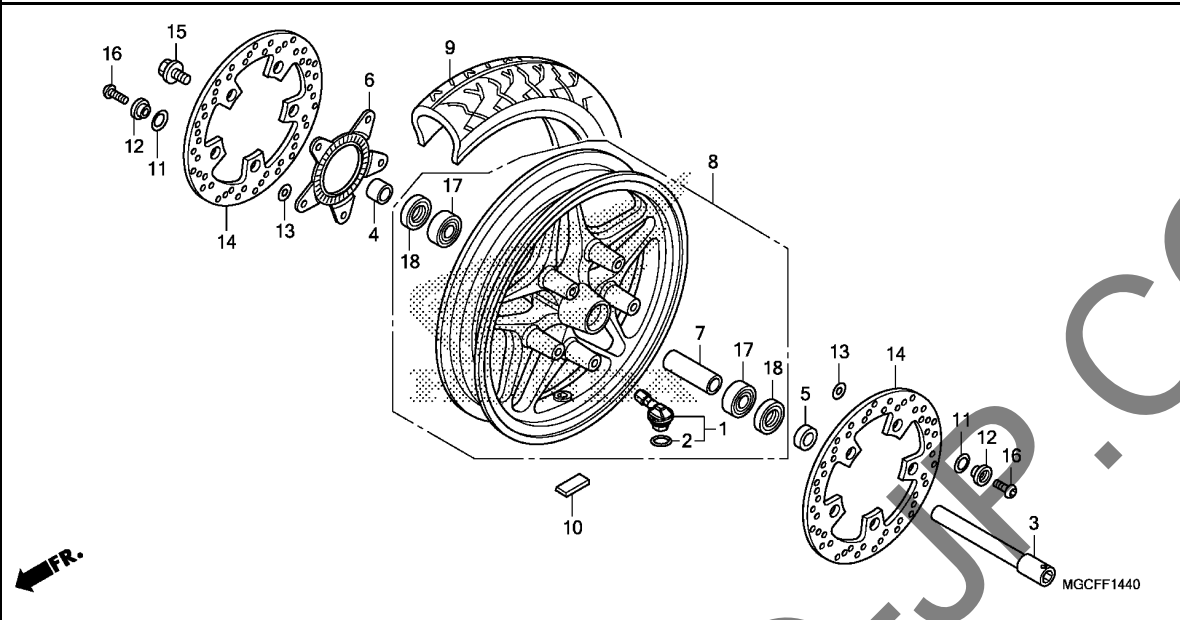
Ref. No.	L.O.N.	(Relative ref. Number) Description	F.R.T.
4		(21) AXLE, FRONT WHEEL	0.3
7		RING, PULSER :FRONT	0.4
9		(1,2) HUB, FRONT WHEEL	2.8
10		.INCLUDES: Balance FRONT WHEEL	1.2
11		.INCLUDES: Balance RIM, WHEEL :FRONT	2.7
12		(3,13) FRONT TIRE AND/OR TUBE(ONE) ..	1.1
14		.INCLUDES: Balance WEIGHT, BALANCE :FRONT	0.6
15		DISC, FRONT BRAKE :RIGHT	0.4
16		DISC, FRONT BRAKE :LEFT	0.4
		7111D9 DISC, FRONT BRAKE :BOTH	0.5
20		BEARING, FRONT WHEEL(ONE)	0.5
		710115G .Replace 1 bearing add	0.1

3

Ref. No.	Part No.	Description	Reqd. QTY				Serial No.	Parts catalogue code
			CA	NA	NAD	TAD		
			K	K	K	K		
1	06440-MGC-JB0	SPOKE SET A, FR. (INSIDE)		20	-	-		
2	06441-MGC-JB0	SPOKE SET B, FR. (OUTSIDE)		20	-	-		
3	42713-166-004	FLAP, TIRE(1.40X18) (DUNLOP)		1	-	-		
4	44301-MGC-000	AXLE, FR. WHEEL		1	-	-		
5	44311-MGC-N20	COLLAR, FR. WHEEL SIDE		1	-	-		
6	44312-MCE-950	COLLAR, L. FR. WHEEL SIDE		1	-	-		
7	44515-MGC-JB0	RING, FR. PULSER		1	-	-		
8	44620-MGC-JB0	COLLAR, FR. AXLE DISTANCE		1	-	-		
9	44635-MGC-JB0	HUB SUB ASSY., FR.		1	-	-		
10	44650-MGC-JB0	WHEEL SUB ASSY., FR.		1	-	-		
11	44701-MGC-JB1	RIM, FR. WHEEL(DAIDO) (18X2.50)		1	-	-		
12	44711-MGC-N22	TIRE, FR. (DUNLOP) (110/80R18 M/C 58V)		1	-	-		
13	44712-MGC-N21	TUBE, TIRE(DUNLOP)		1	-	-		
14	44721-MGC-003	WEIGHT, BALANCE(10G)		N	-	-		
	44722-MGC-003	WEIGHT, BALANCE(15G)		N	-	-		
	44723-MGC-003	WEIGHT, BALANCE(20G)		N	-	-		
15	45120-MGC-JB1	DISK COMP., R. FR. BRAKE		1	-	-		
16	45220-MGC-JB1	DISK COMP., L. FR. BRAKE		1	-	-		
17	90105-MBT-610	BOLT, FR. AXLE		1	-	-		
18	90106-MFL-D20	BOLT, BRAKE DISK, 6X17		12	-	-		
19	90131-MGE-000	BOLT, TORX, 5X8		3	-	-		
20	91053-MGS-D31	BEARING, RADIAL BALL, 6204UU		2	-	-		
21	91252-MC4-013	OIL SEAL, 28X47.2X7(ARAI)		2	-	-		

F-14-40

FRONT WHEEL(CB1100TAD)

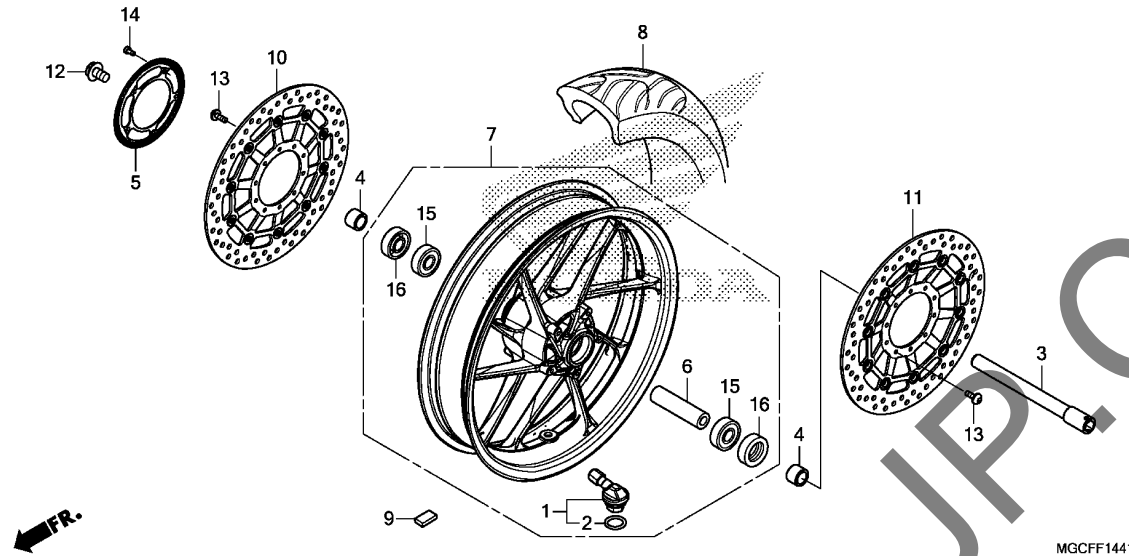


Ref. No.	L.O.N.	(Relative ref. Number) Description	F.R.T.
1	(2)	VALVE, CLAMP IN :FRONT	1.0
		.INCLUDES: Balance	
3	(18)	AXLE, FRONT WHEEL	0.3
6		RING, PULSER :FRONT	0.4
8		FRONT WHEEL(A)	1.1
		.INCLUDES: Balance	
9		FRONT TIRE(ONE)	1.0
		.INCLUDES: Balance	
10		WEIGHT, BALANCE :FRONT	0.6
14		DISC, FRONT BRAKE :LEFT	0.4
		DISC, FRONT BRAKE :RIGHT	0.4
		DISC, FRONT BRAKE :BOTH	0.5
17		BEARING, FRONT WHEEL(ONE)	0.5
		.Replace 1 bearing add	0.1

Ref. No.	Part No.	Description	Reqd. QTY				Serial No.	Parts catalogue code
			CA	NA	NAD	TAD		
1	42755-MKA-D81	VALVE ASSY., CLAMP IN	-	-	-	1		
2	42758-MKA-D81	O-RING	-	-	-	1		
3	44301-MGC-000	AXLE, FR. WHEEL	-	-	-	1		
4	44311-MGC-D30	COLLAR, R. FR. WHEEL SIDE	-	-	-	1		
5	44312-MGC-000	COLLAR, L. FR. WHEEL SIDE	-	-	-	1		
6	44515-MGC-N10	RING, FR. PULSER	-	-	-	1		
7	44620-MBW-E10	COLLAR, FR. AXLE DISTANCE	-	-	-	1		
8	44650-MGC-JS0	WHEEL SUB ASSY., FR.	-	-	-	1		
9	44711-MGC-O24	TIRE, FR.(DUNLOP)	-	-	-	1		
		(110/80R18 M/C 58V)	-	-	-	1		
10	44721-MGH-H21	WEIGHT, BALANCE(10G)	-	-	-	N		
	44722-MGH-H21	WEIGHT, BALANCE(15G)	-	-	-	N		
	44723-MGH-H21	WEIGHT, BALANCE(20G)	-	-	-	N		
11	45223-MGC-003	SPRING, FR. DISK	-	-	-	10		
12	45225-MGC-000	COLLAR, FR. DISK	-	-	-	10		
13	45226-MGC-000	WASHER, FR. DISK	-	-	-	10		
14	45251-MGC-N01	DISK, FR. BRAKE	-	-	-	2		
15	90105-MBT-610	BOLT, FR. AXLE	-	-	-	1		
16	90105-MGC-000	BOLT, TORX, 6X18	-	-	-	10		
17	91052-MBW-E11	BEARING, RADIAL BALL, 20X45X12	-	-	-	2		
18	91252-MC4-013	OIL SEAL, 28X47.2X7(ARAI)	-	-	-	2		

F-14-41

FRONT WHEEL(CB1100NA/NAD)



Ref. No.	L.O.N.	(Relative ref. Number) Description	F.R.T.
1		(2) VALVE, CLAMP IN :FRONT	1.0
	7101K1	.INCLUDES: Balance	
3		(16) AXLE, FRONT WHEEL	0.3
5	7101B0	RING, PULSER :FRONT	0.4
7	7101G2	FRONT WHEEL(A)	1.1
		.INCLUDES: Balance	
8	710139	FRONT TIRE(ONE)	1.0
		.INCLUDES: Balance	
9	7101A6	WEIGHT, BALANCE :FRONT	0.6
10	7111D8	DISC, FRONT BRAKE :RIGHT	0.4
11	7111D7	DISC, FRONT BRAKE :LEFT	0.4
		7111D9 DISC, FRONT BRAKE :BOTH	0.5
15	710115	BEARING, FRONT WHEEL(ONE)	0.5
	710115G	.Replace 1 bearing add	0.1

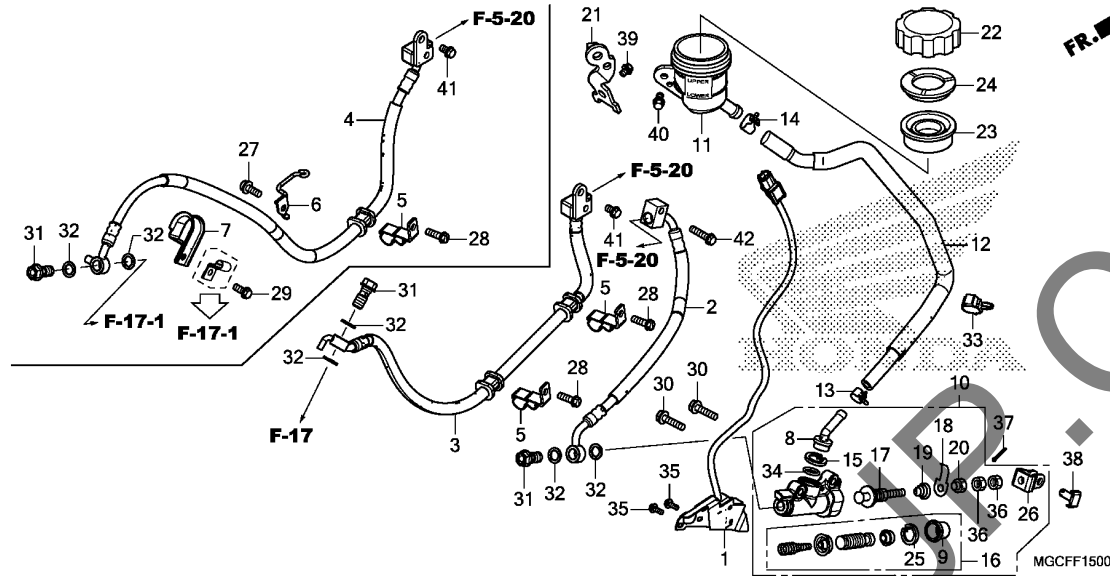
MGCFF1441

Ref. No.	Part No.	Description	Reqd. QTY				Serial No.	Parts catalogue code
			CA	NA	NAD	TAD		
			K	K	K	K		
1	42755-MKA-D81	VALVE ASSY., CLAMP IN	-	1	1	-		
2	42758-MKA-D81	O-RING	-	1	1	-		
3	44301-MJM-D60	AXLE, FR. WHEEL	-	1	1	-		
4	44312-MCE-950	COLLAR, L. FR. WHEEL SIDE (BOTH SIDES)	-	2	2	-		
5	44515-MJM-D10	RING, FR. PULSER	-	1	1	-		
6	44620-MGC-N20	COLLAR, FR. AXLE DISTANCE	-	1	1	-		
7	44650-MGC-JD0ZA	WHEEL SUB ASSY., FR. *TYPE2*	-	1	1	-		
8	44711-MGC-JD1	TIRE, FR.(BRIDGESTONE) (120/70ZR17 M/C 58W)	-	1	1	-		
	44711-MGC-JD2	TIRE, FR.(DUNLOP) (120/70ZR17 M/C 58W)	-	1	-	-		
9	44721-MGH-H21	WEIGHT, BALANCE(10G)	-	N	N	-		
	44722-MGH-H21	WEIGHT, BALANCE(15G)	-	N	N	-		
	44723-MGH-H21	WEIGHT, BALANCE(20G)	-	N	N	-		
10	45120-MGC-JP1	DISK COMP., R. FR. BRAKE	-	1	1	-		
11	45220-MGC-JP1	DISK COMP., L. FR. BRAKE	-	1	1	-		
12	90105-MBT-610	BOLT, FR. AXLE	-	1	1	-		
13	90106-MFL-D20	BOLT, BRAKE DISK, 6X17	-	10	10	-		
14	90131-KFK-630	BOLT, TORX, 5X10	-	5	5	-		
15	91053-MGS-D31	BEARING, RADIAL BALL, 6204UU	-	2	2	-		
16	91252-MC4-013	OIL SEAL, 28X47.2X7(ARAI)	-	2	2	-		

3

F-15

REAR BRAKE MASTER CYLINDER



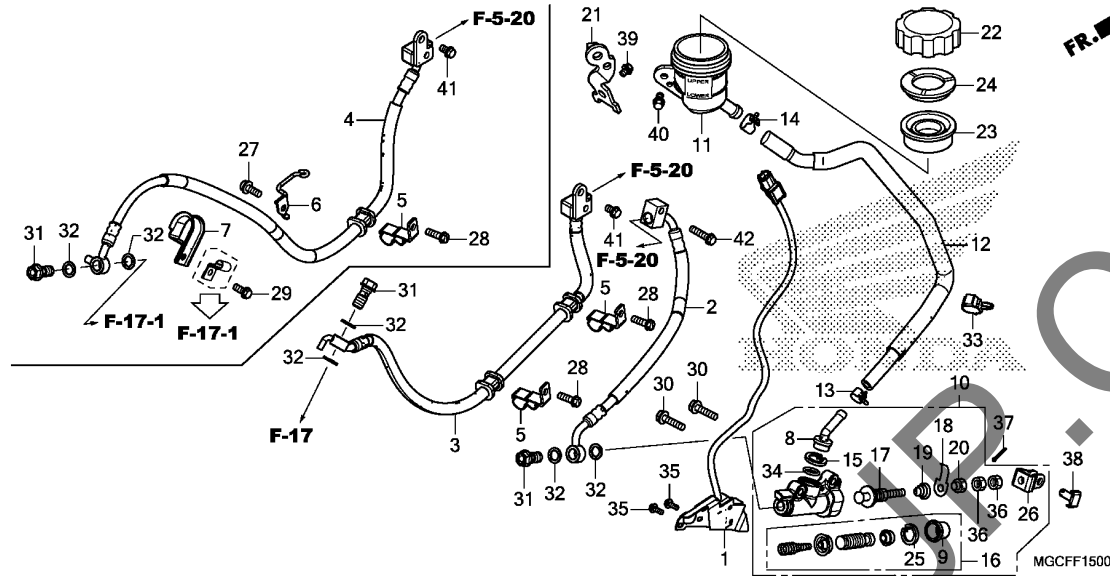
Ref. No.	L.O.N.	(Relative ref. Number) Description	F.R.T.
1	6151B5	SWITCH, REAR STOP :PEDAL SIDE	0.4
2	712180	HOSE A, REAR BRAKE .INCLUDES: Bleed brakes	1.4
3	7121B0	HOSE B, REAR BRAKE .INCLUDES: Bleed brakes	1.4
10	712125	CYLINDER, REAR BRAKE MASTER .INCLUDES: Bleed brakes	0.5
11	7121F6	CUP, REAR MASTER CYLINDER OIL .INCLUDES: Bleed brakes	0.2
12	7121C2	HOSE, REAR MASTER CYLINDER OIL CUP .INCLUDES: Bleed brakes	0.3
16	7121H0	PISTON SET, REAR BRAKE MASTER .INCLUDES: Bleed brakes	0.6
23	7121G7	DIAPHRAGM, REAR BRAKE MASTER CYLINDER	0.1

Ref. No.	Part No.	Description	Reqd. QTY				Serial No.	Parts catalogue code
			CA	NA	NAD	TAD		
1	35300-MGC-JB0	SWITCH SET, RR. STOP	1	1	1	1		
2	43310-MGC-JB1	HOSE COMP. A, RR. BRAKE	1	1	1	1		
	43310-MGC-NP1		1	1	1	1		
3	43313-MGC-JB1	HOSE COMP. B, RR. BRAKE	1	1	1	1		
	43313-MGC-NP1		1	1	1	1		
4	43313-MGC-JD1	HOSE COMP. B, RR. BRAKE	1	1	1	1		
	43313-MGC-NN1		1	1	1	1		
5	43316-MGC-750	CLAMPER B, RR. BRAKE HOSE	2	1	1	2		
6	43316-MGC-JD0	GUIDE COMP., RR. BRAKE HOSE	1	1	1	1		
7	43350-MGC-JD0	CLAMPER B, RR. BRAKE HOSE	1	1	1	1		
8	43503-KCY-671	CONNECTOR	1	1	1	1		
9	43504-MB2-006	BOOT COMP.	1	1	1	1		
10	43510-MGC-JB1	CYLINDER SUB ASSY., RR. BRAKE MASTER(NISSIN)	1	1	1	1		
11	43511-MGE-016	CUP, MASTER CYLINDER OIL	1	1	1	1		
12	43512-MGC-JB1	HOSE COMP., RR. BRAKE MASTER CYLINDER	1	1	1	1		
13	43514-KS6-701	CLAMP, MASTER CYLINDER OIL HOSE	1	1	1	1		
14	43514-MN9-006	CLAMP, MASTER CYLINDER OIL HOSE	1	1	1	1		
15	43517-KS6-701	CIRCLIP, RR. MASTER CYLINDER	1	1	1	1		
16	43520-MB2-315	PISTON SET, MASTER CYLINDER (NISSIN)	1	1	1	1		
17	43530-MGC-JB1	ROD COMP., PUSH(NISSIN)	1	1	1	1		
18	43537-MN5-006	PLATE, SWITCH(NISSIN)	1	1	1	1		



F-15

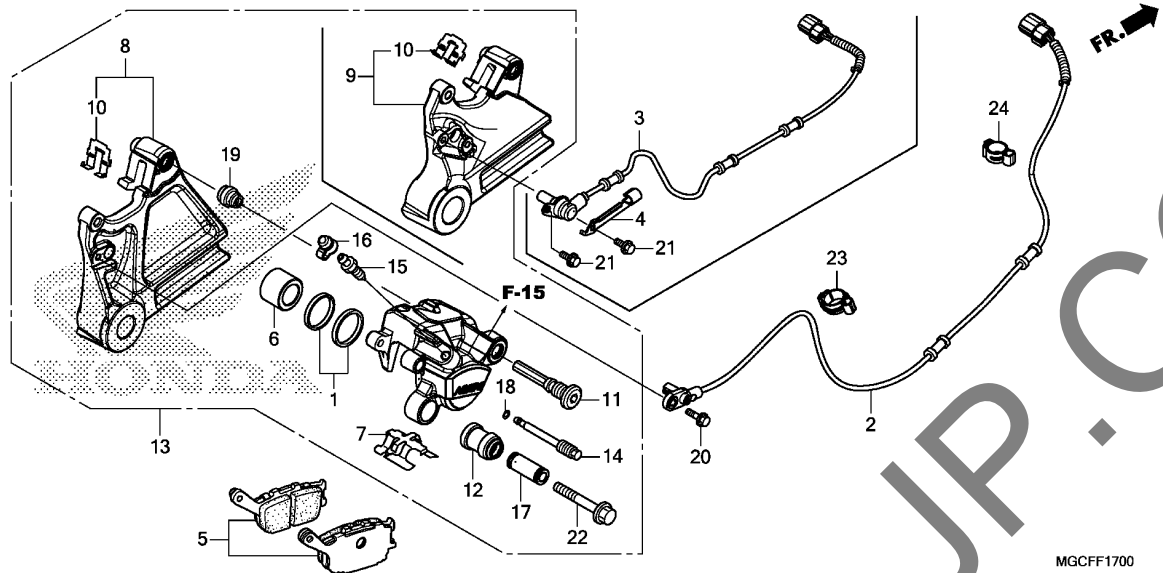
REAR BRAKE MASTER CYLINDER



Ref. No.	Part No.	Description	Reqd. QTY				Serial No.	Parts catalogue code
			CA	NA	NAD	TAD		
19	43538-MCA-006	SPRING, SWITCH	1	1	1	1		
20	43539-MN5-006	NUT, SWITCH PLATE(NISSIN) ...	1	1	1	1		
21	43555-MGC-000	STAY, OIL CUP	1	1	1	1		
22	45513-MEL-D21	CAP, OIL CUP	1	1	1	1		
23	45520-300-000	DIAPHRAGM	1	1	1	1		
24	45521-MJ6-006	PLATE, DIAPHRAGM	1	1	1	1		
25	46182-MEL-D21	CIRCLIP	1	1	1	1		
26	46504-MAH-671	JOINT, BRAKE ROD	1	1	1	1		
27	90101-MGC-N30	BOLT, FLANGE SOCKET, 6X16	-	1	1	-		
28	90105-MY9-000	BOLT, FLANGE, 6X18	2	1	1	2		
29	90106-MBZ-G00	BOLT, FLANGE, 6X10	-	1	1	-		
30	90131-124-000	BOLT, FLANGE, 6X25	2	2	2	2		
31	90145-MS9-612	BOLT, OIL, 10X22(SAGA)	2	2	2	2		
32	90545-300-000	WASHER, OIL BOLT	4	4	4	4		
33	90681-MGC-JB1	CLIP, CLUTCH HOSE	1	1	1	1		
34	91212-422-006	O-RING, 14.8X2.4	1	1	1	1		
35	93893-04012-17	SCREW-WASHER, 4X12	2	2	2	2		
36	94002-08000-0S	NUT, HEX., 8MM	2	2	2	2		
37	94201-20120	PIN, SPLIT, 2.0X12	1	1	1	1		
38	95015-54000	PIN D, JOINT	1	1	1	1		
39	95701-06010-07	BOLT, FLANGE, 6X10	1	1	1	1		
40	96001-06012-00	BOLT, FLANGE, 6X12	1	1	1	1		
41	96001-06012-07	BOLT, FLANGE, 6X12	1	1	1	1		
42	96001-06025-07	BOLT, FLANGE, 6X25	1	1	1	1		

F-17

REAR BRAKE CALIPER(CB1100CA/TAD)



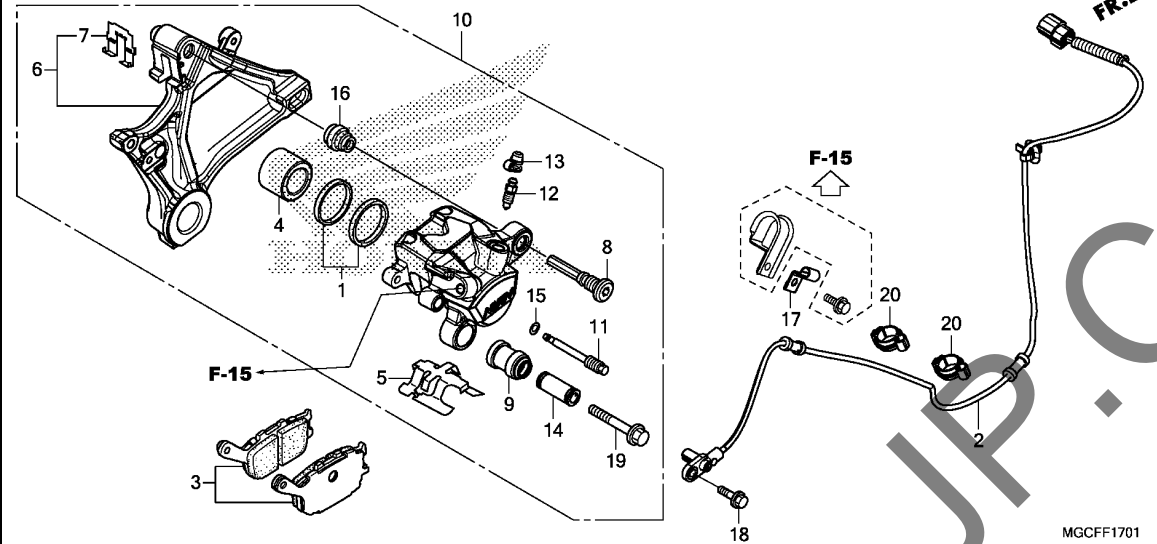
Ref. No.	L.O.N.	(Relative ref. Number) Description	F.R.T.
2		(3)	
617197		SENSOR, WHEEL SPEED :REAR	0.8
711140		SHOE(PAD) SET, BRAKE :REAR ...	0.1
6		(1)	
711105		PISTON, REAR BRAKE CALIPER ...	0.5
		.INCLUDES: Bleed brakes	
8		(9)	
711101		BRACKET, REAR CALIPER	0.5
13		CALIPER, REAR BRAKE	0.6
		.INCLUDES: Bleed brakes	

Ref. No.	Part No.	Description	Reqd. QTY				Serial No.	Parts catalogue code
			CA	NA	NAD	TAD		
1	06451-443-405	SEAL SET, PISTON	1	-	-	1		
2	38510-MGC-JB1	SENSOR, RR. WHEEL SPEED	1	-	-	1		
3	38510-MGC-JS1	SENSOR, RR. WHEEL SPEED	1	-	-	1		
4	38515-MGC-000	CLAMPER, SENSOR CORD	1	-	-	1		
5	43105-MW0-425	PAD SET, RR.	1	-	-	1		
6	43107-KT7-761	PISTON	1	-	-	1		
7	43108-MBB-006	SPRING, PAD	1	-	-	1		
8	43110-MGC-JB1	BRACKET COMP., RR.	1	-	-	1		
9	43110-MGC-N41	BRACKET COMP., RR.	1	-	-	1		
10	43112-MV9-016	RETAINER	1	-	-	1		
11	43131-KW3-006	BOLT, PIN	1	-	-	1		
12	43132-KT7-761	BOOT, SLEEVE	1	-	-	1		
13	43150-MGC-JB1	CALIPER SUB ASSY., RR.(NISSIN)	1	-	-	1		
	43150-MGC-N42	-	-	-	1		
14	43215-KZ4-J41	PIN, HANGER	1	-	-	1		
15	43352-568-003	SCREW, BLEEDER(NISSIN)	1	-	-	1		
16	43353-461-771	CAP, BLEEDER	1	-	-	1		
17	45111-MA3-006	SLEEVE	1	-	-	1		
18	45111-MAJ-G41	RING, STOPPER	1	-	-	1		
19	45133-MA3-006	BOOT B	1	-	-	1		
20	90117-MJP-660	BOLT, FLANGE, 6X14	1	-	-	1		
21	90123-MCH-A00	BOLT, FLANGE, 6X12	-	-	-	2		
22	90180-MN8-006	BOLT, FLANGE, 8X49	1	-	-	1		
23	90690-MGS-D81	CLIP, CABLE, 12MM	1	-	-	1		
24	90690-MJE-D11	CLIP, CABLE, 10MM	1	-	-	1		



F-17-1

REAR BRAKE CALIPER(CB1100NA/NAD)



Ref. No.	L.O.N.	(Relative ref. Number) Description	F.R.T.
2	617197	SENSOR, WHEEL SPEED :REAR	0.8
3	711140	SHOE(PAD) SET, BRAKE :REAR ...	0.1
4		(1)	
	7111D5	PISTON, REAR BRAKE CALIPER ...	0.5
		.INCLUDES: Bleed brakes	
6	7111C1	BRACKET, REAR CALIPER	0.5
10	711155	CALIPER, REAR BRAKE	0.6
		.INCLUDES: Bleed brakes	

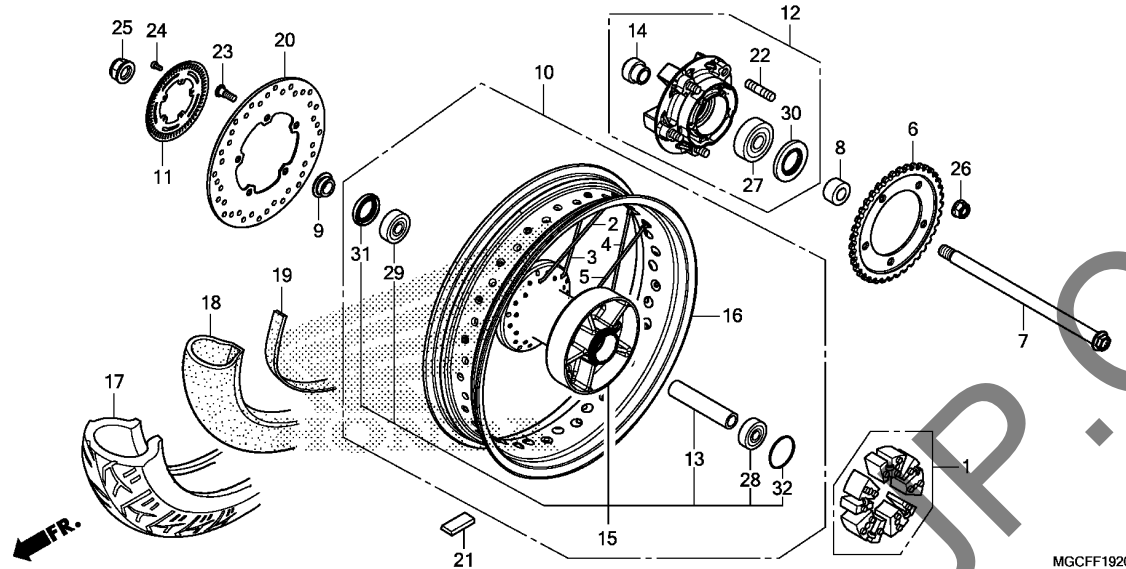
MGCFF1701

3

Ref. No.	Part No.	Description	Reqd. QTY				Serial No.	Parts catalogue code
			CA	NA	NAD	TAD		
1	06451-443-405	SEAL SET, PISTON	-	1	1	-		
2	38510-MGC-JD1	SENSOR, RR. WHEEL SPEED	-	1	1	-		
3	43105-MW0-425	PAD SET, RR.	-	1	1	-		
4	43107-KT7-761	PISTON	-	1	1	-		
5	43108-MBB-006	SPRING, PAD	-	1	1	-		
6	43110-MGC-JD1	BRACKET COMP., RR.	-	1	1	-		
7	43112-MV9-016	RETAINER	-	1	1	-		
8	43131-KW3-006	BOLT, PIN	-	1	1	-		
9	43132-KT7-761	BOOT, SLEEVE	-	1	1	-		
10	43150-MGC-JP1	CALIPER SUB ASSY., RR.(NISSIN)	-	1	1	-		
11	43215-KZ4-J41	PIN, HANGER	-	1	1	-		
12	43352-568-003	SCREW, BLEEDER(NISSIN)	-	1	1	-		
13	43353-461-771	CAP, BLEEDER	-	1	1	-		
14	45111-MA3-006	SLEEVE	-	1	1	-		
15	45111-MAJ-G41	RING, STOPPER	-	1	1	-		
16	45133-MA3-006	BOOT B	-	1	1	-		
17	45157-MEJ-J00	CLAMPER A, SENSOR CORD	-	1	1	-		
18	90117-MJP-G60	BOLT, FLANGE, 6X14	-	1	1	-		
19	90180-MN8-006	BOLT, FLANGE, 8X49	-	1	1	-		
20	90690-MGS-D81	CLIP, CABLE, 12MM	-	2	2	-		

F-19-20

REAR WHEEL(CB1100CA)

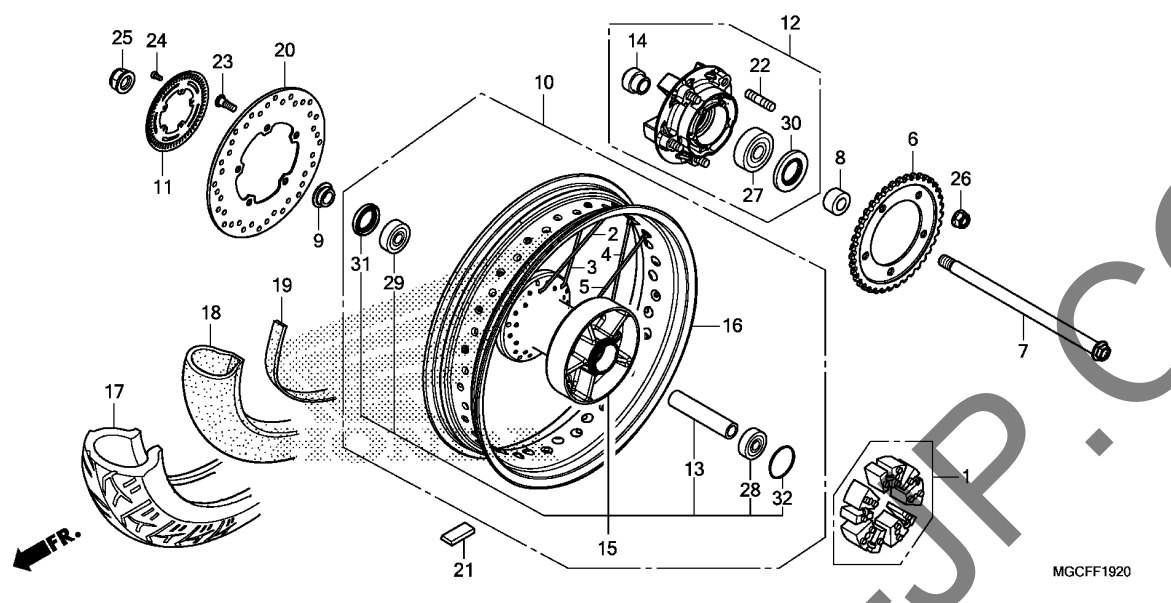


Ref. No.	L.O.N.	(Relative ref. Number) Description	F.R.T.
1		(32)	
	710157	DAMPER, REAR WHEEL	0.4
6	7101A0	SPROCKET, FINAL DRIVEN	0.5
7		(30,31)	
	710160	AXLE, REAR WHEEL	0.4
10	710118	REAR WHEEL	1.3
		.INCLUDES: Balance	
11	7101B1	RING, PULSER :REAR	0.5
12	7101A5	FLANGE ASSY., FINAL DRIVEN ...	0.5
15		(2,3,4,5)	
	710121	HUB, REAR WHEEL	2.8
		.INCLUDES: Balance	
16	710127	RIM, WHEEL :REAR	2.7
		.INCLUDES: Balance	
17		(18,19)	
	7101J9	REAR TIRE AND/OR TUBE(ONE) ...	1.2
		.INCLUDES: Balance	
20	711145	DISC, REAR BRAKE	0.5
21	7101E1	WEIGHT, BALANCE :REAR	0.7
27	7101D1	BEARING, FINAL DRIVEN FLANGE -	0.6
28		(29)	
	710133	BEARING, REAR WHEEL(ONE)	0.6
	710133G	.Replace 1 bearing add	0.1

Ref. No.	Part No.	Description	Reqd. QTY				Serial No.	Parts catalogue code
			CA	NA	NAD	TAD		
			K	K	K	K		
1	06410-MY5-730	DAMPER SET, WHEEL	1	-	-	-		
2	06420-MGC-JB0	SPOKE SET, R. RR. INNER	10	-	-	-		
3	06421-MGC-JB0	SPOKE SET, R. RR. OUTER	10	-	-	-		
4	06422-MGC-JB0	SPOKE SET, L. RR. INNER	10	-	-	-		
5	06423-MGC-JB0	SPOKE SET, L. RR. OUTER	10	-	-	-		
6	41201-MGC-JB0	SPROCKET, FINAL DRIVEN(40T) ..	1	-	-	-		
7	42301-MGC-N20	AXLE, RR. WHEEL	1	-	-	-		
8	42311-MGC-JB0	COLLAR, RR. WHEEL SIDE	1	-	-	-		
9	42312-MGC-JB0	COLLAR, RR. BRAKE SIDE	1	-	-	-		
10	42350-MGC-JB0	WHEEL SUB ASSY., RR.	1	-	-	-		
11	42515-MGC-JB0	RING, RR. PULSER	1	-	-	-		
12	42615-MGC-JB0	FLANGE SUB ASSY., RR. DRIVEN	1	-	-	-		
13	42620-MGC-N40	COLLAR, RR. AXLE DISTANCE ...	1	-	-	-		
14	42625-MGC-N20	COLLAR, RR. WHEEL DISTANCE ..	1	-	-	-		
15	42635-MGC-JB0	HUB SUB ASSY., RR.	1	-	-	-		
16	42701-MGC-JB1	RIM, RR. WHEEL(18X4.00)	1	-	-	-		
17	42711-MGC-N22	TIRE, RR.(DUNLOP)						
		(140/70R18 M/C 67V)	1	-	-	-		
18	42712-MGC-N22	TUBE, TIRE(DUNLOP)	1	-	-	-		
19	42713-MGC-N21	FLAP, TIRE(DUNLOP)	1	-	-	-		
20	43251-MGC-000	DISK, RR. BRAKE	1	-	-	-		
21	44721-MGC-003	WEIGHT, BALANCE(10G)	N	-	-	-		
	44722-MGC-003	WEIGHT, BALANCE(15G)	N	-	-	-		
	44723-MGC-003	WEIGHT, BALANCE(20G)	N	-	-	-		
22	90102-MAS-000	BOLT, STUD, 12X25	5	-	-	-		

F-19-20

REAR WHEEL(CB1100CA)

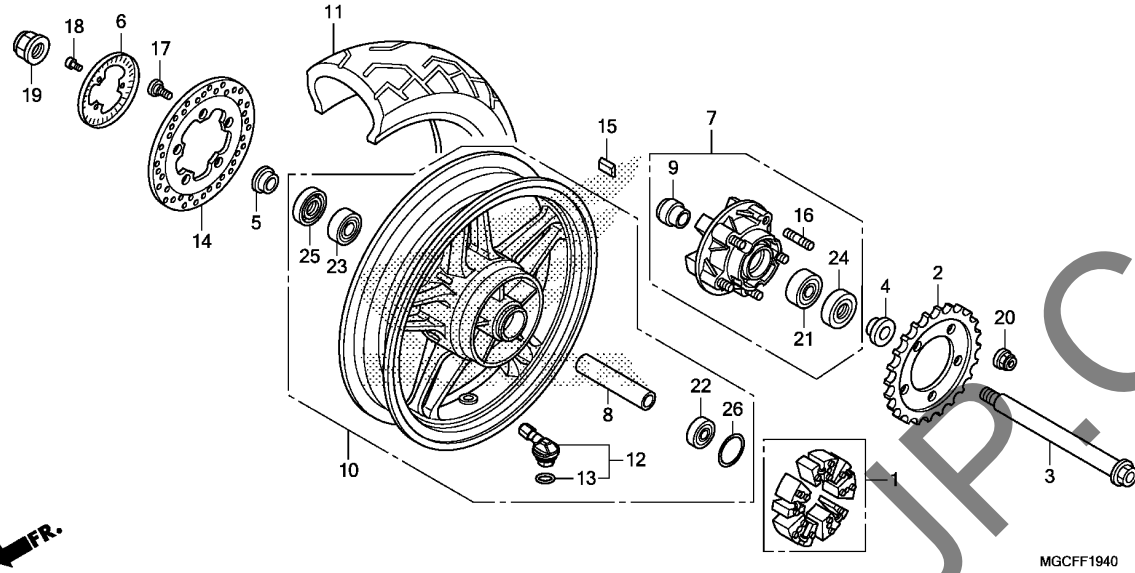


Ref. No.	Part No.	Description	Reqd. QTY				Serial No.	Parts catalogue code
			CA	NA	NAD	TAD		
			K	K	K	K		
23	90106-MGE-000	BOLT, DISK, 8X20	5	-	-	-		
24	90131-KFK-630	BOLT, TORX, 5X10	5	-	-	-		
25	90305-MFT-641	NUT, U, FLANGE, 18MM	1	-	-	-		
26	90306-KFO-003	NUT, FLANGE, 12MM(FUSE RASHI)	5	-	-	-		
27	91051-MBR-003	BEARING, RADIAL BALL, 63/28	1	-	-	-		
28	91053-MGS-D31	BEARING, RADIAL BALL, 6204UU	1	-	-	-		
29	91053-MM5-004	BEARING, RADIAL BALL, 6304UU	1	-	-	-		
30	91251-MBR-003	DUST SEAL, 37X68X7	1	-	-	-		
31	91254-MJC-A01	DUST SEAL, 35X52X7.5	1	-	-	-		
32	91352-MCF-003	O-RING, 51X2	1	-	-	-		

3

F-19-40

REAR WHEEL(CB1100TAD)



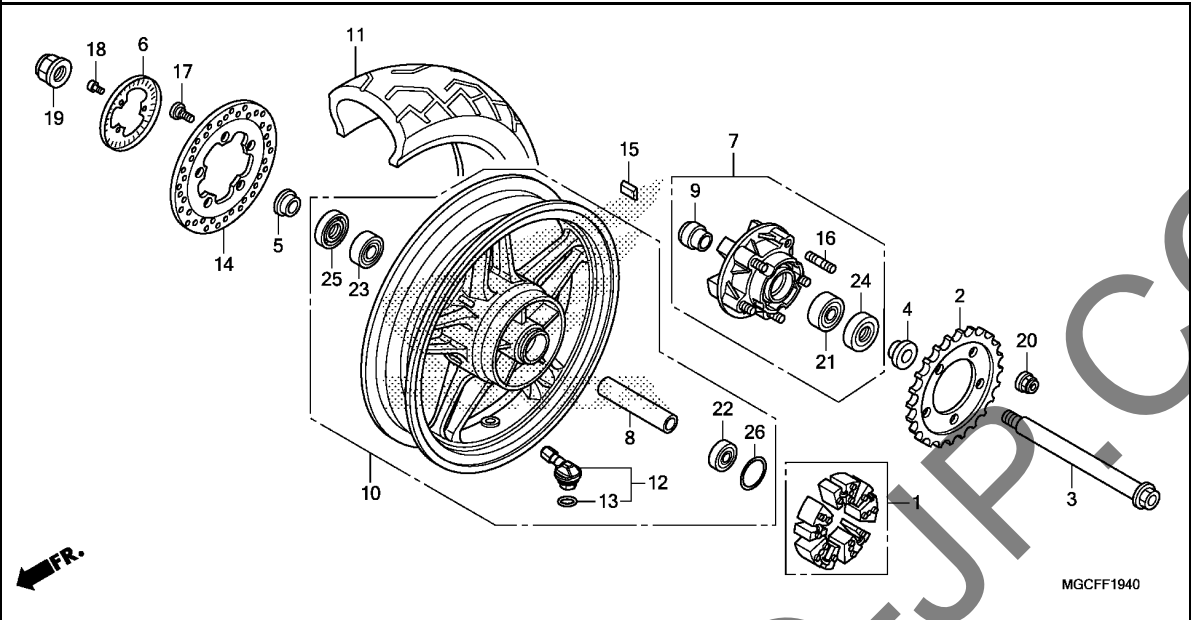
Ref. No.	L.O.N.	(Relative ref. Number) Description	F.R.T.
1		(26)	
1	710157	DAMPER, REAR WHEEL	0.4
2	7101A0	SPROCKET, FINAL DRIVEN	0.5
3		(24,25)	
3	710160	AXLE, REAR WHEEL	0.4
6	7101B1	RING, PULSER :REAR	0.5
7	7101A5	FLANGE ASSY., FINAL DRIVEN ...	0.5
10	7101G6	REAR WHEEL(A)	1.2
		.INCLUDES: Balance	
11	710142	REAR TIRE(ONE)	1.1
		.INCLUDES: Balance	
12		(13)	
	7101K2	VALVE, CLAMP IN :REAR	1.1
		.INCLUDES: Balance	
14	711145	DISC, REAR BRAKE	0.5
15	7101E1	WEIGHT, BALANCE :REAR	0.7
21	7101D1	BEARING, FINAL DRIVEN FLANGE ..	0.6
22		(23)	
	710133	BEARING, REAR WHEEL(ONE)	0.6
	710133G	.Replace 1 bearing add	0.1

Ref. No.	Part No.	Description	Reqd. QTY				Serial No.	Parts catalogue code
			CA	NA	NAD	TAD		
1	06410-MY5-730	DAMPER SET, WHEEL	-	-	-	1		
2	41201-MGC-N20	SPROCKET, FINAL DRIVEN(40T) ..	-	-	-	1		
3	42301-MGC-N40	AXLE, RR. WHEEL	-	-	-	1		
4	42311-MGC-N20	COLLAR, RR. WHEEL SIDE	-	-	-	1		
5	42312-MGC-N20	COLLAR, RR. BRAKE SIDE	-	-	-	1		
6	42515-MFP-J00	RING, RR. PULSER	-	-	-	1		
7	42615-MGC-N40	FLANGE SUB ASSY., RR. DRIVEN ..	-	-	-	1		
8	42620-MGC-N40	COLLAR, RR. AXLE DISTANCE	-	-	-	1		
9	42625-MGC-N20	COLLAR, RR. WHEEL DISTANCE	-	-	-	1		
10	42650-MGC-JS0	WHEEL SUB ASSY., RR.	-	-	-	1		
11	42711-MGC-024	TIRE, RR. (DUNLOP) (140/70R18 M/C 67V)	-	-	-	1		
12	42755-MKA-D81	VALVE ASSY., CLAMP IN	-	-	-	1		
13	42758-MKA-D81	O-RING	-	-	-	1		
14	43251-MGC-920	DISK, RR. BRAKE	-	-	-	1		
15	44721-MGH-H21	WEIGHT, BALANCE(10G)	-	-	-	N		
	44722-MGH-H21	WEIGHT, BALANCE(15G)	-	-	-	N		
	44723-MGH-H21	WEIGHT, BALANCE(20G)	-	-	-	N		
16	90102-MAS-000	BOLT, STUD, 12X25	-	-	-	5		
17	90105-MFL-D20	BOLT, BRAKE DISK, 8X24	-	-	-	5		
18	90131-KFK-630	BOLT, TORX, 5X10	-	-	-	3		
19	90305-MFT-641	NUT, U, FLANGE, 18MM	-	-	-	1		
20	90306-KFO-003	NUT, FLANGE, 12MM(FUSE RASHI)	-	-	-	5		
21	91051-MBR-003	BEARING, RADIAL BALL, 63/28 ..	-	-	-	1		
22	91053-MGS-D31	BEARING, RADIAL BALL, 6204UU	-	-	-	1		



F-19-40

REAR WHEEL(CB1100TAD)



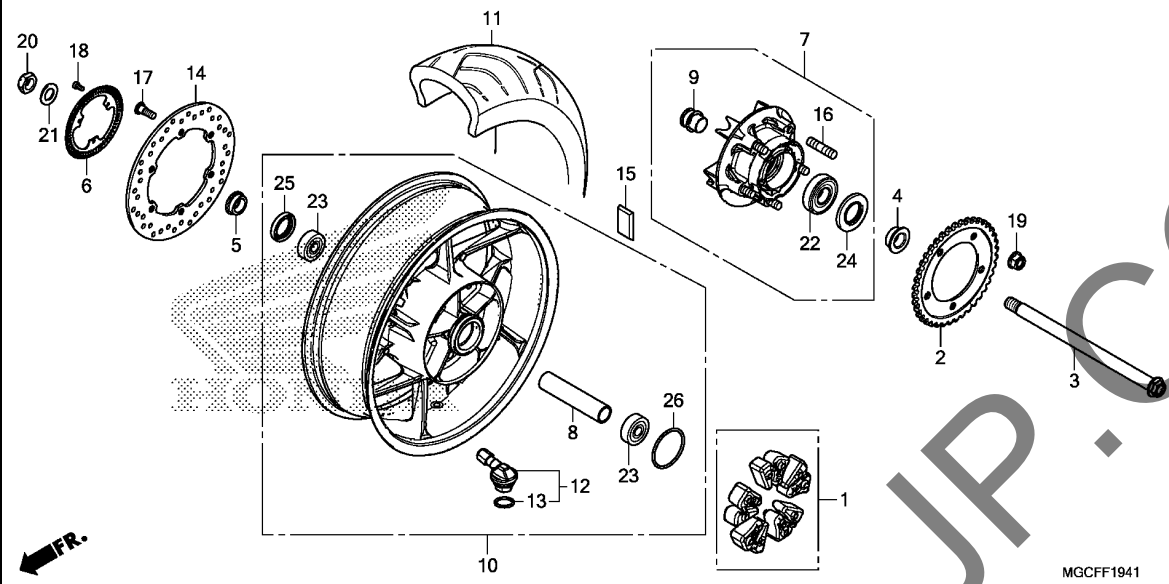
Ref. No.	Part No.	Description	Reqd. QTY				Serial No.	Parts catalogue code
			CA	NA	NAD	TAD		

23	91053-MM5-004	BEARING, RADIAL BALL, 6304UU	-	-	-	1	
24	91251-MBR-003	DUST SEAL, 37X68X7	-	-	-	1	
25	91254-MJC-A01	DUST SEAL, 35X52X7.5	-	-	-	1	
26	91352-MCF-003	O-RING, 51X2	-	-	-	1	

3

F-19-41

REAR WHEEL(CB1100NA/NAD)



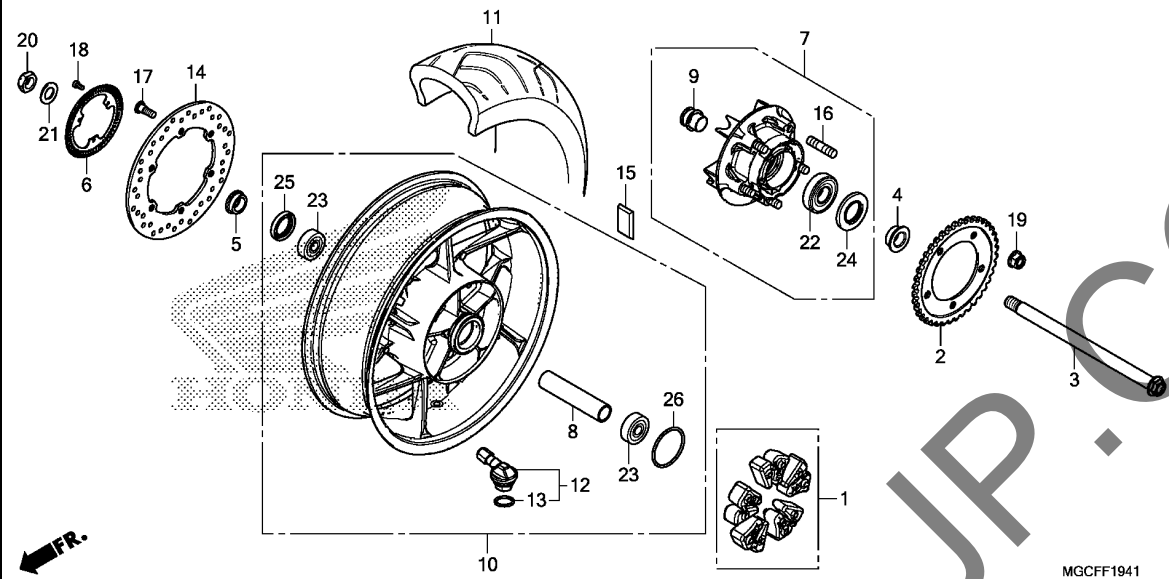
Ref. No.	L.O.N.	(Relative ref. Number) Description	F.R.T.
1		(26)	
1	710157	DAMPER, REAR WHEEL	0.4
2	7101A0	SPROCKET, FINAL DRIVEN	0.5
3		(24, 25)	
3	710160	AXLE, REAR WHEEL	0.4
6	7101B1	RING, PULSER :REAR	0.5
7	7101A5	FLANGE ASSY., FINAL DRIVEN ...	0.5
10	7101G6	REAR WHEEL(A)	1.2
		.INCLUDES: Balance	
11	710142	REAR TIRE(ONE)	1.1
		.INCLUDES: Balance	
12		(13)	
	7101K2	VALVE, CLAMP IN :REAR	1.1
		.INCLUDES: Balance	
14	711145	DISC, REAR BRAKE	0.5
15	7101E1	WEIGHT, BALANCE :REAR	0.7
22	7101D1	BEARING, FINAL DRIVEN FLANGE ..	0.6
23	710133	BEARING, REAR WHEEL(ONE)	0.6
	710133G	.Replace 1 bearing add	0.1

Ref. No.	Part No.	Description	Reqd. QTY				Serial No.	Parts catalogue code
			CA	NA	NAD	TAD		
			K	K	K	K		
1	06410-MEJ-670	DAMPER SET, WHEEL	-	1	1	-		
2	41201-MGC-N20	SPROCKET, FINAL DRIVEN(40T) ..	-	1	1	-		
3	42301-MGC-000	AXLE, RR. WHEEL	-	1	1	-		
4	42311-MGC-JD0	COLLAR, L. RR. WHEEL SIDE ...	-	1	1	-		
5	42312-MFP-601	COLLAR, R. RR. WHEEL SIDE ...	-	1	1	-		
6	42515-MFP-J00	RING, RR. PULSER	-	1	1	-		
7	42615-MGC-JD0	FLANGE SUB ASSY., RR. DRIVEN ..	-	1	1	-		
8	42620-MAZ-000	COLLAR, RR. AXLE DISTANCE ...	-	1	1	-		
9	42625-MBR-000	COLLAR B, RR. WHEEL DISTANCE ..	-	1	1	-		
10	42650-MGC-JD0ZA	WHEEL SUB ASSY., RR.	-	1	1	-		
		TYPE2.....	-	1	1	-		
11	42711-MGC-JD1	TIRE, RR.(BRIDGESTONE) (180/55ZR17 M/C 73W)	-	1	1	-		
	42711-MGC-JD2	TIRE, RR.(DUNLOP) (180/55ZR17 M/C 73W)	-	1	-	-		
12	42755-MKA-D81	VALVE ASSY., CLAMP IN	-	1	1	-		
13	42758-MKA-D81	O-RING	-	1	1	-		
14	43251-MEJ-003	DISK, RR. BRAKE	-	1	1	-		
15	44721-MGH-H21	WEIGHT, BALANCE(10G)	-	N	N	-		
	44722-MGH-H21	WEIGHT, BALANCE(15G)	-	N	N	-		
	44723-MGH-H21	WEIGHT, BALANCE(20G)	-	N	N	-		
16	90102-MAS-000	BOLT, STUD, 12X25	-	5	5	-		
17	90105-MFL-D20	BOLT, BRAKE DISK, 8X24	-	6	6	-		
18	90131-KFK-630	BOLT, TORX, 5X10	-	3	3	-		
19	90306-KFO-003	NUT, FLANGE, 12MM(FUSE RASHI)	-	5	5	-		
20	90306-MFP-N91	NUT, U, 22MM	-	1	1	-		



F-19-41

REAR WHEEL(CB1100NA/NAD)

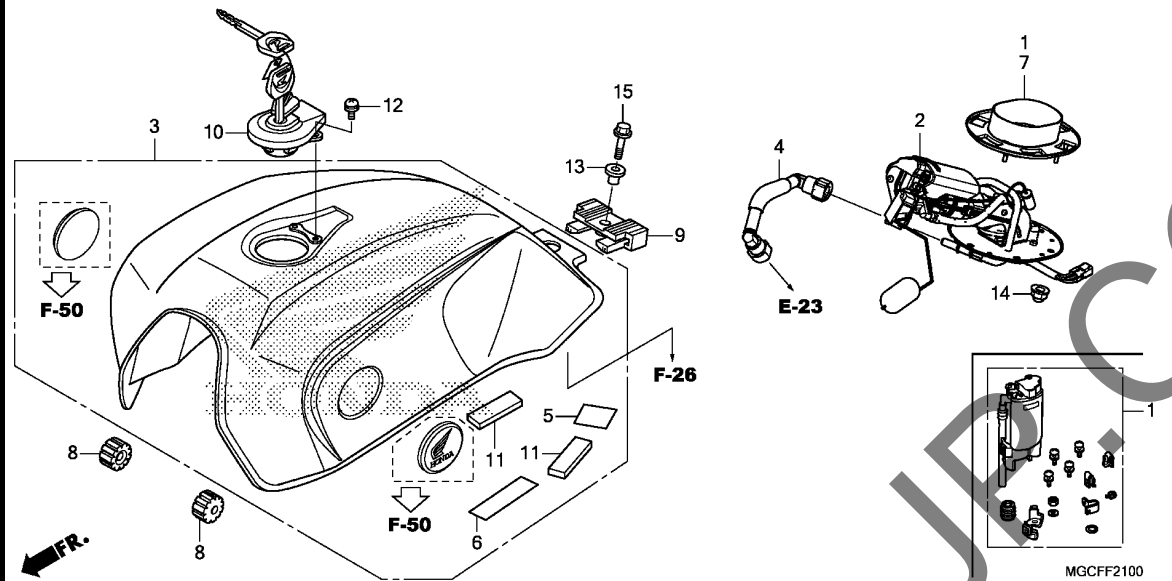


Ref. No.	Part No.	Description	Reqd. QTY				Serial No.	Parts catalogue code
			CA	NA	NAD	TAD		
21	90401-MAZ-000	WASHER, 22X38X2.5	-	1	1	-		
22	91051-MBR-003	BEARING, RADIAL BALL, 63/28	-	1	1	-		
23	91053-MAZ-003	BEARING, RADIAL BALL, 6205X2	-	2	2	-		
24	91251-MBR-003	DUST SEAL, 37X68X7	-	1	1	-		
25	91254-MJC-A01	DUST SEAL, 35X52X7.5	-	1	1	-		
26	91302-MS2-003	O-RING, 69X2	-	1	1	-		

3

F-21

FUEL TANK/FUEL PUMP(CB1100TAD)



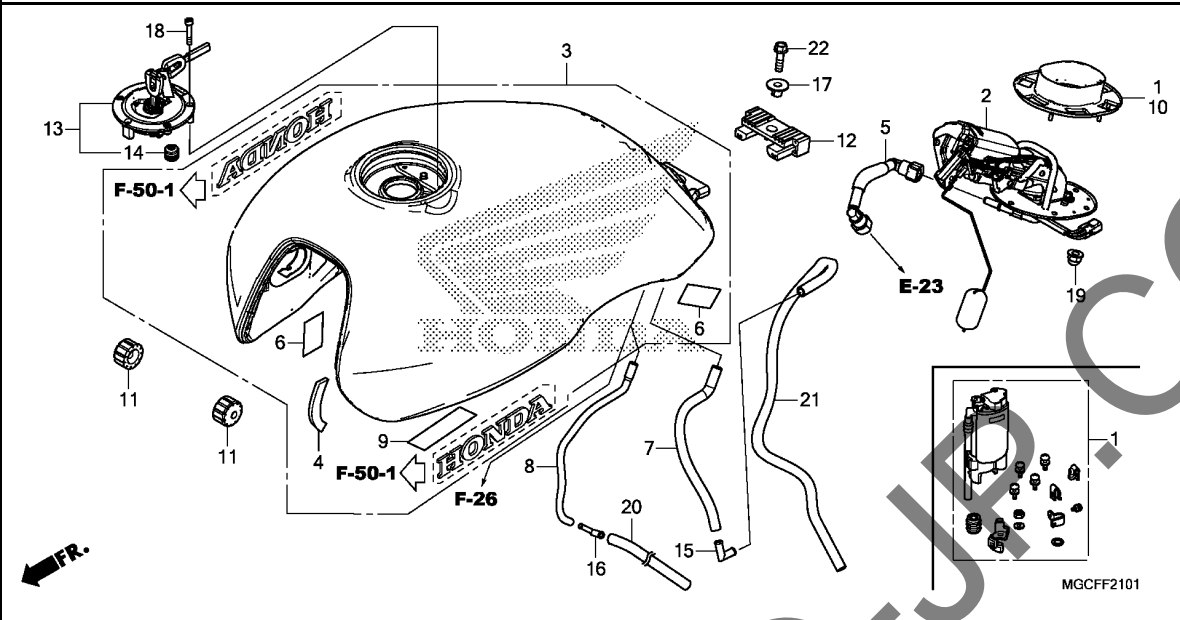
Ref. No.	L.O.N.	(Relative ref. Number) Description	F.R.T.
1	3101C7	FILTER, FUEL	0.5
2		(7)	
2	310120	PUMP ASSY., FUEL	0.4
3	310100	TANK, FUEL	0.4
4	310162	HOSE, FUEL FEED	0.4
10	3101C1	LOCKING FUEL TANK CAP	0.1

Ref. No.	Part No.	Description	Reqd. QTY				Serial No.	Parts catalogue code
			CA	NA	NAD	TAD		
1	16011-MGC-010	FILTER ASSY., FUEL	-	-	-	1		
2	16700-MGC-N21	PUMP ASSY., FUEL	-	-	-	1		
3	17500-MGC-JSOZA	TANK ASSY., FUEL(WL) *TYPE1*	-	-	-	1		
4	17526-MGC-JB1	HOSE COMP., FUEL FEED	-	-	-	1		
5	17528-KCZ-930	TAPE B, TANK GUARD	-	-	-	1		
6	17535-KBH-300	FILM, SIDE COVER GUARD	-	-	-	1		
7	17574-MFA-D00	PACKING, BASE	-	-	-	1		
8	17611-286-000	CUSHION, FR. FUEL TANK	-	-	-	2		
9	17613-KV3-700	CUSHION, FUEL TANK RR.	-	-	-	1		
10	17620-MGC-003	CAP COMP., FUEL FILLER	-	-	-	1		
11	31511-088-740	RUBBER, BATTERY MOUNTING	-	-	-	2		
12	45319-634-003	SCREW-WASHER, 4X6	-	-	-	2		
13	80101-KB7-600	COLLAR, 8X12	-	-	-	1		
14	90213-PH3-000	NUT, CAP, 6MM	-	-	-	6		
15	95701-08028-00	BOLT, FLANGE, 8X28	-	-	-	1		



F-21-1

FUEL TANK/FUEL PUMP(CB1100CA/NA/NAD)



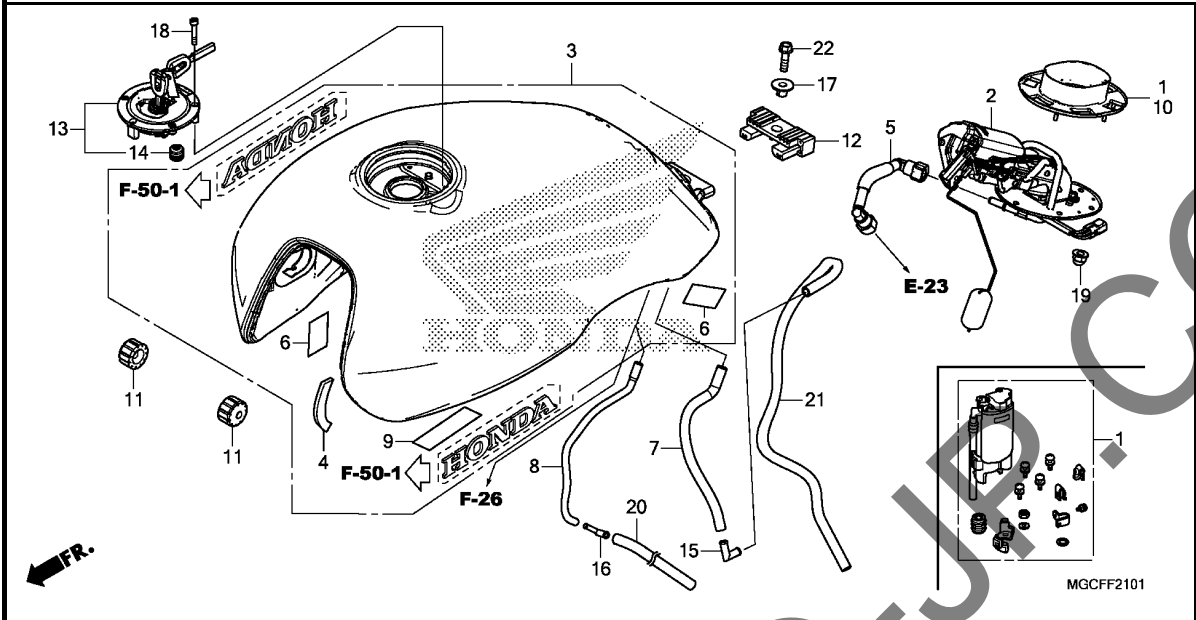
Ref. No.	L.O.N.	(Relative ref. Number) Description	F.R.T.
1	3101C7	FILTER, FUEL	0.5
2	310120	PUMP ASSY., FUEL	0.4
3	310100	TANK, FUEL	0.4
5	310162	HOSE, FUEL FEED	0.4
13	3101C1	LOCKING FUEL TANK CAP	0.1

3

Ref. No.	Part No.	Description	Reqd. QTY				Serial No.	Parts catalogue code
			CA	NA	NAD	TAD		
1	16011-MGC-010	FILTER ASSY., FUEL	1	1	1	-		
2	16700-MGC-JB1	PUMP ASSY., FUEL(MITSUBISHI)	1	1	1	-		
3	17500-MGC-JQ0ZC	TANK ASSY., FUEL(WL)	1	1	1	-		
	TYPE1		1	1	1	-		
	17500-MGC-JQ0ZB	*TYPE2*	1	-	-	-	FO,KO,RU	
	17500-MGC-JTOZA	*TYPE2*	1	1	1	-	2CH,2E,2ED,2FO,2GS,2KO,2RU,2TH	
	17500-MGC-JROZA	*TYPE1*	1	1	1	-	CH,E,ED,FO,GS,KO,RU,TH	
	17500-MGC-JTOZB	*TYPE1*	1	1	1	-	FO,RU	
4	17521-MGC-JB0	RUBBER, TANK GUARD	1	1	1	-		
5	17526-MGC-JB1	HOSE COMP., FUEL FEED	1	1	1	-		
6	17528-KCZ-930	TAPE B, TANK GUARD	2	2	2	-		
7	17543-MGC-JB0	TUBE, DRAIN	1	1	1	-		
8	17544-MGC-UA0	TUBE, BREATHER	1	1	1	-	2GS,2RU,GS,RU	
9	17557-MEE-300	FILM B, PROTECTOR	1	1	1	-		
10	17574-MFA-D00	PACKING, BASE	1	1	1	-		
11	17611-286-000	CUSHION, FR. FUEL TANK	2	2	2	-		
12	17613-KV3-700	CUSHION, FUEL TANK RR.	1	1	1	-		
13	17620-MJE-D02	CAP COMP., FUEL FILLER	1	1	1	-		
14	17621-MGP-D61	SEAL, BREATHER	1	1	1	-		
15	19103-MB9-000	JOINT, TUBE	1	1	1	-		
16	19103-ML7-000	JOINT, TUBE	1	1	-	-	2GS,2RU,GS,RU	
17	80101-KB7-600	COLLAR, 8X12	1	1	1	-		
18	90110-MGP-D60	BOLT, SOCKET, 4X24(SUS)	3	3	3	-		
19	90213-PH3-000	NUT, CAP, 6MM	6	6	6	-		
20	95005-80255-20	TUBE, 8X255(95005-80001-20M)	1	1	-	-	2GS,2RU,GS,RU	

F-21-1

FUEL TANK/FUEL PUMP(CB1100CA/NA/NAD)

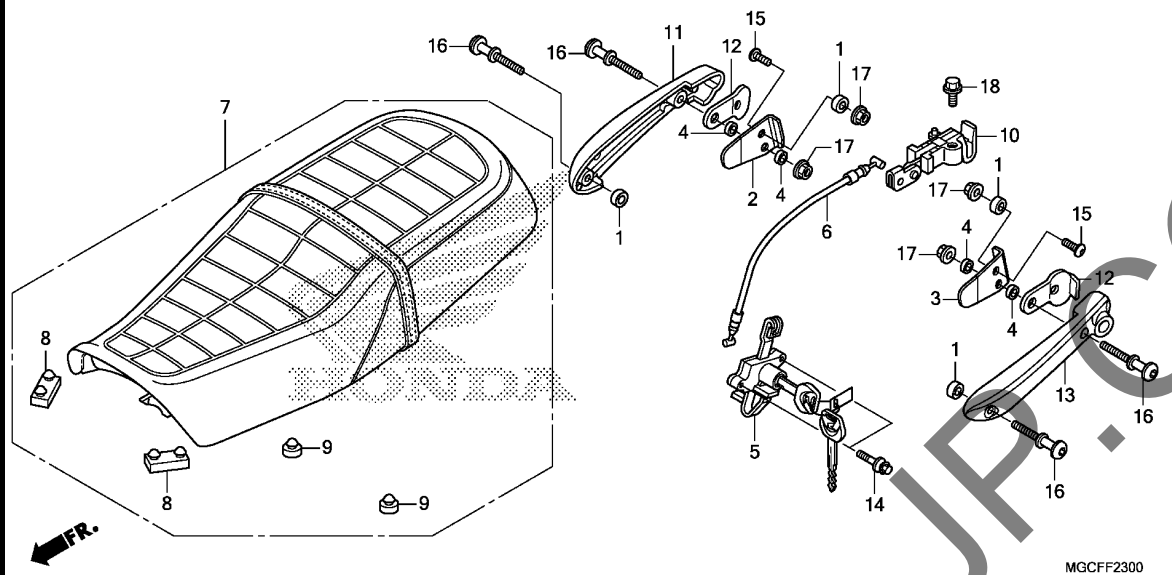


Ref. No.	Part No.	Description	Reqd. QTY				Serial No.	Parts catalogue code
			CA	NA	NAD	TAD		
21	95005-80600-50	TUBE, 8X600(95005-80001-50M)	1	1	1	-		
22	95701-08028-00	BOLT, FLANGE, 8X28	1	1	1	-		

3

F-23

SEAT(CB1100TAD)



Ref. No.	L.O.N.	(Relative ref. Number) Description	F.R.T.
5	4131F0	LOCK, SEAT	0.4
6	811175	CABLE, SEAT LOCK	0.5
10	4131N5	HOOK, SEAT CATCH	0.2
11	4131F4	RAIL, GRAB :RIGHT	0.3
13	4131F3	RAIL, GRAB :LEFT	0.3
	4131F5	RAIL, GRAB :BOTH	0.5

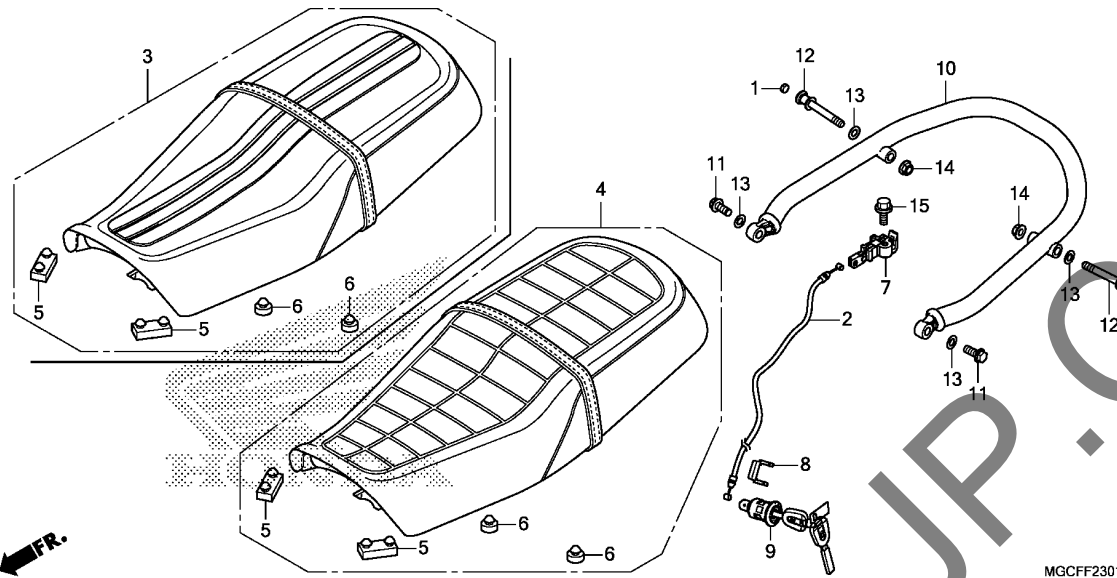
MGCFF2300

3

Ref. No.	Part No.	Description	Reqd. QTY				Serial No.	Parts catalogue code
			CA	NA	NAD	TAD		
1	18309-GN3-670	COLLAR B, MUFFLER STAY	-	-	-	4		
2	50168-MGC-N20	STAY, R. GARNISH	-	-	-	1		
3	50169-MGC-N20	STAY, L. GARNISH	-	-	-	1		
4	50178-MGC-N20	COLLAR, 14X8.5X4.8(DX)	-	-	-	4		
5	77110-MBG-D01	LOCK ASSY., SEAT	-	-	-	1		
6	77156-MGC-D31	CABLE, SEAT LOCK	-	-	-	1		
7	77200-MGC-N21ZA	SEAT ASSY., DOUBLE	-	-	-	-		
		TYPE1	-	-	-	1		
8	77205-286-000	RUBBER B, SEAT SETTING	-	-	-	2		
9	77215-GC2-000	RUBBER B, SEAT STOPPER	-	-	-	2		
10	77220-KY6-010	HOOK, SEAT CATCH	-	-	-	1		
11	84110-MGC-N40	GARNISH, R. SIDE	-	-	-	1		
12	84111-MGC-000	PLATE, GARNISH	-	-	-	2		
13	84120-MGC-N40	GARNISH, L. SIDE	-	-	-	1		
14	90008-MZ7-000	BOLT, BREAK OFF, 6MM	-	-	-	2		
15	90125-MJG-770	BOLT, SOCKET, 8X24	-	-	-	2		
16	90128-MGC-N20	BOLT, HOOK, 8X47	-	-	-	4		
17	94050-08000	NUT, FLANGE, 8MM	-	-	-	4		
18	95701-06014-00	BOLT, FLANGE, 6X14	-	-	-	1		

F-23-1

SEAT(CB1100CA/NA/NAD)

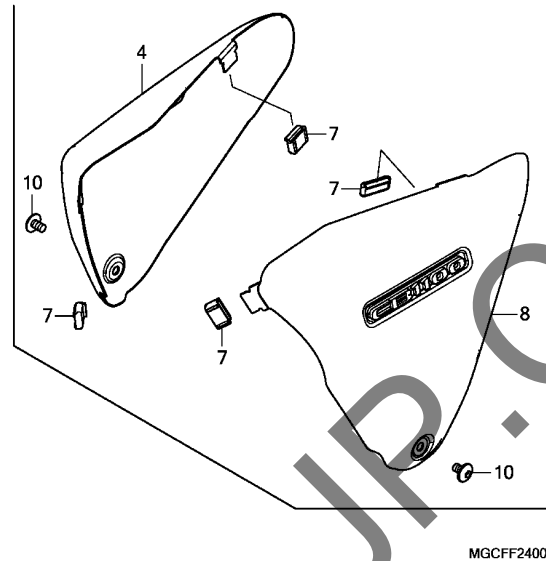
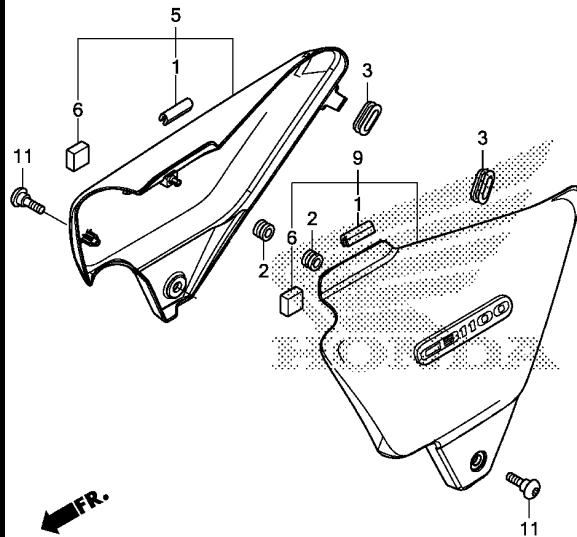


Ref. No.	L.O.N.	(Relative ref. Number) Description	F.R.T.
2	811175	CABLE, SEAT LOCK	0.5
7	4131N5	HOOK, SEAT CATCH	0.2
9	4131F2	KEY, SEAT LOCK	0.6
10	4131F6	RAIL, GRAB :REAR	0.2

Ref. No.	Part No.	Description	Reqd. QTY				Serial No.	Parts catalogue code
			CA	NA	NAD	TAD		
1	12392-MJ0-000	PLUG, HEX., 6MM	2	2	2	-		
2	77156-MGC-JB1	CABLE, SEAT LOCK	1	1	1	-		
3	77200-MGC-JD1ZA	SEAT ASSY., DOUBLE *TYPE1*	-	1	1	-		
4	77200-MGC-JQ1ZA	SEAT ASSY., DOUBLE *TYPE1*	1	-	-	-		
5	77205-286-000	RUBBER B, SEAT SETTING	2	2	2	-		
6	77215-GC2-000	RUBBER B, SEAT STOPPER	2	2	2	-		
7	77220-KY6-010	HOOK, SEAT CATCH	1	1	1	-		
8	77235-MJE-D00	PLATE, LOCK KEY SETTING	1	1	1	-		
9	77239-MJE-D03	KEY, SEAT LOCK(WAVE)	1	1	1	-		
10	84150-MGC-JB0	GARNISH COMP., RR.	1	-	-	-		
	84150-MGC-JD0	-	1	1	-		
11	90103-KEZ-900	BOLT, SPECIAL FLANGE, 8X20 ..	2	2	2	-		
12	90127-MGC-JB0	BOLT, HOOK, 8X55	2	2	2	-		
13	90501-MM8-610	WASHER, PLAIN, 8MM	4	4	4	-		
14	94050-08000	NUT, FLANGE, 8MM	2	2	2	-		
15	95701-06014-00	BOLT, FLANGE, 6X14	1	1	1	-		

F-24

SIDE COVER



MGCF2400

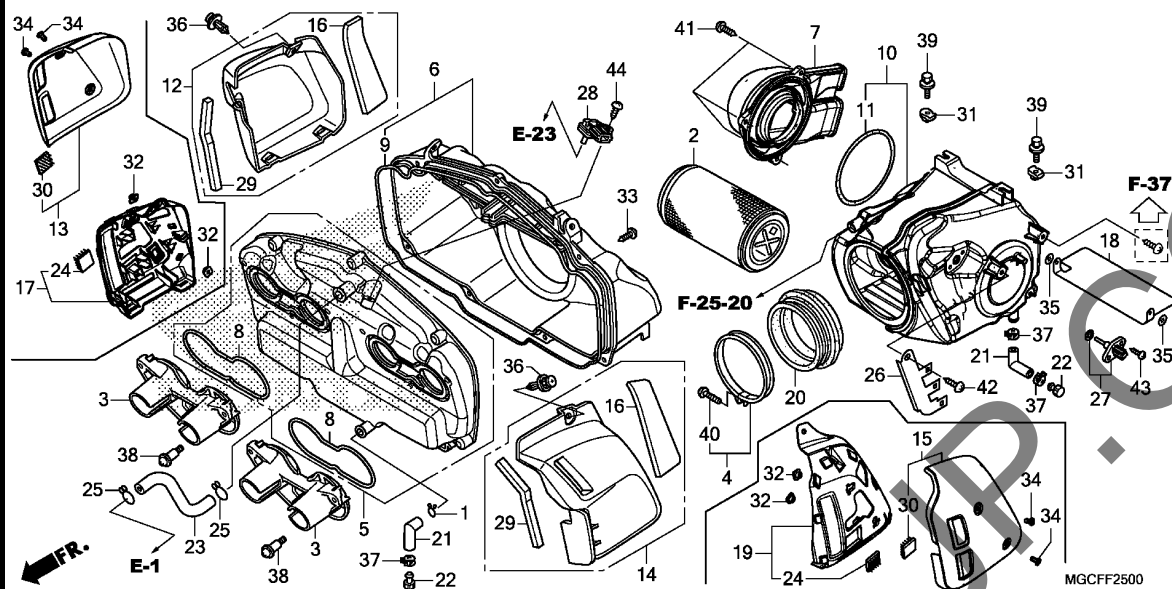
Ref. No.	L.O.N.	(Relative ref. Number) Description	F.R.T.
5	(4)		
4111H9		COVER, SIDE :RIGHT	0.1
9	(8)		
4111H8		COVER, SIDE :LEFT	0.1
4111J0		COVER, SIDE :BOTH	0.1

3

Ref. No.	Part No.	Description	Reqd. QTY				Serial No.	Parts catalogue code
			CA	NA	NAD	TAD		
1	17516-KCZ-000ZB	TRIM, FUEL TANK *NH1*.....BLACK	-	-	-	2		
2	53133-KR1-760	GROMMET, IGNITION COVER	-	-	-	2		
3	83124-MN5-000	RUBBER, ENGINE SIDE COVER ...	-	-	-	2		
4	83600-MGC-JQOZA	COVER SET, R. SIDE(WL) *R381C*CANDY CHROMOSPHERE RED	1	-	-	-		
	83600-MGC-JQOZB	*PB409P*..PEARL HAWKSEYE BLUE	1	-	-	-	FO,KO,RU	
	83600-MGC-JRO	-	1	1	-		
5	83600-MGC-N20ZF	COVER SET, R. SIDE(WL) *2TN009* MAT BLACK (#15-#20)/ JEREZ BLUE METALLIC	-	-	-	1		
6	83605-MY5-G30	RUBBER A, SIDE COVER	-	-	-	2		
7	83621-MGC-JB0	RUBBER, SIDE COVER	4	4	4	-		
8	83700-MGC-JQOZA	COVER SET, L. SIDE(WL) *R381C*CANDY CHROMOSPHERE RED	1	-	-	-		
	83700-MGC-JQOZB	*PB409P*..PEARL HAWKSEYE BLUE	1	-	-	-	FO,KO,RU	
	83700-MGC-JRO	-	1	1	-		
9	83700-MGC-N20ZF	COVER SET, L. SIDE(WL) *2TN009* MAT BLACK (#15-#20)/ JEREZ BLUE METALLIC	-	-	-	1		
10	90105-MM4-000	SCREW, PAN, 6X10	2	2	2	-		
11	90106-KCZ-000	SCREW, SPECIAL, 6MM	-	-	-	2		

F-25

AIR CLEANER



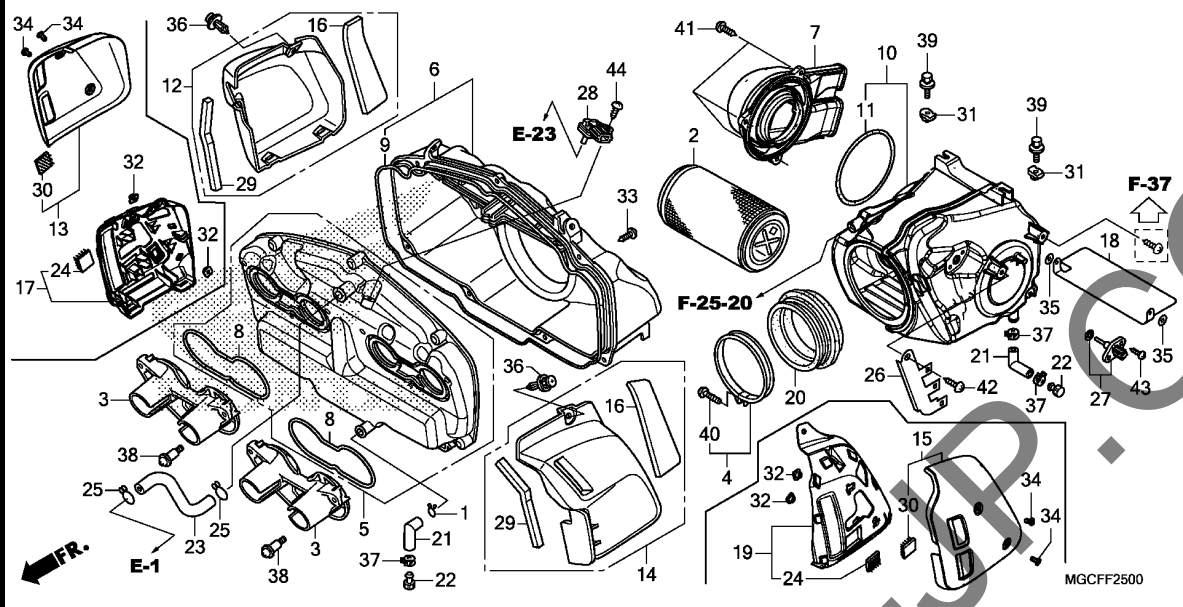
Ref. No.	L.O.N.	(Relative ref. Number) Description	F.R.T.
2	312105	(11) ELEMENT, AIR CLEANER	0.2
3	312127	(8) FUNNEL, AIR	1.6
.NOTE: Same time for two units			
5	3121F0	CASE, AIR CLEANER :FRONT	1.7
6	3121D0	CASE, AIR CLEANER :MIDDLE	1.5
7	312125	DUCT, AIR CLEANER	0.2
10	3121F1	CASE, AIR CLEANER :REAR	1.1
12	3121A7	(13,17) COVER, AIR CLEANER CASE SIDE :RIGHT	0.1
14	3121A6	(15,19) COVER, AIR CLEANER CASE SIDE :LEFT	0.1
	3121G0	COVER, AIR CLEANER CASE SIDE :BOTH	0.1
27	617120	SENSOR, AIR TEMP	0.2
28	617116	SENSOR, MAP	0.8

Ref. No.	Part No.	Description	Reqd. QTY				Serial No.	Parts catalogue code
			CA	NA	NAD	TAD		
1	15771-KV6-000	CLIP, OIL DRAIN TUBE	1	1	1	1		
2	17210-MEJ-981	ELEMENT, AIR CLEANER	1	1	1	1		
3	17225-MGC-000	FUNNEL, AIR	2	2	2	2		
4	17228-MEJ-003	BAND, AIR CLEANER CONNECTING	1	1	1	1		
5	17230-MGC-000	CASE A, AIR CLEANER	1	1	1	1		
6	17231-MGC-000	CASE B, AIR CLEANER	1	1	1	1		
7	17235-MGC-JB0	DUCT COMP., AIR CLEANER	1	1	1	1		
8	17237-MGC-000	SEAL, AIR CLEANER	2	2	2	2		
9	17238-MGC-000	SEAL, AIR CLEANER CASE	1	1	1	1		
10	17240-MGC-010	CASE C, AIR CLEANER	1	1	1	1		
11	17241-MEJ-003	SEAL, AIR CLEANER CASE	1	1	1	1		
12	17241-MGC-000	COVER COMP., R. AIR CLEANER SIDE	-	-	-	1		
13	17241-MGC-JQ0	COVER, R. AIR CLEANER SIDE ..	1	1	1	-		
14	17242-MGC-000	COVER COMP., L. AIR CLEANER SIDE	-	-	-	1		
15	17242-MGC-JQ0	COVER, L. AIR CLEANER SIDE ..	1	1	1	-		
16	17243-MGC-300	MAT, AIR CLEANER SIDE COVER ..	-	-	-	2		
17	17245-MGC-JQ0	STAY, R. AIR CLEANER SIDE COVER	1	1	1	-		
18	17246-MGC-000	RUBBER, HEAT GUARD	1	1	1	1		
19	17255-MGC-JQ0	STAY, L. AIR CLEANER SIDE COVER	1	1	1	-		
20	17260-MEJ-003	TUBE, AIR CLEANER CONNECTING	1	1	1	1		
21	17366-428-670	TUBE A, DRAIN	2	2	2	2		



F-25

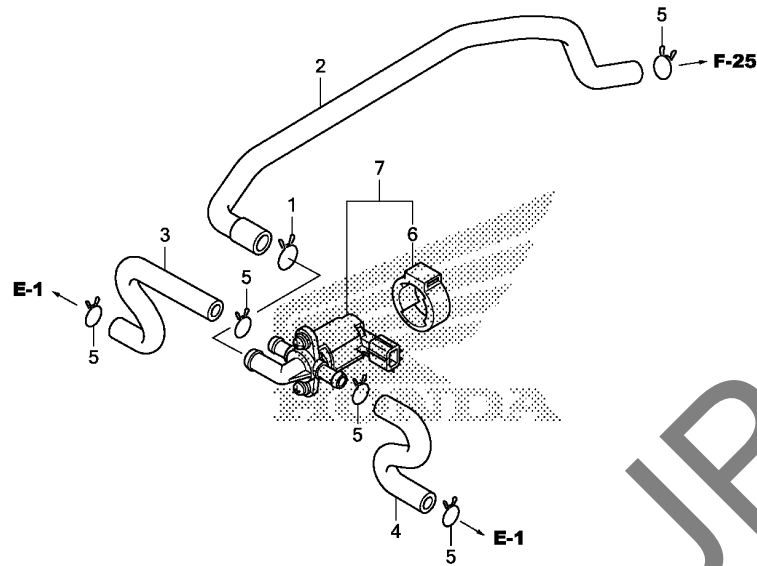
AIR CLEANER



Ref. No.	Part No.	Description	Reqd. QTY				Serial No.	Parts catalogue code
			CA	CB1100 NA	NAD	TAD		
22	17370-382-870	PLUG, BREATHER TUBE	2	2	2	2		
23	17542-MGC-000	TUBE, ENGINE BREATHER	1	1	1	1		
24	17542-MJE-D00	FASTENER D, DUAL LOCK, 20X20	2	2	2	-		
25	17554-MB0-000	CLIP, BREATHER TUBE	2	2	2	2		
26	32123-MGC-000	STAY, COUPLER	1	1	1	1		
27	37880-KWW-C01	SENSOR ASSY., AIR TEMPERATURE	1	1	1	1		
28	46401-TM8-A01	SENSOR A, MASTER POWER PRESSURE	1	1	1	1		
29	50132-MFJ-J00	MAT A, PIVOT BRACKET	-	-	-	2		
30	64243-MEW-920	FASTENER B, DUAL LOCK, 20X20	2	2	2	-		
31	84601-HA7-670	NUT, FENDER SETTING	2	2	2	2		
32	90016-ZA5-000	NUT, SPECIAL, 5MM	4	4	4	-		
33	90105-MFJ-D00	SCREW, TAPPING, 4X18(DELTA PT)	7	7	7	7		
34	90118-MKJ-D00	BOLT, SPECIAL, 5X10	4	4	4	-		
35	90313-172-000	NUT, SPEED, 4MM	2	2	2	2		
36	90683-GR1-003	CLIP, BODY COVER	2	2	2	2		
37	91406-MS8-000	CLAMP, TUBE(D14.5)	3	3	3	3		
38	91508-MGP-D00	SCREW, PAN, 5MM	6	6	6	6		
39	93404-06014-07	BOLT-WASHER, 6X14	2	2	2	2		
40	93500-05025-0A	SCREW, PAN, 5X25	1	1	1	1		
41	93903-25580	SCREW, TAPPING, 5X25	3	3	3	3		
42	93903-26280	SCREW, TAPPING, 6X16	1	1	1	1		
43	93911-25420	SCREW, TAPPING, 5X16	2	2	2	2		
44	93911-25680	SCREW, TAPPING, 5X25(PO)	1	1	1	1		

F-25-20

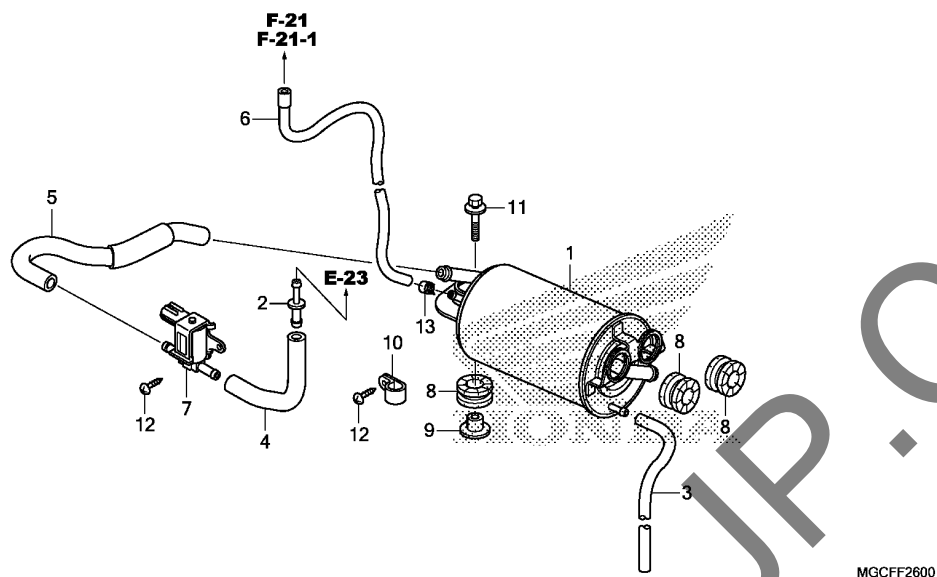
AIR INJECTION CONTROL VALVE



Ref. No.	L.O.N.	(Relative ref. Number) Description	F.R.T.
7	314130	VALVE, SECONDARY AIR CONTROL	0.4

Ref. No.	Part No.	Description	Reqd. QTY				Serial No.	Parts catalogue code
			CA	NA	NAD	TAD		
1	17554-MB0-000	CLIP, BREATHER TUBE	1	1	1	1		
2	17701-MGC-000	TUBE C, AIR INJECTION CONTROL VALVE	1	1	1	1		
3	17702-MGC-000	TUBE, R. AIR INJECTION CONTROL VALVE	1	1	1	1		
4	17703-MGC-000	TUBE, L. AIR INJECTION CONTROL VALVE	1	1	1	1		
5	17724-102-700	CLIP, SUB TANK HOSE	5	5	5	5		
6	36172-MCA-A61	SUSPENSION, SOLENOID VALVE ..	1	1	1	1		
7	36450-MCA-A62	VALVE ASSY., EX. AIR INJECTION	1	1	-	-		
	36450-MGC-H01	-	-	1	1		

3



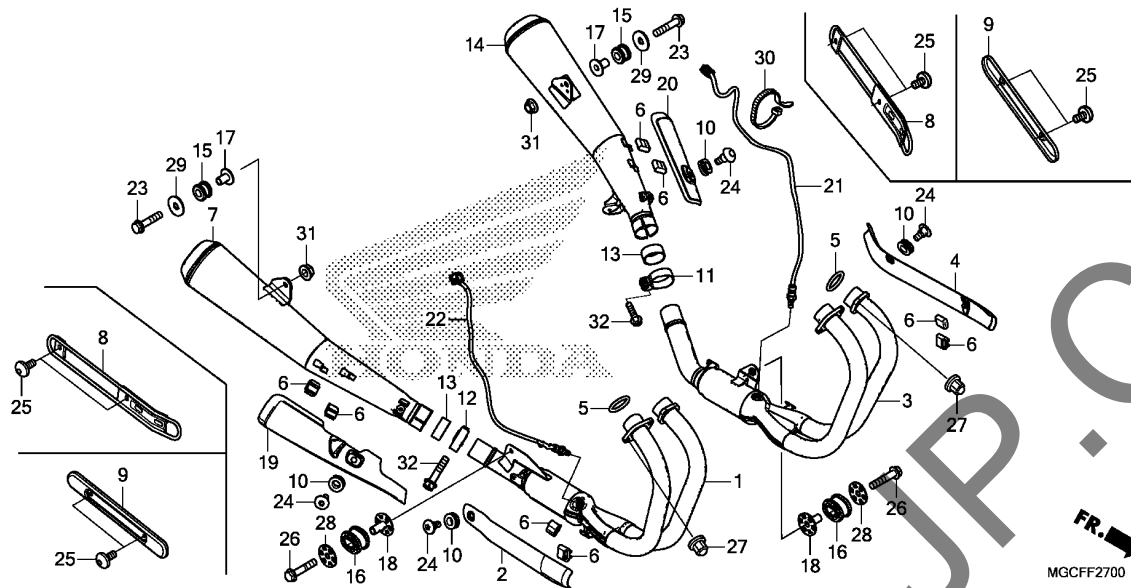
Ref. No.	L.O.N.	(Relative ref. Number) Description	F.R.T.
1	3141A4	CANISTER	1.1
7	3141A9	VALVE, PURGE CONTROL	0.2

3

Ref. No.	Part No.	Description	Reqd. QTY				Serial No.	Parts catalogue code
			CA	NA	NAD	TAD		
1	17410-MGC-H01	CANISTER COMP.	1	1	1	1	-----	2CH,2FO,CH,FO
	17410-MGC-A21	1	1	-	-	-----	2E,2ED,2KO,2TH,E,ED,KO,TH
2	17445-MGC-JB0	JOINT, ORIFICE, 0.75	1	1	1	1	-----	2CH,2E,2ED,2FO,2KO,2TH,CH,E,ED,FO,KO,TH
3	17470-MGC-A20	TUBE, CANISTER DRAIN	1	1	1	1	-----	2CH,2E,2ED,2FO,2KO,2TH,CH,E,ED,FO,KO,TH
4	17554-MGC-A20	TUBE, PURGE CONTROL VALVE						
		JOINT	1	1	1	1	-----	2CH,2E,2ED,2FO,2KO,2TH,CH,E,ED,FO,KO,TH
5	17555-MGC-A20	TUBE, CANISTER PURGE CONTROL VALVE	1	1	1	1	-----	2CH,2E,2ED,2FO,2KO,2TH,CH,E,ED,FO,KO,TH
6	17556-MGC-JB0	TUBE, FUEL TANK CANISTER	1	1	1	-	-----	2CH,2E,2ED,2FO,2KO,2TH,CH,E,ED,FO,KO,TH
	17556-MGC-JE0	-	-	-	1	-----	
7	36162-PLC-003	VALVE, PURGE CONTROL SOLENOID	1	1	1	1	-----	2CH,2E,2ED,2FO,2KO,2TH,CH,E,ED,FO,KO,TH
8	52112-MCA-000	RUBBER, JOINT PLATE	3	3	3	3	-----	2CH,2E,2ED,2FO,2KO,2TH,CH,E,ED,FO,KO,TH
9	61105-MFR-670	COLLAR A, FR. FENDER	1	1	1	1	-----	2CH,2E,2ED,2FO,2KO,2TH,CH,E,ED,FO,KO,TH
10	90628-750-000	CLIP(14MM)	1	1	1	1	-----	2CH,2E,2ED,2FO,2KO,2TH,CH,E,ED,FO,KO,TH
11	93404-06025-00	BOLT-WASHER, 6X25	1	1	1	1	-----	2CH,2E,2ED,2FO,2KO,2TH,CH,E,ED,FO,KO,TH
12	93911-25420	SCREW, TAPPING, 5X16	3	3	3	3	-----	2CH,2E,2ED,2FO,2KO,2TH,CH,E,ED,FO,KO,TH
13	95002-40800-08	CLAMP, TUBE(D8)	1	1	1	1	-----	2CH,2E,2ED,2FO,2KO,2TH,CH,E,ED,FO,KO,TH

F-27

EXHAUST MUFFLER

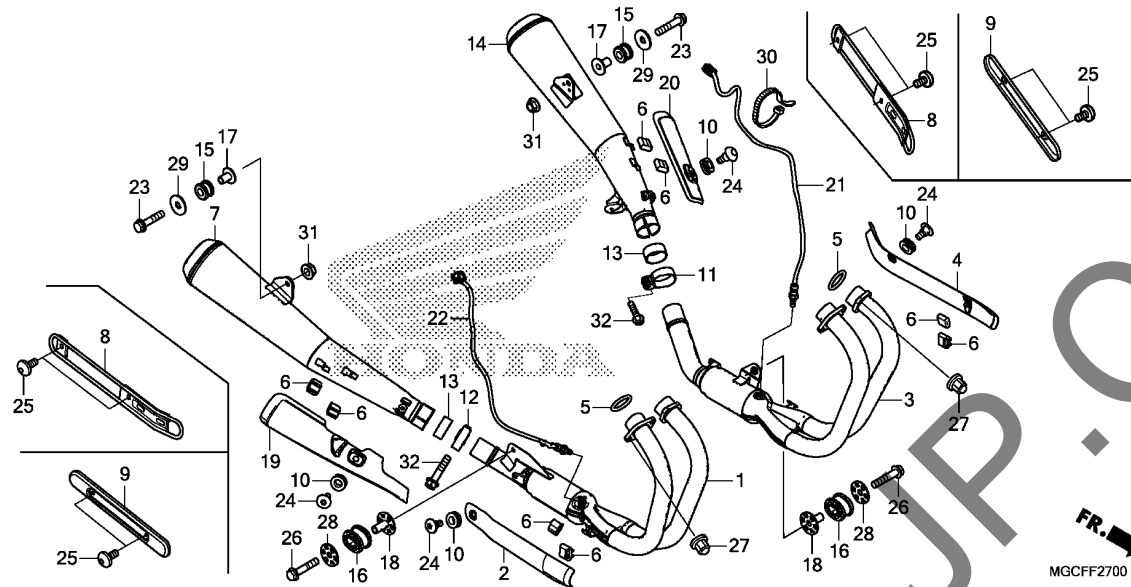


Ref. No.	L.O.N.	(Relative ref. Number) Description	F.R.T.
1	3131A1	PIPE, EXHAUST :RIGHT	0.4
2	3131A8	PROTECTOR, EXHAUST PIPE :RIGHT	0.1
3	3131A0	PIPE, EXHAUST :LEFT	0.3
	3131E3	PIPE, EXHAUST :BOTH	0.7
4	3131A7	PROTECTOR, EXHAUST PIPE :LEFT	0.1
	3131A9	PROTECTOR, EXHAUST PIPE :BOTH	0.1
5	3131P9	GASKET, EXHAUST PIPE :LEFT ...	0.3
	3131Q0	GASKET, EXHAUST PIPE :RIGHT ..	0.4
	3131Q1	GASKET, EXHAUST PIPE :BOTH ...	0.7
7	3131B6	MUFFLER :RIGHT	0.1
8		(9)	
	3131P4	GUARD, PROTECTOR :LEFT	0.1
	3131P3	GUARD, PROTECTOR :RIGHT	0.1
	3131P5	GUARD, PROTECTOR :BOTH	0.1
14	3131B5	MUFFLER :LEFT	0.1
	3131D6	MUFFLER :BOTH	0.2
19	3131A4	PROTECTOR, MUFFLER :RIGHT	0.1
20	3131A3	PROTECTOR, MUFFLER :LEFT	0.1
	3131A5	PROTECTOR, MUFFLER :BOTH	0.1
21	6171B3	SENSOR, OXYGEN :LEFT	0.4
22	6171B4	SENSOR, OXYGEN :RIGHT	0.5
	6171B5	SENSOR, OXYGEN :BOTH	0.9

Ref. No.	Part No.	Description	Reqd. QTY				Serial No.	Parts catalogue code
			CA	NA	NAD	TAD		
			K	K	K	K		
1	18150-MGC-JB1	PIPE COMP., R. EX.	1	1	-	-		
	18150-MGC-NB1	-	1	1	-		
2	18151-MGC-N20	PROTECTOR, R. EX.	1	1	1	1		
3	18250-MGC-JB1	PIPE COMP., L. EX.	1	1	-	-		
	18250-MGC-NB1	-	-	1	1		
4	18251-MGC-N20	PROTECTOR, L. EX.	1	1	1	1		
5	18291-MM5-860	GASKET, EX. PIPE	4	4	4	4		
6	18293-MCA-A20	RUBBER, PROTECTOR PACKING ...	8	8	8	8		
7	18310-MGC-NB1	MUFFLER COMP., R.	1	1	1	1	-----	2CH,2KO,CH,KO
	18310-MGC-JB1	1	1	-	-	-----	2E,2ED,2GS,2RU,E,ED,GS,RU
	18310-MGC-FA1	1	1	-	-	-----	2FO,FO
	18310-MGC-TA1	-	1	-	-	-----	2TH,TH
8	18319-MGC-FA2	PROTECTOR, MUFFLER	2	2	-	-	-----	2FO,FO
9	18319-MGC-TA0	PROTECTOR, MUFFLER	-	2	-	-	-----	2TH,TH
10	18357-MCG-000	RUBBER, PROTECTOR MOUNTING ..	4	4	4	4		
11	18375-413-000	BAND, R. RR. MUFFLER						
		(L. SIDE)	1	1	1	1		
12	18376-413-000	BAND, L. RR. MUFFLER						
		(R. SIDE)	1	1	1	1		
13	18392-MG7-750	PACKING, MUFFLER	2	2	2	2		
14	18410-MGC-NB1	MUFFLER COMP., L.	1	1	1	1	-----	2CH,2KO,CH,KO
	18410-MGC-JB1	1	1	-	-	-----	2E,2ED,2GS,2RU,E,ED,GS,RU
	18410-MGC-FA1	1	1	-	-	-----	2FO,FO
	18410-MGC-TA1	-	1	-	-	-----	2TH,TH
15	18421-MGC-JB0	RUBBER, MUFFLER MOUNTING	2	2	2	2		
16	18422-MFJ-D10	RUBBER, EX. PIPE MOUNTING ...	2	2	2	2		

F-27

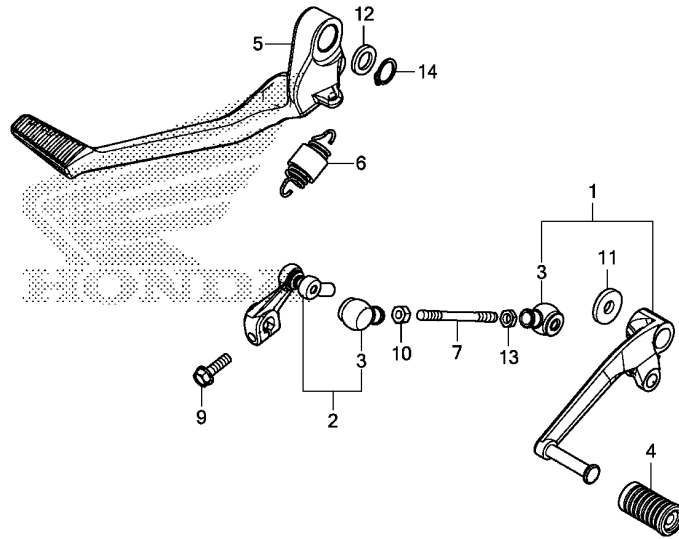
EXHAUST MUFFLER



Ref. No.	Part No.	Description	Reqd. QTY				Serial No.	Parts catalogue code
			CA	NA	NAD	TAD		
17	18422-MGC-JB0	COLLAR, MUFFLER MOUNTING	2	2	2	2		
18	18423-MGC-N20	COLLAR, EX. PIPE MOUNTING	2	2	2	2		
19	18425-MGC-JB1	COVER, R. MUFFLER	1	1	1	1		
20	18525-MGC-JB1	COVER, L. MUFFLER	1	1	1	1		
21	36531-MGC-JB1	SENSOR, OXYGEN(NGK)	1	1	1	1		
22	36531-MGC-N21	SENSOR, OXYGEN(NGK)	1	1	1	1		
23	90107-MCT-000	BOLT, FLANGE, 8X35	2	2	2	2		
24	90114-MCJ-000	SCREW, SPECIAL, 6X14	4	4	4	4		
25	90114-MFP-N00	BOLT, SPECIAL, 5X8	4	4	-	-	----- 2F0,2TH,F0,TH	
26	90122-MM2-000	BOLT, SPECIAL FLANGE, 8X40	2	2	2	2		
27	90304-ME1-670	NUT, CAP, 8MM	8	8	8	8		
28	90501-MGC-N20	WASHER, 8.5X38	2	2	2	2		
29	90504-ME4-000	WASHER, 8.5X26	2	2	2	2		
30	90651-KV6-003	BAND, WIRE, 165MM(BLACK)	1	1	1	1		
31	94050-08040	NUT, FLANGE, 8MM	2	2	2	2		
32	95701-08038-00	BOLT, FLANGE, 8X38	2	2	2	2		

F-29

PEDAL

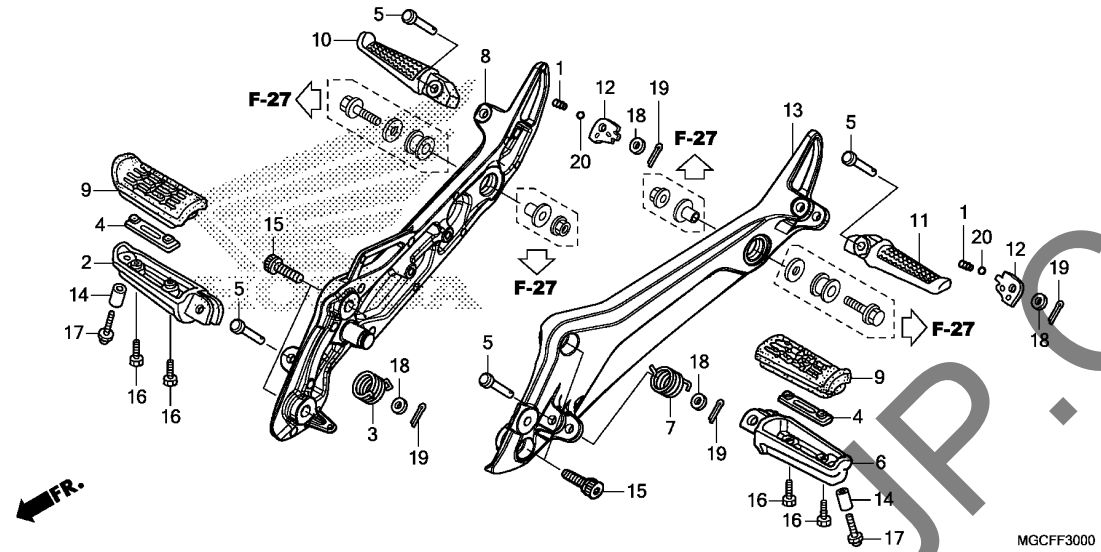


Ref. No.	L.O.N.	(Relative ref. Number) Description	F.R.T.
1	4101A1	PEDAL, GEAR CHANGE	0.1
2	4101A2	ARM, GEAR CHANGE	0.1
5	810160	PEDAL, REAR BRAKE	0.3
7	5101B5	ROD, CHANGE	0.1

Ref. No.	Part No.	Description	Reqd. QTY				Serial No.	Parts catalogue code
			CA	NA	NAD	TAD		
1	24705-MEJ-B00	PEDAL COMP., CHANGE	1	1	1	1		
2	24710-MGC-000	ARM COMP., CHANGE	1	1	1	1		
3	24724-422-000	COVER, DUST	2	2	2	2		
4	24781-KR3-770	RUBBER, GEAR CHANGE PEDAL ...	1	1	1	1		
5	46500-MGC-JB0	PEDAL COMP., RR. BRAKE	1	1	1	1		
6	46511-KZ4-J00	SPRING ASSY., RR. BRAKE RETURN	1	1	1	1		
7	90101-MGR-670	BOLT, TIE ROD	1	1	1	1		
8	90115-MBR-J10	BOLT, CHANGE PIVOT	1	1	1	1		
9	90118-KY1-000	BOLT, FLANGE, 6X20	1	1	1	1		
10	90201-KV3-700	NUT B, TIE ROD (LEFT HAND THREAD)	1	1	1	1		
11	90426-355-000	WASHER, ROTOR SETTING	1	1	1	1		
12	90557-230-000	WASHER, 15.2X25	1	1	1	1		
13	94002-06020-0S	NUT, HEX., 6MM	1	1	1	1		
14	94511-15000	CIRCLIP, EXTERNAL, 15MM	1	1	1	1		

F-30

STEP



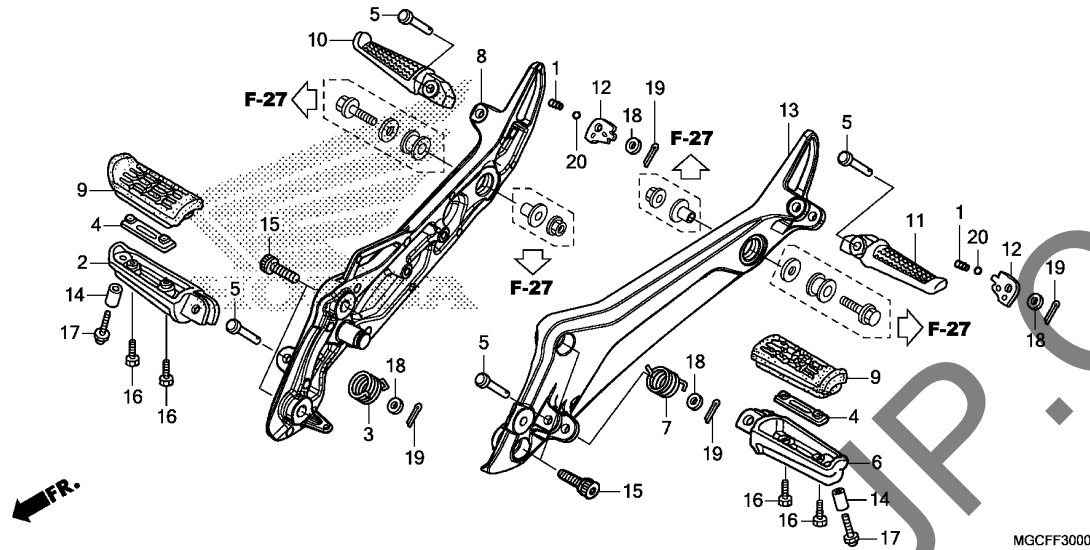
Ref. No.	L.O.N.	(Relative ref. Number) Description	F.R.T.
2	4101C6	BAR, MAIN STEP :RIGHT	0.2
6	4101C5	BAR, MAIN STEP :LEFT	0.2
	4101J1	BAR, MAIN STEP :BOTH	0.4
8	4101N2	HOLDER, STEP :RIGHT	0.4
9	4101D3	RUBBER, STEP :LEFT	0.1
	4101D4	RUBBER, STEP :RIGHT	0.1
	4101L8	RUBBER, STEP :BOTH	0.2
10	4101C8	BAR, PILLION STEP :RIGHT	0.1
11	4101C7	BAR, PILLION STEP :LEFT	0.1
	4101P4	BAR, PILLION STEP :BOTH	0.2
13	4101N1	HOLDER, STEP :LEFT	0.3
	4101N6	HOLDER, STEP :BOTH	0.7

3

Ref. No.	Part No.	Description	Reqd. QTY				Serial No.	Parts catalogue code
			CA	NA	NAD	TAD		
1	28333-300-000	SPRING, KICK STARTER STOPPER	2	2	2	2		
2	50612-MM5-000	ARM, R. STEP	1	1	1	1		
3	50617-MM5-000	SPRING, R. STEP RETURN	1	1	1	1		
4	50619-MM5-000	PLATE, STEP SETTING	2	2	2	2		
5	50639-MLO-010	PIN, STEP BAR	4	4	4	4		
6	50642-MM5-000	ARM, L. STEP	1	1	1	1		
7	50644-MM5-000	SPRING, L. STEP RETURN	1	1	1	1		
8	50650-MGC-JPO	HOLDER, R. STEP	1	-	1	-	2CH,E,ED,FO,GS,KO,RU	
	50650-MGC-JBO		-	1	1	-	CH,FO,KO,TH	
	50650-MGC-JPO		-	1	-	-	2E,2ED,2FO,2GS,2KO,2RU,2TH	
	50650-MGC-DAO		-	1	-	-	E,ED,GS,RU	
	50650-MGC-JPO		-	-	-	1		
9	50661-MV9-000	RUBBER, STEP	2	2	2	2		
10	50711-MGS-D30	ARM, R. PILLION STEP	1	1	1	1		
11	50712-MGS-D30	ARM, L. PILLION STEP	1	1	1	1		
12	50718-MN8-000	PLATE, PILLION STEP CLICK	2	2	2	2		
13	50750-MGC-JPO	HOLDER, L. STEP	1	-	1	-	2CH,E,ED,FO,GS,KO,RU	
	50750-MGC-JBO		-	1	1	-	CH,FO,KO,TH	
	50750-MGC-JPO		-	1	-	-	2E,2ED,2FO,2GS,2KO,2RU,2TH	
	50750-MGC-DAO		-	1	-	-	E,ED,GS,RU	
	50750-MGC-JPO		-	-	-	1		
14	51486-KV3-950	COLLAR, STEP LOWER	2	2	2	2		
15	90112-MBR-J10	BOLT, SOCKET, 8X34	4	4	4	4		
16	90115-MV9-000	BOLT, MAIN STEP RUBBER SETTING	4	4	4	4		
17	92501-08035-OA	BOLT, CAP, 8X35	2	2	2	2		
18	94102-08000	WASHER, PLAIN, 8MM	4	4	4	4		

F-30

STEP

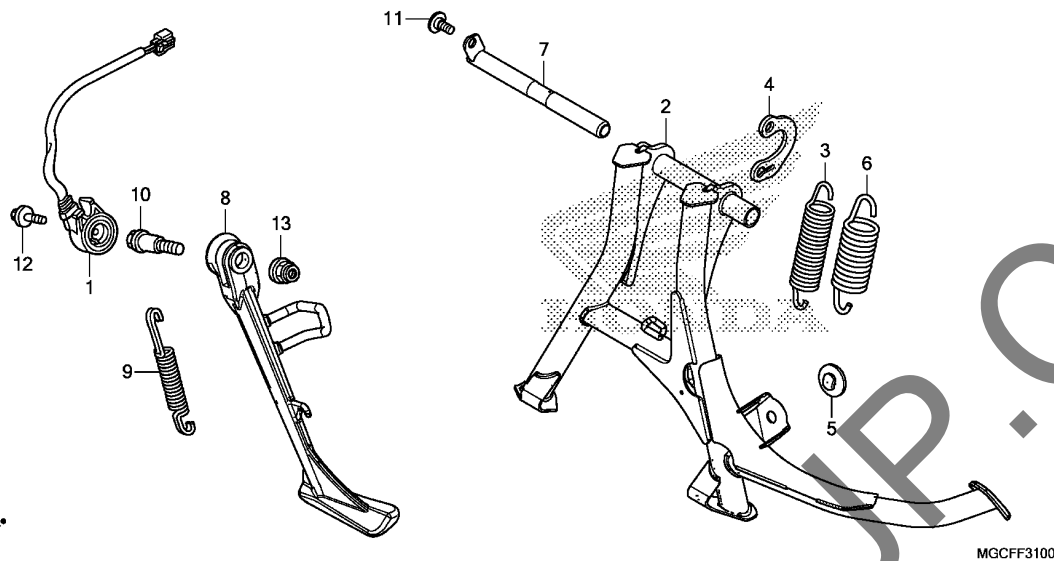


Ref. No.	Part No.	Description	Reqd. QTY				Serial No.	Parts catalogue code
			CA	NA	NAD	TAD		
19	94201-20150	PIN, SPLIT, 2.0X15	4	4	4	4		
20	96211-08000	BALL, STEEL, #8(1/4)	2	2	2	2		

3

F-31

STAND



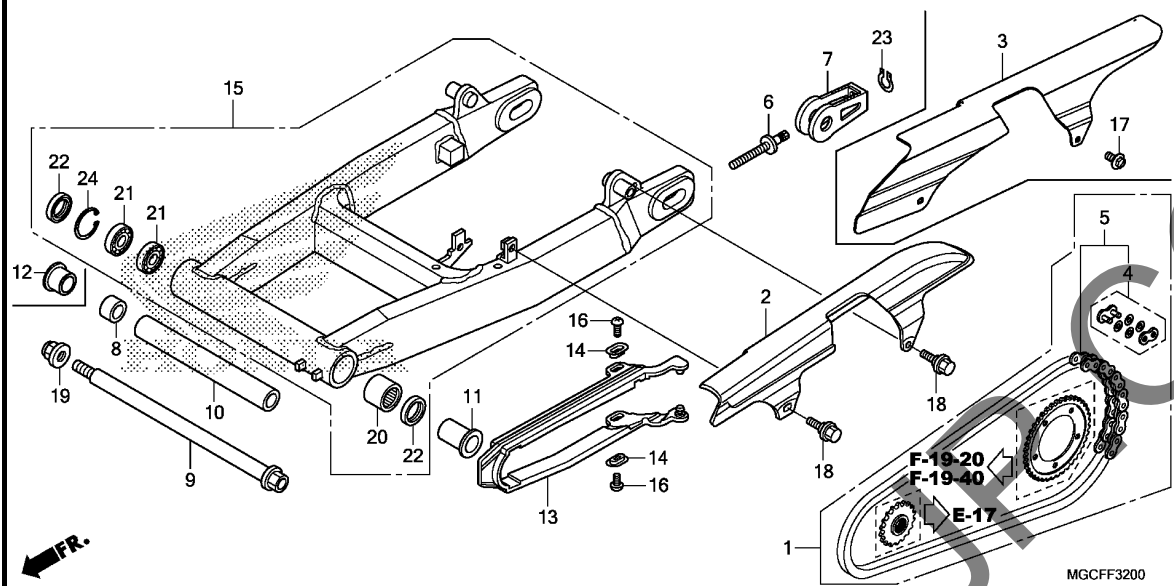
Ref. No.	L.O.N.	(Relative ref. Number) Description	F.R.T.
1	615195	SWITCH, SIDE STAND	0.4
2		(7) STAND, MAIN	0.5
6	410175	(3) SPRING, MAIN STAND	0.3
8	410176	.NOTE: Same time for two units BAR, SIDE STAND	0.2
9	410180	SPRING, SIDE STAND	0.1

3

Ref. No.	Part No.	Description	Reqd. QTY				Serial No.	Parts catalogue code
			CA	NA	NAD	TAD		
1	35700-MGC-N21	SWITCH ASSY., SIDE STAND	1	1	1	1		
2	50500-MGC-JB0	STAND COMP., MAIN	1	1	1	1		
3	50520-MGC-N20	SUB SPRING, MAIN STAND	1	1	1	1		
4	50523-MGC-N20	PLATE, MAIN STAND SPRING	1	1	1	1		
5	50524-MFP-N00	RUBBER, STAND STOPPER	1	1	1	1		
6	50525-MGC-N20	SPRING, MAIN STAND	1	1	1	1		
7	50526-MGC-N20	PIPE, MAIN STAND PIVOT	1	1	1	1		
8	50530-MGC-JB1	BAR COMP., SIDE STAND	1	1	-	-		
	50530-MGC-N21	-	-	1	1		
9	50540-MFL-000	SPRING, SIDE STAND	1	1	1	1		
10	90108-MK6-670	BOLT, SIDE STAND PIVOT	1	1	1	1		
11	90109-MEJ-000	BOLT, SPECIAL, 6MM	1	1	1	1		
12	90147-MCE-950	BOLT, SPECIAL, 6X16	1	1	1	1		
13	90203-MF9-710	NUT, SIDE STAND	1	1	1	1		

F-32

SWINGARM(CB1100CA/TAD)



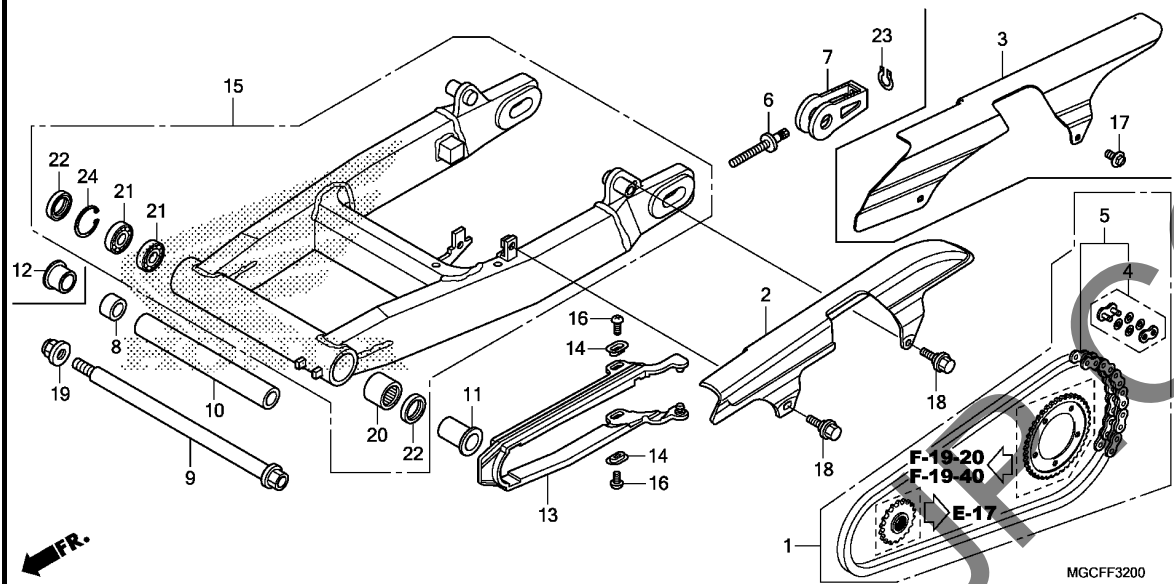
Ref. No.	L.O.N.	(Relative ref. Number) Description	F.R.T.
1	2131G4	CHAIN KIT, DRIVE	1.2
2	(3)		
	410195	CASE, DRIVE CHAIN	0.1
5	213165	CHAIN, DRIVE	0.5
13	4101E5	SLIDER, CHAIN	0.4
15	5121B0	SWINGARM ASSEMBLY	1.0
20	5121C8	BEARING, SWINGARM PIVOT :LEFT	1.2
21	5121C9	BEARING, SWINGARM PIVOT :RIGHT	1.1
		.NOTE: Same time for two units	
	5121D0	BEARING, SWINGARM PIVOT :BOTH	1.2

Ref. No.	Part No.	Description	Reqd. QTY				Serial No.	Parts catalogue code
			CA	NA	NAD	TAD		
1	06406-MGC-D40	CHAIN KIT, DRIVE	1	-	-	-	E,ED	
2	40510-MGC-000	CASE, DRIVE CHAIN	1	-	-	1		
3	40510-MGC-JB0	CASE, DRIVE CHAIN	1	-	-	1		
4	40531-MFL-005	JOINT, DRIVE CHAIN(RK EXCEL)	1	-	-	1		
	40541-MFL-003	JOINT, DRIVE CHAIN(DAIDO)	1	-	-	1		
5	40540-MFL-003	CHAIN, DRIVE(DID50VA11-120ZB)	1	-	-	1		
		(DAIDO)	1	-	-	1		
	40540-MFL-005	CHAIN, DRIVE(RK50HE0Z6-120L)	1	-	-	1		
		(RK EXCEL)	1	-	-	1		
		(STANDARD LINK 110L)	1	-	-	1		
6	40542-MGC-N20	BOLT, CHAIN ADJUSTING	2	-	-	2		
7	40543-MGC-N20	ADJUSTER, CHAIN	2	-	-	2		
8	44312-MCE-950	COLLAR, L. FR. WHEEL SIDE	-	-	-	1		
		(RIGHT HAND SIDE)	-	-	-	1		
9	52101-MGC-JB0	BOLT, SWINGARM PIVOT	1	-	-	-		
	52101-MGC-000	-	-	-	1		
10	52102-MGC-D30	COLLAR, SWINGARM PIVOT	1	-	-	1		
11	52106-MGC-D30	COLLAR B, PIVOT	1	-	-	1		
12	52142-MGC-JB0	COLLAR, R. PIVOT DISTANCE	1	-	-	-		
13	52170-MGC-000	SLIDER, CHAIN	1	-	-	1		
14	52171-KR6-000	WASHER, CHAIN SLIDER	2	-	-	2		
15	52200-MGC-JB0	SWINGARM SUB ASSY., RR.	1	-	-	-		
	52200-MGC-JS0	-	-	-	1		
16	90104-ML7-920	SCREW, PAN, 5X10	2	-	-	2		



F-32

SWINGARM(CB1100CA/TAD)

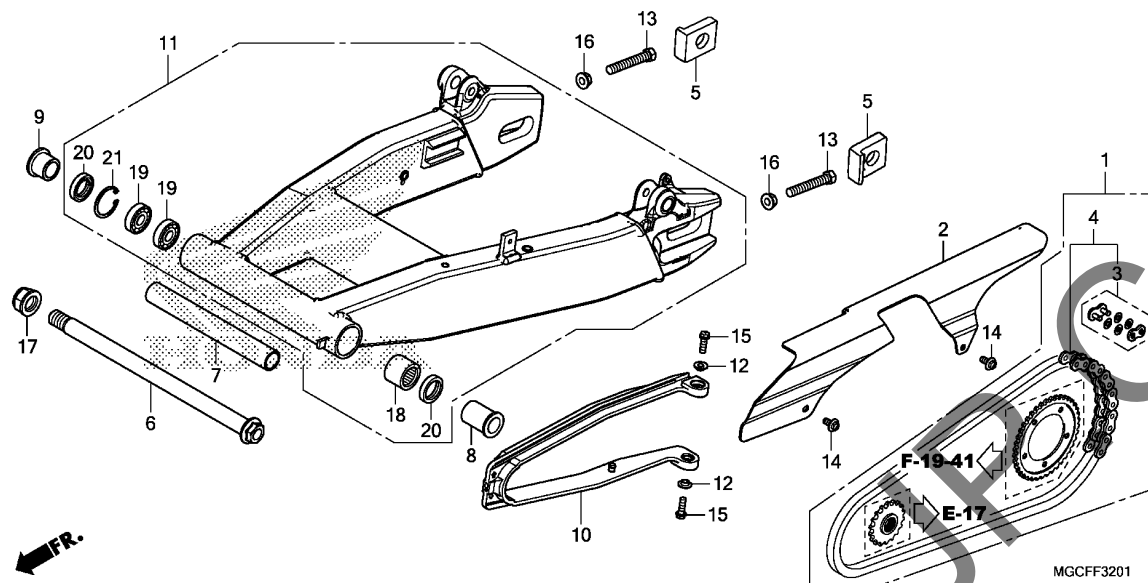


Ref. No.	Part No.	Description	Reqd. QTY				Serial No.	Parts catalogue code
			CA	NA	NAD	TAD		
17	90105-MGC-JB0	BOLT, FLANGE, 6X12	2	-	-	-		
18	90111-187-000	BOLT, FLANGE, 6MM	-	-	-	2		
19	90305-MB4-003	NUT, U, 18MM	1	-	-	1		
20	91071-MR7-003	BEARING, NEEDLE	1	-	-	1		
21	91072-MR7-003	BEARING, RADIAL BALL, 20X37X9	2	-	-	2		
22	91202-MR7-003	DUST SEAL, 28X37X4	2	-	-	2		
23	94511-10000	CIRCLIP, EXTERNAL, 10MM	2	-	-	2		
24	94520-37000	CIRCLIP, INTERNAL, 37MM	1	-	-	1		

3

F-32-1

SWINGARM(CB1100NA/NAD)

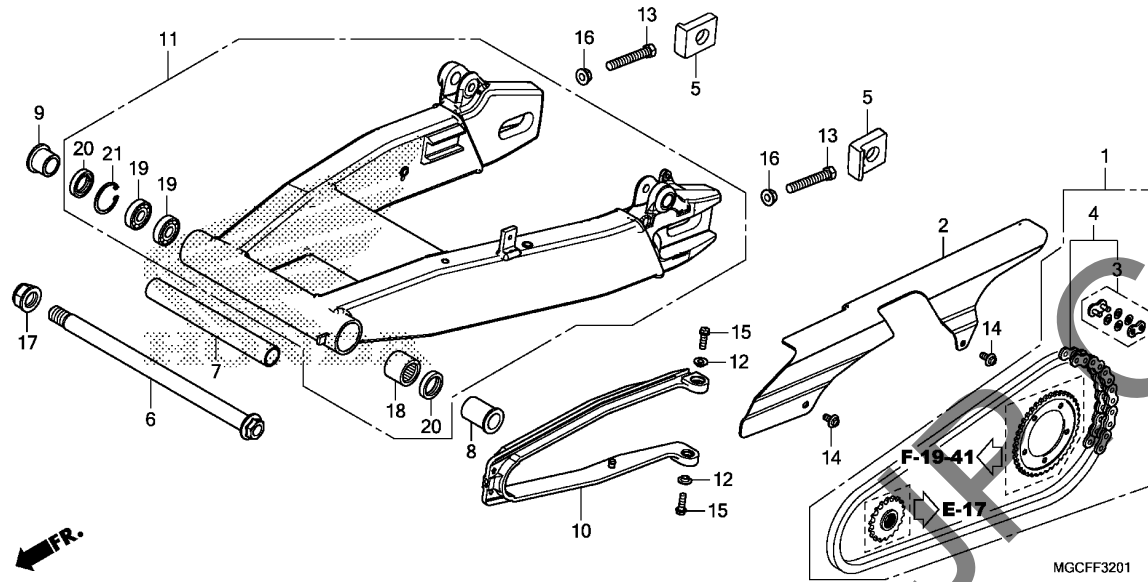


Ref. No.	L.O.N.	(Relative ref. Number) Description	F.R.T.
1	2131G4	CHAIN KIT, DRIVE	1.2
2	410195	CASE, DRIVE CHAIN	0.1
4	213165	CHAIN, DRIVE	0.5
10	4101E5	SLIDER, CHAIN	0.4
11	5121B0	SWINGARM ASSEMBLY	1.0
18	5121C8	BEARING, SWINGARM PIVOT :LEFT	1.2
19	5121C9	BEARING, SWINGARM PIVOT :RIGHT	1.1
		.NOTE: Same time for two units	
	5121D0	BEARING, SWINGARM PIVOT :BOTH	1.2

Ref. No.	Part No.	Description	Reqd. QTY				Serial No.	Parts catalogue code
			CA	NA	NAD	TAD		
1	06406-MGC-D40	CHAIN KIT, DRIVE	-	1	-	-	----- 2E,2ED,E,ED	
		(STANDARD LINK 110L)	-	1	-	-	----- 2CH,2E,2ED,2FO,2GS,2KO,2RU,2TH	
2	40510-MGC-JP0	CASE, DRIVE CHAIN	-	1	-	-	----- CH,E,ED,FO,GS,KO,RU,TH	
	40510-MGC-JD0	-	1	-	-	-----	
3	40531-MFL-005	JOINT, DRIVE CHAIN(RK EXCEL)	-	1	-	-		
	40541-MFL-003	JOINT, DRIVE CHAIN(DAIDO)	-	1	-	-		
4	40540-MFL-003	CHAIN, DRIVE(DID50VA11-120ZB)	-	1	-	-		
		(DAIDO)	-	1	-	-		
		(STANDARD LINK 110L)	-	1	-	-		
	40540-MFL-005	CHAIN, DRIVE(RK50HEQZ6-120L)	-	1	-	-		
		(RK EXCEL)	-	1	-	-		
		(STANDARD LINK 110L)	-	1	-	-		
5	42306-MEJ-000	COLLAR, RR. AXLE	-	2	-	-		
6	52101-MGC-JB0	BOLT, SWINGARM PIVOT	-	1	-	-		
7	52102-MGC-D30	COLLAR, SWINGARM PIVOT	-	1	-	-		
8	52106-MGC-D30	COLLAR B, PIVOT	-	1	-	-		
9	52142-MGC-JB0	COLLAR, R. PIVOT DISTANCE ..	-	1	-	-		
10	52170-MEJ-000	SLIDER, CHAIN	-	1	-	-		
11	52200-MGC-JP0	SWINGARM SUB ASSY., RR.	-	1	-	-	----- 2CH,2E,2ED,2FO,2GS,2KO,2RU,2TH	
	52200-MGC-JD0	-	1	-	-	----- CH,E,ED,FO,GS,KO,RU,TH	
12	81312-GJ5-000	COLLAR	-	2	-	-		
13	90101-MEJ-000	BOLT, HEX., 10X65	-	2	-	-		
14	90105-MGC-JB0	BOLT, FLANGE, 6X12	-	2	-	-		
15	90105-MY9-000	BOLT, FLANGE, 6X18	-	2	-	-		
16	90301-MBR-J10	NUT, FLANGE, 10MM	-	2	-	-		
17	90305-MB4-003	NUT, U, 18MM	-	1	-	-		

F-32-1

SWINGARM(CB1100NA/NAD)



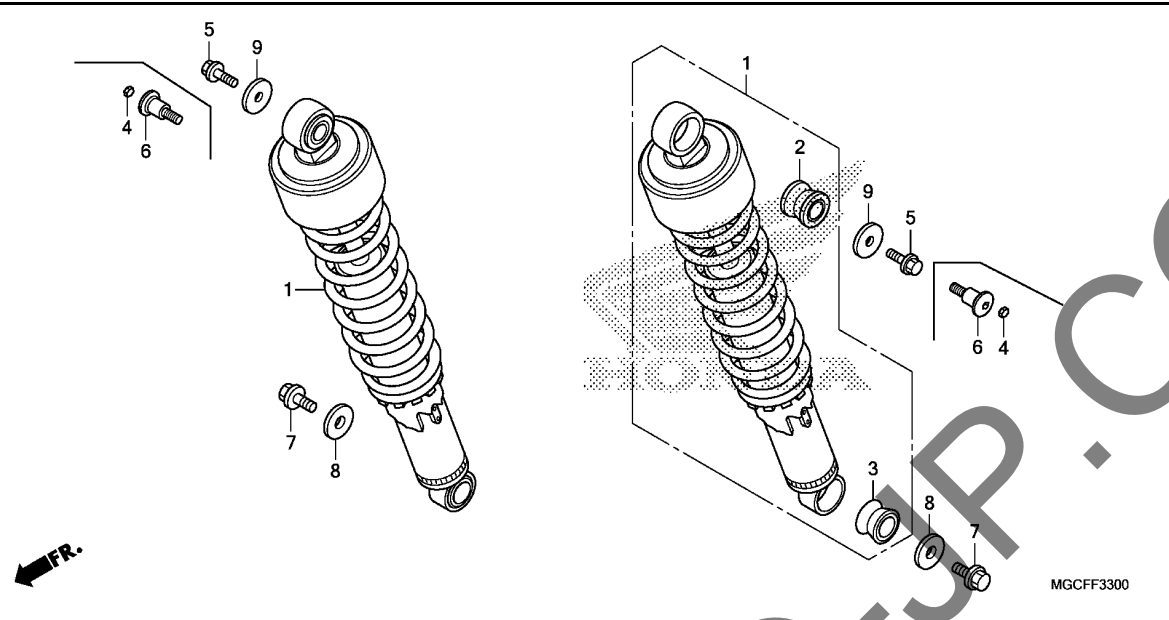
Ref. No.	Part No.	Description	Reqd. QTY				Serial No.	Parts catalogue code
			CA	NA	NAD	TAD		
18	91071-MR7-003	BEARING, NEEDLE	-	1	1	-		
19	91072-MR7-003	BEARING, RADIAL BALL, 20X37X9	-	2	2	-		
20	91202-MR7-003	DUST SEAL, 28X37X4	-	2	2	-		
21	94520-37000	CIRCLIP, INTERNAL, 37MM	-	1	1	-		

3

YUMBO.COM

F-33

REAR CUSHION(CB1100CA/TAD)

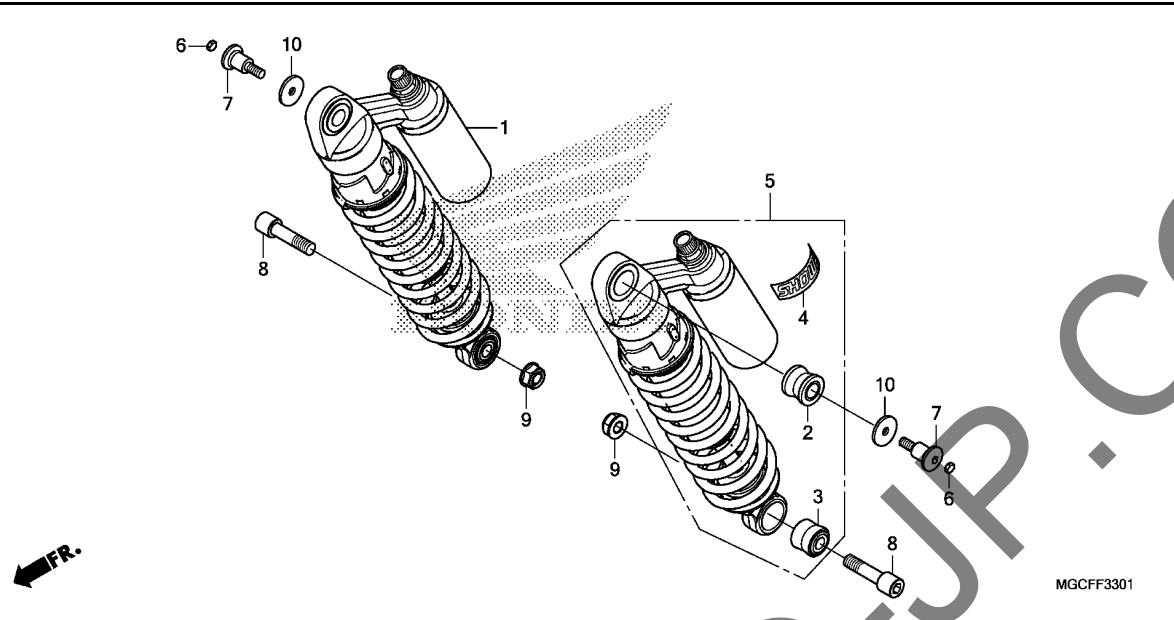


Ref. No.	L.O.N.	(Relative ref. Number) Description	F.R.T.
1	5121B6	CUSHION ASSY., REAR :LEFT	0.1
	5121B6C	.Remove exhaust muffler add ..	0.1
	5121B7	CUSHION ASSY., REAR :RIGHT ...	0.1
	5121B7C	.Remove exhaust muffler add ..	0.1
	5121B8	CUSHION ASSY., REAR :BOTH	0.2
	5121B8C	.Remove exhaust muffler add ..	0.1

Ref. No.	Part No.	Description	Reqd. QTY				Serial No.	Parts catalogue code
			CA	NA	NAD	TAD		
			K	K	K	K		
1	52400-MGC-JB1	CUSHION ASSY., RR.(SHOWA) ...	2	-	-	-		
	52400-MGC-N01	-	-	-	2		
2	52487-MZ1-003	BUSH A, DAMPER	2	-	-	2		
3	52489-HN0-671	BUSH, RUBBER UPPER	-	-	-	-		
		(LOWER)	2	-	-	2		
4	90005-MAH-000	PLUG, HEX., 5MM	2	-	-	-		
5	90016-MN5-000	BOLT, FLANGE, 6X14	-	-	-	2		
6	90116-MGC-JB0	BOLT, SPECIAL, 6MM	2	-	-	-		
7	90125-KR3-000	BOLT, SPECIAL FLANGE, 8X12	2	-	-	2		
8	90504-ME4-000	WASHER, 8.5X26	2	-	-	2		
9	90563-ZV4-000	WASHER, PLAIN, 6MM	2	-	-	2		

F-33-1

REAR CUSHION(CB1100NA/NAD)



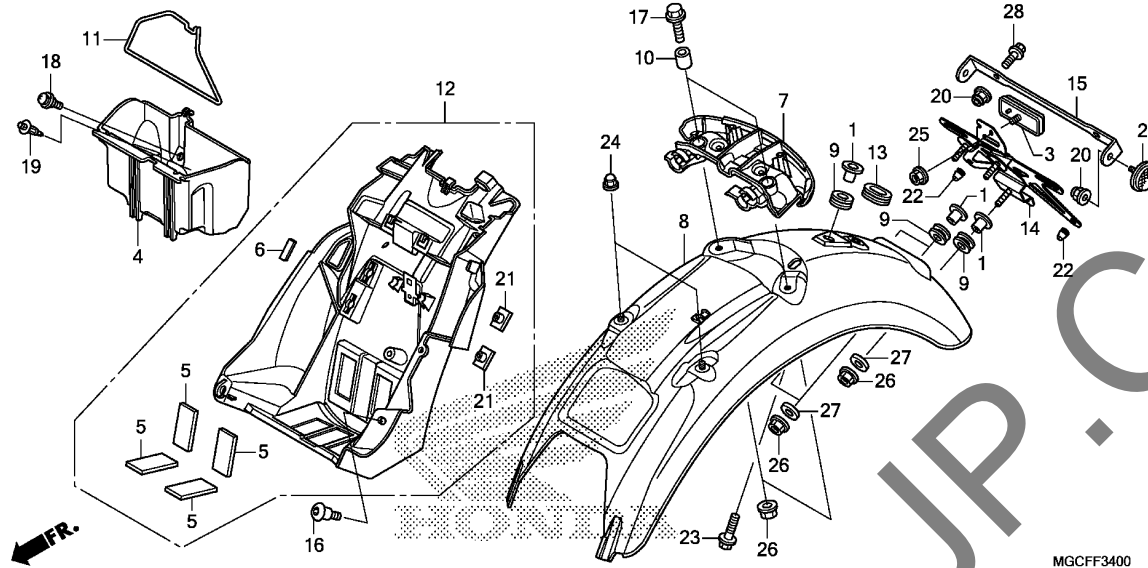
Ref. No.	L.O.N.	(Relative ref. Number) Description	F.R.T.
1	5121B7	CUSHION ASSY., REAR :RIGHT ...	0.1
	5121B7C	.Remove exhaust muffler add ..	0.1
5	5121B6	CUSHION ASSY., REAR :LEFT	0.1
	5121B6C	.Remove exhaust muffler add ..	0.1
	5121B8	CUSHION ASSY., REAR :BOTH	0.2
	5121B8C	.Remove exhaust muffler add ..	0.1

3

Ref. No.	Part No.	Description	Reqd. QTY				Serial No.	Parts catalogue code
			CA	NA	NAD	TAD		
			K	K	K	K		
1	52400-MGC-JT1	CUSHION ASSY., R. RR.(SHOWA)	-	1	1	-	-----	2CH,2E,2ED,2FO,2GS,2KO,2RU,2TH
	52400-MGC-JR1	-	1	1	-	-----	CH,E,ED,FO,GS,KO,RU,TH
2	52487-MZ1-003	BUSH A, DAMPER	-	2	2	-	-----	
3	52488-MEJ-671	BUSH B, DAMPER	-	2	2	-	-----	
4	52497-MEE-003	MARK, SHOWA	-	2	2	-	-----	
5	52500-MGC-JT1	CUSHION ASSY., L. RR.(SHOWA)	-	1	1	-	-----	2CH,2E,2ED,2FO,2GS,2KO,2RU,2TH
	52500-MGC-JR1	-	1	1	-	-----	CH,E,ED,FO,GS,KO,RU,TH
6	90005-MAH-000	PLUG, HEX., 5MM	-	2	2	-	-----	
7	90116-MGC-JB0	BOLT, SPECIAL, 6MM	-	2	2	-	-----	
8	90131-MEJ-000	BOLT, SOCKET, 10X40	-	2	2	-	-----	
9	90304-GE8-003	NUT, U, 10MM(FUSE RASHI)	-	2	2	-	-----	
10	90563-ZV4-000	WASHER, PLAIN, 6MM	-	2	2	-	-----	

F-34

REAR FENDER(CB1100TAD)

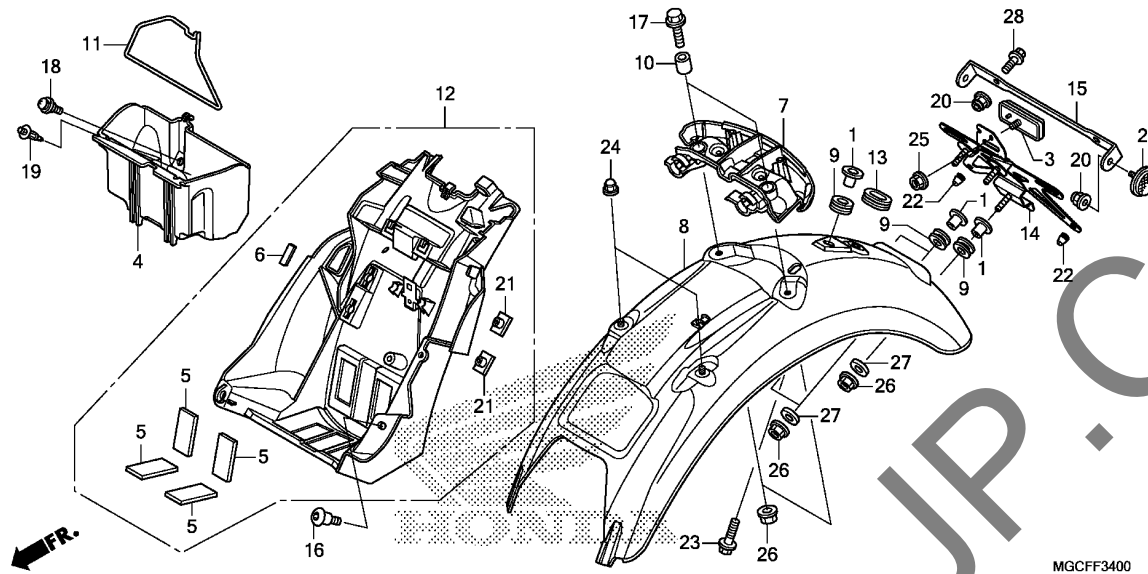


Ref. No.	L.O.N.	(Relative ref. Number) Description	F.R.T.
4	6101A1	COVER, BATTERY	0.1
8	(7)		
	413105	FENDER A, REAR	0.2
12	413110	FENDER B, REAR	0.6

Ref. No.	Part No.	Description	Reqd. QTY				Serial No.	Parts catalogue code
			CA	NA	NAD	TAD		
1	17626-KA4-700	COLLAR, FUEL TANK SETTING	-	-	-	4		
2	33741-KSH-901	REFLECTOR, FR. REFLEX(AMBER) (FOR RR.)	-	-	-	2		
3	33742-KVJ-911	REFLECTOR, RR. REFLEX	-	-	-	1		
4	50320-MGC-NB1	COVER ASSY., BATTERY	-	-	-	1		
5	50384-045-670	CUSHION A, BATTERY	-	-	-	4		
6	64121-MBG-000	RUBBER, PROTECTOR	-	-	-	1		
7	77210-MGC-000	COVER, SEAT LOCK	-	-	-	1		
8	80100-MGC-H40	FENDER COMP. A, RR.	-	-	-	1		
9	80101-310-000	RUBBER, RR. FENDER CUSHION	-	-	-	4		
10	80102-MGC-D30	COLLAR A, RR. FENDER	-	-	-	2		
11	80123-GN5-900	BAND, TOOL	-	-	-	1		
12	80200-MGC-N21	FENDER COMP. B, RR.	-	-	-	1		
13	83551-240-300	GROMMET, AIR CLEANER CASE	-	-	-	1		
14	84701-MGC-DA0	BRACKET, NUMBER PLATE	-	-	-	1		
15	84702-MJF-H10	BRACKET, RR. REFLECTOR	-	-	-	1		
16	90106-MM4-000	SCREW, PAN, 6X14	-	-	-	2		
17	90109-MGC-JD0	BOLT, FLANGE, 6X35	-	-	-	2		
18	90113-GS6-010	SCREW, PAN, 6MM	-	-	-	1		
19	90116-SPO-003	CLIP, BUMPER SEAL	-	-	-	1		
20	90301-473-003	NUT, U, 6MM(FUSE RASHI)	-	-	-	4		
21	90301-MGC-JB1	NUT, SPECIAL, 6MM	-	-	-	2		
22	90899-422-610	PLUG, CONE TYPE	-	-	-	2		
23	93404-06030-07	BOLT-WASHER, 6X30	-	-	-	1		
24	94021-06070-0S	NUT, CAP, 6MM	-	-	-	2		

F-34

REAR FENDER(CB1100TAD)

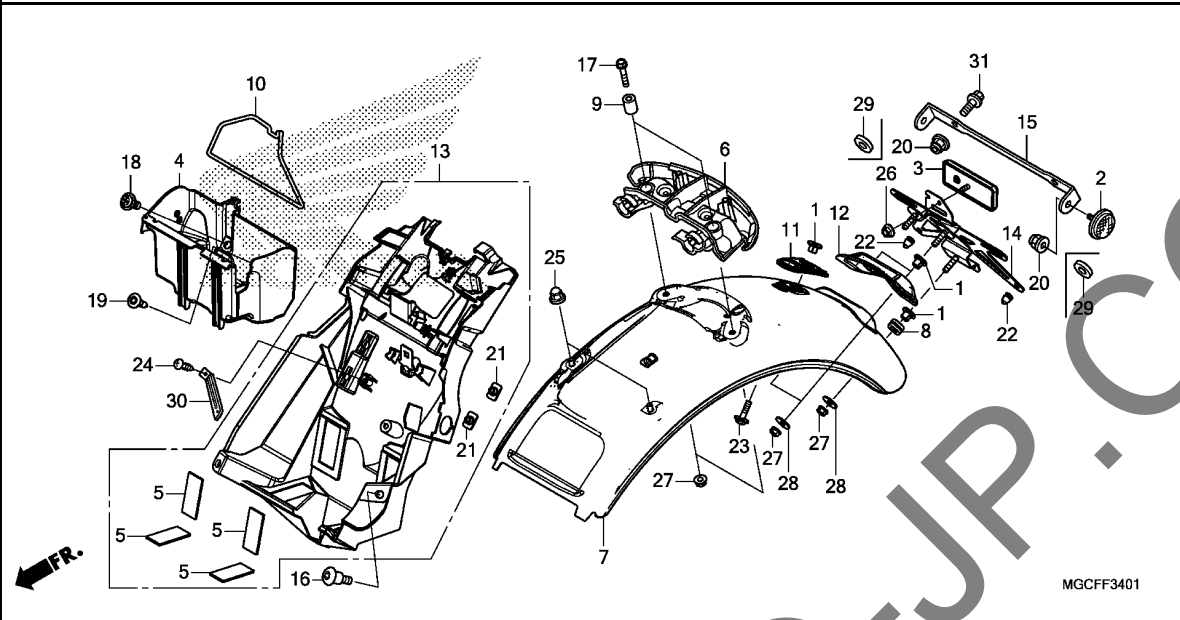


Ref. No.	Part No.	Description	Reqd. QTY				Serial No.	Parts catalogue code
			CA	NA	NAD	TAD		
25	94050-05070	NUT, FLANGE, 5MM	-	-	-	1		
26	94050-06070	NUT, FLANGE, 6MM	-	-	-	5		
27	94103-06700	WASHER, PLAIN, 6MM	-	-	-	3		
28	95701-06016-07	BOLT, FLANGE, 6X16	-	-	-	2		

3

F-34-1

REAR FENDER(CB1100CA/NA/NAD)

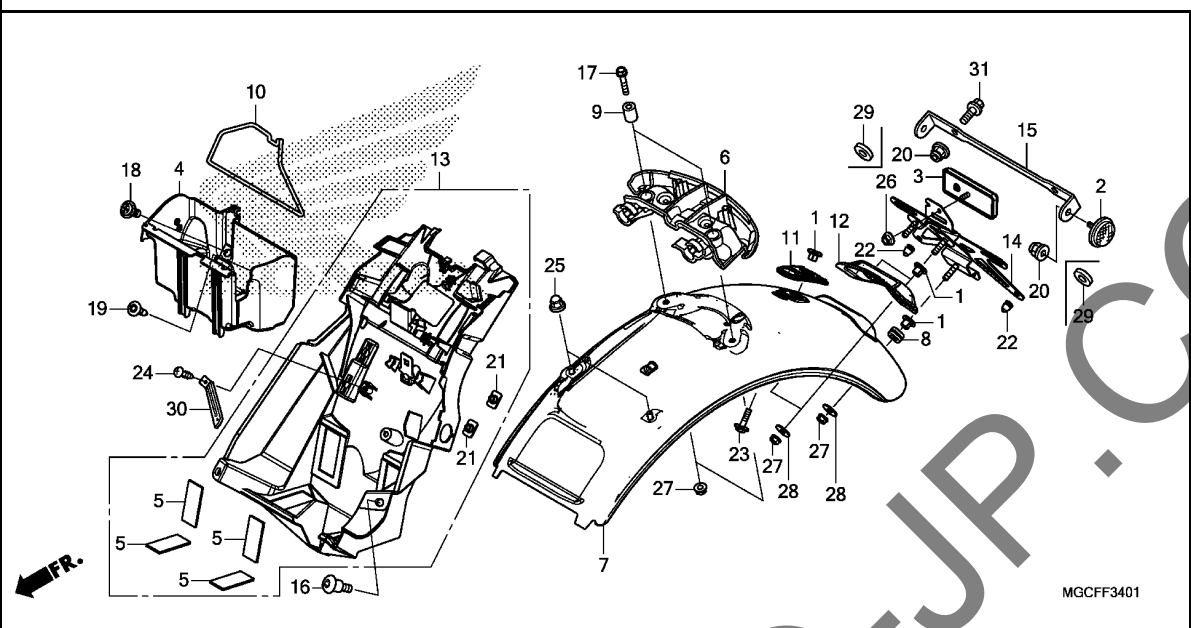


Ref. No.	L.O.N.	(Relative ref. Number) Description	F.R.T.
4	6101A1	COVER, BATTERY	0.1
7		(6)	
	413105	FENDER A, REAR	0.2
13	413110	FENDER B, REAR	0.6

Ref. No.	Part No.	Description	Reqd. QTY				Serial No.	Parts catalogue code
			CA	NA	NAD	TAD		
1	17626-KA4-700	COLLAR, FUEL TANK SETTING	4	4	4	-		
2	33741-KSH-901	REFLECTOR, FR. REFLEX(AMBER) (FOR RR.)	-	-	2	-		
3	33741-MS6-921	REFLECTOR, REFLEX(STANLEY)	1	1	-	-		
	33742-KVJ-911	REFLECTOR, RR. REFLEX	-	-	1	-		
4	50330-MGC-000	COVER, BATTERY	1	1	-	-		
	50320-MGC-NB1	COVER ASSY., BATTERY	-	-	1	-		
5	50384-045-670	CUSHION A, BATTERY	4	4	4	-		
6	77210-MGC-000	COVER, SEAT LOCK	1	1	1	-		
7	80100-MGC-JQ0ZA	FENDER COMP. A, RR.	1	-	-	-		
	*R381C*CANDY CHROMOSPHERE RED		1	-	-	-		
	80100-MGC-JQ0ZB	*PB409P*..PEARL HAWKSEYE BLUE	1	-	-	-		FO,KO,RU
	80100-MGC-JD0		-	1	1	-		
8	80101-310-000	RUBBER, RR. FENDER CUSHION	1	1	1	-		
9	80102-MGC-D30	COLLAR A, RR. FENDER	2	2	2	-		
10	80123-GN5-900	BAND, TOOL	1	1	1	-		
11	80130-MGC-JB0	RUBBER A, RR. FENDER	1	1	1	-		
12	80140-MGC-JB0	RUBBER B, RR. FENDER	1	1	1	-		
13	80200-MGC-JB0	FENDER COMP. B, RR.	1	1	1	-		
14	84701-MGC-DA0	BRACKET, NUMBER PLATE	1	1	1	-		
15	84702-MJF-H10	BRACKET, RR. REFLECTOR	-	-	1	-		
16	90106-MM4-000	SCREW, PAN, 6X14	2	2	2	-		
17	90109-MGC-JB0	BOLT, FLANGE, 6X35	2	-	-	-		
	90109-MGC-JD0		-	2	2	-		
18	90113-GS6-010	SCREW, PAN, 6MM	1	1	1	-		
19	90116-SPO-003	CLIP, BUMPER SEAL	1	1	1	-		

F-34-1

REAR FENDER(CB1100CA/NA/NAD)



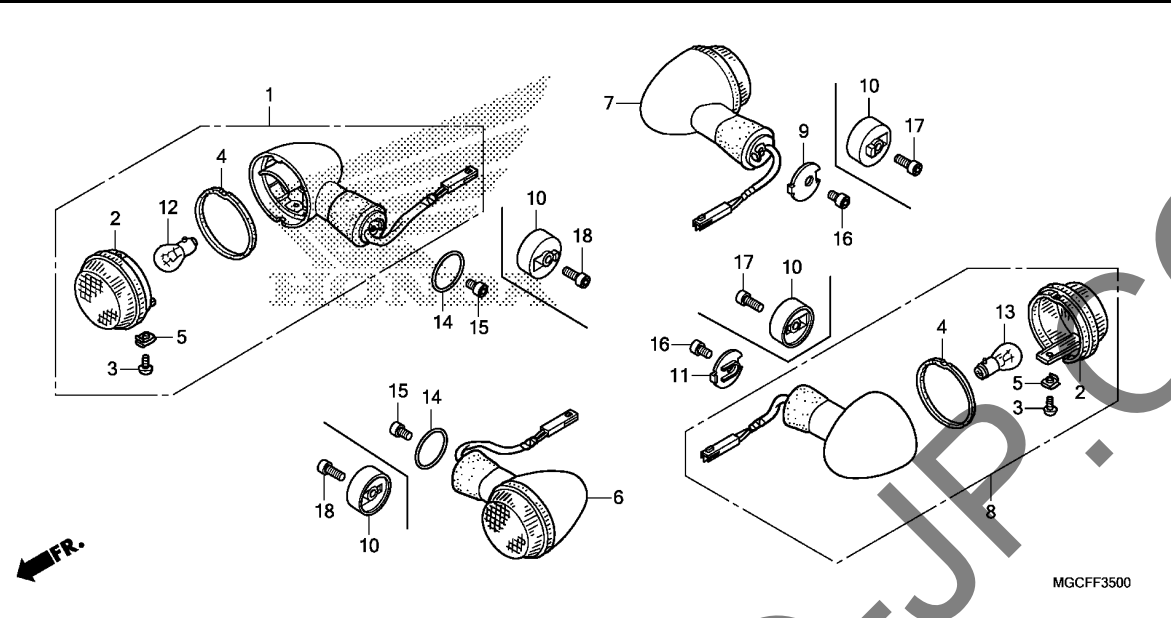
MGCFF3401

Ref. No.	Part No.	Description	Reqd. QTY				Serial No.	Parts catalogue code
			CA	NA	NAD	TAD		
			K	K	K	K		
20	90301-473-003	NUT, U, 6MM(FUSE RASHI)	-	-	4	-		
21	90301-MGC-JB1	NUT, SPECIAL, 6MM	2	2	2	-		
22	90899-422-610	PLUG, CONE TYPE	2	2	2	-	2CH,2F0,2K0,CH,F0,K0	
23	93404-06025-08	BOLT-WASHER, 6X25	1	-	-	-		
	93404-06025-07		-	1	1	-		
24	93903-14380	SCREW, TAPPING, 4X12	1	1	1	-		
25	94021-06070-0S	NUT, CAP, 6MM	2	2	2	-		
26	94050-05070	NUT, FLANGE, 5MM	1	1	1	-		
27	94050-06080	NUT, FLANGE, 6MM	5	-	-	-		
	94050-06070		-	5	5	-		
28	94103-06800	WASHER, PLAIN, 6MM	3	-	-	-		
	94103-06700		-	3	3	-		
29	94103-06800	WASHER, PLAIN, 6MM	2	2	-	-	2F0,F0	
30	94591-49000	CLIP, 4X90	1	1	1	-		
31	95701-06016-07	BOLT, FLANGE, 6X16	-	-	2	-		

3

F-35

WINKER(CB1100CA/TAD)

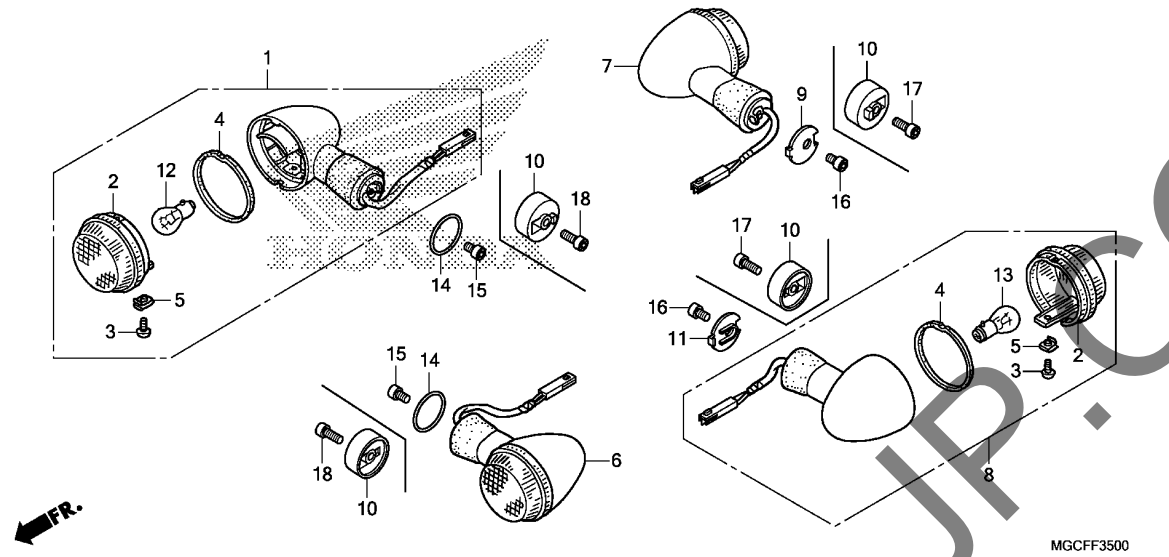


Ref. No.	L.O.N.	(Relative ref. Number) Description	F.R.T.
1	6161C4	WINKER :RIGHT FRONT	0.2
6	6161C3	WINKER :LEFT FRONT	0.2
	6161C5	WINKER :BOTH FRONT	0.3
7	6161C7	WINKER :RIGHT REAR	0.3
	6161H0	WINKER(A) :RIGHT REAR	0.3
		.NOTE: Frame mounting type	
8	6161C6	WINKER :LEFT REAR	0.3
	6161G9	WINKER(A) :LEFT REAR	0.3
		.NOTE: Frame mounting type	
	6161C8	WINKER :BOTH REAR	0.5
	6161H1	WINKER(A) :BOTH REAR	0.3
		.NOTE: Frame mounting type	
12	616133	BULB, WINKER :FRONT	0.1
		.NOTE: Same time for two units (2,4)	
13	616139	BULB, WINKER :REAR	0.1
		.NOTE: Same time for two units (2,4)	
	6161G0	BULB, WINKER :FOR 1 VEHICLE ..	0.2

Ref. No.	Part No.	Description	Reqd. QTY				Serial No.	Parts catalogue code
			CA	NA	NAD	TAD		
1	33400-MGC-JB1	WINKER ASSY., R. FR.(STANLEY) (12V 21W)	1	-	-	-		
	33400-MGC-NP0	WINKER ASSY., R. FR.(12V 21W)	-	-	-	1		
2	33401-MBA-612	LENS, WINKER	4	-	-	4		
3	33403-MFR-671	SCREW, SPECIAL, 4X8	4	-	-	4		
4	33407-MBA-611	PACKING, LENS	4	-	-	4		
5	33408-MFR-671	NUT, CLIP	4	-	-	4		
6	33450-MGC-JB1	WINKER ASSY., L. FR.(STANLEY) (12V 21W)	1	-	-	-		
	33450-MGC-NP0	WINKER ASSY., L. FR.(12V 21W)	-	-	-	1		
7	33600-MGC-JB1	WINKER ASSY., R. RR.(STANLEY) (12V 21W)	1	-	-	-		
	33600-MGC-NP0	WINKER ASSY., R. RR.(12V 21W)	-	-	-	1		
8	33650-MGC-653	WINKER ASSY., L. RR.(STANLEY) (12V 21W)	1	-	-	-		
	33650-MGC-NP0	WINKER ASSY., L. RR.(12V 21W)	-	-	-	1		
9	33691-MGC-650	COLLAR, R. WINKER	-	-	-	1		
10	33692-MGC-A41	ADAPTER COMP., WINKER	4	-	-	-		
11	33696-MGC-650	COLLAR, L. WINKER	-	-	-	1		
12	34905-MGC-A21	BULB, WINKER LIGHT(P21W)	2	-	-	-		
	34908-634-611	BULB(12V 21W)(ECE)(STANLEY) ..	-	-	-	2		
13	34905-MGC-A21	BULB, WINKER LIGHT(P21W) (FOR RR.)	2	-	-	2		
14	91302-HM7-A00	BAND, BOOT(D27)	-	-	-	2		
15	96600-06010-00	BOLT, SOCKET, 6X10	-	-	-	2		
16	96600-06014-00	BOLT, SOCKET, 6X14	-	-	-	2		

F-35

WINKER(CB1100CA/TAD)



←FR.

MGCF3500

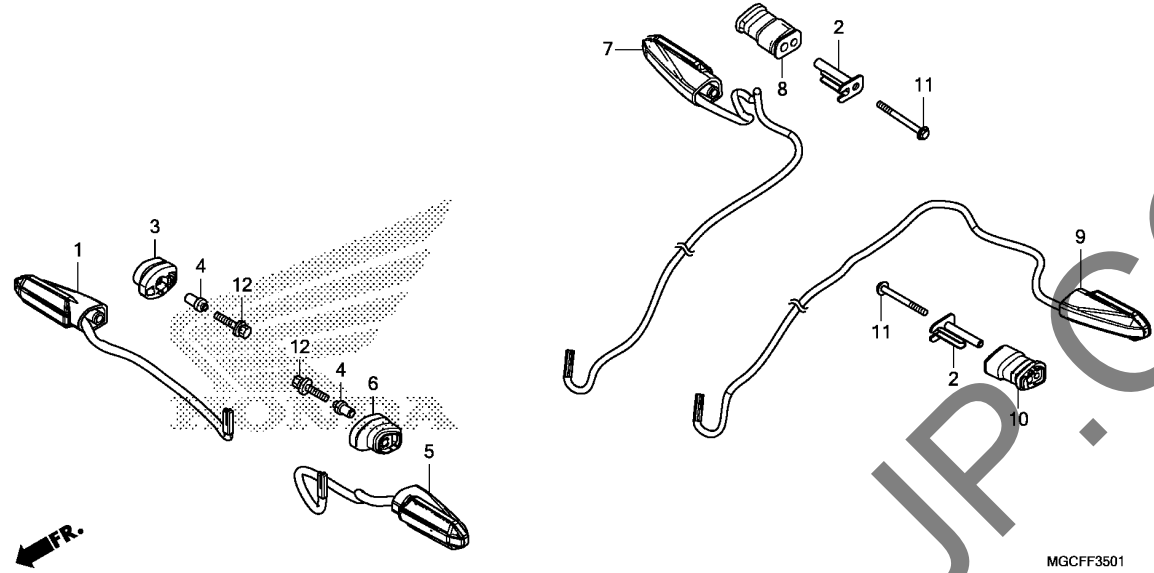
Ref. No.	Part No.	Description	Reqd. QTY				Serial No.	Parts catalogue code
			CA	NA	NAD	TAD		
17	96600-06028-00	BOLT, SOCKET, 6X28	2	-	-	-		
18	96700-06025-00	BOLT, SOCKET, 6X25	2	-	-	-		

3

YUMBO.COM

F-35-1

WINKER(CB1100NA/NAD)

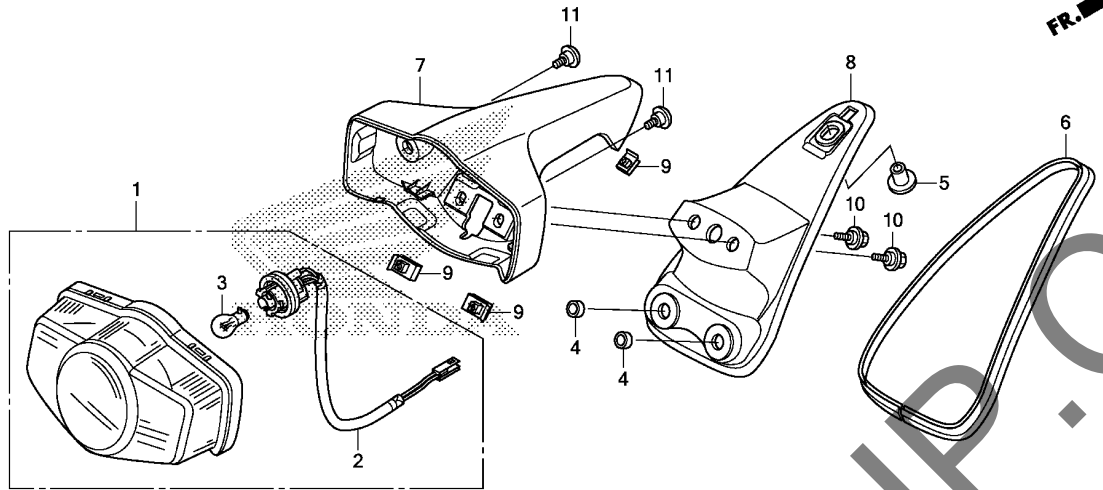


Ref. No.	L.O.N.	(Relative ref. Number)	Description	F.R.T.
1	6161Y1	WINKER(A)	:RIGHT FRONT	0.3
5	6161Y2	WINKER(A)	:LEFT FRONT	0.3
	6161Y3	WINKER(A)	:BOTH FRONT	0.5
7	6161AV	WINKER(B)	:RIGHT REAR	0.4
9	6161AU	WINKER(B)	:LEFT REAR	0.4
	6161AW	WINKER(B)	:BOTH REAR	0.5

Ref. No.	Part No.	Description	Reqd. QTY				Serial No.	Parts catalogue code
			CA	NA	NAD	TAD		
1	33400-MGC-DC1	WINKER ASSY., R. FR.(MITSUBA)	-	1	-	-		
	33400-MGC-NN1	-	1	-	-		
2	33411-MGC-JD0	COLLAR, WINKER	-	2	2	-		
3	33412-MGC-JD0	RUBBER, R. FR. WINKER MOUNTING	-	1	1	-		
4	33413-MGC-JD0	COLLAR A, WINKER	-	2	2	-		
5	33450-MGC-DC1	WINKER ASSY., L. FR.(MITSUBA)	-	1	-	-		
	33450-MGC-NN1	-	1	-	-		
6	33452-MGC-JD0	RUBBER, L. FR. WINKER MOUNTING	-	1	1	-		
7	33600-MGC-JD1	WINKER ASSY., R. RR.(MITSUBA)	-	1	-	-		
	33600-MGC-NN1	-	1	-	-		
8	33612-MGC-JD0	RUBBER, R. RR. WINKER MOUNTING	-	1	1	-		
9	33650-MGC-JD1	WINKER ASSY., L. RR.(MITSUBA)	-	1	-	-		
	33650-MGC-NN1	-	1	-	-		
10	33652-MGC-JD0	RUBBER, L. RR. WINKER MOUNTING	-	1	1	-		
11	90104-P4V-010	BOLT, FLANGE, 5X60	-	2	2	-		
12	93401-05032-00	BOLT-WASHER, 5X32	-	2	2	-		

F-36

TAILLIGHT(CB1100TAD)



MGCFF3600

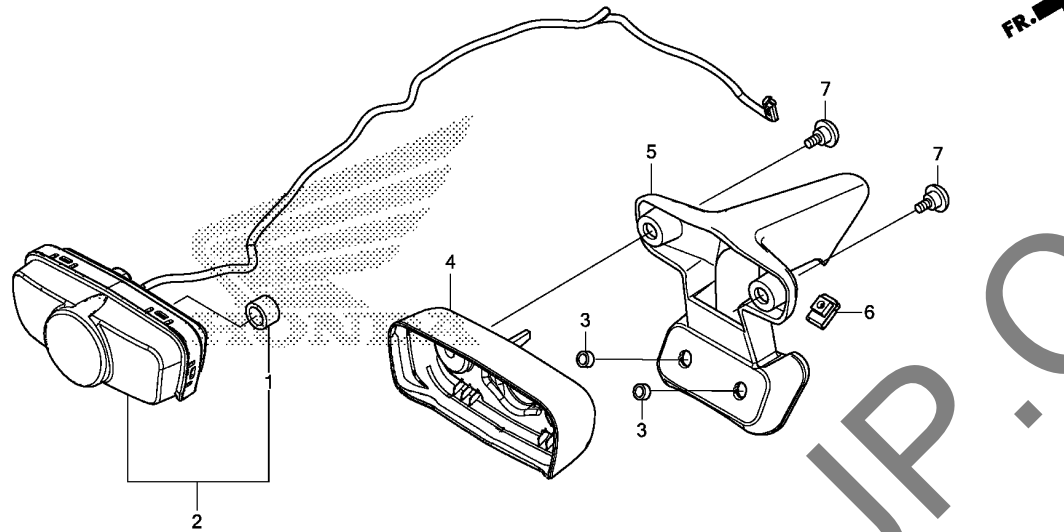
Ref. No.	L.O.N.	(Relative ref. Number) Description	F.R.T.
1	6161D5	TAILLIGHT UNIT	0.5
2	6111B4	CORD, TAILLIGHT	0.5
3	6161G1	BULB, TAILLIGHT	0.1
7	6161G8	COVER, TAILLIGHT	0.3
8	6161E2	BASE, TAILLIGHT	0.3

3

Ref. No.	Part No.	Description	Reqd. QTY				Serial No.	Parts catalogue code
			CA	NA	NAD	TAD		
1	33701-MGC-NPO	TAILLIGHT UNIT(12V 21/5W) ...	-	-	-	1		
2	33705-MGC-701	SOCKET COMP., TAILLIGHT	-	-	-	1		
3	34906-447-711	BULB, TAIL & STOP LIGHT (12V 21/5W) (STANLEY)	-	-	-	1		
4	50605-GZ4-670	COLLAR, STEP RUBBER SETTING	-	-	-	2		
5	61105-MA3-000	COLLAR, FR. FENDER	-	-	-	1		
		(FOR RR.)						
6	80101-MGC-000	MOLDING, RR. FENDER	-	-	-	1		
7	80110-MGC-L70	COVER, TAILLIGHT	-	-	-	1		
8	80120-MGC-000	BASE, TAILLIGHT	-	-	-	1		
9	84601-HA7-670	NUT, FENDER SETTING	-	-	-	3		
10	90111-162-000	BOLT, FLANGE, 6MM	-	-	-	2		
11	90119-MEW-920	SCREW, PAN, 6X11	-	-	-	2		

F-36-1

TAILLIGHT(CB1100CA/NA/NAD)

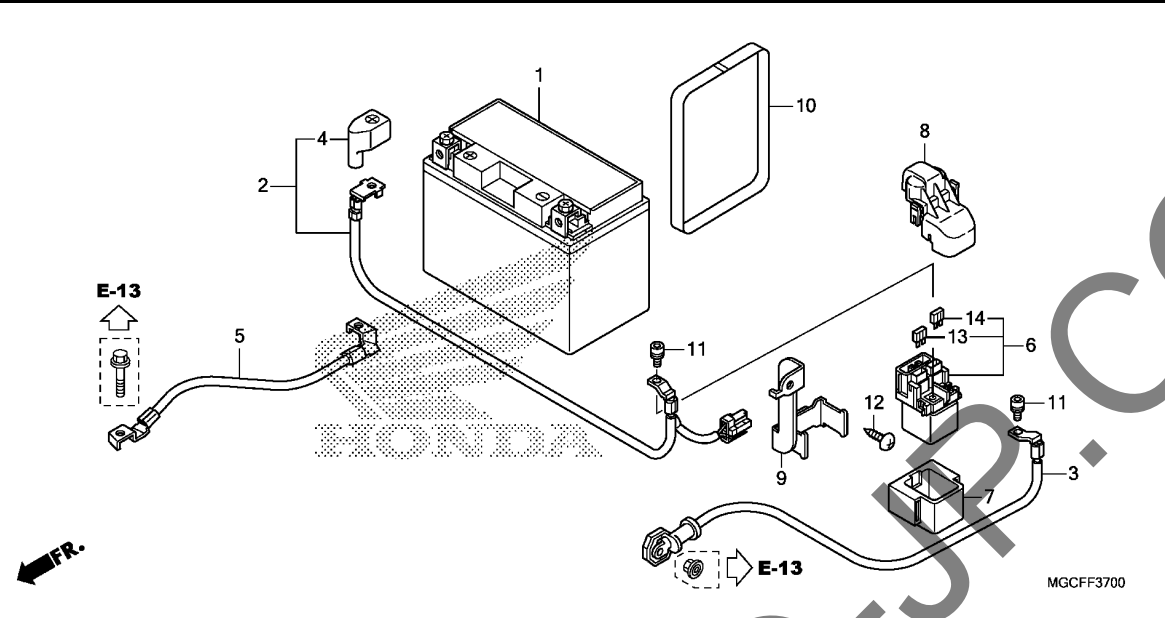


Ref. No.	L.O.N.	(Relative ref. Number) Description	F.R.T.
2	6161W6	TAILLIGHT UNIT(A)	0.4
4	6161G8	COVER, TAILLIGHT	0.3
5	6161E2	BASE, TAILLIGHT	0.3

Ref. No.	Part No.	Description	Reqd. QTY				Serial No.	Parts catalogue code
			CA	NA	NAD	TAD		
1	33113-MEE-D01	PIPE, CP	1	1	1	-		
2	33701-MGC-JB1	TAILLIGHT UNIT(STANLEY)	1	1	-	-		
	33701-MGC-NNO	TAILLIGHT UNIT	-	-	1	-		
3	50605-GZ4-670	COLLAR, STEP RUBBER SETTING	2	2	2	-		
4	80110-MGC-JB0	COVER, TAILLIGHT	1	1	1	-	CH,E,ED,F0,GS,KO,RU,TH	
	80110-MGC-JT0		-	1	1	-	2CH,2E,2ED,2F0,2GS,2KO,2RU,2TH	
5	80120-MGC-JB0	BASE, TAILLIGHT	1	1	1	-	CH,E,ED,F0,GS,KO,RU,TH	
	80120-MGC-JT0		-	1	1	-	2CH,2E,2ED,2F0,2GS,2KO,2RU,2TH	
6	84601-HA7-670	NUT, FENDER SETTING	1	1	1	-		
7	90113-MCA-A80	SCREW, SPECIAL, 5X14	2	2	2	-	CH,E,ED,F0,GS,KO,RU,TH	
	90117-MJK-N20		-	2	2	-	2CH,2E,2ED,2F0,2GS,2KO,2RU,2TH	

F-37

BATTERY



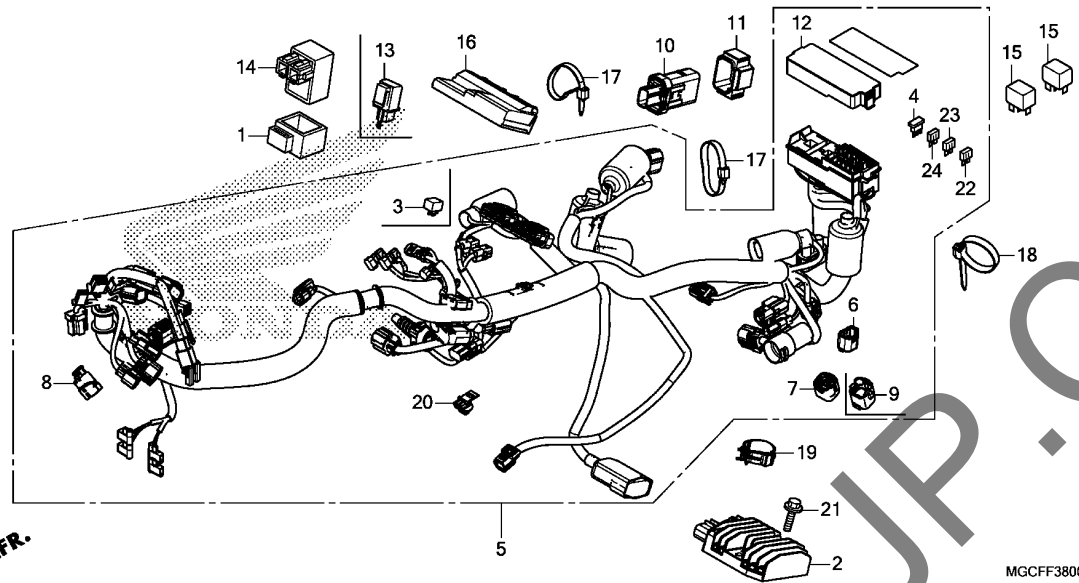
Ref. No.	L.O.N.	(Relative ref. Number) Description	F.R.T.
1	610100	BATTERY	0.2
2	610105	CABLE, POSITIVE BATTERY	0.2
3	612115	CABLE, STARTER MOTOR	0.2
5	610110	CABLE, NEGATIVE BATTERY	0.2
6	615113	SWITCH, STARTER MAGNETIC	0.3

3

Ref. No.	Part No.	Description	Reqd. QTY				Serial No.	Parts catalogue code
			CA	CB1100	NAD	TAD		
			K	K	K	K		
1	31500-Z25-C62	BATTERY (YTZ14S) (GS YUASA)	1	1	-	-	2E,2ED,2F0,2GS,2RU,E,ED,F0,GS,RU	
	31500-MBR-872	1	1	-	-	2K0,K0	
	31500-MGE-T22	-	1	-	-	2TH,TH	
	31500-MGE-H52	-	1	-	-		
2	32401-MGC-750	CABLE, STARTER BATTERY	1	1	1	1		
3	32402-MGC-000	CABLE, STARTER MOTOR	1	1	1	1		
4	32411-MFL-D00	COVER, BATTERY TERMINAL	1	1	1	1		
5	32601-MGC-000	CABLE, BATTERY EARTH	1	1	1	1		
6	35850-MFL-003	SWITCH ASSY., STARTER MAGNETIC	1	1	1	1		
7	35856-KL8-740	RUBBER, SHOCK	1	1	1	1		
8	35857-MFN-D00	COVER, MAGNETIC SWITCH	1	1	1	1		
9	35865-MGC-000	STAY, STARTER MAGNETIC	1	1	1	1		
10	50328-KSV-J00	TAPE, BATTERY LIFT	1	1	1	1		
11	90111-MR5-000	BOLT, SOCKET, 5X9	2	2	2	2		
12	93903-26280	SCREW, TAPPING, 6X16	1	1	1	1		
13	98200-42000	FUSE, MINI (20A)	1	1	1	1		
14	98200-43000	FUSE, MINI (30A)	1	1	1	1		

F-38

WIRE HARNESS



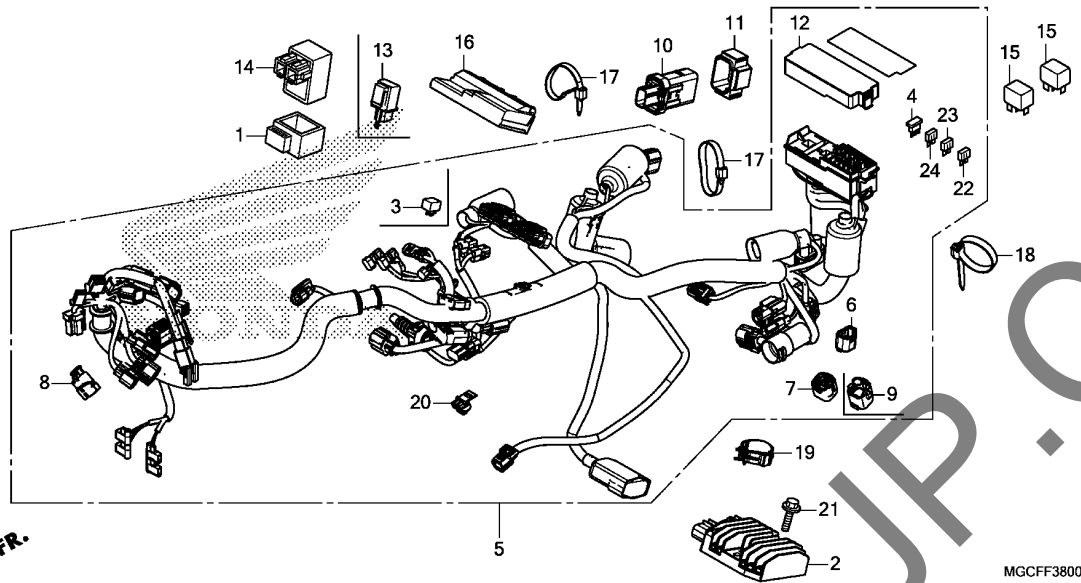
Ref. No.	L.O.N.	(Relative ref. Number) Description	F.R.T.
2	6131B2	RECTIFIER, REGULATE	0.3
3	6131B3	RECTIFIER, SILICON	0.4
4	6131B4	DIODE, THREE WAY	0.2
5	611100	HARNESS, WIRE	2.5
10	6181D2	CONTROL UNIT, GRIP HEATER	0.2
14	6111M7	RELAY, WINKER POSITION	0.4
15	6111B6	RELAY, ENGINE STOP	0.2
	6111E0	RELAY, FUEL CUT-OFF	0.2
16	618135	ENGINE CONTROL MODULE(ECM) ...	0.5

Ref. No.	Part No.	Description	Reqd. QTY				Serial No.	Parts catalogue code
			CA	NA	NAD	TAD		
1	30401-GK8-000	CUSHION, C.D.I. UNIT	1	-	-	1		
2	31600-MGZ-J01	RECTIFIER ASSY., REGULATOR ..	1	1	1	1		
3	31700-MM8-610	RECTIFIER COMP., SILICON	1	1	-	-		
4	31730-MAS-601	DIODE ASSY., THREE WAY (SUMITOMO)	1	1	1	1		
5	32100-MGC-DA0	HARNESS, WIRE	1	-	-	-	-----	E,ED,FO,KO
	32100-MGC-GA0	1	-	-	-	-----	GS,RU
	32100-MGC-DC0	-	1	-	-	-----	2E,2ED,2FO,2KO,2TH,E,ED,FO,KO,TH
	32100-MGC-GC0	-	1	-	-	-----	2GS,2RU,GS,RU
	32100-MGC-NN0	-	-	1	-		
	32100-MGC-NP0	-	-	-	1		
6	32605-GEV-761	CAP, DUMMY(WPC 4P 090 M) (NATURAL)	1	1	1	1		
7	32606-GEV-761	CAP, DUMMY(4P)(RED)	1	1	-	-		
8	32606-KCW-J91	CAP, DUMMY(2P)(RED)	1	1	1	1		
9	32606-MKK-H11	CAP, DUMMY(6P)(RED)	-	-	1	1		
10	35530-MJN-D12	CONTROLLER ASSY., GRIP HEATER	-	-	1	1		
11	35535-MJN-D11	SUSPENTION, GRIP HEATER CONTROLLER	-	-	1	1		
12	38252-MFJ-D01	COVER, UPPER	1	1	1	1		
13	38301-KZZ-J01	RELAY COMP., WINKER(LED)	-	1	1	-		
14	38301-MGC-D31	RELAY COMP., WINKER	1	-	-	1		
15	38501-MEL-003	RELAY ASSY., POWER (MICRO ISO 4P)	2	2	2	2		
16	38770-MGC-DA1	PGM-FI UNIT	1	-	-	-	-----	E,ED
	38770-MGC-FB1	1	-	-	-	-----	FO



F-38

WIRE HARNESS

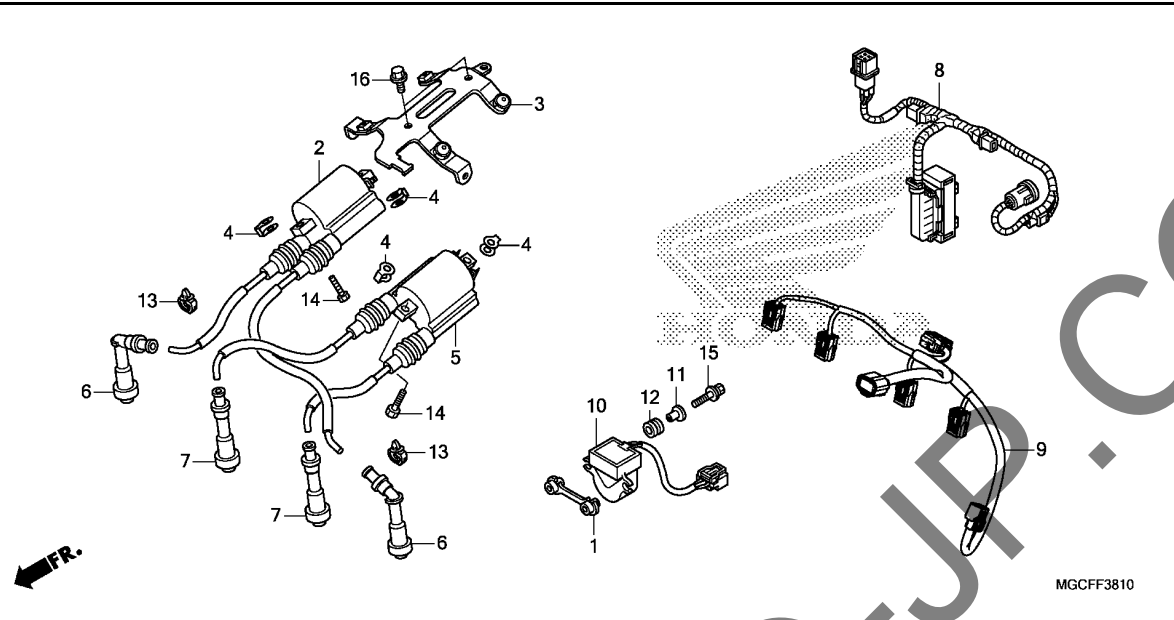


Ref. No.	Part No.	Description	Reqd. QTY				Serial No.	Parts catalogue code
			CA	NA	NAD	TAD		
16)	38770-MGC-GA1	PGM-FI UNIT	1	-	-	-	GS, RU	
	38770-MGC-KA1		1	-	-	-	KO	
	38770-MGC-DC1		1	-	-	-	2E, 2ED, 2TH, E, ED, TH	
	38770-MGC-FD1		1	-	-	-	2FO, FO	
	38770-MGC-GC1		1	-	-	-	2GS, 2RU, GS, RU	
	38770-MGC-KC1		1	-	-	-	2KO, KO	
	38770-MGC-NN1		-	1	-	-		
	38770-MGC-NP1		-	-	1	-		
17	90651-KV6-003	BAND, WIRE, 165MM (BLACK)	2	2	2	2		
18	90652-KT1-771	BAND, WIRE (BLACK)	1	1	1	1		
19	90690-GHB-681	CLIP, CABLE, 30MM	1	1	1	1		
20	91565-SEL-003	CLIP, COUPLER (BLACK)	1	1	1	1		
21	95701-06020-00	BOLT, FLANGE, 6X20	2	2	2	2		
22	98200-41000	FUSE, MINI (10A)	8	8	8	8		
23	98200-42000	FUSE, MINI (20A)	1	1	1	1		
24	98200-43000	FUSE, MINI (30A)	3	3	3	3		

3

F-38-10

SUB HARNESS/IGNITION COIL



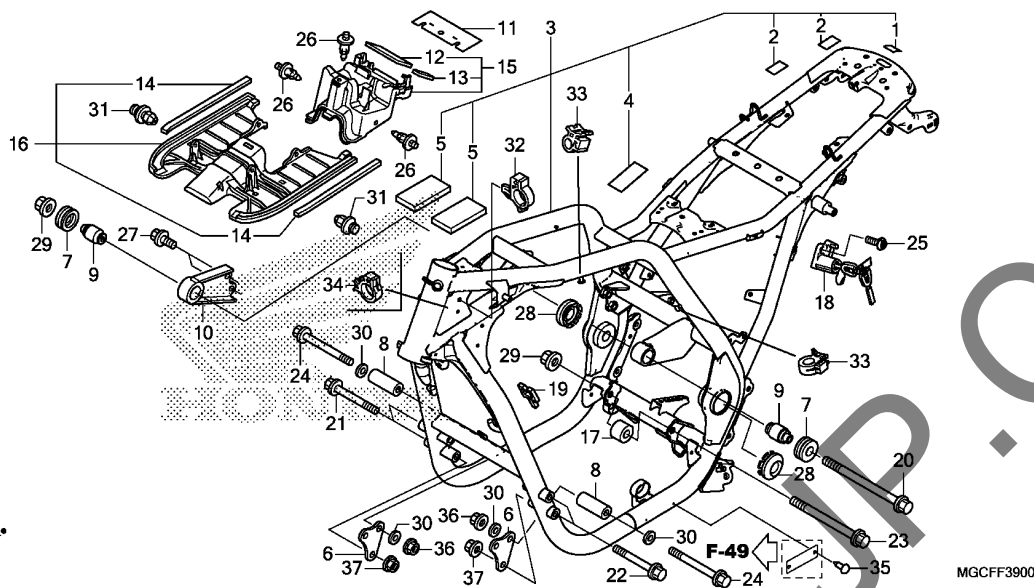
Ref. No.	L.O.N.	(Relative ref. Number) Description	F.R.T.
2	(5)		
614105		COIL, IGNITION	0.7
614105G		.Replace 1 ignition coil add	0.2
6	(7)		
6141E3		CAP, NOISE SUPPRESSOR	0.2
6141E4		CAP, NOISE SUPPRESSOR	
		:FOR 1 VEHICLE	0.5
8	611146	SUB HARNESS, ABS WIRE	1.9
9	611140	SUB HARNESS, INJECTOR	1.7
10	617125	SENSOR, BANK ANGLE	0.3

Ref. No.	Part No.	Description	Reqd. QTY				Serial No.	Parts catalogue code
			CA	NA	NAD	TAD		
1	18311-MGC-000	PLATE, BANK ANGLE SENSOR	1	1	1	1		
2	30511-MGC-D31	COIL ASSY., IGNITION(#1,#4)	1	1	1	1		
3	30515-MGC-000	STAY, IGNITION COIL	1	1	1	1		
4	30520-ML7-000	SPACER, IGNITION COIL	4	4	4	4		
5	30521-MGC-D31	COIL ASSY., IGNITION(#2,#3)	1	1	1	1		
6	30700-MGC-013	CAP ASSY., NOISE SUPPRESSOR	2	2	2	2		
7	30705-MGC-013	CAP ASSY., NOISE SUPPRESSOR	2	2	2	2		
8	32102-MGC-JB0	SUB HARNESS, ABS	1	1	1	-		
	32102-MGC-JE0	-	-	-	1		
9	32103-MGC-JB0	SUB HARNESS, INJECTOR	1	1	1	1		
10	35161-MGC-JB1	SENSOR COMP., BANK ANGLE	1	1	1	1		
11	35162-MGC-003	COLLAR	2	2	2	2		
12	35163-MGC-003	GROMMET	2	2	2	2		
13	90683-MGC-920	CLIP, HARNESS	2	2	2	2		
14	92101-06020-4J	BOLT, HEX., 6X20	4	4	4	4		
15	92301-06020-0A	BOLT, RECESSED, 6X20	2	2	2	2		
16	95701-06016-08	BOLT, FLANGE, 6X16	2	2	2	2		

3

F-39

FRAME BODY



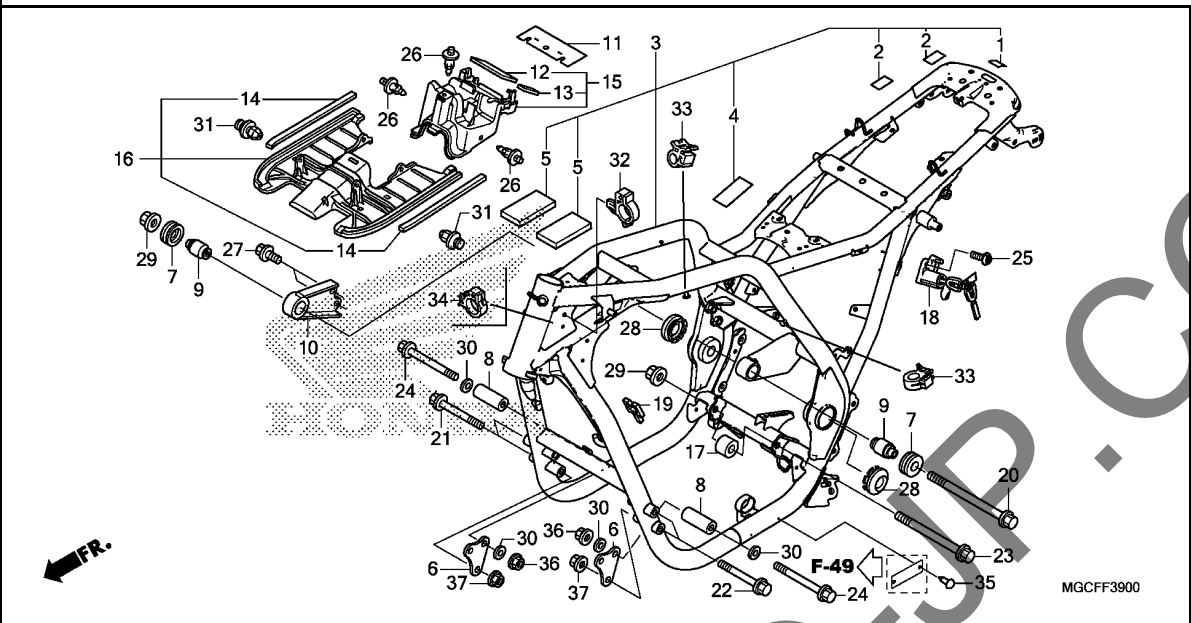
Ref. No.	L.O.N.	(Relative ref. Number) Description	F.R.T.
3	410100	BODY, FRAME INCLUDES: Engine removal and installation	9.7
15	6181A3	STAY, ENGINE CONTROL MODULE ..	0.4
16	3101A8	PROTECTOR, TANK UNDER HEAT ...	0.7
18	410197	LOCK, HELMET	0.2

3

Ref. No.	Part No.	Description	Reqd. QTY				Serial No.	Parts catalogue code
			CA	NA	NAD	TAD		
1	17503-KCM-620	FILM, PROTECTOR	1	1	1	1		
2	17528-MR4-900	TAPE, TANK GUARD	2	2	2	2		
3	50010-MGC-JB0ZA	BODY SET, FRAME						
		NH1.....BLACK	1	-	-	-		
	50010-MGC-JD0ZA	*NH1*.....BLACK	-	1	1	-		
	50010-MGC-JS0ZA	*NH1*.....BLACK	-	-	-	1		
4	50159-KR3-300	FILM, FRAME UPPER PIPE	1	1	1	1		
5	50177-MGC-300	MAT, FRAME BODY	2	2	2	2		
6	50201-MGC-N20	PLATE A, ENGINE HANGER	2	2	2	2		
7	50203-MEJ-000	RUBBER C, MOUNTING	2	2	2	2		
8	50203-MGC-N20	COLLAR A, ENGINE MOUNTING	2	2	2	2		
9	50205-MEJ-000	RUBBER E, MOUNTING	2	2	2	2		
10	50216-MGC-A20	BRACKET COMP. B, R. ENGINE						
		HANGER	1	1	1	1	----- 2CH,2E,2ED,2FO,2KO,2TH,CH,E,ED,FO,KO,TH	
	50216-MGC-000	1	1	-	-	----- 2GS,2RU,GS,RU	
11	50334-MGC-000	GUARD, ECU	1	1	1	1		
12	50335-MGC-300	SPONGE A, ECU BOX	1	1	1	1		
13	50336-MGC-300	SPONGE B, ECU BOX	1	1	1	1		
14	50337-MGC-JB0	MAT, HEAT GUARD	2	2	2	-		
	50337-MGC-300	-	-	-	2		
15	50340-MGC-010	BOX SET, ECU	1	1	1	1		
16	50341-MGC-JB0	GUARD SET, HEAT	1	1	1	-		
	50341-MGC-000	-	-	-	1		
17	50357-MEJ-000	COLLAR, RR. ENGINE HANGER ...	1	1	1	1		
18	50710-MGC-JB2	HOLDER ASSY., HELMET						
		(HONDA LOCK)	1	1	1	-		

F-39

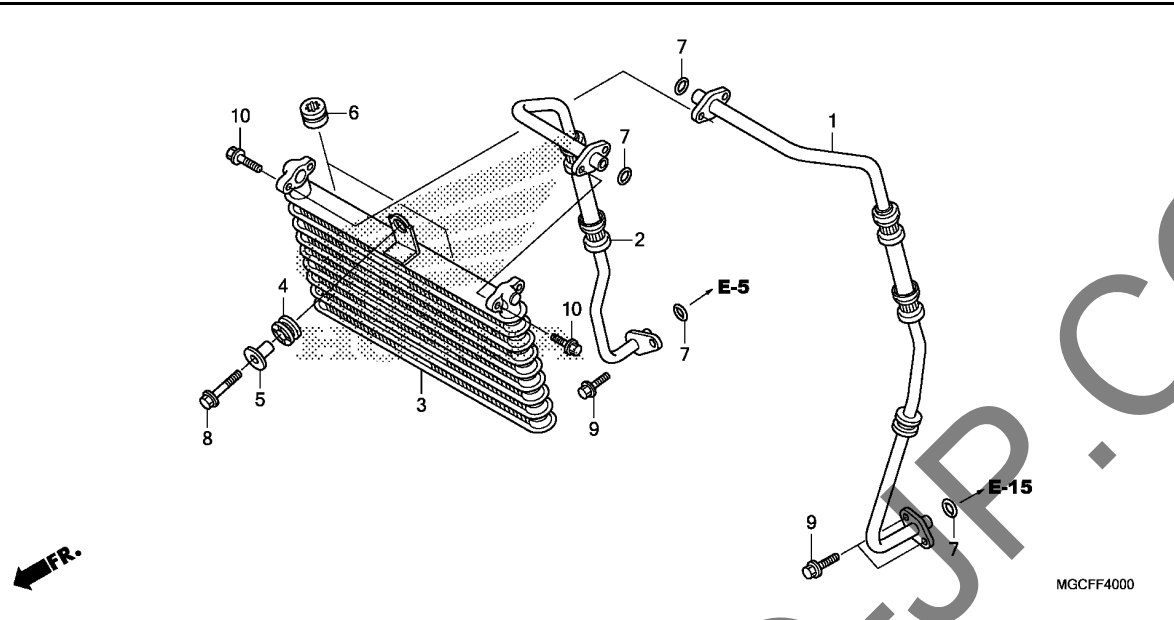
FRAME BODY



Ref. No.	Part No.	Description	Reqd. QTY				Serial No.	Parts catalogue code
			CA	NA	NAD	TAD		
19	80111-KE5-000	CLIP E, WIRE HARNESS	1	1	1	1		
20	90102-MGC-JB0	BOLT, FLANGE, 12X250	1	1	1	1		
21	90103-MGC-JB0	BOLT, FLANGE, 10X100	2	2	2	2		
22	90104-MGC-JB0	BOLT, FLANGE, 10X85	2	2	2	2		
23	90106-MGC-JB0	BOLT, FLANGE, 12X193	1	1	1	1		
24	90107-MGC-N20	BOLT, FLANGE, 10X115	2	2	2	2		
25	90108-MGC-JB1	BOLT, ONE-WAY, 6X14	1	1	1	-		
26	90116-SP0-003	CLIP, BUMPER SEAL	3	3	3	3		
27	90165-GHB-650	BOLT, FLANGE, 10X20	2	2	2	2		
28	90306-MBR-000	CAP B, PIVOT	2	2	2	2		
29	90364-MEJ-000	NUT, FLANGE, 12MM	2	2	2	2		
30	90451-PE2-000	WASHER, SPECIAL, 11X28	4	4	4	4		
31	90657-SB0-003	CLIP, SPLASH SHIELD	2	2	2	2		
32	90681-MGC-JB1	CLIP, CLUTCH HOSE	1	1	1	-		
33	90690-GHB-641	CLIP, CABLE, 10MM	2	2	2	2		
34	90690-GHB-651	CLIP, CABLE, 15MM	-	-	-	1		
35	90841-001-000	SCREW, RIVET, 1.8X5	2	2	-	-	-----	2E,2ED,2RU,E,ED,RU
36	94050-10000	NUT, FLANGE, 10MM	2	2	2	2		
37	94050-10070	NUT, FLANGE, 10MM	4	4	4	4		

F-40

OIL COOLER



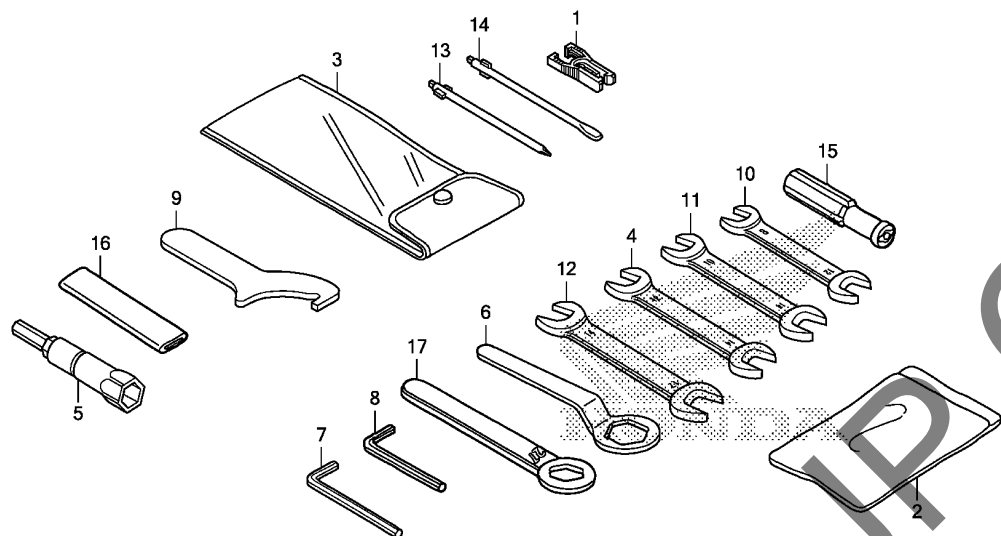
Ref. No.	L.O.N.	(Relative ref. Number) Description	F.R.T.
1	1131C2	HOSE OR O-RING, OIL COOLER :RIGHT	0.4
2	1131C1	HOSE OR O-RING, OIL COOLER :LEFT	0.3
	1131A7	HOSE OR O-RING, OIL COOLER :BOTH	0.4
3	1131B4	COOLER, OIL	0.3

3

Ref. No.	Part No.	Description	Reqd. QTY				Serial No.	Parts catalogue code
			CA	NA	NAD	TAD		
			K	K	K	K		
1	15510-MGC-000	PIPE COMP., R. OIL HOSE	1	1	1	1	-----	2CH,2FO,2TH,CH,FO,TH
	15510-MGC-D30	1	1	-	-	-----	2E,2ED,2GS,2KO,2RU,E,ED,GS,KO,RU
2	15515-MGC-000	PIPE COMP., L. OIL HOSE	1	1	1	1		
3	15600-MGC-003	COOLER COMP., OIL	1	1	1	1		
4	19051-KA3-830	RUBBER, RADIATOR MOUNTING ..	1	1	1	1		
5	19052-MGH-640	COLLAR, RADIATOR MOUNTING ..	1	1	1	1		
6	33706-KW7-900	RUBBER B, TAILLIGHT MOUNTING	2	2	2	2		
7	91314-ME5-003	O-RING, 10X2.6(ARAI)	4	4	4	4		
8	95701-06025-07	BOLT, FLANGE, 6X25	1	1	1	1		
9	96001-06016-00	BOLT, FLANGE, 6X16	3	3	3	3		
10	96001-06020-07	BOLT, FLANGE, 6X20	4	4	4	4		

F-48

TOOL



MGCFF4800

Ref. L.O.N. (Relative ref. Number) F.R.T.
No. Description

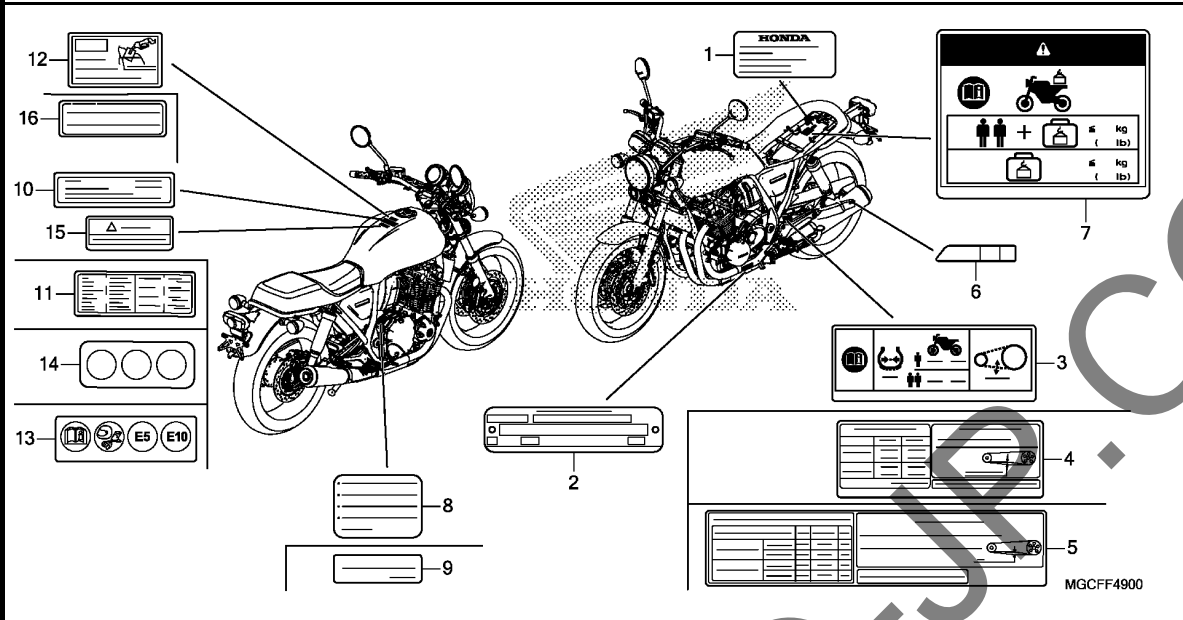
NO INFORMATION

Ref. No.	Part No.	Description	Reqd. QTY				Serial No.	Parts catalogue code
			CA	NA	NAD	TAD		
1	38235-S04-003	PULLER, MINI FUSE(SUMITOMO) -	1	1	1	1		
2	77251-GR1-000	BAG, SERVICE BOOK	1	1	1	1		
3	89101-300-010	BAG, TOOL	1	1	1	1	2CH,2FO,2GS,2KO,2RU,2TH,CH,FO,GS,KO,RU,TH	
	99008-01600	BAG, TOOL, 160MM	1	1	-	-	2E,2ED,E,ED	
4	89216-KB7-000	SPANNER, 12X14	1	1	-	-	2E,2ED,E,ED	
5	89216-KVZ-630	WRENCH, BOX(P14)	1	1	1	1	2CH,2FO,2GS,2KO,2RU,2TH,CH,FO,GS,KO,RU,TH	
			(1)	(1)	-	-	2E,2ED,E,ED	
6	89218-MAZ-000	WRENCH, EYE, 32MM	-	-	-	1		
7	89221-371-000	WRENCH, HEX., 6MM	-	-	-	1		
8	89221-429-000	WRENCH, HEX., 5MM	1	1	1	1		
9	89230-MB1-000	SPANNER, PIN	1	1	1	1		
10	99001-08120	SPANNER, 8X12	1	1	1	1	2CH,2FO,2GS,2KO,2RU,2TH,CH,FO,GS,KO,RU,TH	
			(1)	(1)	-	-	2E,2ED,E,ED	
11	99001-10140	SPANNER, 10X14	1	1	1	1		
12	99001-14170	SPANNER, 14X17	1	1	1	1	2CH,2FO,2GS,2KO,2RU,2TH,CH,FO,GS,KO,RU,TH	
13	99003-10000	DRIVER 1, PLUS SCREW(NO.2) ..	1	1	1	1		
14	99003-30000	DRIVER 3, MINUS SCREW(NO.2) -	1	1	1	1		
15	99003-50000	GRIP, SCREW DRIVER	1	1	1	1		
16	99006-12000	HANDLE, EYE WRENCH, 12MM	1	1	1	1		
17	99006-27000	WRENCH, EYE, 27MM	-	-	-	1		

3

F-49

CAUTION LABEL



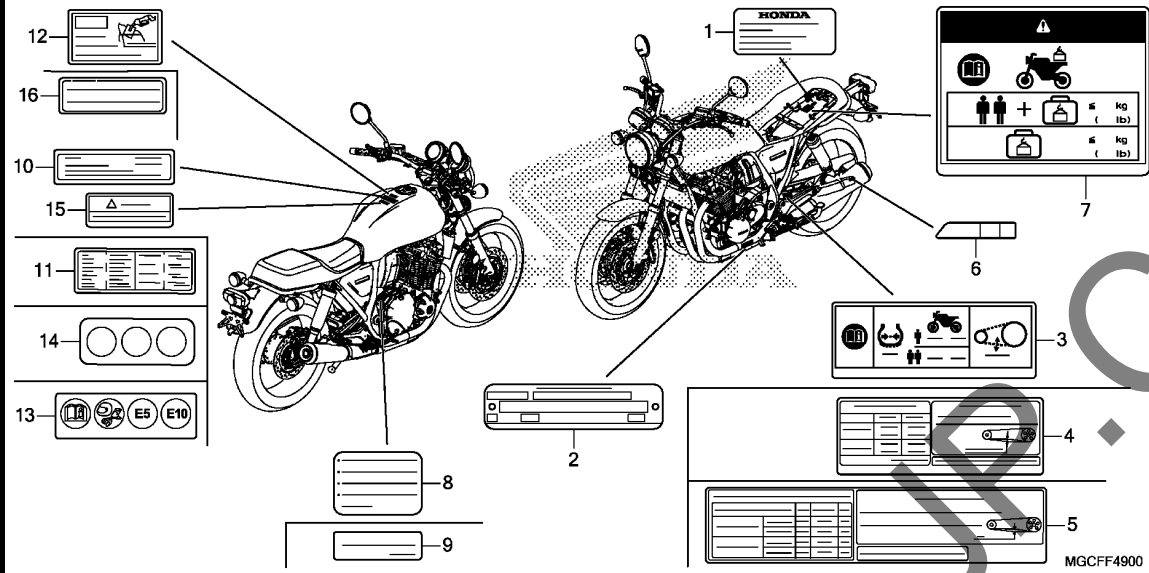
Ref. No.	L.O.N. (Relative ref. Number)	Description	F.R.T.
		NO INFORMATION	

3

Ref. No.	Part No.	Description	Reqd. QTY				Serial No.	Parts catalogue code
			CA	NA	NAD	TAD		
1	87125-MKA-DJO	LABEL, MANUFACTURER(J)	1	1	-	-	2E,2ED,E,ED	
2	87501-MKA-P00	PLATE, REGISTERED NUMBER	1	1	-	-	2E,2ED,E,ED	
3	87505-MKA-DGO	LABEL, TIRE & DRIVE CHAIN (PICTOGRAPH)	1	-	-	-	E,ED,FO,GS,RU	
	87505-MGC-DCO	-	1	-	-	2E,2ED,2FO,2GS,2RU	
4	87505-MKA-HHO	LABEL, TIRE & DRIVE CHAIN (KOREAN)	1	-	-	-	E,ED,FO,GS,RU	
	87505-MGC-KCO	-	1	-	-	KO	
	87505-MKA-SJO	LABEL, TIRE & DRIVE CHAIN (CHINESE)	-	-	1	-	2KO,KO	
	87505-MGC-ND0	-	-	1	-	2RU,RU	
	87505-MKA-SJO	-	-	1	-	2TH,TH	
5	87505-MJE-T20	LABEL, TIRE & DRIVE CHAIN (THAI)	-	1	-	-	2TH,TH	
	87505-MGC-TC0	-	1	-	-	TH	
6	87508-MCR-D01	LABEL, CHAIN ADJUSTER	1	-	-	1		
	87508-MJJ-D31	-	1	-	1		
7	87512-MGC-D31	LABEL, ACCESSORIES & LOADING	1	1	-	-	2E,2ED,E,ED	
8	87541-MFL-000	LABEL, OIL CAPACITY	1	1	-	-	2E,2ED,2FO,2GS,E,ED,FO,GS	
	87541-MFL-750	LABEL, OIL CAPACITY(KOREAN)	1	1	-	-	2KO,KO	
	87541-MGH-R00	LABEL, OIL CAPACITY(RUSSIAN)	1	1	-	-	2RU,RU	
	87541-MGE-T20	LABEL, OIL CAPACITY(THAI)	-	1	-	-	2TH,TH	
9	87541-MGE-680	LABEL, OIL CAPACITY(CHINESE)	-	-	1	1		
10	87560-MBR-871	LABEL, DRIVE CAUTION(KOREAN)	1	1	-	-	2KO,KO	
	87560-KVB-900	LABEL, DRIVE CAUTION(THAI)	-	1	-	-	2TH,TH	
	87560-MGE-680	LABEL, DRIVE CAUTION(CHINESE)	-	-	1	1		

F-49

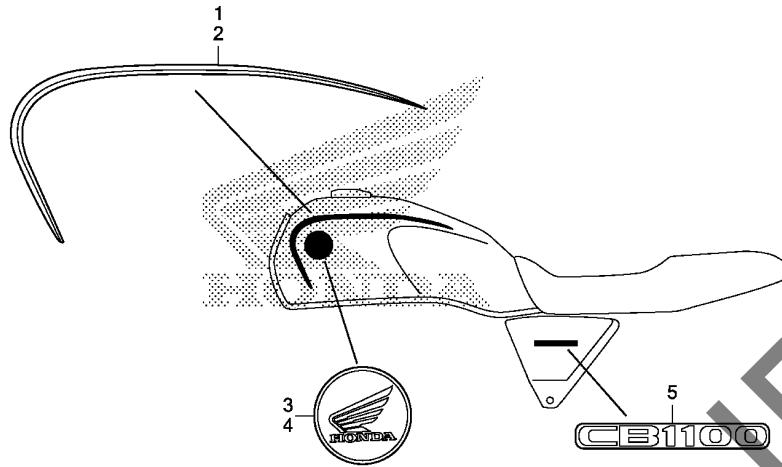
CAUTION LABEL



Ref. No.	Part No.	Description	Reqd. QTY				Serial No.	Parts catalogue code
			CA	NA	NAD	TAD		
11	87560-MGP-F01	LABEL, FRENCH TRANSLATION ...	1	1	-	-	-----	2ED,ED
12	87562-MGE-680	LABEL, REFUEL CAUTION(CHINESE)	-	-	1	1	-----	
13	87586-MGC-DDO	LABEL, FUEL & DRIVE (PICTOGRAPH)	1	1	-	-	-----	2E,2ED,E,ED
14	87586-MGN-D00	LABEL, FUEL & DRIVE (PICTOGRAPH)	1	1	-	-	-----	2F0,2GS,2RU,F0,GS,RU
15	87593-MKA-S80	LABEL, BRAKE FLUID(CHINESE)	-	-	1	1	-----	
16	87700-KPP-T01ZA	LABEL, HELMET INFORMATION (THAI)	-	-	-	-	-----	
		TYPE1.....	-	1	-	-	-----	2TH,TH

F-50

STRIPE/EMBLEM(CB1100TAD)



MGCFF5000

Ref. No.	L.O.N.	(Relative ref. Number) Description	F.R.T.
----------	--------	------------------------------------	--------

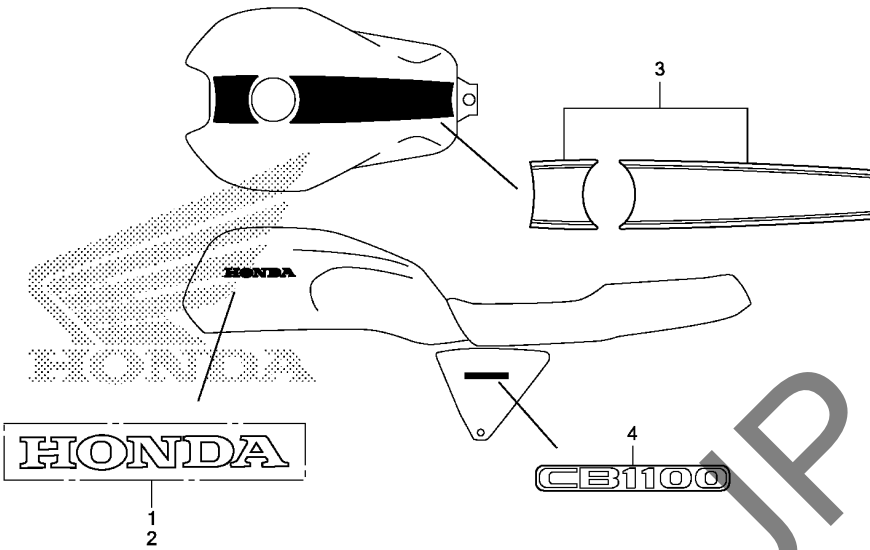
NO INFORMATION

3

Ref. No.	Part No.	Description	Reqd. QTY				Serial No.	Parts catalogue code
			CA	NA	NAD	TAD		
1	86173-MGC-JSOZA	STRIPE, R. FUEL TANK *TYPE1*.....	-	-	-	1		
2	86174-MGC-JSOZA	STRIPE, L. FUEL TANK *TYPE1*.....	-	-	-	1		
3	86211-MJK-N20	BADGE, R. PRODUCT	-	-	-	1		
4	86212-MJK-N20	BADGE, L. PRODUCT	-	-	-	1		
5	87105-MGC-J80	EMBLEM, SIDE COVER	-	-	-	2		

F-50-1

EMBLEM(CB1100CA/NA/NAD)



MGCF5001

Ref. L.O.N. (Relative ref. Number) F.R.T.
No. Description

NO INFORMATION

Ref. No.	Part No.	Description	Reqd. QTY				Serial No.	Parts catalogue code
			CA	NA	NAD	TAD		
1	86171-MGC-JBO	EMBLEM, R. HONDA, 160MM	1	-	-	-		
	86171-MGC-JRO	-	1	1	-		
	86171-MGC-JPO	-	1	1	-	CH,E,ED,FO,GS,KO,RU,TH	
2	86172-MGC-JBO	EMBLEM, L. HONDA, 160MM	1	-	-	-		
	86172-MGC-JRO	-	1	1	-		
	86172-MGC-JPO	-	1	1	-	CH,E,ED,FO,GS,KO,RU,TH	
3	86173-MGC-JROZA	STRIPE, FUEL TANK *TYPE1*	-	1	1	-	CH,E,ED,FO,GS,KO,RU,TH	
4	87105-MGC-J80	EMBLEM, SIDE COVER	2	2	2	-		

PART NO. INDEX

Part Number	Page	Ref.	Part Number	Page	Ref.	Part Number	Page	Ref.	Part Number	Page	Ref.	Part Number	Page	Ref.			
37750-KPH-701	46	3	41000			43110-MGC-JB1	105	8	102	4	45125-MGC-NP1	77	2	46000			
37880-KWW-C01	120	27				43110-MGC-JD1	106	6	129	8	45126-MGC-JB0	79	3				
37900-MGC-JB0	74	11	41201-MGC-JB0	107	6	43110-MGC-N41	105	9	101	5	45127-MA1-003	80	7	46182-MEL-D21	104	25	
37902-MGC-JB0	74	12	41201-MGC-N20	109	2	43112-MV9-016	105	10	100	7	45127-MGC-JB0	79	4	46401-TM8-A01	120	28	
				111	2		106	7	101	6	45128-MGC-N31	80	8	46500-MGC-JB0	125	5	
38000			42000			43131-KW3-006	105	11	102	5	45128-MGC-NP1	80	8	46504-MAH-671	104	26	
38110-MBR-J11	89	1				43132-KT7-761	105	12	101	7	45129-MGC-JD1	80	9	46511-KZ4-J00	125	6	
38110-MEJ-B02	89	1	42301-MGC-000	111	3		106	9	102	6	45129-MGC-NN1	80	9	50000			
38110-MGC-NP1	89	1	42301-MGC-N20	107	7	43150-MGC-JB1	105	13	100	9	45129-MGC-NP1	80	9				
	89	1	42301-MGC-N40	109	3	43150-MGC-JP1	106	10	100	10	45130-MGC-JD1	80	10	50010-MGC-JBOZA	148	3	
38120-MBR-J11	89	2	42306-MEJ-000	131	5	43150-MGC-N42	105	13	102	7	45130-MGC-N31	80	10	50010-MGC-JDOZA	148	3	
38120-MEJ-B02	89	2	42311-MGC-JB0	107	8	43215-KZ4-J41	105	14	101	8	45130-MGC-NN1	80	10	50010-MGC-JSOZA	148	3	
38120-MGC-NP1	88	2	42311-MGC-JD0	111	4		106	11	100	11	45130-MGC-NP1	80	10	50132-MFJ-J00	120	29	
	89	2	42311-MGC-N20	109	4	43251-MEJ-003	111	14	101	9	45133-MA3-006	105	19	50159-KR3-300	148	4	
38235-S04-003	151	1	42312-MFP-601	111	5	43251-MGC-000	107	20	102	8		106	16	50168-MGC-N20	116	2	
38252-MFJ-D01	145	12	42312-MGC-JB0	107	9	43251-MGC-920	109	14	102	8	45150-MGC-016	96	10	50169-MGC-N20	116	3	
38301-KZZ-J01	145	13	42312-MGC-N20	109	5	43310-MGC-JB1	103	2	100	12	45150-MGC-922	96	10	50177-MGC-300	148	5	
38301-MGC-D31	145	14	42350-MGC-JB0	107	10	43310-MGC-NP1	103	2	100	13	45150-MGC-JB0	80	11	50178-MGC-N20	116	4	
38501-MEL-003	145	15	42515-MFP-J00	109	6	43311-MGC-JB0	79	1	100	14	45150-MGC-N31	80	12	50201-MGC-N20	148	6	
38510-MGC-JD1	105	2		111	6	43312-MGC-JB0	79	2	107	21	45150-MJM-D31	98	10	50203-MEJ-000	148	7	
38510-MGC-JS1	105	3	42515-MGC-JB0	107	11	43313-MGC-JB1	103	3	101	10	45155-MGC-N30	80	13	50203-MGC-N20	148	8	
38515-MGC-000	105	4	42615-MGC-JB0	107	12	43313-MGC-JD1	103	4	102	9	45156-MGC-N30	80	14	50205-MEJ-000	148	9	
38520-MGC-JB1	80	2	42615-MGC-JD0	111	7	43313-MGC-NN1	103	4	109	15	45157-MEJ-J00	106	17	50210-MGC-JB0	79	5	
38520-MGC-JD1	80	3	42615-MGC-N40	109	7	43313-MGC-NP1	103	3	111	15	45215-MAS-E01	96	11	50211-MGC-JB0	79	6	
38520-MGC-N31	80	4	42620-MAZ-000	111	8	43316-MGC-750	103	5	100	14	45220-MGC-JB1	100	16	50216-MGC-000	148	10	
38522-MGC-N30	80	5	42620-MGC-N40	107	13	43316-MGC-JD0	103	6	107	21	45220-MGC-JP1	102	11	50216-MGC-A20	148	10	
38525-MGC-JD0	80	6		109	8	43350-MGC-JD0	103	7	101	10	45223-MGC-003	101	11	50220-MGC-JD0	79	7	
38770-MGC-DA1	145	16	42625-MBR-000	111	9	43352-568-003	96	4	102	9	45225-MGC-000	101	12	50220-MGC-N20	79	7	
38770-MGC-DC1	146	16	42625-MGC-N20	107	14		105	15	109	15	45226-MGC-000	101	13	50320-MGC-NB1	135	4	
38770-MGC-FB1	145	16		109	9		106	12	111	15	45250-MGC-016	96	12		137	4	
38770-MGC-FD1	146	16	42635-MGC-JB0	107	15	43353-461-771	52	13	100	14	45250-MGC-922	96	12	50328-KSV-J00	144	10	
38770-MGC-GA1	146	16	42650-MGC-JD0ZA	111	10		96	5	107	21	45250-MJM-D31	98	11	50329-HA7-670	79	8	
38770-MGC-GC1	146	16	42650-MGC-JS0	109	10		105	16	101	10	45251-MGC-N01	101	14	50330-MGC-000	137	4	
38770-MGC-KA1	146	16	42701-MGC-JB1	107	16		106	13	102	9	45319-634-003	113	12	50334-MGC-000	148	11	
38770-MGC-KC1	146	16	42711-MGC-D24	109	11	43503-KCY-671	103	8	109	15	45504-410-003	77	3	50335-MGC-300	148	12	
38770-MGC-NN1	146	16	42711-MGC-JD1	111	11	43504-MB2-006	103	9	111	15	45504-MAT-E01	82	7	50336-MGC-300	148	13	
38770-MGC-NP1	146	16	42711-MGC-JD2	111	11	43510-MGC-JB1	103	10			45510-MFM-C01	77	4	50337-MGC-300	148	14	
			42711-MGC-N22	107	17	43511-MGE-016	103	11			45510-MGC-JB1	77	4	50337-MGC-JB0	148	14	
40000			42712-MGC-N22	107	18	43512-MGC-JB1	103	12	45000		45510-MGH-641	77	4	50340-MGC-010	148	15	
40510-MGC-000	129	2	42713-166-004	100	3	43514-KS6-701	103	13	45103-MR7-006	96	6	45512-MA6-006	77	5	50341-MGC-000	148	16
40510-MGC-JB0	129	3	42713-MGC-N21	107	19	43514-MN9-006	65	19	45106-MAS-E01	96	7		82	8	50341-MGC-JB0	148	16
40510-MGC-JD0	131	2	42755-MKA-D81	101	1		103	14	45106-MJM-D31	98	4	45513-MEL-D21	104	22	50357-MEJ-000	148	17
40510-MGC-JP0	131	2		102	1	43517-KS6-701	103	15	45107-MCZ-016	96	8	45513-MM5-016	77	6	50384-045-670	135	5
40531-MFL-005	129	4		109	12	43520-MB2-315	103	16	45107-MFL-013	98	5		82	9		137	5
	131	3	42758-MKA-D81	101	2	43530-MGC-JB1	103	17	45108-MJM-D31	98	6	45513-MZ8-R41	77	6	50500-MGC-JB0	128	2
40540-MFL-003	129	5		102	2	43537-MN5-006	103	18	45111-MA3-006	105	17		82	9	50520-MGC-N20	128	3
	131	4		102	2	43538-MCA-006	104	19		106	14	45517-166-006	77	7	50523-MGC-N20	128	4
40540-MFL-005	129	5		109	13	43539-MN5-006	104	20	45111-MAJ-G41	105	18		82	10	50524-MFP-N00	128	5
	131	4		111	13	43555-MGC-000	104	21		106	15	45517-KR3-901	77	7	50525-MGC-N20	128	6
40541-MFL-003	129	4	43000			44000			45111-MEL-013	98	7		82	10	50526-MGC-N20	128	7
	131	3	43105-MW0-425	105	5	44301-MGC-000	100	4	45112-MEL-003	98	8	45518-MM5-006	77	8	50530-MGC-JB1	128	8
40542-MGC-N20	129	6		106	3		101	3	45117-MCJ-752	96	9		82	11	50530-MGC-N21	128	8
40543-MGC-N20	129	7	43107-KT7-761	105	6	44301-MJM-D60	102	3	45117-MFL-013	98	9	45520-300-000	104	23	50540-MFL-000	128	9
				106	4	44311-MGC-D30	101	4	45120-MGC-JB1	100	15	45520-MM5-006	77	9	50605-GZ4-670	142	4
			43108-MBB-006	105	7	44311-MGC-N20	100	5	45120-MGC-JP1	102	10		82	12		143	3
				106	5	44312-MCE-950	100	6	45125-MGC-JB1	77	2	45521-MJ6-006	104	24	50612-MM5-000	126	2
									45125-MGC-JD1	77	2	45530-MA4-671	77	10	50617-MM5-000	126	3
									45125-MGC-NN1	77	2	45530-MA5-671	77	10	50619-MM5-000	126	4

4

PART NO. INDEX

Part Number	Page	Ref.	Part Number	Page	Ref.	Part Number	Page	Ref.	Part Number	Page	Ref.	Part Number	Page	Ref.
91301-PLC-000	65	22	93500-05025-0A	120	40	95000			96600-06032-00	51	8			
91302-HM7-A00	139	14	93600-04012-1G	78	16				96600-08025-00	85	25			
91302-MB0-013	58	25		82	17	95002-40800-08	122	13		87	24			
	68	1	93892-05012-08	54	15	95005-35040-20	66	24	96700-06025-00	140	18			
91302-MGC-003	58	26	93893-04012-17	78	20	95005-35110-20	66	25						
	68	1		83	21	95005-35120-20	66	26	98000					
91302-MS2-003	112	26		104	35	95005-35170-20	66	27						
91303-MEJ-003	50	10	93903-14380	138	24	95005-80255-20	114	20	98200-41000	146	22			
	68	1	93903-22420	74	17	95005-80600-50	115	21	98200-42000	144	13			
91303-MG2-792	55	19	93903-25580	120	41	95015-54000	104	38		146	23			
	68	1	93903-26280	120	42	95701-06010-00	79	14	98200-43000	144	14			
91303-MGC-003	55	20		144	12	95701-06010-07	104	39		146	24			
	68	1	93911-25420	120	43	95701-06012-07	74	19						
91305-MGC-003	58	27		122	12	95701-06014-00	45	13	99000					
	68	1	93911-25680	120	44		47	16						
91306-329-000	60	21					58	29	99001-08120	151	10			
	68	1	94000				64	27	99001-10140	151	11			
91306-MGC-003	55	21					116	18	99001-14170	151	12			
	68	1	94001-06000-0S	74	18		117	15	99003-10000	151	13			
91307-KF0-003	47	13	94002-06020-0S	125	13	95701-06016-00	56	25	99003-30000	151	14			
	68	1	94002-08000-0S	104	36	95701-06016-07	136	28	99003-50000	151	15			
91309-425-003	54	13	94021-06070-0S	135	24		138	31	99006-12000	151	16			
	68	1		138	25	95701-06016-08	147	16	99006-27000	151	17			
91314-ME5-003	150	7	94050-05070	136	25	95701-06020-00	79	15	99008-01600	151	3			
91320-MB0-000	54	14		138	26		146	21						
91344-PC9-004	47	14	94050-06070	136	26	95701-06025-00	54	16						
	68	1		138	27	95701-06025-07	150	8						
91352-MCF-003	108	32	94050-06080	138	27	95701-06040-00	56	26						
	110	26	94050-08000	116	17		64	28						
91356-KA4-711	95	30		117	14	95701-06050-00	58	30						
91356-KF0-003	93	29	94050-08040	124	31	95701-08025-00	79	16						
91406-MS8-000	120	37	94050-10000	149	36	95701-08028-00	113	15						
91455-KEA-000	87	23	94050-10070	149	37		115	22						
91456-371-770	85	24	94101-06000	90	9	95701-08038-00	124	32						
	87	23	94102-08000	126	18	95701-08040-00	58	31						
91508-MGP-D00	120	38	94103-06700	136	27	95701-08050-00	58	32						
91565-SEL-003	146	20		138	28	95701-08060-00	58	33						
			94103-06800	138	28	95701-08080-00	58	34						
				29		95701-08095-00	58	35						
92000			94109-14000	55	23									
				68	1	96000								
92101-06014-0A	58	28		104	37									
92101-06020-4J	147	14	94201-20120	127	19	96001-06010-00	81	24						
92301-06020-0A	147	15	94201-20150	47	15	96001-06012-00	104	40						
92501-08035-0A	126	17	94301-08140	50	11	96001-06012-07	104	41						
92800-14000	55	22		53	26	96001-06016-00	150	9						
92900-08028-0E	41	21		56	24	96001-06020-07	150	10						
			94301-08200	39	12	96001-06025-07	104	42						
				41	22	96211-08000	127	20						
93401-05032-00	141	12	94301-10160	41	23	96600-06010-00	139	15						
93404-06014-07	120	39		46	6	96600-06014-00	51	7						
93404-06025-00	122	11	94510-14000	64	26		53	27						
93404-06025-07	138	23	94511-10000	130	23		139	16						
93404-06025-08	138	23	94511-15000	125	14	96600-06016-00	90	10						
93404-06030-07	135	23	94520-37000	130	24	96600-06016-07	72	25						
93500-04008-1H	66	23		132	21	96600-06028-00	91	4						
93500-05012-0G	70	26	94591-49000	138	30		140	17						
	72	24	94601-17000	60	22	96600-06028-07	88	17						
93500-05016-1H	70	27					89	17						

PART NAME INDEX

Part name	Page	Ref.	Part name	Page	Ref.	Part name	Page	Ref.
[A]								
ADAPTER COMP., WINKER	139	10	BEARING D, MAIN	59	10	BOLT, FLANGE, 10X75	57	15
ADJUSTER, CHAIN	129	7	BEARING, HEAD PIPE UNDER	88	11	BOLT, FLANGE, 10X85	149	22
ARM COMP., CHANGE	125	2	BEARING, HEAD PIPE UPPER	89	16	BOLT, FLANGE, 12X193	149	23
ARM, L. PILLION STEP	126	11	BEARING, HEAD PIPE UPPER	88	15	BOLT, FLANGE, 12X250	149	20
ARM, L. STEP	126	6	BEARING, HEAD PIPE UPPER	89	15	BOLT, FLANGE, 5X60	141	11
ARM, R. PILLION STEP	126	10	BEARING, NEEDLE	130	20	BOLT, FLANGE, 6MM	130	18
ARM, R. STEP	126	2	BEARING, NEEDLE	132	18	BOLT, FLANGE, 6X10	142	10
AXLE, FR. WHEEL	100	4	BEARING, NEEDLE, 19X13X12	52	20		45	9
	101	3	BEARING, NEEDLE, 22MM	62	34		79	14
	102	3	BEARING, NEEDLE, 22X26X13	62	33		81	24
	102	3	BEARING, NEEDLE, 22X38X16	62	35		104	29
AXLE, RR. WHEEL	107	7	BEARING, NEEDLE, 40X47X31	48	23	BOLT, FLANGE, 6X12	47	11
	109	3	BEARING, RADIAL BALL, 20X37X9	130	21		74	19
	111	3	BEARING, RADIAL BALL, 20X45X12	132	19		80	15
			BEARING, RADIAL BALL, 6204UU	101	17		19	19
[B]				100	20		95	24
BADGE, L. PRODUCT	154	4		102	15		104	40
BADGE, R. PRODUCT	154	3		108	28		41	41
BAG, SERVICE BOOK	151	2	BEARING, RADIAL BALL, 6205X2	109	22		105	21
BAG, TOOL	151	3	BEARING, RADIAL BALL, 6304UU	112	23		130	17
BAG, TOOL, 160MM	151	3	BEARING, RADIAL BALL, 6304UU	108	29		131	14
BALANCER SET	59	1	BEARING, RADIAL BALL, 63/28	110	23	BOLT, FLANGE, 6X14	45	13
BALL, STEEL, #8	127	20	BEARING, RADIAL BALL, 63/28	108	27		47	16
BAND	51	4		109	21		58	29
BAND A, BOOT	93	24	BODY SET, FRAME	112	22		64	27
BAND, AIR CLEANER CONNECTING	119	4	BOLT-WASHER, 5X32	148	3		80	18
BAND, BOOT	139	14	BOLT-WASHER, 6X12	141	12		105	20
BAND, INSULATOR	40	7	BOLT-WASHER, 6X14	55	16		106	18
		8	BOLT-WASHER, 6X14	120	39		116	18
		9	BOLT-WASHER, 6X25	122	11		117	15
BAND, L. RR. MUFFLER	123	12	BOLT-WASHER, 6X25	138	23		133	5
BAND, R. RR. MUFFLER	123	11	BOLT-WASHER, 6X30	135	23	BOLT, FLANGE, 6X16	56	25
BAND, TOOL	135	11	BOLT ASSY., FR. FORK	92	17		80	17
	137	10		94	17		136	28
BAND, WIRE	76	15	BOLT B, STUD, 9X165	57	18		138	31
		17	BOLT, ADAPTER, 10MM	75	12		147	16
	146	18	BOLT, BRAKE DISK, 6X17	100	18		150	9
BAND, WIRE, 165MM	76	16		102	13	BOLT, FLANGE, 6X18	60	16
	124	30	BOLT, BRAKE DISK, 8X24	109	17		104	28
	146	17		111	17		131	15
BAR COMP., SIDE STAND	128	8	BOLT, BREAK OFF, 6MM	116	14	BOLT, FLANGE, 6X20	39	10
BASE COMP., CAM CHAIN TENSIONER	45	5	BOLT, CAP, 8X35	126	17		79	15
BASE COMP., CONTACT	84	4	BOLT, CHAIN ADJUSTING	129	6		125	9
	86	4	BOLT, CHANGE PIVOT	125	8		146	21
BASE, TAILLIGHT	142	8	BOLT, CONNECTING ROD	59	6		150	10
	143	5	BOLT, DISK, 8X20	108	23	BOLT, FLANGE, 6X22	57	16
BATTERY	144	1	BOLT, DRAIN PLUG, 14MM	55	22		77	12
BEARING A, CONNECTING ROD	59	8	BOLT, FLANGE KNOCK, 7X10.5	45	11		82	14
BEARING A, MAIN	59	10	BOLT, FLANGE SOCKET, 6X16	80	16	BOLT, FLANGE, 6X25	45	10
		11		104	27		52	14
BEARING B, CONNECTING ROD	59	8	BOLT, FLANGE TORX, 6X25	40	12		54	16
BEARING B, MAIN	59	10	BOLT, FLANGE, 10MM	51	5		55	17
		11	BOLT, FLANGE, 10X100	149	21		77	14
BEARING C, CONNECTING ROD	59	8	BOLT, FLANGE, 10X115	149	24		104	30
BEARING C, MAIN	59	10	BOLT, FLANGE, 10X20	47	9		42	42
		11		149	27		150	8
			BOLT, FLANGE, 10X35	88	9	BOLT, FLANGE, 6X28	47	10
			BOLT, FLANGE, 10X57	98	13		50	6

PART NAME INDEX

Part name	Page	Ref.	Part name	Page	Ref.	Part name	Page	Ref.
BOLT, FLANGE, 6X32	55	18	BOLT, PIN	105	11	BOLT, TORX, 5X10	102	14
BOLT, FLANGE, 6X35	46	4		106	8		108	24
	48	18	BOLT, RECESSED, 5X28	40	16		109	18
	52	17	BOLT, RECESSED, 6X20	147	15		111	18
	135	17	BOLT, SEALING, 20MM	57	20	BOLT, TORX, 5X8	100	19
	137	17	BOLT, SETTING	54	6	BOLT, TORX, 6X18	101	16
BOLT, FLANGE, 6X37	40	14	BOLT, SHOULDER	65	20	BOLT, TORX, 8X35	96	13
BOLT, FLANGE, 6X40	40	13	BOLT, SIDE STAND PIVOT	128	10	BOLT, TORX, 8X40	96	14
	56	26	BOLT, SOCKET, 10MM	57	12	BOOT B	105	19
	64	28	BOLT, SOCKET, 10X32	89	11		106	16
BOLT, FLANGE, 6X43	55	14	BOLT, SOCKET, 10X40	134	8	BOOT COMP.	77	3
BOLT, FLANGE, 6X45	52	15	BOLT, SOCKET, 4X24	114	18		82	7
BOLT, FLANGE, 6X48	40	15	BOLT, SOCKET, 5X9	144	11		103	9
BOLT, FLANGE, 6X50	58	30	BOLT, SOCKET, 6MM	49	7	BOOT, FR. FORK	93	23
BOLT, FLANGE, 6X60	50	7	BOLT, SOCKET, 6X10	139	15	BOOT, SLEEVE	105	12
BOLT, FLANGE, 6X75	52	16	BOLT, SOCKET, 6X14	51	7		106	9
BOLT, FLANGE, 6X93	57	14		53	27	BOSS, OIL FILTER	55	15
BOLT, FLANGE, 8X115	57	21		139	16	BOX SET, ECU	148	15
BOLT, FLANGE, 8X135	57	13	BOLT, SOCKET, 6X16	72	25	BRACKET A, FR. FENDER	91	2
BOLT, FLANGE, 8X25	60	18		90	10	BRACKET B, FR. FENDER	91	3
	79	16	BOLT, SOCKET, 6X25	140	18	BRACKET COMP. B, R. ENGINE		
BOLT, FLANGE, 8X28	113	15	BOLT, SOCKET, 6X28	88	17	HANGER	148	10
	115	22		89	17	BRACKET COMP., RR.	105	8
BOLT, FLANGE, 8X32	96	15		90	7		9	9
BOLT, FLANGE, 8X35	124	23		91	4		106	6
BOLT, FLANGE, 8X38	124	32		140	17	BRACKET, MODULATOR	79	5
BOLT, FLANGE, 8X40	58	31	BOLT, SOCKET, 6X32	51	8	BRACKET, NUMBER PLATE	135	14
	84	18	BOLT, SOCKET, 8MM	93	26		137	14
BOLT, FLANGE, 8X49	105	22	BOLT, SOCKET, 8X24	116	15	BRACKET, RR. REFLECTOR	135	15
	106	19	BOLT, SOCKET, 8X25	85	25		137	15
BOLT, FLANGE, 8X50	58	32		87	24	BRACKET, SPEED SENSOR	80	11
BOLT, FLANGE, 8X60	58	33	BOLT, SOCKET, 8X27	95	26		80	12
BOLT, FLANGE, 8X80	58	34	BOLT, SOCKET, 8X28	87	17	BRIDGE COMP., FORK TOP	84	14
BOLT, FLANGE, 8X95	58	35	BOLT, SOCKET, 8X34	126	15		86	15
BOLT, FLANGE, 9X131	57	10	BOLT, SOCKET, 8X34	93	25	BRUSH SET A, CARBON	54	2
BOLT, FLANGE, 9X156	57	11	BOLT, SOCKET, 8X45	95	25	BRUSH SET B, CARBON	54	3
BOLT, FLANGE, 9X91	57	9	BOLT, SPECIAL FLANGE, 8X12	133	7	BULB	69	15
BOLT, FR. AXLE	100	17	BOLT, SPECIAL FLANGE, 8X20	117	11		139	12
	101	15	BOLT, SPECIAL FLANGE, 8X23	71	23	BULB, HEADLIGHT	69	16
	102	12	BOLT, SPECIAL FLANGE, 8X40	124	26	BULB, TAIL & STOP LIGHT	142	3
BOLT, HANDLE LEVER PIVOT	77	13	BOLT, SPECIAL, 10MM	57	19	BULB, WINKER LIGHT	139	12
	82	15		61	19		13	13
BOLT, HEADLIGHT CASE	70	24	BOLT, SPECIAL, 5X10	120	34	BUSH	82	2
BOLT, HEAD COVER	39	9	BOLT, SPECIAL, 5X8	124	25	BUSH A, DAMPER	133	2
BOLT, HEX., 10X65	131	13	BOLT, SPECIAL, 6MM	128	11		134	2
BOLT, HEX., 6X14	58	28		133	6	BUSH B, DAMPER	134	3
BOLT, HEX., 6X20	147	14		134	7	BUSH, GUIDE	92	9
BOLT, HOOK, 8X47	116	16	BOLT, SPECIAL, 6X16	128	12		94	9
BOLT, HOOK, 8X55	117	12	BOLT, SPECIAL, 6X17	50	8	BUSH, RUBBER UPPER	133	3
BOLT, MAIN STEP RUBBER SETTING	126	16	BOLT, SPECIAL, 6X18	60	17	BUSH, SLIDER	92	10
BOLT, OIL, 10X22	77	15	BOLT, STUD, 12X25	107	22		94	10
	81	21		109	16			
	82	16		111	16			
	104	31	BOLT, STUD, 8X28	41	21	[C]		
BOLT, OIL, 10X34	81	20	BOLT, STUD, 9X165	57	17	CABLE COMP. A, THROTTLE	75	1
BOLT, ONE-WAY, 6X14	149	25	BOLT, SWINGARM PIVOT	129	9	CABLE COMP. B, THROTTLE	75	2
BOLT, ONE-WAY, 8MM	84	17		131	6	CABLE, BATTERY EARTH	144	5
	87	18	BOLT, TERMINAL	54	7	CABLE, SEAT LOCK	116	6
			BOLT, TIE ROD	125	7		117	2

PART NAME INDEX

Part name	Page	Ref.	Part name	Page	Ref.	Part name	Page	Ref.
CABLE, STARTER BATTERY	144	2	CIRCLIP	78	19	COIL ASSY., IGNITION.....	147	2
CABLE, STARTER MOTOR	144	3		83	20		71	5
CALIPER SUB ASSY., L. FR.	96	10		104	25	COLLAR	131	7
	98	10	CIRCLIP, 28MM	62	29		147	11
CALIPER SUB ASSY., RR.	105	13	CIRCLIP, 30MM	62	30	COLLAR A, ENGINE MOUNTING.....	148	8
	106	10	CIRCLIP, EXTERNAL, 10MM	130	23	COLLAR A, FR. FENDER.....	122	9
CALIPER SUB ASSY., R. FR.	96	12	CIRCLIP, EXTERNAL, 14MM	64	26	COLLAR A, RR. FENDER.....	135	10
	98	11	CIRCLIP, EXTERNAL, 15MM	125	14		137	9
CAMSHAFT COMP., EX.	42	3	CIRCLIP, INTERNAL, 37MM	130	24	COLLAR A, WINKER.....	141	4
CAMSHAFT COMP., IN.	42	2		132	21	COLLAR B, MUFFLER STAY.....	116	1
CANISTER COMP.	122	1	CIRCLIP, RR. MASTER CYLINDER ..	103	15	COLLAR B, PIVOT.....	129	11
CAP ASSY., NOISE SUPPRESSOR ..	147	6	CLAMP	74	8		131	8
		7	CLAMPER A, SENSOR CORD	106	17	COLLAR B, RR. WHEEL DISTANCE..	111	9
CAP B, PIVOT	149	28	CLAMPER B, RR. BRAKE HOSE	103	5	COLLAR, 14X8.5X4.8	116	4
CAP COMP., FUEL FILLER	113	10			7	COLLAR, 28X13	61	13
	114	13	CLAMPER COMP., L. FR. BRAKE ...	80	14	COLLAR, 30X11.2	61	6
CAP, 30MM	47	12	CLAMPER COMP., R. FR. BRAKE ...	80	13	COLLAR, 8X12	113	13
CAP, BLEEDER	52	13	CLAMPER, CORD	75	4		114	17
	96	5	CLAMPER, SENSOR CORD	105	4	COLLAR, 8.8X11	79	11
	98	8	CLAMP, A.C. GENERATOR CORD	51	1	COLLAR, DISTANCE.....	48	3
	105	16	CLAMP, HARNESS	76	19		59	13
	106	13	CLAMP, MASTER CYLINDER OIL			COLLAR, DRUM STOPPER.....	63	17
CAP, CYLINDER HEAD SIDE	39	2	HOSE	65	19	COLLAR, EX. PIPE MOUNTING.....	124	18
CAP, DUMMY	145	6		103	13	COLLAR, FR. AXLE DISTANCE.....	100	8
		7	CLAMP, PIPE	80	1		101	7
		8	CLAMP, SWITCH CORD	47	8	COLLAR, FR. DISK.....	101	12
		9	CLAMP, TUBE	120	37	COLLAR, FR. FENDER.....	142	5
CAP, L. COVER	50	2		122	13	COLLAR, FR. REFLECTOR.....	90	5
CAP, MASTER CYLINDER	77	6	CLIP	122	10	COLLAR, FR. WHEEL SIDE.....	100	5
	82	9	CLIP E, WIRE HARNESS	149	19	COLLAR, FUEL TANK SETTING.....	135	1
CAP, OIL CUP	104	22	CLIP, 4X90	138	30		137	1
CAP, OIL FILLER	47	5	CLIP, BODY COVER	120	36	COLLAR, GUIDE PLATE DISTANCE..	63	15
CAP, SOCKET BOLT	85	24	CLIP, BRAKE PIPE	79	12	COLLAR, HEADLIGHT CASE.....	69	18
	87	23	CLIP, BREATHER TUBE	120	25		71	17
CAP, SOCKET BOLT, 8MM	87	23		121	1	COLLAR, HEADLIGHT SETTING.....	69	20
CARTRIDGE, OIL FILTER	55	13	CLIP, BUMPER SEAL	79	10		71	19
CASE ASSY., UPPER	74	10		135	19	COLLAR, LOCK SETTING.....	50	5
CASE A, AIR CLEANER	119	5	CLIP, CABLE, 10MM	79	13	COLLAR, L. FR. WHEEL SIDE.....	100	6
CASE B, AIR CLEANER	119	6		105	24		101	5
CASE COMP., L. BOTTOM	95	21	CLIP, CABLE, 12MM	105	23	COLLAR, L. RR. WHEEL SIDE.....	111	4
CASE COMP., R. BOTTOM	94	12		106	20	COLLAR, L. WINKER.....	139	11
CASE C, AIR CLEANER	119	10	CLIP, CABLE, 14MM	81	23	COLLAR, MAIN GALLERY.....	57	2
CASE, DRIVE CHAIN	129	2	CLIP, CABLE, 15MM	149	34	COLLAR, MODULATOR.....	79	6
		3	CLIP, CABLE, 30MM	146	19	COLLAR, MUFFLER MOUNTING.....	124	17
	131	2	CLIP, CLUTCH HOSE	104	33	COLLAR, RADIATOR MOUNTING.....	150	5
CASE, HEADLIGHT	69	17		149	32	COLLAR, RR. AXLE.....	131	5
	71	16	CLIP, COUPLER	146	20	COLLAR, RR. AXLE DISTANCE.....	107	13
CASE, L. BOTTOM	92	22	CLIP, DYNAMO CORD	52	11		109	8
	93	22	CLIP, HARNESS	147	13	COLLAR, RR. BRAKE SIDE.....	107	9
CASE, R. BOTTOM	92	12	CLIP, OIL DRAIN TUBE	119	1		109	5
CENTER, CLUTCH	48	4	CLIP, PISTON PIN, 17MM	60	22	COLLAR, RR. ENGINE HANGER.....	148	17
CHAIN KIT, DRIVE	129	1	CLIP, SPLASH SHIELD	149	31	COLLAR, RR. WHEEL DISTANCE....	107	14
	131	1	CLIP, SUB TANK HOSE	121	5		109	9
CHAIN, CAM	45	2	CLIP, WIRE HARNESS	52	19			
CHAIN, DRIVE	129	5		76	18			
	131	4						
CHAIN, OIL PUMP	55	7						

PART NAME INDEX

Part name	Page	Ref.	Part name	Page	Ref.	Part name	Page	Ref.
COLLAR, RR. WHEEL SIDE	107	8	COVER, SCREW	69	13	DOWEL PIN, 8X20	39	12
	109	4		71	15		41	22
COLLAR, R. FR. WHEEL SIDE	101	4	COVER, SEAT LOCK	135	7	DOWEL PIN, 8X26.4	64	25
COLLAR, R. PIVOT DISTANCE	129	12		137	6	DRIVER 1, PLUS SCREW	151	13
	131	9	COVER, SPEEDOMETER	73	3	DRIVER 3, MINUS SCREW	151	14
COLLAR, R. RR. WHEEL SIDE	111	5	COVER, TACHOMETER	73	4	DRUM COMP., GEARSHIFT	63	6
COLLAR, R. WINKER	139	9	COVER, TAILLIGHT	142	7	DUCT COMP., AIR CLEANER	119	7
COLLAR, SHIFTER	63	9		143	4	DUST SEAL, 28X37X4	130	22
COLLAR, SPLINE, 28X11	61	11	COVER, UPPER	145	12		132	20
COLLAR, SPLINE, 30X11	61	9	CRANKCASE SET	57	1	DUST SEAL, 35X52X7.5	108	31
COLLAR, SPRING	92	4	CRANKSHAFT COMP.	59	9		110	25
		5	CUP, MASTER CYLINDER OIL	103	11		112	25
	94	4	CUSHION ASSY., L. RR.	134	5	DUST SEAL, 37X68X7	108	30
		5	CUSHION ASSY., RR.	133	1		110	24
COLLAR, STEP LOWER	126	14	CUSHION ASSY., R. RR.	134	1		112	24
COLLAR, STEP RUBBER SETTING ..	142	4	CUSHION A, BATTERY	135	5	DUST SEAL, STEERING HEAD	88	4
	143	3		137	5		89	4
COLLAR, SWINGARM PIVOT	129	10	CUSHION, C.D.I. UNIT	145	1	DUST SEAL, STEERING UPPER	88	3
	131	7	CUSHION, FR. FUEL TANK	113	8		89	3
COLLAR, WINKER	141	2		114	11			
CONNECTOR	103	8	CUSHION, FUEL TANK RR.	113	9	[E]		
CONTROLLER ASSY., GRIP HEATER	145	10		114	12	ELEMENT, AIR CLEANER	119	2
COOLER COMP., OIL	150	3	CYLINDER ASSY., CLUTCH SLAVE ..	52	6	EMBLEM, KEY	84	5
COTTER, VALVE	42	10	CYLINDER COMP.	46	1		86	5
COUNTERSHAFT COMP.	61	2	CYLINDER SET, MASTER	77	10	EMBLEM, L. HONDA, 160MM	155	2
COVER ASSY., BATTERY	135	4	CYLINDER SUB ASSY., CLUTCH			EMBLEM, PRODUCT	74	13
	137	4	MASTER	82	4	EMBLEM, R. HONDA, 160MM	155	1
COVER ASSY., CLUTCH	47	2	CYLINDER SUB ASSY., FR. BRAKE			EMBLEM, SIDE COVER	154	5
COVER ASSY., CYLINDER HEAD ...	39	1	MASTER	77	4		155	4
COVER ASSY., METER	74	11	CYLINDER SUB ASSY., RR. BRAKE					
COVER COMP., L. AIR CLEANER			MASTER	103	10	[F]		
SIDE	119	14				FASTENER B, DUAL LOCK, 20X20 ..	120	30
COVER COMP., R. AIR CLEANER			[D]			FASTENER D, DUAL LOCK, 20X20 ..	120	24
SIDE	119	12	DAMPER SET, WHEEL	107	1	FENDER COMP. A, RR.	135	8
COVER SET, L. SIDE	118	8		109	1		137	7
		9	DIAPHRAGM	111	1	FENDER COMP. B, RR.	135	12
COVER SET, R. SIDE	118	4		77	9		137	13
		5		82	12	FENDER COMP., FR.	90	2
COVER, BATTERY	137	4	DIODE ASSY., THREE WAY	104	23		91	1
COVER, BATTERY TERMINAL	144	4	DISK B, CLUTCH FRICTION	145	4	FILM B, PROTECTOR	114	9
COVER, DUST	125	3	DISK COMP., L. FR. BRAKE	48	7	FILM, FRAME UPPER PIPE	148	4
COVER, HORN	88	8		100	16	FILM, PROTECTOR	148	1
	89	8	DISK COMP., R. FR. BRAKE	102	11	FILM, SIDE COVER GUARD	113	6
COVER, LOCK NUT	75	10		100	15	FILTER ASSY., FUEL	113	1
COVER, L. AIR CLEANER SIDE ...	119	15	DISK, CLUTCH FRICTION	102	10		114	1
COVER, L. CRANKCASE	50	1	DISK, FR. BRAKE	48	6	FILTER SET, OIL	55	2
COVER, L. MIDDLE	57	3	DISK, RR. BRAKE	107	20	FLANGE SUB ASSY., RR. DRIVEN ..	107	12
COVER, L. MUFFLER	124	20		109	14		109	7
COVER, L. REED VALVE	39	4	DOWEL PIN, 10X16	111	14		111	7
COVER, L. RR. CRANKCASE	52	5		41	23	FLAP, TIRE	100	3
COVER, L. SIDE	50	3	DOWEL PIN, 8X10	46	6		107	19
COVER, MAGNETIC SWITCH	144	8		58	24	FLYWHEEL COMP.	51	2
COVER, MAIN	73	2	DOWEL PIN, 8X14	52	21	FORK ASSY., L. FR.	92	19
COVER, PLUG HOLE	40	4		47	15		94	19
COVER, RUBBER	69	8		50	11			
COVER, R. AIR CLEANER SIDE ...	119	13		53	26			
COVER, R. CRANKCASE	47	1		56	24			
COVER, R. MUFFLER	124	19						
COVER, R. REED VALVE	39	3						



PART NAME INDEX

Part name	Page	Ref.	Part name	Page	Ref.	Part name	Page	Ref.
FORK ASSY., R. FR.	92	1	GUARD SET, HEAT	148	16	INSULATOR, THROTTLE BODY.....	40	6
		2	GUARD, ECU	148	11	[J]		
	94	2	GUIDE A, CAM CHAIN	45	8			
FORK, CENTER GEARSHIFT	63	2	GUIDE B, CAM CHAIN	45	6	JOINT, BRAKE ROD	104	26
FORK, L. GEARSHIFT	63	3	GUIDE COMP., OIL PUMP CHAIN ..	57	5	JOINT, DRIVE CHAIN	129	4
FORK, R. GEARSHIFT	63	1	GUIDE COMP., RR. BRAKE HOSE ...	103	6		131	3
FUNNEL, AIR	119	3	GUIDE, CLUTCH OUTER	48	2	JOINT, FIVE WAY	65	17
FUSE, MINI	144	13	GUIDE, FR. SPEED SENSOR	80	5	JOINT, FOUR WAY	65	18
		14	GUIDE, VALVE	40	2	JOINT, IDLE AIR CONTROL VALVE ..	65	6
	146	22	[H]			JOINT, ORIFICE, 0.75	122	2
		23				JOINT, TUBE	114	15
		24	HANDLE, EYE WRENCH, 12MM	151	16			16
[G]			HARNES, WIRE	145	5	JOINT, TWO WAY	80	7
GARNISH COMP., RR.	117	10	HEADLIGHT ASSY.	69	2			
GARNISH, L. SIDE	116	13		71	3	[K]		
GARNISH, R. SIDE	116	11	HEADLIGHT UNIT	69	10			
GASKET B, HEAD COVER	39	7		71	11	KEY SET	84	2
	67	1	HEAD ASSY., CYLINDER	40	1		86	2
GASKET KIT A	67	1	HEATER ASSY., R.	75	6	KEY, BLANK	84	6
GASKET KIT B	68	1	HEATER SET, L. HANDLE	75	7		86	6
GASKET, CYLINDER	46	2	HOLDER ASSY., HELMET	148	18	KEY, SEAT LOCK	117	9
	67	1	HOLDER COMP., HANDLE UNDER	84	12	KEY, SPECIAL WOODRUFF, 25X14 ..	60	20
GASKET, CYLINDER HEAD	40	3		86	13			
	67	1	HOLDER COMP., L. SIDE	52	2	[L]		
GASKET, EX. PIPE	67	1	HOLDER, BALANCER SHAFT	60	15	LABEL, ACCESSORIES & LOADING ..	152	7
	123	5	HOLDER, BRUSH	54	4	LABEL, BRAKE FLUID	153	15
GASKET, HEAD COVER	39	6	HOLDER, HANDLE PIPE UPPER	84	11	LABEL, CHAIN ADJUSTER	152	6
	67	1		86	12	LABEL, DRIVE CAUTION	152	10
GASKET, L. SIDE HOLDER	52	4	HOLDER, L. STEP	126	13	LABEL, FRENCH TRANSLATION	153	11
	68	1	HOLDER, MASTER CYLINDER	77	7	LABEL, FUEL & DRIVE	153	13
GASKET, PLUG HOLE COVER	40	5		82	10		14	
	67	1	HOLDER, R. STEP	126	8	LABEL, HELMET INFORMATION	153	16
GASKET, SLAVE CYLINDER	52	7	HOOK, SEAT CATCH	116	10	LABEL, MANUFACTURER	152	1
	68	1		117	7	LABEL, OIL CAPACITY	152	8
GASKET, TENSIONER LIFTER	45	7	HORN ASSY.	89	1		9	
	67	1	HORN COMP.	88	1	LABEL, REFUEL CAUTION	153	12
GEAR COMP., STARTING DRIVEN ..	49	4		89	2	LABEL, TIRE & DRIVE CHAIN	152	3
GEAR, BALANCER	59	12		89	1		4	
GEAR, COUNTERSHAFT FIFTH	61	14	HOSE COMP. A, FR. BRAKE	77	2	LENS, WINKER	139	2
GEAR, COUNTERSHAFT FIRST	61	3	HOSE COMP. A, RR. BRAKE	103	2	LEVER ASSY., L. HANDLE	82	13
GEAR, COUNTERSHAFT FOURTH	61	10	HOSE COMP. B, RR. BRAKE	103	3	LEVER ASSY., R. HANDLE	77	11
GEAR, COUNTERSHAFT SECOND	61	5			4	LIFTER COMP., TENSIONER	45	3
GEAR, COUNTERSHAFT SIXTH	61	16	HOSE COMP., FR. BRAKE	80	8	LIFTER, VALVE	42	6
GEAR, COUNTERSHAFT THIRD	61	8	HOSE COMP., FUEL FEED	113	4	LOCK ASSY., SEAT	116	5
GEAR, MAINSHAFT FIFTH	61	12		114	5			
GEAR, MAINSHAFT SECOND	61	4	HOSE COMP., L. FR. BRAKE	80	10	[M]		
GEAR, MAINSHAFT SIXTH	61	15	HOSE COMP., RR. BRAKE MASTER ..	103	12	MAINSHAFT COMP.	61	1
GEAR, MAINSHAFT THIRD & FOURTH	61	7	HOSE COMP., RR. BRAKE MASTER ..	103	12	MARK, SHOWA	134	4
GEAR, STARTER REDUCTION	49	2	HOSE COMP., RR. BRAKE MASTER ..	103	12	MAT A, PIVOT BRACKET	120	29
GEAR, STARTING IDLE	49	5	HOSE COMP., R. FR. BRAKE	80	9	MAT, AIR CLEANER SIDE COVER ..	119	16
GENERATOR ASSY., PULSE	47	7	HUB SUB ASSY., FR.	100	9	MAT, FRAME BODY	148	5
GRIP COMP., THROTTLE	75	8	HUB SUB ASSY., RR.	107	15	MAT, HEAT GUARD	148	14
GRIP, L. HANDLE	75	9	[I]			METER ASSY., COMBINATION	73	1
GRIP, SCREW DRIVER	151	15	INJECTOR ASSY., FUEL	65	12	METER ASSY., SPEED & TACHO	73	6
GROMMET	147	12	INSULATOR	54	9	MIRROR COMP., BACK	75	11
GROMMET, AIR CLEANER CASE	135	13						
GROMMET, IGNITION COVER	118	2						

PART NAME INDEX

Part name	Page	Ref.	Part name	Page	Ref.	Part name	Page	Ref.
MODULATOR ASSY.	79	9	NUT, SPEED, 4MM	120	35	0-RING, 6X2	55	20
MOLDING, RR. FENDER	142	6	NUT, SQUARE, 5MM	40	10		68	1
MOTOR ASSY.	65	5	NUT, STEERING STEM	84	20	0-RING, 6.3X2.2	65	21
MOTOR ASSY., STARTER	54	1		87	20	0-RING, 7.47X3.6	65	22
MUDGUARD, RR.	79	7	NUT, SWITCH PLATE	104	20	0-RING, 9X2.3	58	26
MUFFLER COMP., L.	123	14	NUT, UNIT HOLDER	69	12		68	1
MUFFLER COMP., R.	123	7	NUT, U, 10MM	134	9	0-RING, 9.6X2.6	55	21
			NUT, U, 18MM	130	19		68	1
[N]				131	17	OUTER COMP., CLUTCH	48	1
NUT-WASHER, 6MM	54	12	NUT, U, 22MM	111	20	OUTER COMP., STARTING CLUTCH ..	49	6
NUT B, TIE ROD	125	10	NUT, U, 6MM	95	27			
NUT, BEAM ADJUSTING	69	9		135	20	[P]		
	71	12	NUT, U, FLANGE, 18MM	138	20	PACKING, BASE	113	7
NUT, CAP, 6MM	78	17		109	19		114	10
	82	18	[O]			PACKING, LENS	139	4
	88	12	OIL SEAL, 13X22X5	52	22	PACKING, MUFFLER	123	13
	89	12	OIL SEAL, 28X47.2X7	100	21	PACKING, OIL STRAINER	55	6
	113	14		101	18		68	1
	114	19	OIL SEAL, 45X72X8	102	16	PAD SET, FR.	96	3
	135	24	OIL SEAL, 6X16X5	52	24		98	3
	138	25	OIL SEAL, 8X18X5	53	25	PAD SET, RR.	105	5
NUT, CAP, 8MM	124	27	OIL SEAL, 8X25X7	52	23		106	3
NUT, CAP, 9MM	40	17	0-RING	65	8	PAN, OIL	55	1
				101	2	PAWL A, RATCHET	63	10
NUT, CLIP	139	5	0-RING SET	52	1	PAWL B, RATCHET	63	11
NUT, CONNECTING ROD	59	7	0-RING, 10X1.6	40	20	PEDAL COMP., CHANGE	125	1
NUT, FENDER SETTING	120	31	0-RING, 10X2.6	150	7	PEDAL COMP., RR. BRAKE	125	5
	142	9	0-RING, 11.9X2.2	58	27	PGM-FI UNIT	145	16
	143	6	0-RING, 14.5X2.4	55	19		146	16
NUT, FLANGE CAP, 6MM	90	8	0-RING, 14.8X2.4	104	34	PIECE, CLUTCH JOINT	48	14
NUT, FLANGE, 10MM	131	16	0-RING, 16X1.9	60	21	PIECE, OIL LOCK	92	13
	149	36	0-RING, 17.8X1.9	65	9		94	13
			0-RING, 18X3	47	13	PIECE, POSITION SWITCH DRIVE ..	63	7
NUT, FLANGE, 12MM	108	26	0-RING, 24.4X3.1	54	13	PIN D, JOINT	104	38
	109	20	0-RING, 29X2.4	47	14	PIN, 10X44	49	3
	111	19	0-RING, 32.95X2.62	58	25	PIN, GEARSHIFT FORK GUIDE	61	18
	149	29		68	1	PIN, HANGER	96	11
NUT, FLANGE, 5MM	136	25	0-RING, 33.2X2.4	93	29		105	14
	138	26	0-RING, 35.2X2.4	95	30	PIN, PISTON	106	11
NUT, FLANGE, 6MM	136	26	0-RING, 4X2	54	14		49	1
	138	27	0-RING, 51X2	108	32		59	4
NUT, FLANGE, 8MM	84	21	0-RING, 58X2.5	50	10	PIN, SHIFT RETURN SPRING	63	21
	87	21		68	1	PIN, SPLIT, 2.0X12	104	37
	116	17	0-RING, 69X2	112	26	PIN, SPLIT, 2.0X15	127	19
	117	14				PIN, STEP BAR	126	5
NUT, HEADLIGHT CASE	69	19				PIPE B, OIL PATH	55	12
	71	18				PIPE COMP. A, FR. BRAKE	79	3
NUT, HEX., 10MM	76	13				PIPE COMP. A, RR. BRAKE	79	1
NUT, HEX., 6MM	74	18				PIPE COMP. B, FR. BRAKE	79	4
	125	13				PIPE COMP. B, RR. BRAKE	79	2
NUT, HEX., 8MM	104	36				PIPE COMP. C, OIL	55	9
NUT, LOCK, 25MM	48	19				PIPE COMP. D, OIL	55	10
NUT, SIDE STAND	128	13				PIPE COMP., CLUTCH	82	5
NUT, SPECIAL	71	14				PIPE COMP., FR. FORK	92	7
NUT, SPECIAL, 5MM	120	32					94	7
NUT, SPECIAL, 6MM	135	21				PIPE COMP., L. EX.	123	3
	138	21				PIPE COMP., L. OIL HOSE	150	2
						PIPE COMP., OIL RETURN	55	11



PART NAME INDEX

Part name	Page	Ref.	Part name	Page	Ref.	Part name	Page	Ref.
PIPE COMP., R. EX.	123	1	PROTECTOR	77	5	ROD ASSY., CONNECTING.....	59	5
PIPE COMP., R. OIL HOSE	150	1	PROTECTOR, L. EX.	82	8	ROD COMP., PUSH	103	17
PIPE, CP	143	1	PROTECTOR, MUFLER	123	4	ROD, CLUTCH LIFTER	48	17
PIPE, FUEL	65	14	PROTECTOR, R. EX.	123	8	ROD, PUSH	82	1
		15	PULLER, MINI FUSE	123	2	ROD, SWITCH EXTENSION.....	73	7
PIPE, MAIN STAND PIVOT	128	7	PUMP ASSY., FUEL	113	2	ROLLER, 5X10.8.....	62	36
PIPE, SEAT	92	15	PUMP ASSY., OIL	55	3	ROTOR, PULSE	47	6
	94	15		114	2	RUBBER A, HANDLE WEIGHT.....	84	9
PIPE, STEERING HANDLE	84	7		114	2		86	10
	86	7	[R]			RUBBER A, RR. FENDER.....	137	11
PISTON	59	3	RECEIVER UNIT	84	1	RUBBER A, SIDE COVER.....	118	6
	98	5		86	1	RUBBER B, RR. FENDER.....	137	12
		9		86	1	RUBBER B, SEAT SETTING	116	8
	105	6	RECEIVER UNIT SET	86	1		117	5
	106	4	RECTIFIER ASSY., REGULATOR	145	2	RUBBER B, SEAT STOPPER	116	9
PISTON A	96	8	RECTIFIER COMP., SILICON	145	3		117	6
PISTON B	96	9	REFLECTOR, FR. REFLEX	90	1	RUBBER B, TAILLIGHT MOUNTING..	150	6
PISTON SET, MASTER CYLINDER ..	82	3		94	1	RUBBER C, MOUNTING	148	7
	103	16	REFLECTOR, RR. REFLEX	137	2	RUBBER E, MOUNTING	148	9
PISTON, SLAVE CYLINDER	52	8		137	3	RUBBER, BATTERY BOX MOUNTING..	79	8
PLATE A, ENGINE HANGER	148	6	RELAY ASSY., POWER	145	15	RUBBER, BATTERY MOUNTING.....	113	11
PLATE B, CLUTCH	48	10	RELAY COMP., WINKER	145	13	RUBBER, CLUTCH COVER.....	47	4
PLATE COMP., CLUTCH PRESSURE ..	48	12		14		RUBBER, DAMPER	59	14
PLATE COMP., OIL PATH	57	4	RETAINER	105	10	RUBBER, ENGINE SIDE COVER	118	3
PLATE, BANK ANGLE SENSOR	147	1		106	7	RUBBER, EX. PIPE MOUNTING.....	123	16
PLATE, CLUTCH	48	8	RETAINER, PAD	98	6	RUBBER, GEAR CHANGE PEDAL.....	125	4
		9	RETAINER, VALVE SPRING	42	8	RUBBER, HANDLE HOLDER SEAT....	84	13
PLATE, CLUTCH COVER RUBBER ...	47	3	RIM COMP., HEADLIGHT	69	3		86	14
PLATE, DIAPHRAGM	77	8		71	4	RUBBER, HEAT GUARD	119	18
	82	11	RIM, FR. WHEEL	100	11	RUBBER, JOINT PLATE	122	8
	104	24	RIM, RR. WHEEL	107	16	RUBBER, L. FR. WINKER MOUNTING	141	6
PLATE, DRIVE CHAIN GUIDE	52	3	RING	54	8	RUBBER, L. RR. WINKER MOUNTING	141	10
PLATE, GARNISH	116	12	RING SET, PISTON	59	2	RUBBER, METER SETTING.....	74	9
PLATE, GEARSHIFT FORK SHAFT ..	63	5	RING, BACK UP	92	8	RUBBER, MOUNTING	39	11
PLATE, GUIDE	63	13	RING, FR. PULSER	100	7		67	1
PLATE, IDLE AIR CONTROL VALVE ..	65	7		101	6	RUBBER, MUFFLER MOUNTING.....	123	15
PLATE, JOINT	65	4	RING, HANDLE WEIGHT SNAP	84	10	RUBBER, PIVOT UNDER COVER	50	4
PLATE, LOCK KEY SETTING	117	8		86	11	RUBBER, PROTECTOR	135	6
PLATE, LOCK KEY SETTING	69	23	RING, OIL SEAL STOPPER	92	16	RUBBER, PROTECTOR MOUNTING	123	10
PLATE, L. HEADLIGHT	71	22		94	8	RUBBER, PROTECTOR PACKING	123	6
	128	4	RING, RR. PULSER	107	11	RUBBER, RADIATOR MOUNTING.....	69	1
PLATE, MAIN STAND SPRING	126	12		109	6		71	1
PLATE, PILLION STEP CLICK	39	5	RING, SEAL	65	13		150	4
PLATE, PORT	152	2	RING, SNAP, 62MM	62	32	RUBBER, RR. FENDER CUSHION....	135	9
PLATE, REGISTERED NUMBER	69	22	RING, SNAP, 72MM	62	31		137	8
PLATE, R. HEADLIGHT	71	21	RING, STOPPER	105	18	RUBBER, R. FR. WINKER MOUNTING	141	3
	48	13		106	15	RUBBER, R. RR. WINKER MOUNTING	141	8
PLATE, SETTING	63	22	RIVET, PUSH	88	11	RUBBER, SHOCK	144	7
PLATE, SHIFT DRUM BEARING	126	4		89	10	RUBBER, SIDE COVER	118	7
SETTING	103	18				RUBBER, STAND STOPPER.....	128	5
PLATE, STEP SETTING	120	22	[S]			RUBBER, STEP	126	9
PLATE, SWITCH	135	22	SCREW-WASHER.....	71	9	RUBBER, TANK GUARD	114	4
PLUG, BREATHER TUBE	138	22						
PLUG, CONE TYPE	133	4						
	134	6						
PLUG, HEX., 5MM	134	6						
	117	1						
PLUG, HEX., 6MM	40	11						
PLUG, SPARK	63	12						
PLUNGER, PAWL								

PART NAME INDEX

Part name	Page	Ref.	Part name	Page	Ref.	Part name	Page	Ref.
SCREW-WASHER, 4X12	78	20	SEAL SET, PISTON	96	1	SPOKE SET, R. RR. OUTER	107	3
	83	21			2	SPONGE A, ECU BOX	148	12
	104	35		98	1	SPONGE B, ECU BOX	148	13
SCREW-WASHER, 4X6	113	12			2	SPRING ASSY., RR. BRAKE RETURN	125	6
SCREW-WASHER, 5X12	54	15		105	1	SPRING COMP., PAD	96	7
SCREW-WASHER, 5X20	76	14	SEAL, AIR CLEANER	106	1	SPRING, BEAM ADJUST	69	7
SCREW-WASHER, 5X28	84	16	SEAL, AIR CLEANER CASE	119	8	SPRING, BEAM ADJUSTING	71	10
	87	16			9	SPRING, CARBON BRUSH	54	5
SCREW, 4X14	71	8	SEAL, BREATHER	114	14	SPRING, CLUTCH	48	15
SCREW, BEAM ADJUSTING	69	4	SEAL, DUST	93	28	SPRING, DRUM STOPPER	63	18
	71	5		95	29	SPRING, FR. DISK	101	11
SCREW, BLEEDER	52	10	SEAL, JOINT	96	6	SPRING, FR. REBOUND	92	11
	96	4	SEAL, VALVE STEM	42	1		94	11
	98	7	SEAT ASSY., DOUBLE	116	7	SPRING, JUDDER	48	11
	105	15		117	3	SPRING, KICK STARTER STOPPER ..	126	1
	106	12			4	SPRING, L. FR.	92	21
SCREW, FLAT, 4X12	77	16			4		94	20
	78	16	SEAT, CLUTCH SPRING	48	16	SPRING, L. STEP RETURN	126	7
	82	17	SEAT, JUDDER SPRING	48	5	SPRING, MAIN STAND	128	6
SCREW, OVAL, 6X65	84	19	SEAT, SPRING	92	6	SPRING, PAD	98	4
	87	19		94	6		105	7
SCREW, PAN, 4X8	66	23	SEAT, VALVE SPRING OUTER	42	9		106	5
SCREW, PAN, 5MM	120	38	SENSOR ASSY., AIR TEMPERATURE	120	27	SPRING, PAWL PLUNGER	63	14
SCREW, PAN, 5X10	129	16	SENSOR ASSY., THERMOSTAT OIL	46	3	SPRING, R. FR.	92	3
SCREW, PAN, 5X12	70	26	SENSOR A, MASTER POWER				94	3
	72	24		120	28	SPRING, R. STEP RETURN	126	3
SCREW, PAN, 5X16	70	27	SENSOR COMP., BANK ANGLE	147	10	SPRING, SHIFT RETURN	63	20
SCREW, PAN, 5X25	120	40	SENSOR, FR. WHEEL SPEED	80	2	SPRING, SIDE STAND	128	9
SCREW, PAN, 6MM	135	18			3	SPRING, SLAVE CYLINDER	52	9
	137	18			4	SPRING, SWITCH	104	19
SCREW, PAN, 6X10	90	6	SENSOR, OXYGEN	124	21	SPRING, VALVE	42	7
	118	10			22	SPROCKET, CAM	45	1
SCREW, PAN, 6X11	142	11	SENSOR, RR. WHEEL SPEED	105	2	SPROCKET, DRIVE	61	17
SCREW, PAN, 6X14	135	16			3	SPROCKET, FINAL DRIVEN	107	6
	137	16		106	2		109	2
SCREW, PAN, 6X20	74	15	SHAFT, GEARSHIFT FORK	63	4		111	2
SCREW, RIVET, 1.8X5	149	35	SHIFTER, DRUM	63	8	SPROCKET, OIL PUMP DRIVEN	55	4
SCREW, SPECIAL, 4X8	139	3	SHIM, TAPPET	42	11	STAND COMP., MAIN	128	2
SCREW, SPECIAL, 5X14	143	7		43	11	STATOR COMP.	51	3
SCREW, SPECIAL, 6MM	70	25	SLEEVE	105	17	STAY ASSY., METER	73	5
	118	11		106	14	STAY COMP., HEADLIGHT	69	21
SCREW, SPECIAL, 6X14	88	10	SLIDER, CHAIN	129	13		71	20
	89	9		131	10	STAY, ADJUST SCREW	69	11
	124	24	SOCKET COMP., POSITION LIGHT ..	69	14		71	13
SCREW, TAPPING, 3X16	74	17	SOCKET COMP., TAILLIGHT	142	2	STAY, COUPLER	120	26
	84	23	SPACER, FR. FORK	98	12	STAY, FR. SENSOR CORD	80	6
	87	22	SPACER, IGNITION COIL	147	4	STAY, HORN	88	7
SCREW, TAPPING, 4X12	138	24	SPANNER, 10X14	151	11		89	7
SCREW, TAPPING, 4X14	69	6	SPANNER, 12X14	151	4	STAY, IGNITION COIL	147	3
	74	14	SPANNER, 14X17	151	12	STAY, L. AIR CLEANER SIDE		
SCREW, TAPPING, 4X18	120	33	SPANNER, 8X12	151	10	COVER	119	19
SCREW, TAPPING, 5X16	120	43	SPANNER, PIN	151	9	STAY, L. FR. REFLECTOR	90	4
	122	12	SPINDLE COMP., GEARSHIFT	63	19		95	23
SCREW, TAPPING, 5X25	120	41	SPOKE SET A, FR.	100	1	STAY, L. GARNISH	116	3
		44	SPOKE SET B, FR.	100	2	STAY, OIL CUP	104	21
SCREW, TAPPING, 6X16	120	42	SPOKE SET, L. RR. INNER	107	4	STAY, R. AIR CLEANER SIDE		
	144	12	SPOKE SET, L. RR. OUTER	107	5	COVER	119	17
SEAL SET, FR. FORK	92	18	SPOKE SET, R. RR. INNER	107	2	STAY, R. FR. REFLECTOR	90	3
	94	18					95	22

PART NAME INDEX

Part name	Page	Ref.	Part name	Page	Ref.	Part name	Page	Ref.
STAY, R. GARNISH	116	2	T-JOINT, FUEL	65	16	WASHER, 8.5X26	124	29
STAY, STARTER MAGNETIC	144	9	TRIM, FUEL TANK	118	1	WASHER, 8.5X38	133	8
STEM SUB ASSY., STEERING	88	5	TUBE	65	1	WASHER, CHAIN SLIDER	124	28
	89	5				WASHER, DRAIN PLUG, 14MM	129	14
STOPPER COMP., DRUM	63	16	TUBE A, DRAIN	119	21	WASHER, FR. DISK	55	23
STOPPER, TERMINAL	54	10	TUBE COMP., 9X330	65	10	WASHER, HANDLE UNDER HOLDER	68	1
STRAINER COMP., OIL	55	5	TUBE C, AIR INJECTION CONTROL VALVE	121	2	WASHER, LOCK	101	13
STRIPE, FUEL TANK	155	3	TUBE, 3.5X110	66	25	WASHER, LOCK, 28MM	84	22
STRIPE, L. FUEL TANK	154	2	TUBE, 3.5X120	66	26	WASHER, LOCK, 30MM	88	14
STRIPE, R. FUEL TANK	154	1	TUBE, 3.5X170	66	27	WASHER, LOCK, 30MM	89	14
SUB CORD, ENGINE	57	6	TUBE, 3.5X40	66	24	WASHER, NEUTRAL	62	28
SUB HARNESS, ABS	147	8	TUBE, 8X255	114	20	WASHER, OIL BOLT	62	27
SUB HARNESS, INJECTOR	147	9	TUBE, 8X600	115	21	WASHER, NEUTRAL	58	23
SUB SPRING, MAIN STAND	128	3	TUBE, AIR CLEANER CONNECTING	119	20	WASHER, OIL BOLT	68	1
SUSPENSION, SOLENOID VALVE	121	6	TUBE, BREATHER	114	8	WASHER, OIL BOLT	78	18
SUSPENSION, GRIP HEATER CONTROLLER	145	11	TUBE, CANISTER DRAIN	122	3	WASHER, OIL BOLT	81	22
SWINGARM SUB ASSY., RR.	129	15	TUBE, CANISTER PURGE CONTROL VALVE	122	5	WASHER, OIL BOLT	83	19
	131	11	TUBE, DRAIN	114	7	WASHER, OIL BOLT	104	32
SWITCH ASSY., CHANGE	52	12	TUBE, ENGINE BREATHER	120	23	WASHER, PLAIN, 6MM	50	9
SWITCH ASSY., CLUTCH	82	6	TUBE, FUEL TANK CANISTER	122	6	WASHER, PLAIN, 6MM	90	9
SWITCH ASSY., COMBINATION & LOCK	84	3	TUBE, L. AIR INJECTION CONTROL VALVE	121	4	WASHER, PLAIN, 6MM	133	9
	86	3	TUBE, PURGE CONTROL VALVE JOINT	122	4	WASHER, PLAIN, 6MM	134	10
SWITCH ASSY., FR. STOP	77	1	TUBE, R. AIR INJECTION CONTROL VALVE	121	3	WASHER, PLAIN, 6MM	136	27
SWITCH ASSY., NEUTRAL	57	8	TUBE, TIRE	100	13	WASHER, PLAIN, 6MM	138	28
SWITCH ASSY., OIL PRESSURE	57	7		107	18	WASHER, PLAIN, 8MM	117	13
SWITCH ASSY., SIDE STAND	128	1	[V]			WASHER, PLAIN, 8MM	126	18
SWITCH ASSY., STARTER MAGNETIC STOP	144	6	VALVE ASSY., CLAMP IN	101	1	WASHER, ROTOR SETTING	125	11
SWITCH ASSY., STARTER & ENGINE STOP	75	3		102	1	WASHER, SEALING, 10.2MM	46	5
SWITCH ASSY., WINKER	75	5		109	12	WASHER, SEALING, 10.2MM	67	1
SWITCH SET, RR. STOP	103	1		111	12	WASHER, SEALING, 10.2MM	67	1
				111	12	WASHER, SEALING, 6MM	45	12
[T]				121	7	WASHER, SEALING, 6MM	67	1
TAILLIGHT UNIT	142	1	VALVE ASSY., EX. AIR INJECTION	121	7	WASHER, SEALING, 6MM	52	18
	143	2	VALVE ASSY., RELIEF	55	8	WASHER, SEALING, 6MM	68	1
TANK ASSY., FUEL	113	3	VALVE COMP., REED	39	8	WASHER, SEALING, 8MM	57	22
	114	3	VALVE, EX.	42	5	WASHER, SEALING, 8MM	68	1
TAPE B, TANK GUARD	113	5	VALVE, IN.	42	4	WASHER, SEALING, 9MM	40	19
	114	6	VALVE, PURGE CONTROL SOLENOID	122	7	WASHER, SEALING, 9MM	67	1
TAPE, BATTERY LIFT	144	10				WASHER, SPECIAL, 11X28	149	30
TAPE, DOUBLE FACE, 5X25	74	12	[W]			WASHER, SPECIAL, 8MM	93	27
TAPE, TANK GUARD	148	2	WASHER	54	11	WASHER, SPECIAL, 8MM	95	28
TENSIONER, CAM CHAIN	45	4	WASHER	69	5	WASHER, SPLINE, 28MM	62	26
THREAD B, STEERING HEAD TOP	88	13	WASHER A, BALANCER SIDE	71	6	WASHER, SPLINE, 28X34X1.5	61	21
	89	13	WASHER B, HANDLE HOLDER	60	19	WASHER, SPLINE, 30MM	62	25
THREAD COMP., STEERING HEAD TOP	88	6	WASHER B, THRUST, 22MM	74	16	WASHER, SPLINE, 30X36X1.5	61	20
	89	6	WASHER, 10.2MM	61	22	WASHER, SPRING, 25MM	48	21
THROTTLE BODY ASSY.	65	2	WASHER, 10.5X31.8	51	6	WASHER, THRUST, 25X40X2	48	22
			WASHER, 14MM	63	23	WASHER, THRUST, 28MM	61	23
TIRE, FR.	100	12	WASHER, 15.2X25	125	12	WASHER, THRUST, 28.2X56X2	48	20
	101	9	WASHER, 22X38X2.5	112	21	WEIGHT B, STEERING HANDLE	84	8
	102	8	WASHER, 8MM	63	24	WEIGHT B, STEERING HANDLE	86	8
TIRE, RR.	107	17				WEIGHT, BALANCE	100	14
	109	11				WEIGHT, BALANCE	101	10
	111	11				WEIGHT, BALANCE	102	9
						WEIGHT, BALANCE	107	21
						WEIGHT, BALANCE	109	15
						WEIGHT, BALANCE	111	15
						WEIGHT, STEERING HANDLE	84	15
						WEIGHT, STEERING HANDLE	86	9

PART NAME INDEX

Part name	Page	Ref.	Part name	Page	Ref.	Part name	Page	Ref.
WHEEL SUB ASSY., FR.	100	10						
	101	8						
	102	7						
WHEEL SUB ASSY., RR.	107	10						
	109	10						
	111	10						
WINKER ASSY., L. FR.	139	6						
	141	5						
WINKER ASSY., L. RR.	139	8						
	141	9						
WINKER ASSY., R. FR.	139	1						
	141	1						
WINKER ASSY., R. RR.	139	7						
	141	7						
WRENCH, BOX	151	5						
WRENCH, EYE, 27MM	151	17						
WRENCH, EYE, 32MM	151	6						
WRENCH, HEX., 5MM	151	8						
WRENCH, HEX., 6MM	151	7						

YUMBO-JP.COM

1

FOREWORD INDEX

2

ENGINE GROUP

3

FRAME GROUP

4

PART NUMBER INDEX

5

PART NAME INDEX

YUMBO-JP.COM

YUMBO-3R.COM

HONDA
The Power of Dreams