



CBR500R/RA

CBR500R_K
CBR500RA_K

YUMBO-JP.COM

PARTS CATALOG

1

DAFTAR ISI

PETUNJUK PEMAKAIAN

1

ENGINE GROUP

2

FRAME GROUP

3

PART NUMBER INDEX

4

PART NAME INDEX

5

YUMBO-JP.COM

YUMBO-JP.COM

Instruksi penggunaan parts catalog

- **Parts catalog ini telah dibuat pertanggal 20 November 2018.**
 - Setelah tanggal ini, mungkin terjadi perubahan pada parts di dalam catalog ini, dan parts tertentu diganti dengan parts lain atau dihapus (tidak dijual lagi).
 - Bacalah parts catalog news untuk revisi yang dilakukan setelah 20 November 2018.
- **Selalu beritahu nomor part sewaktu memesan part.**
 - Periksa model, tipe, nomor seri, warna, pabrik pembuat, dan ukuran seperlunya sebelum memesan part.
 - Perhatikan bahwa ilustrasi (gambar part) dapat berbeda dalam bentuknya dari part sebenarnya. Ilustrasi hanya diberikan untuk membantu anda mencari parts tersebut.
- **Sewaktu terjadi modifikasi atau penambahan pada parts catalog ini, maka akan diterbitkan edisi yang direvisi pada waktu yang sesuai, yang memuat nomor revisi yang berurutan pada sampulnya. Kami menganjurkan agar anda mendapatkan revisi-revisi tersebut supaya parts catalog anda tetap mengikuti perkembangan mutakhir setiap waktu. Untuk mengetahui apakah revisi parts catalog telah diterbitkan, hubungi distributor Honda anda.**

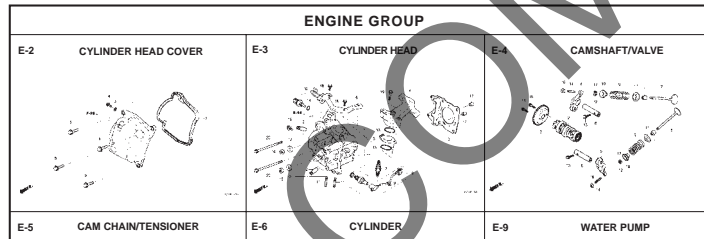
Versi penerbitan pertama
tanggal 20 November 2018
Honda Motor Co., Ltd.

DAFTAR ISI

	Halaman
• Instruksi penggunaan parts catalog	1
• Cara mencari informasi part	2
• Struktur parts catalog	3
• Jika parts telah direvisi	5
• Singkatan-singkatan yang dipakai di dalam parts catalog	5
• Blok part dan pengecekan nomor seri	6
• Pengecekan posisi label warna tambahan	6
• Model, kode parts catalog dan nomor seri yang berlaku	7
• Label warna	8
• Tabel warna	9
• Selang bahan bakar, selang untuk keperluan umum dan selang vinyl	19
• FLAT RATE SERVICE TIME	23
• Indeks gambar	28
• ENGINE GROUP	36
• FRAME GROUP	63
• PART NO. INDEX	122
• PART NAME INDEX	127

Cara mencari informasi part

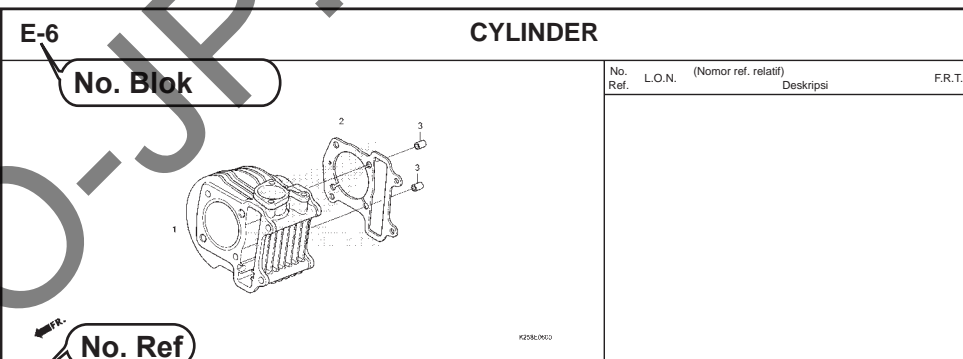
A Mencari parts dengan "Indeks gambar"



B Mencari parts dengan "Part number index"

PART NUMBER INDEX

Nomor Part	No. Blok	Ref	Nomor Part	No. Blok	Ref	Nomor Part
13011-KVY-700	E-20	2	16015-KVY-901	E-21	4	17230-KZL-C30
13011-KW-740	E-20	2	16016-KBP-981	E-21	5	17231-KZL-A00
13012-KVY-700	E-20	2	16016-KVB-551	E-22	1	
13013-KVY-700	E-20	2	16028-KVB-901	E-21	6	17234-KCN-871
13014-KVY-700	E-20	2	16037-KCB-600	E-21	7	
13015-KVY-700	E-20	2	16046-KZL-A01	E-21	8	17253-KZL-A00
13021-KW-740	E-20	2	16050-KVY-901	E-21	9	17253-KZL-C30
13021-KW-740	E-20	2	16075-GMB-640	E-21	10	17256-KVY-900
13021-KW-740	E-20	2	16075-KVB-551	E-22	2	17256-KZL-A00
13021-KW-740	E-20	2	16081-KFM-101	E-22	3	17257-KVB-900
13101-KVY-700	E-20	3	16100-KZL-A01	E-21	11	17258-KVY-900
13101-KZL-C30	E-20	3	16107-GCC-000	E-21	12	17260-KFV-000
13102-KVY-700	E-20	3	16111-KVB-002	E-21	13	17260-KZL-A00
13102-KZL-305	E-20	3	16119-KZL-A01	E-21	14	17260-KZL-A00
13103-KVY-700	E-20	3	16131-ZMB-801	E-21	15	17261-KVB-700
13103-KZL-305	E-20	3	16140-GFC-901	E-21	16	
13104-KVY-700	E-20	3	16153-KA-911	E-21	17	17274-KZL-A00
13104-KZL-305	E-20	3	16163-KGF-911	E-21	18	17367-KZL-A00
13105-KVY-700	E-20	3	16165-KVB-901	E-21	19	17568-KZL-A00
13105-KZL-305	E-20	4	16169-KVB-551	E-22	4	17505-KZL-930
13111-DB7-001	E-20	4	16180-KGB-971	E-21	20	
13115-DB7-911	E-20	4	16190-GEE-003	E-21	21	17510-KZL-A00
14100-KZL-A00	E-4	2	16199-KZL-A01	E-21	22	17510-KZL-C00
14100-KZL-C00	E-4	18	16201-KVY-900	E-3	5	17517-GGL-J00
14122-KVY-900	E-4	3	16222-MVA-300	E-3	6	17518-GGL-J00
14122-KPH-901	E-4	4	16256-KVG-900	E-15	7	17525-KBN-900
14122-KVY-900	E-4	5	16400-KZL-C31	E-22	5	
14221-KZL-E00	E-4	5	16410-KZL-C31	E-22	6	17528-KZL-E01
14401-KVB-901	E-4	1	16423-KGB-901	E-21	23	17560-KZL-930
1443A-KVB-C30	E-4	6	16450-KVB-551	E-22	7	17570-KZL-930
1443A-KVY-960	E-4	6	16472-KPE-050	E-22	8	17572-GGL-J00
1444A-KVB-C30	E-4	7	16480-KVB-551	E-22	9	17572-KZL-A00
1444A-KVY-960	E-4	7	16485-KVB-551	E-22	10	
14461-KVB-900	E-4	8	16700-KZL-951	F-26-1	1	17577-KCS-B31
14510-KVB-901	E-5	2	16708-GGL-J01	F-26-1	2	17620-KGB-600



C Mencari parts dengan "Part name index"

PART NAME INDEX

Nama Part	No. Kel	Ref	Nama Part	No. Kel
BOLT, FLANGE, 5X14	E-8	6	BOLT, SETTING, 6X16	F-35
BOLT, FLANGE, 6MM	F-40	5	BOLT, SIDE STAND PIVOT	F-35
BOLT, FLANGE, 6X10	F-24	16	BOLT, SOCKET, 3X8	F-41
BOLT, FLANGE, 6X100	E-3	13	BOLT, SOCKET, 6MM (HT)	F-11-1
BOLT, FLANGE, 6X115	E-3-1	21	BOLT, SOCKET, 6X20 (HT)	F-17
BOLT, FLANGE, 6X12	E-16	16	BOLT, SPECIAL, 6MM	F-17
	F-24	21	BOLT, SPECIAL, 6X18	F-17
	F-41	20	BOLT, STUD, 6X12	F-29
	F-41-1	25	BOLT, STUD, 6X28	F-29-1
	F-26	18	BOLT, STUD, 6X40	E-3
	F-26-1	20	BOLT, STUD, 6X40	E-3-1
	F-26-10	22	BOLT, STUD, 6X40	E-3-1
	F-4	38	BOLT, STUD, 6X40	E-3-1
BOLT, FLANGE, 6X14	F-41-1	26	BOLT, STUD, 6X40	E-3-1
	E-16	20	BOLT, TORSION SETTING	F-55
	E-16	18	BOLT, TORX, 8X25	F-18
BOLT, FLANGE, 6X16	E-8	9	BOLT-WASHER, 6X10	F-24
BOLT, FLANGE, 6X18	F-30	8	BOLT-WASHER, 6X12	F-37-10
BOLT, FLANGE, 6X20	F-28-10	23	BOLT-WASHER, 6X12	F-39
	F-41	21	BOLT-WASHER, 6X13	F-14
	E-22	21	BOLT-WASHER, 6X18	F-14
	E-8	11	BOLT-WASHER, 6X18	E-3-1
	E-16	12	BOLT-WASHER, 6X18	F-41
BOLT, FLANGE, 6X22	E-22	20	BOLT-WASHER, 6X18	F-41-1
	E-5	10	BOLT-WASHER, 6X20	E-1
	E-8	11	BOLT-WASHER, 6X30	E-1-1
BOLT, FLANGE, 6X25	F-5	22	BOLT-WASHER, 6X30	F-4
	E-1	9	BOLT-WASHER, 6X40	F-28-10
BOLT, FLANGE, 6X30	E-1-1	11	BOOT B	F-58
	E-1-1	10	BOOT COMP.	F-28-1
	F-12	17	BOOT, PIN BUSH (N1)	F-24
BOLT, FLANGE, 6X32	E-16	19	BOSS, DRIVE FACE	F-18
	F-22-10	12		F-5
BOLT, FLANGE, 6X35	E-4	8		F-18
	E-12	12		E-16

No. Ref.	No. Part	Deskripsi	Jumlah			No. Seri	Kode Parts Catalog
			BEAT	PGM-FI	SPOKE		
1	12100-KZL-930	CYLINDER COMP.	1	1	1		
2	12191-GGC-900	GASKET, CYLINDER . . .	1	1	1		
3	90701-KFM-900	DOWEL PIN, SPECIAL, 8X14	2	2	2		

No. Hal

20.08.2012

Struktur Parts Catalog

1
3

2

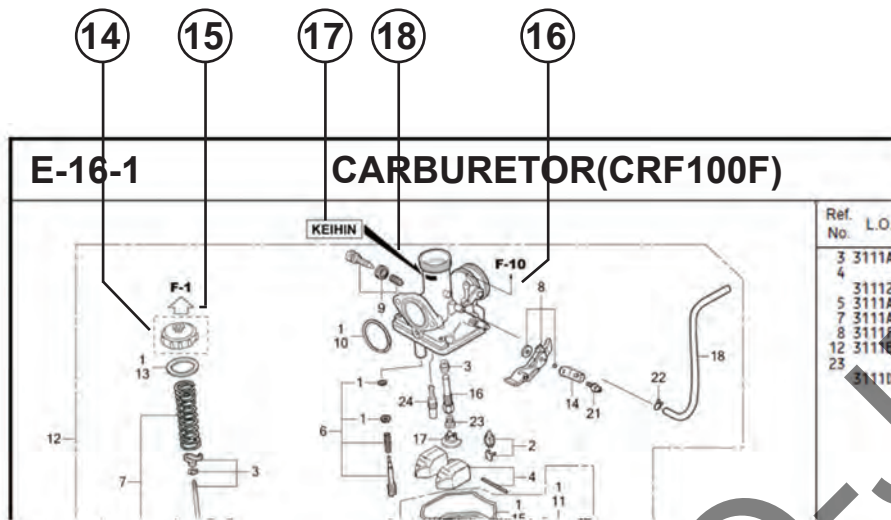
F-20-40 FRONT WHEEL

No. Ref.	L.O.N.	(Nomor ref. relatif) Deskripsi	F.R.T.
1	710151	(12,13) AXLE, FRONT WHEEL	0,2
5	710104	FRONT WHEEL	0,8
6	710139	FRONT TIRE (SATU)	0,7
7	710140	TUBE, FRONT TIRE (SATU)	0,7
8	711120	DISC, FRONT BRAKE	0,3
11	710115	BEARING, FRONT WHEEL (SATU)	0,4
	7101156	.Penggantian 1 bearing tambahan	0,1

4
5
6
7
8
9
10
11
12
13

No. Ref.	No. Part	Deskripsi	Jumlah		No. Seri	Kode Parts Catalog
			VARIO	STD CBS		
1	44301-KVG-950	AXLE, FR. WHEEL	1	1		
2	44311-KVB-910	COLLAR, FR. WHEEL SIDE	1	1		
3	44312-KZR-600	COLLAR, FR. WHEEL SIDE	1	1		
4	44620-KVB-910	COLLAR, FR. DISTANCE	1	1		
5	44650-KZR-600ZC	WHEEL SUB ASSY., FR. *NH503M*	1	1		
6	44711-KVB-931	TIRE, FR. (SRI) (80/90-14 M/C 40P)	1	1		
7	44712-KZI-901	TUBE, TIRE (SRI)	1	1		
8	45351-KVB-931	DISK, FR. BRAKE (YUTAKA)	1	1		
	45351-KVB-502	DISK, FR. BRAKE (SUNSTAR)	1	1		
9	90105-KGH-900	BOLT, BRAKE DISK, 8X24	4	4		
10	90306-KGH-901	NUT, U, 12MM	1	1		
11	91052-KVB-901	BEARING, RADIAL BALL, 6201(U) .. (FUJIKOSHI)	2	2		
	91052-KVB-351	BEARING, RADIAL BALL, 6201U	2	2		
	91052-KWB-601	BEARING, RADIAL BALL, 6201U	2	2		
12	91251-KPH-QN1	NIPT SFAI 21X37X7 (ARAT)	1	1		

- 1** Nama Blok
- 2** Nomor Blok
- 3** Flat Rate Time (F.R.T.)
- 4** Ref. No.
 - Nomor referensi yang diberikan tanda kurung menunjukkan bahwa ia dilanjutkan dari halaman sebelumnya.
- 5** Part No.
- 6** Kode warna Honda
- 7** Description
- 8** Assembly (Susunan/rakitan)
 - Bagian-bagian yang diberikan bingkai dengan garis-garis patah pada gambar terurai tersedia dalam rakitan lengkap. (tersedia pula dalam satuan terpisah).
- 9** Deskripsi warna
- 10** Catatan
 - Catatan ditulis dalam tanda kurung di kolom nama part.
- 11** Reqd. QTY
 - Jumlah yang ditulis dalam tanda kurung menunjukkan part pilihan (optional part).
 - Jumlah yang ditandai dengan "N" menunjukkan part pilihan yang harus dipilih sebanyak yang diperlukan.
 - Jumlah yang diperlukan menunjukkan jumlah part yang dipakai di blok ini.
- 12** Serial No.
- 13** Parts catalogue code
 - Jika kolom kode parts catalog kosong, berarti bahwa part berlaku untuk semua kode.



- ①④
- Part yang dikelilingi dengan garis titik-titik [dashed border] dijelaskan pada blok lain.
- ①⑤
- Panah yang kosong di dalamnya ⇨ menunjuk ke No. blok untuk part yang dikelilingi dengan garis titik-titik [dashed border].
- ①⑥
- Panah yang padat ← menunjuk ke No. blok dimana part yang bersangkutan terhubung.
- ①⑦ Informasi Identifikasi Penggantian Untuk No. Part Yang Ditunjuk
- ①⑧ Lokasi Informasi Identifikasi Penggantian Untuk No. Part Yang Ditunjuk
- Jika tanda panah menunjuk ke 18, part ini tidak sesuai dengan Part No. yang berbeda.
 - Pastikan untuk memesan part dari pabrikan yang sama, termasuk komponen part.
 - Untuk pemesanan, indikasi Part No. termasuk simbol yang ditampilkan pada bagian yang berlaku pada part yang akan diganti.

Jika parts telah direvisi



Singkatan-singkatan yang dipakai di dalam parts catalog



No. Ref.	No. Part	Deskripsi	Jumlah		No. Seri
			CBR250R STD B	ABS B	
1	45156-MCE-000	CLAMPER, R. FR. BRAKE HOSE ..	1	1	
2	45157-MCE-000	CLAMPER, L. FR. BRAKE HOSE ..	1	1	
3	61100-MCE-000ZA	FENDER COMP., FR. *NH411M*FORCE SILVER METALLIC	1	-	3J, 4J
	61100-MCE-000ZB	*PB284C*...CANDY PHOENIX BLUE	1	-	2J
4	61101-MCE-000	PLATE, FR. FENDER (###).....	2	2	1008000
	61101-MCE-010	2	2	1008001
5	61102-MCE-300	CUSHION, FR. FENDER (BLACK)	2	2	
6	61105-MCE-000	STAY, FR. FENDER MOUNTING ...	2	2	
7	61107-MR7-000	COLLAR (6.5)	4	4	
8	96001-06020-00	BOLT, FLANGE, 6X20	4	4	

Nomor telah dipakai sejak dari model pertama tanpa revisi. Jika diperlihatkan pada sisi kiri, maka berlaku untuk model-model dari No. 1008001 dan nomor- nomor berikutnya. Jika diperlihatkan pada sisi kanan, maka berlaku untuk model-model sampai No. 1008000.

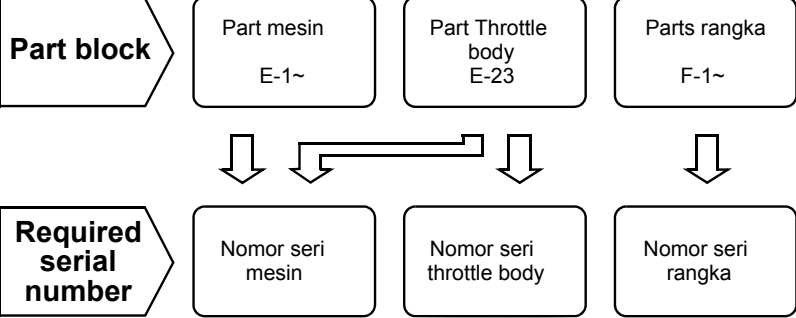
- Part yang tercantum dengan "###" pada ujung nama part mempunyai jangka waktu pemasokan terbatas (part tidak dijual).

- "L." atau "R." pada uraian dari sebuah part merupakan singkatan dari sisi kiri (LEFT) atau sisi kanan (RIGHT). Kiri atau kanan ditentukan seakan-akan anda sedang duduk di tempat duduk sepeda motor/skuter.

Singkatan-singkatan sebagai berikut dipakai di dalam parts catalog ini.

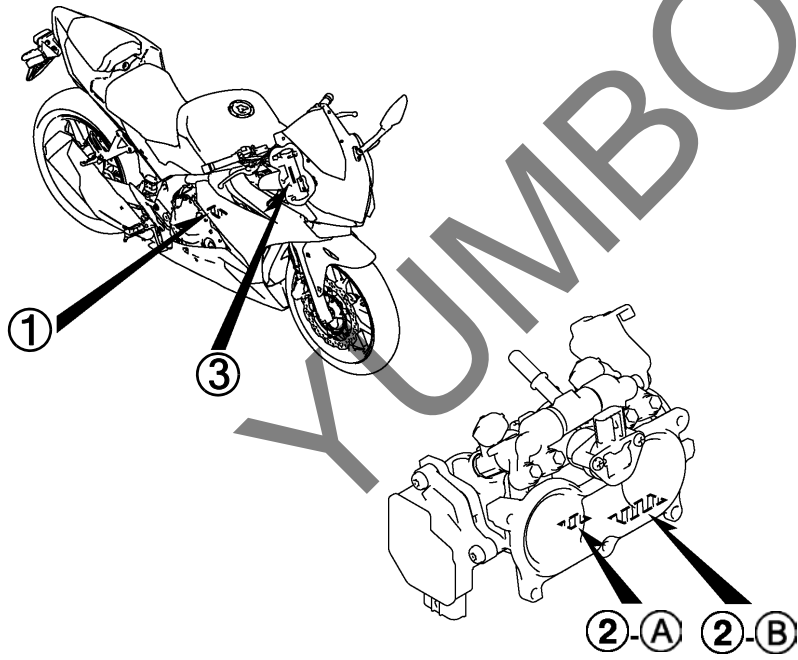
- | | |
|----------------------------------|-----------------------------------|
| A Ampere | L. Left |
| ABS Anti-lock brake system | L (100L).. Link (100 Links) |
| A.C Alternating current | L.E.D Light emitted diode |
| A.M..... Attaching mark | MM Millimeter |
| ASSY..... Assembly | MPH Miles per hour |
| C.D.I. Capacitive discharge | R. Right |
| COMP. ... Complete | RR. Rear |
| D.C. Direct current | STD. Standard |
| EX. Exhaust | T (22T) ... Tooth (22 Teeth) |
| FR. Front | TCS Traction control system |
| G Gram | T.M. Transcript mark |
| HEX. Hexagonal | V Volt |
| IN. Inlet | W Watt |
| KPH..... Kilometers per hour | WL With labelling |
| | WOL Without labelling |

Blok part dan pengecekan nomor seri


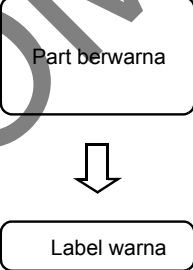


Check point

- ①
- ②
- ③
- ④



Pengecekan posisi label warna



Model, kode part catalog, dan nomor seri yang berlaku

Models, parts catalogue codes and applicable serial Nos. given in this parts catalogue can be identified as follows.
 Parts with parts catalogue codes are exclusive for models destined for countries designated.
 If no area codes are listed, parts are for common use.

Model	Area code	Type	Applicable engine serial No.	Applicable frame serial No.	Applicable throttle body identification No.
CBR500Rk	MA	Malaysia	PC62E-2000001~	MLHPC629*K5100001~	GQB7C A
CBR500RAk	ED	European direct sales	PC62E-2000001~	MLHPC62A*K5000001~	GQB7B A
	FO	Taiwan		MLHPC629*K5100001~	GQB7A A
	IN	Indonesia			GQB7C A
	KO	Korea		MLHPC62K*K5000001~	GQB7A A
	MA	Malaysia		MLHPC629*K5100001~	GQB7C A
	U	Australia		MLHPC62U*K5000001~	

* Dari nomor identifikasi karburator/throttle body, hanya bagian yang digaris bawahi di bawah ini yang dipakai untuk registrasi.

GQ B7C A KC 7
 (A) (B)

Label warna


- When ordering parts, check the model name, main color, and code by observing the "COLOR LABEL" on the vehicle.
- When ordering a colored part, use the color chart in the instruction for use of parts catalogue.

VFR800FIW

COLOR R-157

CODE R157

		MODEL		VFR800FIW			
No.	Name of colored parts	Basic part No.	Sparkling silver metallic	Mute black metallic	Applicable model		Applicable block No.
			NH-295M	NH-359M	Initial applicable model	Final applicable model	
1			NH295	NH359			
2							
3							
4							
5							
6							
7							
8							
9							
10							



Tabel warna

- Ketika memesan part berwarna, bacalah tabel di bawah ini dan gunakan nomor part yang terdiri dari nomor part dasar yang bersangkutan yang telah ditambahkan kode warna part.

CBR500R (CBR500RK)

No.	MODEL		CBR500RK						
	COLOR		Grand prix red	Mat axis gray metallic	Pearl metalloid white	Applicable model		Applicable block No.	Ref. No.
	CODE		R-380	NH-303M	NH-A96P	Initial applicable model	Final applicable model		
	Name of colored parts	Basic part No.	R380	NH303	NHA96				
1	BODY COMP., FRAME	50100-MKP-C00	ZA	ZA	ZA			F-39	1
2	COVER ASSY., L. SIDE	83610-MKP-J00	ZA	ZB	ZC			F-24	14
3	COVER ASSY., R. SIDE	83510-MKP-J00	ZA	ZB	ZC			F-24	11
4	COWL B, L. MIDDLE	64411-MKP-J00	ZA	ZB	ZC			F-45	9
5	COWL B, R. MIDDLE	64311-MKP-J00	ZA	ZB	ZC			F-45	3
6	COWL SET A, L. RR.	77250-MKP-J00	ZC	ZB	ZA			F-24	6
7	COWL SET A, R. RR.	77240-MKP-J00	ZC	ZB	ZA			F-24	4
8	COWL SET, FR. UPPER	64230-MKP-J00	ZC	ZB	ZA			F-43	6
9	COWL SET, L. MIDDLE	64400-MKP-J00	ZC	ZB	ZA			F-45	7
10	COWL SET, L. UNDER	64430-MKP-J00	ZC	ZB	ZA			F-45	11
11	COWL SET, R. MIDDLE	64300-MKP-J00	ZC	ZB	ZA			F-45	1
12	COWL SET, R. UNDER	64330-MKP-J00	ZC	ZB	ZA			F-45	5
13	COWL, L. FR. SIDE	64351-MKP-J00	ZA	ZB	ZC			F-43	12
14	COWL, R. FR. SIDE	64251-MKP-J00	ZA	ZB	ZC			F-43	9
15	COWL, RR. CENTER	77231-MJW-J01	ZB	ZB	ZB			F-24	3
16	FENDER SET A, RR.	80100-MKP-D00	ZA	ZA	ZA			F-34	4
17	FENDER, FR.	61101-MGZ-J01	YG	YC	ZX			F-10	4
18	MARK, HONDA	86101-MKP-J00	ZA	ZA	ZA			F-50	3

CBR500R (CBR500RK)

No.	MODEL		CBR500RK						Applicable block No.	Ref. No.
	COLOR		Grand prix red	Mat axis gray metallic	Pearl metalloid white	Applicable model				
	CODE		R-380	NH-303M	NH-A96P	Initial applicable model	Final applicable model			
	Name of colored parts	Basic part No.	R380	NH303	NHA96					
19	MARK, HONDA	86102-MGZ-J00	ZA	ZA	ZA			F-50	4	
20	MARK, L. UNDER COWL	86104-MKP-J00	ZC	ZB	ZA			F-50	6	
21	MARK, L. WING	86202-MKP-J00	ZC	ZB	ZA			F-50	10	
22	MARK, R. UNDER COWL	86103-MKP-J00	ZC	ZB	ZA			F-50	5	
23	MARK, R. WING	86201-MKP-J00	ZC	ZB	ZA			F-50	9	
24	RAIL COMP., SEAT	50240-MKP-J00	ZA	ZA	ZA			F-39	2	
25	SEAT ASSY., PILLION	77300-MJW-J01	ZB	ZB	ZB			F-23	12	
26	SEAT ASSY., SINGLE	77100-MJW-J02	ZA	ZA	ZA			F-23	3	
27	STRIPE, L. FR. UPPER COWL	86644-MKP-J00	ZC	ZB	ZA			F-50	15	
28	STRIPE, L. FUEL TANK	86172-MKP-J00	ZC	ZB	ZA			F-50	8	
29	STRIPE, L. MIDDLE COWL	86642-MKP-J00	ZC	ZB	ZA			F-50	13	
30	STRIPE, L. RR. COWL	86772-MKP-J00	ZC	ZB	ZA			F-50	17	
31	STRIPE, R. FR. UPPER COWL	86643-MKP-J00	ZC	ZB	ZA			F-50	14	
32	STRIPE, R. FUEL TANK	86171-MKP-J00	ZC	ZB	ZA			F-50	7	
33	STRIPE, R. MIDDLE COWL	86641-MKP-J00	ZC	ZB	ZA			F-50	12	
34	STRIPE, R. RR. COWL	86771-MKP-J00	ZC	ZB	ZA			F-50	16	
35	TANK ASSY., FUEL	17500-MKP-J00	ZC	ZB	ZA			F-21	7	
36	WHEEL SUB ASSY., FR.	44650-MKP-J00	ZC	ZB	ZA			F-14-40	6	
37	WHEEL SUB ASSY., RR.	42650-MKP-J10	ZC	ZB	ZA			F-19-40	10	
38	WINDSCREEN SET	67110-MKP-J00	ZA	ZA	ZA			F-43	13	

CBR500RA (CBR500RAK).....ED,KO

No.	MODEL		CBR500RAK						
	COLOR		Grand prix red	Mat axis gray metallic	Pearl metalloid white	Applicable model		Applicable block No.	Ref. No.
	CODE		R-380	NH-303M	NH-A96P	Initial applicable model	Final applicable model		
	Name of colored parts	Basic part No.	R380	NH303	NHA96				
1	BODY COMP., FRAME	50100-MKP-J00	ZA	ZA	ZA			F-39	1
2	COVER ASSY., L. SIDE	83610-MKP-J00	ZA	ZB	ZC			F-24	14
3	COVER ASSY., R. SIDE	83510-MKP-J00	ZA	ZB	ZC			F-24	11
4	COWL B, L. MIDDLE	64411-MKP-J00	ZA	ZB	ZC			F-45	9
5	COWL B, R. MIDDLE	64311-MKP-J00	ZA	ZB	ZC			F-45	3
6	COWL SET A, L. RR.	77250-MKP-J00	ZC	ZB	ZA			F-24	6
7	COWL SET A, R. RR.	77240-MKP-J00	ZC	ZB	ZA			F-24	4
8	COWL SET, FR. UPPER	64230-MKP-J00	ZC	ZB	ZA			F-43	6
9	COWL SET, L. MIDDLE	64400-MKP-J00	ZC	ZB	ZA			F-45	7
10	COWL SET, L. UNDER	64430-MKP-J00	ZC	ZB	ZA			F-45	11
11	COWL SET, R. MIDDLE	64300-MKP-J00	ZC	ZB	ZA			F-45	1
12	COWL SET, R. UNDER	64330-MKP-J00	ZC	ZB	ZA			F-45	5
13	COWL, L. FR. SIDE	64351-MKP-J00	ZA	ZB	ZC			F-43	12
14	COWL, R. FR. SIDE	64251-MKP-J00	ZA	ZB	ZC			F-43	9
15	COWL, RR. CENTER	77231-MJW-J01	ZB	ZB	ZB			F-24	3
16	FENDER SET A, RR.	80100-MKP-D00	ZA	ZA	ZA			F-34	4
17	FENDER SET, FR.	61110-MKP-J00	ZE	ZD	ZC			F-10	10
18	MARK, ABS	86611-MGZ-D10	ZB	ZA	ZC			F-50	11
19	MARK, HONDA	86101-MKP-J00	ZA	ZA	ZA			F-50	3
20	MARK, HONDA	86102-MGZ-J00	ZA	ZA	ZA			F-50	4
21	MARK, L. UNDER COWL	86104-MKP-J00	ZC	ZB	ZA			F-50	6
22	MARK, L. WING	86202-MKP-J00	ZC	ZB	ZA			F-50	10

CBR500RA (CBR500RAK).....ED,KO

No.	MODEL		CBR500RAK						
	COLOR		Grand prix red	Mat axis gray metallic	Pearl metalloid white	Applicable model		Applicable block No.	Ref. No.
	CODE		R-380	NH-303M	NH-A96P	Initial applicable model	Final applicable model		
	Name of colored parts	Basic part No.	R380	NH303	NHA96				
23	MARK, R. UNDER COWL	86103-MKP-J00	ZC	ZB	ZA			F-50	5
24	MARK, R. WING	86201-MKP-J00	ZC	ZB	ZA			F-50	9
25	RAIL COMP., SEAT	50240-MKP-J00	ZA	ZA	ZA			F-39	2
26	SEAT ASSY., PILLION	77300-MJW-J01	ZB	ZB	ZB			F-23	12
27	SEAT ASSY., SINGLE	77100-MJW-J02	ZA	ZA	ZA			F-23	3
28	STRIPE, L. FR. UPPER COWL	86644-MKP-J00	ZC	ZB	ZA			F-50	15
29	STRIPE, L. FUEL TANK	86172-MKP-J00	ZC	ZB	ZA			F-50	8
30	STRIPE, L. MIDDLE COWL	86642-MKP-J00	ZC	ZB	ZA			F-50	13
31	STRIPE, L. RR. COWL	86772-MKP-J00	ZC	ZB	ZA			F-50	17
32	STRIPE, R. FR. UPPER COWL	86643-MKP-J00	ZC	ZB	ZA			F-50	14
33	STRIPE, R. FUEL TANK	86171-MKP-J00	ZC	ZB	ZA			F-50	7
34	STRIPE, R. MIDDLE COWL	86641-MKP-J00	ZC	ZB	ZA			F-50	12
35	STRIPE, R. RR. COWL	86771-MKP-J00	ZC	ZB	ZA			F-50	16
36	TANK ASSY., FUEL	17500-MKP-J00	ZC	ZB	ZA			F-21	7
37	WHEEL SUB ASSY., FR.	44650-MKP-J00	ZC	ZB	ZA			F-14-40	6
38	WHEEL SUB ASSY., RR.	42650-MKP-J00	ZC	ZB	ZA			F-19-40	10
39	WINDSCREEN SET	67110-MKP-J00	ZA	ZA	ZA			F-43	13

CBR500RA (CBR500RAK).....FO

No.	MODEL		CBR500RAK						
	COLOR		Grand prix red	Mat axis gray metallic	Pearl metalloid white	Applicable model		Applicable block No.	Ref. No.
	CODE		R-380	NH-303M	NH-A96P				
	Name of colored parts	Basic part No.	R380	NH303	NHA96	Initial applicable model	Final applicable model		
1	BODY COMP., FRAME	50100-MKP-J00	ZA	ZA	ZA			F-39	1
2	COVER ASSY., L. SIDE	83610-MKP-J00	ZA	ZB	ZC			F-24	14
3	COVER ASSY., R. SIDE	83510-MKP-J00	ZA	ZB	ZC			F-24	11
4	COWL B, L. MIDDLE	64411-MKP-J00	ZA	ZB	ZC			F-45	9
5	COWL B, R. MIDDLE	64311-MKP-J00	ZA	ZB	ZC			F-45	3
6	COWL SET A, L. RR.	77250-MKP-J00	ZC	ZB	ZA			F-24	6
7	COWL SET A, R. RR.	77240-MKP-J00	ZC	ZB	ZA			F-24	4
8	COWL SET, FR. UPPER	64230-MKP-J00	ZC	ZB	ZA			F-43	6
9	COWL SET, L. MIDDLE	64400-MKP-J00	ZC	ZB	ZA			F-45	7
10	COWL SET, L. UNDER	64430-MKP-J00	ZC	ZB	ZA			F-45	11
11	COWL SET, R. MIDDLE	64300-MKP-J00	ZC	ZB	ZA			F-45	1
12	COWL SET, R. UNDER	64330-MKP-J00	ZC	ZB	ZA			F-45	5
13	COWL, L. FR. SIDE	64351-MKP-J00	ZA	ZB	ZC			F-43	12
14	COWL, R. FR. SIDE	64251-MKP-J00	ZA	ZB	ZC			F-43	9
15	COWL, RR. CENTER	77231-MJW-J01	ZB	ZB	ZB			F-24	3
16	FENDER SET A, RR.	80100-MKP-A00	ZA	ZA	ZA			F-34	4
17	FENDER SET, FR.	61110-MKP-J00	ZE	ZD	ZC			F-10	10
18	MARK, ABS	86611-MGZ-D10	ZB	ZA	ZC			F-50	11
19	MARK, HONDA	86101-MKP-J00	ZA	ZA	ZA			F-50	3
20	MARK, HONDA	86102-MGZ-J00	ZA	ZA	ZA			F-50	4
21	MARK, L. UNDER COWL	86104-MKP-J00	ZC	ZB	ZA			F-50	6
22	MARK, L. WING	86202-MKP-J00	ZC	ZB	ZA			F-50	10

CBR500RA (CBR500RAK).....FO

No.	MODEL		CBR500RAK						
	COLOR		Grand prix red	Mat axis gray metallic	Pearl metalloid white	Applicable model		Applicable block No.	Ref. No.
	CODE		R-380	NH-303M	NH-A96P	Initial applicable model	Final applicable model		
	Name of colored parts	Basic part No.	R380	NH303	NHA96				
23	MARK, R. UNDER COWL	86103-MKP-J00	ZC	ZB	ZA			F-50	5
24	MARK, R. WING	86201-MKP-J00	ZC	ZB	ZA			F-50	9
25	RAIL COMP., SEAT	50240-MKP-J00	ZA	ZA	ZA			F-39	2
26	SEAT ASSY., PILLION	77300-MJW-J01	ZB	ZB	ZB			F-23	12
27	SEAT ASSY., SINGLE	77100-MJW-J02	ZA	ZA	ZA			F-23	3
28	STRIPE, L. FR. UPPER COWL	86644-MKP-J00	ZC	ZB	ZA			F-50	15
29	STRIPE, L. FUEL TANK	86172-MKP-J00	ZC	ZB	ZA			F-50	8
30	STRIPE, L. MIDDLE COWL	86642-MKP-J00	ZC	ZB	ZA			F-50	13
31	STRIPE, L. RR. COWL	86772-MKP-J00	ZC	ZB	ZA			F-50	17
32	STRIPE, R. FR. UPPER COWL	86643-MKP-J00	ZC	ZB	ZA			F-50	14
33	STRIPE, R. FUEL TANK	86171-MKP-J00	ZC	ZB	ZA			F-50	7
34	STRIPE, R. MIDDLE COWL	86641-MKP-J00	ZC	ZB	ZA			F-50	12
35	STRIPE, R. RR. COWL	86771-MKP-J00	ZC	ZB	ZA			F-50	16
36	TANK ASSY., FUEL	17500-MKP-J00	ZC	ZB	ZA			F-21	7
37	WHEEL SUB ASSY., FR.	44650-MKP-J00	ZC	ZB	ZA			F-14-40	6
38	WHEEL SUB ASSY., RR.	42650-MKP-J00	ZC	ZB	ZA			F-19-40	10
39	WINDSCREEN SET	67110-MKP-J00	ZA	ZA	ZA			F-43	13

CBR500RA (CBR500RAK).....IN,MA

No.	MODEL		CBR500RAK						
	COLOR		Grand prix red	Mat axis gray metallic	Pearl metalloid white	Applicable model		Applicable block No.	Ref. No.
	CODE		R-380	NH-303M	NH-A96P				
	Name of colored parts	Basic part No.	R380	NH303	NHA96	Initial applicable model	Final applicable model		
1	BODY COMP., FRAME	50100-MKP-C00	ZA	ZA	ZA			F-39	1
2	COVER ASSY., L. SIDE	83610-MKP-J00	ZA	ZB	ZC			F-24	14
3	COVER ASSY., R. SIDE	83510-MKP-J00	ZA	ZB	ZC			F-24	11
4	COWL B, L. MIDDLE	64411-MKP-J00	ZA	ZB	ZC			F-45	9
5	COWL B, R. MIDDLE	64311-MKP-J00	ZA	ZB	ZC			F-45	3
6	COWL SET A, L. RR.	77250-MKP-J00	ZC	ZB	ZA			F-24	6
7	COWL SET A, R. RR.	77240-MKP-J00	ZC	ZB	ZA			F-24	4
8	COWL SET, FR. UPPER	64230-MKP-J00	ZC	ZB	ZA			F-43	6
9	COWL SET, L. MIDDLE	64400-MKP-J00	ZC	ZB	ZA			F-45	7
10	COWL SET, L. UNDER	64430-MKP-J00	ZC	ZB	ZA			F-45	11
11	COWL SET, R. MIDDLE	64300-MKP-J00	ZC	ZB	ZA			F-45	1
12	COWL SET, R. UNDER	64330-MKP-J00	ZC	ZB	ZA			F-45	5
13	COWL, L. FR. SIDE	64351-MKP-J00	ZA	ZB	ZC			F-43	12
14	COWL, R. FR. SIDE	64251-MKP-J00	ZA	ZB	ZC			F-43	9
15	COWL, RR. CENTER	77231-MJW-J01	ZB	ZB	ZB			F-24	3
16	FENDER SET A, RR.	80100-MKP-A00	ZA	ZA	-			F-34	4
17	FENDER SET A, RR.	80100-MKP-D00	ZA	ZA	ZA			F-34	4
18	FENDER SET, FR.	61110-MKP-J00	ZE	ZD	ZC			F-10	10
19	MARK, ABS	86611-MGZ-D10	ZB	ZA	ZC			F-50	11
20	MARK, HONDA	86101-MKP-J00	ZA	ZA	ZA			F-50	3
21	MARK, HONDA	86102-MGZ-J00	ZA	ZA	ZA			F-50	4
22	MARK, L. UNDER COWL	86104-MKP-J00	ZC	ZB	ZA			F-50	6

CBR500RA (CBR500RAK).....IN,MA

No.	MODEL		CBR500RAK						
	COLOR		Grand prix red	Mat axis gray metallic	Pearl metalloid white	Applicable model		Applicable block No.	Ref. No.
	CODE		R-380	NH-303M	NH-A96P	Initial applicable model	Final applicable model		
	Name of colored parts	Basic part No.	R380	NH303	NHA96				
23	MARK, L. WING	86202-MKP-J00	ZC	ZB	ZA			F-50	10
24	MARK, R. UNDER COWL	86103-MKP-J00	ZC	ZB	ZA			F-50	5
25	MARK, R. WING	86201-MKP-J00	ZC	ZB	ZA			F-50	9
26	RAIL COMP., SEAT	50240-MKP-J00	ZA	ZA	ZA			F-39	2
27	SEAT ASSY., PILLION	77300-MJW-J01	ZB	ZB	ZB			F-23	12
28	SEAT ASSY., SINGLE	77100-MJW-J02	ZA	ZA	ZA			F-23	3
29	STRIPE, L. FR. UPPER COWL	86644-MKP-J00	ZC	ZB	ZA			F-50	15
30	STRIPE, L. FUEL TANK	86172-MKP-J00	ZC	ZB	ZA			F-50	8
31	STRIPE, L. MIDDLE COWL	86642-MKP-J00	ZC	ZB	ZA			F-50	13
32	STRIPE, L. RR. COWL	86772-MKP-J00	ZC	ZB	ZA			F-50	17
33	STRIPE, R. FR. UPPER COWL	86643-MKP-J00	ZC	ZB	ZA			F-50	14
34	STRIPE, R. FUEL TANK	86171-MKP-J00	ZC	ZB	ZA			F-50	7
35	STRIPE, R. MIDDLE COWL	86641-MKP-J00	ZC	ZB	ZA			F-50	12
36	STRIPE, R. RR. COWL	86771-MKP-J00	ZC	ZB	ZA			F-50	16
37	TANK ASSY., FUEL	17500-MKP-J00	ZC	ZB	ZA			F-21	7
38	WHEEL SUB ASSY., FR.	44650-MKP-J00	ZC	ZB	ZA			F-14-40	6
39	WHEEL SUB ASSY., RR.	42650-MKP-J00	ZC	ZB	ZA			F-19-40	10
40	WINDSCREEN SET	67110-MKP-J00	ZA	ZA	ZA			F-43	13

CBR500RA (CBR500RAK).....U

No.	MODEL		CBR500RAK						
	COLOR		Grand prix red R-380	Mat axis gray metallic NH-303M	Pearl metaloid white NH-A96P	Applicable model		Applicable block No.	Ref. No.
	CODE					Initial applicable model	Final applicable model		
	Name of colored parts	Basic part No.	R380	NH303	NHA96				
1	BODY COMP., FRAME	50100-MKP-C00	ZA	ZA	ZA			F-39	1
2	COVER ASSY., L. SIDE	83610-MKP-J00	ZA	ZB	ZC			F-24	14
3	COVER ASSY., R. SIDE	83510-MKP-J00	ZA	ZB	ZC			F-24	11
4	COWL B, L. MIDDLE	64411-MKP-J00	ZA	ZB	ZC			F-45	9
5	COWL B, R. MIDDLE	64311-MKP-J00	ZA	ZB	ZC			F-45	3
6	COWL SET A, L. RR.	77250-MKP-J00	ZC	ZB	ZA			F-24	6
7	COWL SET A, R. RR.	77240-MKP-J00	ZC	ZB	ZA			F-24	4
8	COWL SET, FR. UPPER	64230-MKP-J00	ZC	ZB	ZA			F-43	6
9	COWL SET, L. MIDDLE	64400-MKP-J00	ZC	ZB	ZA			F-45	7
10	COWL SET, L. UNDER	64430-MKP-J00	ZC	ZB	ZA			F-45	11
11	COWL SET, R. MIDDLE	64300-MKP-J00	ZC	ZB	ZA			F-45	1
12	COWL SET, R. UNDER	64330-MKP-J00	ZC	ZB	ZA			F-45	5
13	COWL, L. FR. SIDE	64351-MKP-J00	ZA	ZB	ZC			F-43	12
14	COWL, R. FR. SIDE	64251-MKP-J00	ZA	ZB	ZC			F-43	9
15	COWL, RR. CENTER	77231-MJW-J01	ZB	ZB	ZB			F-24	3
16	FENDER SET A, RR.	80100-MKP-D00	ZA	ZA	ZA			F-34	4
17	FENDER SET, FR.	61110-MKP-J00	ZE	ZD	ZC			F-10	10
18	MARK, ABS	86611-MGZ-D10	ZB	ZA	ZC			F-50	11
19	MARK, HONDA	86101-MKP-J00	ZA	ZA	ZA			F-50	3
20	MARK, HONDA	86102-MGZ-J00	ZA	ZA	ZA			F-50	4
21	MARK, L. UNDER COWL	86104-MKP-J00	ZC	ZB	ZA			F-50	6
22	MARK, L. WING	86202-MKP-J00	ZC	ZB	ZA			F-50	10

CBR500RA (CBR500RAK).....U

No.	MODEL		CBR500RAK						
	COLOR		Grand prix red	Mat axis gray metallic	Pearl metalloid white	Applicable model		Applicable block No.	Ref. No.
	CODE		R-380	NH-303M	NH-A96P	Initial applicable model	Final applicable model		
	Name of colored parts	Basic part No.	R380	NH303	NHA96				
23	MARK, R. UNDER COWL	86103-MKP-J00	ZC	ZB	ZA			F-50	5
24	MARK, R. WING	86201-MKP-J00	ZC	ZB	ZA			F-50	9
25	RAIL COMP., SEAT	50240-MKP-J00	ZA	ZA	ZA			F-39	2
26	SEAT ASSY., PILLION	77300-MJW-J01	ZB	ZB	ZB			F-23	12
27	SEAT ASSY., SINGLE	77100-MJW-J02	ZA	ZA	ZA			F-23	3
28	STRIPE, L. FR. UPPER COWL	86644-MKP-J00	ZC	ZB	ZA			F-50	15
29	STRIPE, L. FUEL TANK	86172-MKP-J00	ZC	ZB	ZA			F-50	8
30	STRIPE, L. MIDDLE COWL	86642-MKP-J00	ZC	ZB	ZA			F-50	13
31	STRIPE, L. RR. COWL	86772-MKP-J00	ZC	ZB	ZA			F-50	17
32	STRIPE, R. FR. UPPER COWL	86643-MKP-J00	ZC	ZB	ZA			F-50	14
33	STRIPE, R. FUEL TANK	86171-MKP-J00	ZC	ZB	ZA			F-50	7
34	STRIPE, R. MIDDLE COWL	86641-MKP-J00	ZC	ZB	ZA			F-50	12
35	STRIPE, R. RR. COWL	86771-MKP-J00	ZC	ZB	ZA			F-50	16
36	TANK ASSY., FUEL	17500-MKP-J00	ZC	ZB	ZA			F-21	7
37	WHEEL SUB ASSY., FR.	44650-MKP-J00	ZC	ZB	ZA			F-14-40	6
38	WHEEL SUB ASSY., RR.	42650-MKP-J00	ZC	ZB	ZA			F-19-40	10
39	WINDSCREEN SET	67110-MKP-J00	ZA	ZA	ZA			F-43	13

Selang bahan bakar, selang untuk keperluan umum dan selang vinyl

- Selang bahan bakar, selang pemakaian umum dan selang vinyl yang standard dapat diganti dengan part borongan yang dijual dalam bentuk gulungan.
- Sewaktu memesan part pengganti untuk selang bahan bakar, selang pemakaian umum dan selang vinyl yang standard, pakailah nomor part borongan yang dicantumkan pada parts catalog dalam tanda kurung () di bawah nama part, atau pakailah catalog di bawah.
(Panjang standard part borongan adalah 1 m, akan tetapi, yang dicantumkan di dalam catalog dengan < > tersedia dalam panjang 3 m dan 8 m)
- Sewaktu akan memasang selang borongan pengganti, potong dalam panjang yang sama seperti pada part standard.
(Untuk cara pemotongan part borongan, dan cara pemesanan dsb., bacalah manual servis dan instruksi yang diberikan pada part borongan)
- Daftar di bawah adalah catalog dari nomor part standard dan nomor part borongan. Perhatikan bahwa nomor-nomor itu hanya berlaku untuk part pengganti yang terdaftar saja.

Selang/Pipa bahan bakar			
No part standard	No. part borongan	Part borongan	
		Diameter dalam (mm)	Panjang (m)
95001-30xxx-2x	95001-30001-20M	3,0	1
95001-30xxx-3x	95001-30001-30M	3,0	1
95001-30xxx-4x	95001-30001-40M	3,0	1
95001-35xxx-2x	95001-35001-50M <95001-35003-50M>	3,5	1 3
95001-35xxx-3x	95001-35001-60M <95001-35003-60M>	3,5	1
95001-35xxx-4x	95001-35001-60M <95001-35003-60M>	3,5	1 3
95001-35xxx-5x	95001-35001-50M <95001-35003-50M>	3,5	1 3
95001-35xxx-6x	95001-35001-60M <95001-35003-60M>	3,5	1 3
95001-45xxx-2x	95001-45001-50M <95001-45003-50M>	4,5	1 3
95001-45xxx-3x	95001-45001-60M <95001-45003-60M> <95001-45008-60M>	4,5	1 3 8
95001-45xxx-4x	95001-45001-60M <95001-45003-60M> <95001-45008-60M>	4,5	1 3 8
95001-45xxx-5x	95001-45001-50M <95001-45003-50M>	4,5	1 3
95001-45xxx-6x	95001-45001-60M <95001-45003-60M> <95001-45008-60M>	4,5	1 3 8
95001-55xxx-2x	95001-55001-50M <95001-55003-50M> <95001-55008-50M>	5,5	1 3 8

Selang/Pipa bahan bakar			
No part standard	No. part borongan	Part borongan	
		Diameter dalam (mm)	Panjang (m)
95001-55xxx-3x	95001-55001-60M <95001-55003-60M> <95001-55008-60M>	5,5	1 3 8
95001-55xxx-4x	95001-55001-60M <95001-55003-60M> <95001-55008-60M>	5,5	1 3 8
95001-55xxx-5x	95001-55001-50M <95001-55003-50M> <95001-55008-50M>	5,5	1 3 8
95001-55xxx-6x	95001-55001-60M <95001-55003-60M> <95001-55008-60M>	5,5	1 3 8
95001-75xxx-2x	95001-75001-50M <95001-75003-50M>	7,5	1 3
95001-75xxx-3x	95001-75001-60M <95001-75003-60M> <95001-75008-60M>	7,5	1 3 8
95001-75xxx-4x	95001-75001-60M <95001-75003-60M> <95001-75008-60M>	7,5	1 3 8
95001-75xxx-5x	95001-75001-50M <95001-75003-50M>	7,5	1 3
95001-75xxx-6x	95001-75001-60M <95001-75003-60M> <95001-75008-60M>	7,5	1 3 8
95001-80xxx-2x	95001-80001-50M	8,0	1
95001-80xxx-3x	95001-80001-60M	8,0	1
95001-80xxx-4x	95001-80001-60M	8,0	1
95001-80xxx-5x	95001-80001-50M	8,0	1
95001-80xxx-6x	95001-80001-60M	8,0	1

Pipa vinyl					Pipa vinyl					Pipa vinyl				
No part standard	No. part borongan	Part borongan			No part standard	No. part borongan	Part borongan			No part standard	No. part borongan	Part borongan		
		Diameter dalam (mm)	Diameter dalam (mm)	Panjang (m)			Diameter dalam (mm)	Diameter dalam (mm)	Panjang (m)			Diameter dalam (mm)	Diameter dalam (mm)	Panjang (m)
95003-01xxx-3x	95003-01001-60M <95003-01003-60M>	2,9	6,8	1 3	95003-14xxx-1x	95003-14001-10M <95003-14003-10M>	6,0	9,0	1 3	95003-36xxx-1x	95003-36001-10M <95003-36003-10M> <95003-36008-10M>	11,0	13,0	1 3 8
95003-01xxx-60	95003-01001-60M <95003-01003-60M>	2,9	6,8	1 3	95003-14xxx-20	95003-14001-10M <95003-14003-10M>	6,0	9,0	1 3	95003-36xxx-20	95003-36001-10M <95003-36003-10M> <95003-36008-10M>	11,0	13,0	1 3 8
95003-03xxx-3x	95003-03001-60M <95003-03003-60M>	3,0	6,0	1 3	95003-14xxx-3x	95003-14001-60M <95003-14003-60M>	6,0	9,0	1 3	95003-37xxx-3x	95003-37001-60M <95003-37003-60M>	11,0	15,0	1 3
95003-03xxx-60	95003-03001-60M <95003-03003-60M>	3,0	6,0	1 3	95003-17xxx-1x	95003-17001-10M <95003-17003-10M>	7,0	9,0	1 3	95003-37xxx-60	95003-37001-60M <95003-37003-60M>	11,0	15,0	1 3
95003-05xxx-3x	95003-05001-60M <95003-05003-60M> <95003-05008-60M>	3,5	6,5	1 3 8	95003-19xxx-1x	95003-19001-10M <95003-19003-10M> <95003-19008-10M>	7,0	11,0	1 3 8	95003-38xxx-1x	95003-38001-10M <95003-38003-10M>	12,0	13,0	1 3
95003-05xxx-60	95003-05001-60M <95003-05003-60M> <95003-05008-60M>	3,5	6,5	1 3 8	95003-19xxx-20	95003-19001-10M <95003-19003-10M> <95003-19008-10M>	7,0	11,0	1 3 8	95003-38xxx-20	95003-38001-10M <95003-38003-10M>	12,0	13,0	1 3
95003-07xxx-1x	95003-07001-10M <95003-07003-10M> <95003-07008-10M>	4,0	7,0	1 3 8	95003-19xxx-3x	95003-19001-60M <95003-19003-60M> <95003-19008-60M>	7,0	11,0	1 3 8	95003-39xxx-1x	95003-39001-10M <95003-39003-10M>	12,0	14,0	1 3
95003-07xxx-20	95003-07001-10M <95003-07003-10M> <95003-07008-10M>	4,0	7,0	1 3 8	95003-19xxx-60	95003-19001-60M <95003-19003-60M> <95003-19008-60M>	7,0	11,0	1 3 8	95003-39xxx-20	95003-39001-10M <95003-39003-10M>	12,0	14,0	1 3
95003-07xxx-3x	95003-07001-60M <95003-07003-60M> <95003-07008-60M>	4,0	7,0	1 3 8	95003-21xxx-1x	95003-21001-10M <95003-21003-10M>	8,0	9,0	1	95003-40xxx-20	95003-40001-10M <95003-40003-10M>	12,0	16,0	1 3
95003-07xxx-60	95003-07001-60M <95003-07003-60M> <95003-07008-60M>	4,0	7,0	1 3 8	95003-21xxx-20	95003-21001-10M <95003-21003-10M>	8,0	9,0	1 3	95003-40xxx-3x	95003-40001-60M <95003-40003-60M>	12,0	16,0	1 3
95003-07xxx-7x	95003-07001-70M <95003-07003-70M> <95003-07008-70M>	4,0	7,0	1 3 8	95003-21xxx-3x	95003-21001-10M <95003-21003-10M>	8,0	9,0	1 3	95003-40xxx-60	95003-40001-60M <95003-40003-60M>	12,0	16,0	1 3
95003-08xxx-1x	95003-08001-10M <95003-08003-10M> <95003-08008-10M>	4,5	6,5	1 3 8	95003-23xxx-1x	95003-23001-10M <95003-23003-10M>	8,0	12,0	1 3	95003-43xxx-1x	95003-43001-10M <95003-43003-10M> <95003-43008-10M>	13,0	15,0	1 3 8
95003-09xxx-3x	95003-09001-60M <95003-09003-60M>	4,5	8,0	1 3	95003-23xxx-20	95003-23001-10M <95003-23003-10M>	8,0	12,0	1 3	95003-43xxx-20	95003-43001-10M <95003-43003-10M> <95003-43008-10M>	13,0	15,0	1 3 8
95003-09xxx-60	95003-09001-60M <95003-09003-60M>	4,5	8,0	1 3	95003-23xxx-3x	95003-23001-60M <95003-23003-60M> <95003-23008-60M>	8,0	12,0	1 3 8	95003-45xxx-1x	95003-45001-10M <95003-45003-10M> <95003-45008-10M>	14,0	18,0	1 3 8
95003-10xxx-1x	95003-10001-10M <95003-10003-10M>	5,0	8,0	1 3	95003-25xxx-1x	95003-25001-10M <95003-25003-10M>	9,0	11,0	1 3	95003-45xxx-20	95003-45001-10M <95003-45003-10M> <95003-45008-10M>	14,0	18,0	1 3 8
95003-10xxx-20	95003-10001-10M <95003-10003-10M>	5,0	8,0	1 3	95003-25xxx-20	95003-25001-10M <95003-25003-10M>	9,0	11,0	1 3	95003-50xxx-1x	95003-50001-10M <95003-50003-10M>	16,0	19,0	1 3
95003-10xxx-3x	95003-10001-60M <95003-10003-60M>	5,0	8,0	1 3	95003-25xxx-3x	95003-25001-60M <95003-25003-60M>	9,0	11,0	1 3	95003-50xxx-20	95003-50001-10M <95003-50003-10M>	16,0	19,0	1 3
95003-10xxx-60	95003-10001-60M <95003-10003-60M>	5,0	8,0	1 3	95003-25xxx-7x	95003-25001-70M <95003-25003-70M>	9,0	11,0	1 3	95003-50xxx-3x	95003-50001-60M <95003-50003-60M>	16,0	19,0	1 3
95003-11xxx-3x	95003-11001-60M <95003-11003-60M> <95003-11008-60M>	5,0	9,0	1 3 8	95003-27xxx-1x	95003-27001-10M <95003-27003-10M>	9,0	13,0	1 3	95003-55xxx-1x	95003-55001-10M <95003-55003-10M>	17,5	20,5	1 3
95003-11xxx-60	95003-11001-60M <95003-11003-60M> <95003-11008-60M>	5,0	9,0	1 3 8	95003-27xxx-20	95003-27001-10M <95003-27003-10M>	9,0	13,0	1 3	95003-55xxx-20	95003-55001-10M <95003-55003-10M>	17,5	20,5	1 3
95003-12xxx-1x	95003-12001-10M <95003-12003-10M> <95003-12008-10M>	5,0	7,0	1 3 8	95003-27xxx-3x	95003-27001-60M <95003-27003-60M>	9,0	13,0	1 3	95003-60xxx-1x	95003-60001-10M <95003-60003-10M>	22,0	27,0	1 3
95003-12xxx-20	95003-12001-10M <95003-12003-10M> <95003-12008-10M>	5,0	7,0	1 3 8	95003-27xxx-60	95003-27001-60M <95003-27003-60M>	9,0	13,0	1 3	95003-60xxx-20	95003-60001-10M <95003-60003-10M>	22,0	27,0	1 3
					95003-33xxx-1x	95003-33001-10M <95003-33003-10M>	10,0	14,0	1 3	95003-60xxx-3x	95003-60001-60M <95003-60003-60M>	22,0	27,0	1 3
					95003-33xxx-20	95003-33001-10M <95003-33003-10M>	10,0	14,0	1 3	95003-60xxx-60	95003-60001-60M <95003-60003-60M>	22,0	27,0	1 3

Selang pemakaian umum			
No part standard	No. part borongan	Part borongan	
		Diameter dalam (mm)	Panjang (m)
95005-11xxx-3x	95005-11001-30M	11,0	1
95005-11xxx-5x	95005-11001-50M	11,0	1
95005-12xxx-1x	95005-12001-10M <95005-12003-10M>	12,0	1 3
95005-12xxx-2x	95005-12001-20M	12,0	1
95005-12xxx-3x	95005-12001-30M	12,0	1
95005-12xxx-5x	95005-12001-50M	12,0	1
95005-14xxx-1x	95005-14001-10M	14,0	1
95005-14xxx-2x	95005-14001-20M <95005-14003-20M>	14,0	1 3
95005-14xxx-3x	95005-14001-30M	14,0	1
95005-14xxx-5x	95005-14001-50M	14,0	1
95005-17xxx-1x	95005-17001-10M	17,0	1
95005-17xxx-2x	95005-17001-20M	17,0	1
95005-17xxx-3x	95005-17001-30M	17,0	1
95005-17xxx-5x	95005-17001-50M	17,0	1
95005-30xxx-3x	95005-30001-30M	3,0	1
95005-30xxx-5x	95005-30001-50M	3,0	1
95005-35xxx-1x	95005-35001-10M <95005-35003-10M> <95005-35008-10M>	3,5	1 3 8
95005-35xxx-2x	95005-35001-20M	3,5	1
95005-35xxx-3x	95005-35001-30M	3,5	1
95005-35xxx-4x	95005-35001-10M <95005-35003-10M> <95005-35008-10M>	3,5	1 3 8
95005-35xxx-5x	95005-35001-50M	3,5	1
95005-45xxx-1x	95005-45001-10M <95005-45003-10M> <95005-45008-10M>	4,5	1 3 8
95005-45xxx-2x	95005-45001-20M	4,5	1
95005-45xxx-3x	95005-45001-30M	4,5	1

Selang pemakaian umum			
No part standard	No. part borongan	Part borongan	
		Diameter dalam (mm)	Panjang (m)
95005-45xxx-4x	95005-45001-10M <95005-45003-10M> <95005-45008-10M>	4,5	1 3 8
95005-45xxx-5x	95005-45001-50M	4,5	1
95005-50xxx-3x	95005-50001-30M <95005-50003-30M>	5,0	1 3
95005-50xxx-5x	95005-50001-50M	5,0	1
95005-55xxx-1x	95005-55001-10M <95005-55003-10M> <95005-55008-10M>	5,3	1 3 8
95005-55xxx-2x	95005-55001-20M <95005-55003-20M>	5,3	1 3
95005-55xxx-4x	95005-55001-10M <95005-55003-10M> <95005-55008-10M>	5,3	1 3 8
95005-65xxx-1x	95005-65001-10M <95005-65003-10M>	6,5	1 3
95005-65xxx-2x	95005-65001-20M	6,5	1
95005-70xxx-3x	95005-70001-30M <95005-70003-30M>	7,0	1 3
95005-70xxx-5x	95005-70001-50M	7,0	1
95005-75xxx-1x	95005-75001-10M <95005-75003-10M>	7,3	1 3
95005-75xxx-2x	95005-75001-20M	7,3	1
95005-80xxx-1x	95005-80001-10M <95005-80003-10M>	8,0	1 3
95005-80xxx-2x	95005-80001-20M	8,0	1
95005-80xxx-3x	95005-80001-30M	8,0	1
95005-80xxx-5x	95005-80001-50M	8,0	1
95005-91xxx-3x	95005-91001-30M	12,0	1
95005-91xxx-5x	95005-91001-50M	12,0	1
95005-92xxx-3x	95005-92001-30M	12,0	1
95005-92xxx-5x	95005-92001-50M	12,0	1

CATATAN: X ditampilkan untuk mewakili angka yang dihilangkan dan huruf-huruf alfabet romawi.

HATI-HATI : BERBAHAYA sekali apabila selang bahan bakar tertukar dengan selang pemakaian umum atau selang vinyl.

Jangan sekali-kali menggunakan selang pemakaian umum atau selang vinyl sebagai pengganti selang bahan bakar atau sebaliknya. Selalu pakai nomor part borongan yang tepat pada parts catalog, mengikuti service manual atau instruksi-instruksi yang menyertai part borongan.

• Nomor part borongan untuk selang bahan bakar, selang pemakaian umum dan selang vinyl.

(Contoh)

9 5 0 0 1 - 7 5 0 0 1 - 5 0 M

Nomor part borongan: Menunjuk ke part borongan.

Kode penandaan (tipe selang): (selang bahan bakar dan selang pemakaian umum).

Ubah kode (untuk selang tambahan): (Selang vinyl)

• Menunjukkan tanda nomor atau urutan perubahan, namun, kode untuk part borongan harus benar- benar 0 (nol).

Tipe kode:

Selang bahan bakar 2: Kepangan merah di luar (dia. dalam 3 mm saja)
 5: Kepangan hitam di dalam
 3: Merah (dia. dalam 3 mm saja)
 4: Abu-abu dengan garis merah (dia. dalam 3 mm saja)
 6: Hitam

Selang vinyl 1: Tembus pandang
 2: Hitam
 3: Merah muda
 6: Merah muda
 7: Hitam pucat

Selang umum 1: Abu-abu
 2: Abu-abu
 3: Hitam
 5: Hitam

Panjang: 001: 1 m (standard)
 003: 3 m
 008: 8 m

Kode D.D.: (selang bahan bakar dan selang pemakaian umum)

30: 3,0 mm	11: 11 mm
35: 3,5 mm	91: 12 mm (dia. luar 15) mm
45: 4,5 mm	92: 12 mm (dia. luar 16) mm
50: 5,0 mm	12: 12 mm (dia. luar 17) mm
55: 5,3 mm, 5,5 mm	14: 14 mm
65: 6,5 mm	17: 17 mm
70: 7,0 mm	
75: 7,3 mm, 7,5 mm	
80: 8,0 mm	

Kode DD./DL.: (selang vinyl)

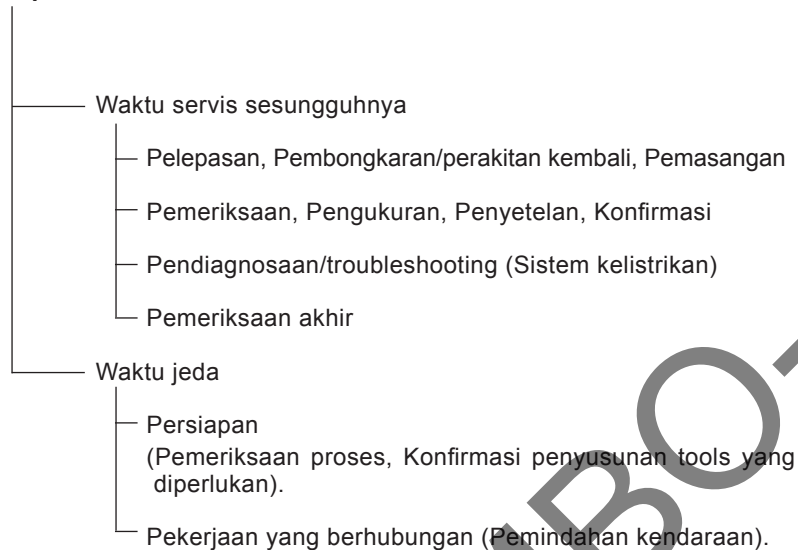
01: ID. 2,9 OD. 6,8 mm	14: ID. 6,0 OD. 9,0 mm	37: ID. 11,0 OD. 15,0 mm
03: ID. 3,0 OD. 6,0 mm	17: ID. 7,0 OD. 9,0 mm	38: ID. 12,0 OD. 13,0 mm
05: ID. 3,5 OD. 6,5 mm	19: ID. 7,0 OD. 11,0 mm	39: ID. 12,0 OD. 14,0 mm
07: ID. 4,0 OD. 7,0 mm	21: ID. 8,0 OD. 9,0 mm	40: ID. 12,0 OD. 16,0 mm
08: ID. 4,5 OD. 6,5 mm	23: ID. 8,0 OD. 12,0 mm	43: ID. 13,0 OD. 15,0 mm
09: ID. 4,5 OD. 8,0 mm	25: ID. 9,0 OD. 11,0 mm	45: ID. 14,0 OD. 18,0 mm
12: ID. 5,0 OD. 7,0 mm	27: ID. 9,0 OD. 13,0 mm	50: ID. 16,0 OD. 19,0 mm
10: ID. 5,0 OD. 8,0 mm	33: ID. 10,0 OD. 14,0 mm	55: ID. 17,5 OD. 20,5 mm
11: ID. 5,0 OD. 9,0 mm	36: ID. 11,0 OD. 13,0 mm	60: ID. 22,0 OD. 27,0 mm

Tipe selang: 1: Selang bahan bakar
 3: Selang vinyl
 5: Selang umum

FLAT RATE SERVICE TIME

Flat rate service time (FRT) adalah waktu standard yang diperlukan untuk menyervis sebuah sepeda motor/skuter, yang terdaftar di dalam parts catalog ini untuk membantu AHASS mengontrol proses kerja yang sesungguhnya dan menghitung biaya servis dengan memakai FRT sebagai patokan.

Sistem penentuan FRT



* Waktu jeda ditentukan dengan mengalikan waktu servis sesungguhnya dengan koefisien tertentu.

Metode Penulisan

Bagian-bagian yang diservis yang diperlihatkan di dalam teks yang tercantum dengan waktu pekerjaan part-part yang diganti sebagai subyeknya. Bagian-bagian lain yang diservis yang tidak menggunakan penggantian parts (pelepasan/pemasangan, penyetelan, pemeriksaan/pengukuran, dan pekerjaan lain) tercantum secara bersama pada bagian pendahuluan yang digolongkan menurut jenis pekerjaan.

Standard penentuan FRT

- Sistem desimal (dalam satuan 0,1) dipakai untuk menentukan FRT oleh karena mudah untuk menghitung upah.
Contoh: (0,1) → 6 menit, (0,2) → 12 menit
 $[\text{Ongkos jasa per jam}] \times [\text{FRT}] = [\text{Upah}]$
- FRT ditentukan dengan tool (perkakas) tangan.
- Bagian-bagian yang diservis dan FRT dapat berubah tergantung pada pengembangan tools dan peralatan servis serta perbaikan pada prosedur servis.

Prosedur kerja

- Oleh karena prosedur kerja ditentukan berdasarkan waktu kerja dengan metode kerja yang diuraikan di dalam Buku Pedoman Reparasi, pakailah Buku ini sebagai pegangan.
- Pekerjaan servis yang memerlukan waktu singkat harus tetap memperhatikan keamanan pekerjaan dan garansi dari sepeda motor/skuter dalam penentuan bagian-bagian yang diservis yang tidak dimuat di dalam Buku Pedoman Reparasi.
- Pada dasarnya pekerjaan dilakukan oleh satu orang, dan apabila diperlukan dua atau lebih orang untuk mengerjakannya, penentuan waktu kerja dilakukan sebagai waktu total untuk sejumlah orang tersebut.
- Nilai yang ditentukan untuk tingkat kemampuan seorang pekerja adalah tiga tahun pengalaman dalam perbaikan kendaraan-kendaraan Honda sebagai standard.
- Special tools dan peralatan servis yang dipakai dalam penentuan FRT adalah yang ditentukan atau dianjurkan di dalam Buku Pedoman Reparasi.

Bagian yang diservis yang tidak ada FRTnya

- Aksesori dan parts yang diservis yang tidak terdaftar di dalam parts catalog ini.
- Lokasi-lokasi yang mengalami sedikit sekali pemburukan kondisi atau kerusakan dalam pemakaian normal.
- Pekerjaan servis yang dapat diselesaikan dengan sekali sentuh.
- Pekerjaan servis yang jarang sekali dilakukan (yaitu yang jarang sekali mengalami masalah dan frekuensi servis).
- * Jika FRT tidak tercantum, hitunglah upah kerja berdasarkan perkiraan waktu kerja sesungguhnya.

Pekerjaan yang tidak ada FRTnya

- Pembuangan oli dan cairan coolant, Waktu tunggu untuk pemanasan mesin dan sebagainya.
- Pekerjaan tambahan yang meliputi pelepasan/pemasangan perlengkapan luar yang standard.
- Waktu tidak langsung untuk melakukan servis dengan mendatangi pembeli sepeda motor/skuter, tukar tambah, dan pengiriman sepeda motor/skuter.
- Waktu tidak langsung yang diperlukan untuk pemesanan dan penyerahan parts.
- Ongkos untuk bahan perekat, grease, dsb. yang dipakai untuk pekerjaan servis.

**Penjelasan FRT dengan menggunakan contoh
(Contoh mungkin berbeda dari item yang tercantum)**

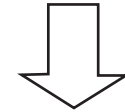
No. Ref.	L.O.N.	(Nomor ref. relatif) Deskripsi	F.R.T.
① ②	111118	(1, 3, 4, 7) CAMSHAFT 4.5	②
③	111118A	⑥ • Termasuk: Penyetelan renggang klep Ganti rocker arm tambahkan 1.0	⑤

- ① No. Referensi dari gambar part yang menunjukkan lokasi kerja untuk penggantian.
- ② FRT adalah singkatan dari Flat Rate Time menunjukkan waktu servis standard yang dibutuhkan untuk penggantian.
- ③ LON adalah singkatan dari Labor Operation Number, yaitu klasifikasi dari item servis dengan kode unit kerja.
Kode kerja yang sama digunakan tidak tergantung dari model.
Pengerjaan standard ditandai dengan kode 6 digit, dan pengerjaan tambahan ditandai dengan kode 7 digit.
- ④ Menyatakan penggantian camshaft dan FRT4,5.
- ⑤ Menyatakan bahwa FRT1,0 akan ditambahkan jika pekerjaan tambahan (penggantian rocker arm) dilakukan sehubungan dengan penggantian camshaft.

- ⑥ Menyatakan isi pekerjaan yang termasuk di dalam bagian yang diservis.
- ⑦ Menyatakan No. referensi yang pekerjaan dan waktunya adalah sama dengan FRT4,5 untuk camshaft.
(Daerah jangkauan aplikasi terbatas pada bagian-bagian yang diservis tanpa penentuan LON di dalam blok yang sama)

**Cara mencari bagian yang diservis dengan memakai contoh
(penggantian camshaft)**

Buka ke halaman blok dimana gambar spare part camshaft diperlihatkan.



Carilah gambar camshaft, dan carilah bagian yang diservis dan FRT yang sesuai dengan No. referensi.

YUMBOO.COM

Tanda penunjuk untuk pencantuman bagian-bagian yang diservis yang terdapat lanjutan pada halaman berikutnya

No. Ref.	L.O.N.	(Nomor ref. relatif) Deskripsi	F.R.T.
2	111118	CAMSHAFT	4,5
	.	.	.
	.	.	.

+
Tanda yang diperlihatkan pada baris terakhir.

Blok yang tidak ada penentuan FRT

No.	L.O.N.	(Nomor ref. relatif)	F.R.T.
Ref.		Deskripsi	
TIDAK ADA INFORMASI			

• Sistem kode LON

1 11 1 18 A
a b c d e

- a) Kode golongan Mesin
- b) Kode lokasi/fungsi Bagian atas mesin
- c) Kode pekerjaan Ganti
- d) Nomor urutan pekerjaan (Kode unit dapat diperlihatkan dengan abjad) camshaft
(Tidak ada aturan kode tetap)
- e) Kode tambahan Ganti rocker arm
(Tidak ada aturan kode tetap)

1 11 1 18 A
a c

a) Kode kategori dan klasifikasi

Kode	Kategori
1	Mesin
2	Transmisi
3	Bahan bakar & Pembuangan gas
4	Rangka & Badan
5	Kemudi/Suspensi
6	Kelistrikan
7	Roda/Rem
8	Alat pengontrol/instrumen
9	-
0	-

c) Kode pekerjaan dan klasifikasi

Kode	Kategori pekerjaan
1	Ganti, Pelepasan/Pemasangan, Ganti
2	Overhaul
3	Setel, Balans
4	(Pekerjaan yang berhubungan dengan pengecatan: Lapisan-atas)
5	Test, Pemeriksaan/diagnosa, Pengukuran, Pemeriksaan
6	(Pekerjaan yang berhubungan dengan overhaul: Rebore = korter)
7	(Pekerjaan yang berhubungan dengan overhaul: Reseal = perapatan kembali)
8	(Resurface = Pembentukan kembali permukaan)
9	(Pekerjaan yang berhubungan dengan pengecatan: Refinish = perhalus permukaan)
0	Perbaikan, Pembersihan, Pembuangan angin palsu

Bagian utama yang diservis tanpa memakai spare parts
 Pelepasan/Pemasangan, Penyetelan, Pemeriksaan/Pengukuran, Pekerjaan lain
 [E: Mesin, F: Rangka]

*** PEKERJAAN LAIN SELAIN PENGGANTIAN PARTS**

• **Pelepasan/Pemasangan**

Set untuk konfigurasi dengan parts dilepaskan dari kendaraan.

	LON	DESKRIPSI	FRT
E	1101E5	MEMIRINGKAN ASSY., MESIN-PELEPASAN/PEMASANGAN TERMASUK: Semua penyetelan yang diperlukan	3,5
	3111D5	ASSY., THROTTLE BODY-PELEPASAN/PEMASANGAN	1,1
	1101E6	PEMISAHAN CRANKCASE TERMASUK: Penurunan dan pemasangan mesin	5,9
F	1151E6	ASSY., RADIATOR - PELEPASAN/PEMASANGAN	0,8

• **Penyetelan**

	LON	DESKRIPSI	FRT
E	2123A0	CLUTCH - PENYETELAN TERMASUK: Penyetelan handel clutch	0,1
	6143A1	BUSI - PENYETELAN/PEMBERSIHAN CATATAN: Untuk 1 kendaraan	0,8
	1113A0	JARAK RENGANG KLEP - PENYETELAN CATATAN: Untuk 1 kendaraan	1,7
F	6163A0	LAMPU DEPAN - MENGARAHKAN	0,1
	2133A0	RANTAI RODA - PENYETELAN	0,1
	7103A1	RODA DEPAN - BALANCE	0,6
	7103A2	RODA BELAKANG - BALANCE	0,7
	3113A3	PENGOPERASIAN GAS - PENYETELAN	0,1

• **Pemeriksaan/Pengukuran**

	LON	DESKRIPSI	FRT
E	1115A0	TEKANAN KOMPRESI- PENGUKURAN	0,9
	6145A0	WAKTU PENGAPIAN- PEMERIKSAAN	0,7
F	6105A0	BATTERY- PENGISIAN TERMASUK: Dalam kasus jenis battery terbuka, periksa tinggi electrolyte dan pengisian battery.	0,2

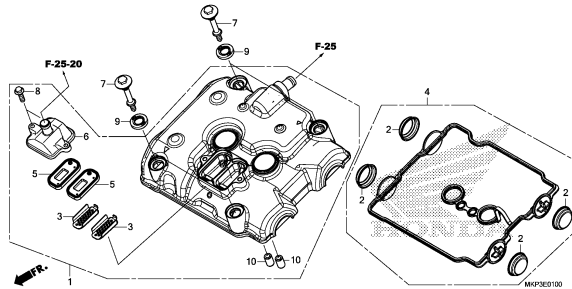
• **Pekerjaan lain**

	LON	DESKRIPSI	FRT
E	1130A2	OIL STRAINER- PEMBERSIHAN	0,9
	7110A0	REM DEPAN-PEMBUANGAN ANGIN PALSU	0,2
F	7110A1	REM BELAKANG - PEMBUANGAN ANGIN PALSU	0,2
	1151E7	RADIATOR COOLANT-PENGGANTIAN	0,6
	6145A2	HISS MEMORIZATION	0,3
	6185A0	UPDATE ECM/PCM	0,3

ENGINE GROUP

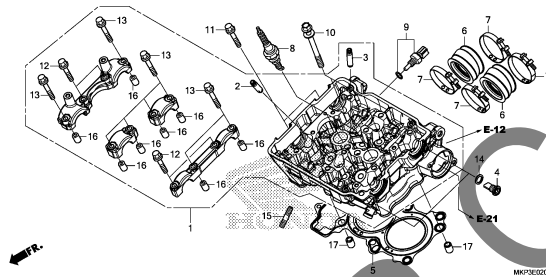
E-1

CYLINDER HEAD COVER



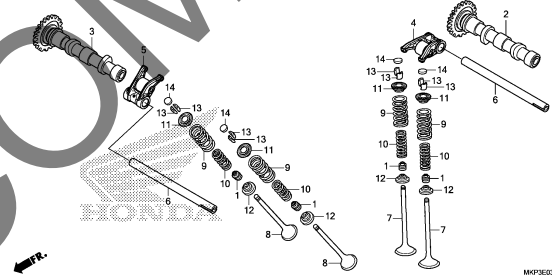
E-2

CYLINDER HEAD



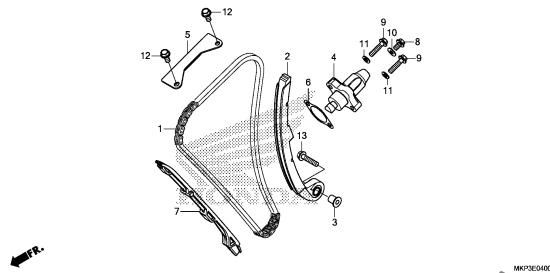
E-3

CAMSHAFT/VALVE



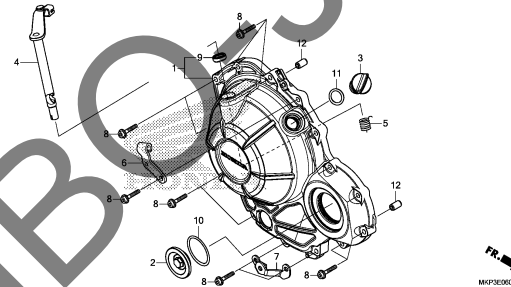
E-4

CAM CHAIN/TENSIONER



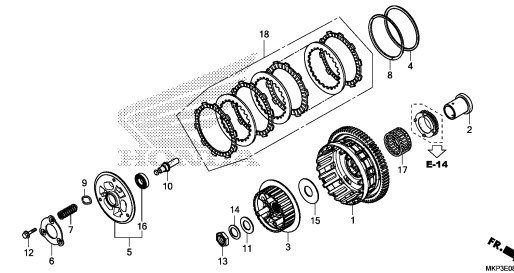
E-6

RIGHT CRANKCASE COVER



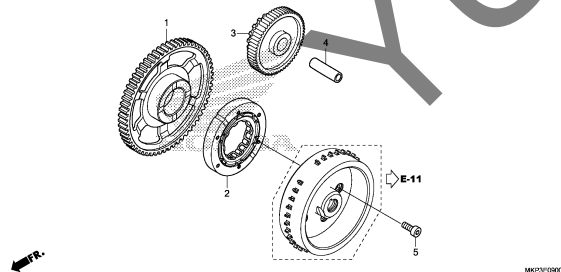
E-8

CLUTCH



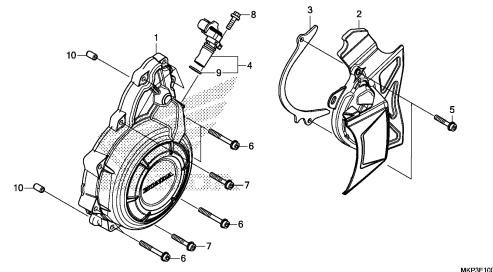
E-9

STARTING CLUTCH



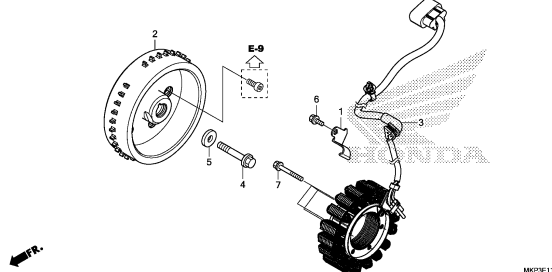
E-10

A.C. GENERATOR COVER



E-11

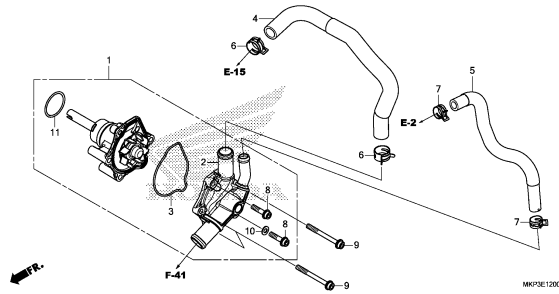
GENERATOR



ENGINE GROUP

E-12

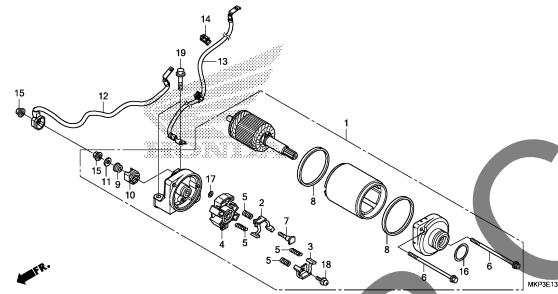
WATER PUMP



MKPSE1200

E-13

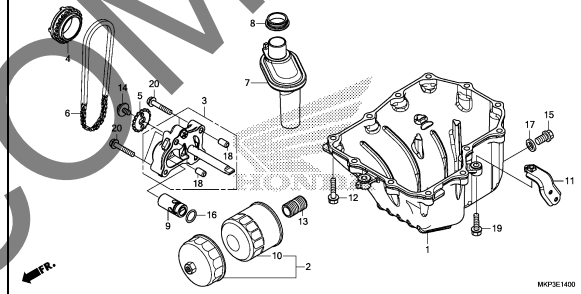
STARTER MOTOR



MKPSE1300

E-14

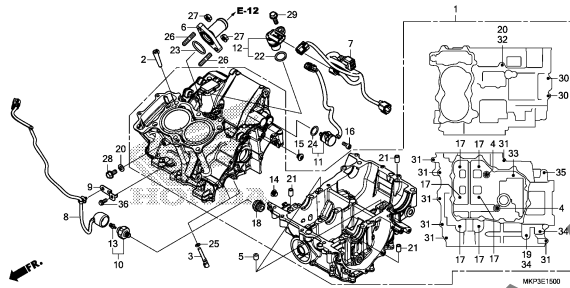
OIL PAN/OIL PUMP



MKPSE1400

E-15

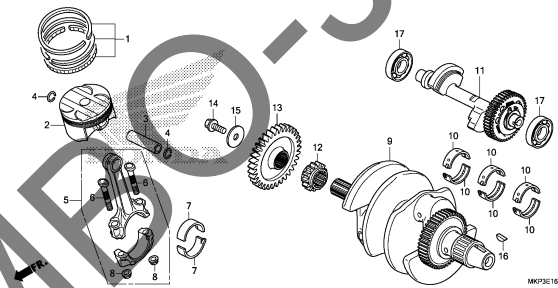
CRANKCASE



MKPSE1500

E-16

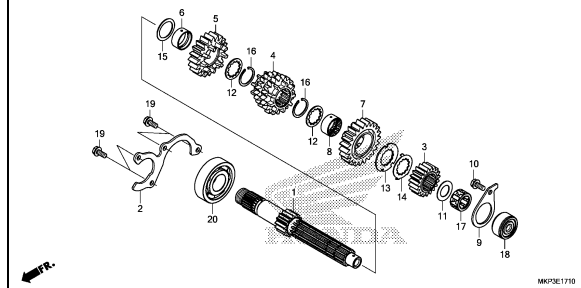
CRANKSHAFT/PISTON



MKPSE1600

E-17-10

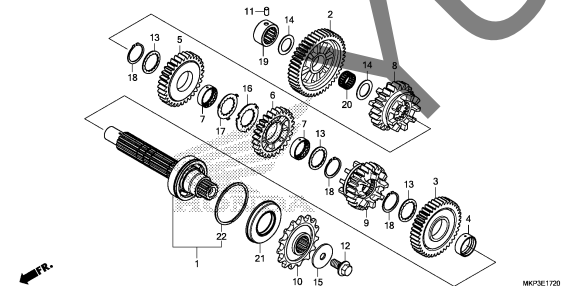
TRANSMISSION(MAINSHAFT)



MKPSE1710

E-17-20

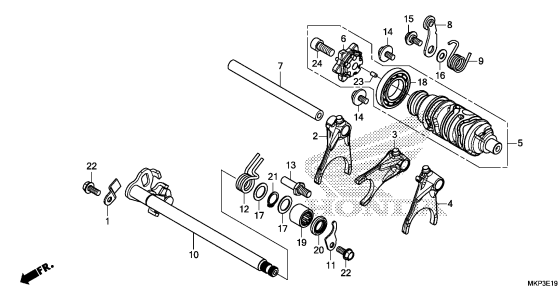
TRANSMISSION(COUNTERSHAFT)



MKPSE1720

E-19

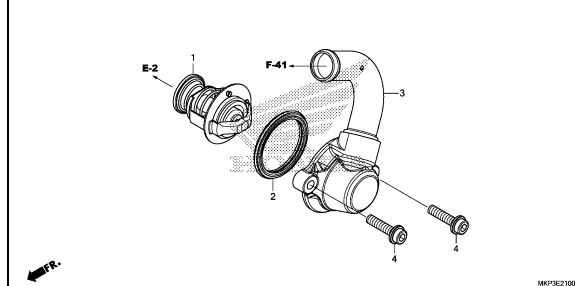
GEARSHIFT DRUM



MKPSE1900

E-21

THERMOSTAT



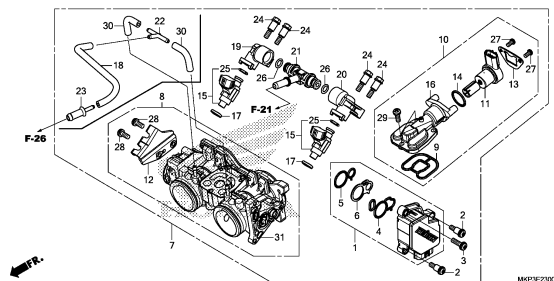
MKPSE2100

2

ENGINE GROUP

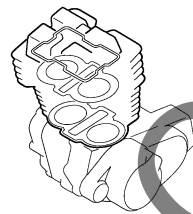
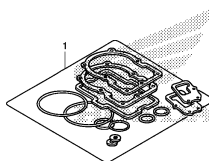
E-23

THROTTLE BODY



EOP-1

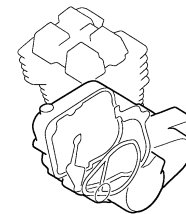
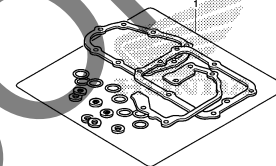
GASKET KIT A



MKPSE0100

EOP-2

GASKET KIT B



MKPSE0200

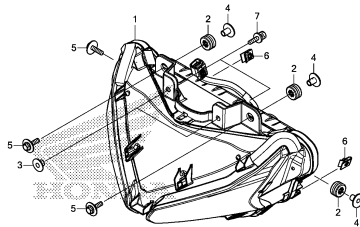
2

YUMBO-JP.COM

FRAME GROUP

F-1

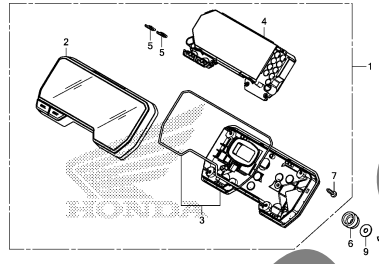
HEADLIGHT



MKPSF0100

F-2

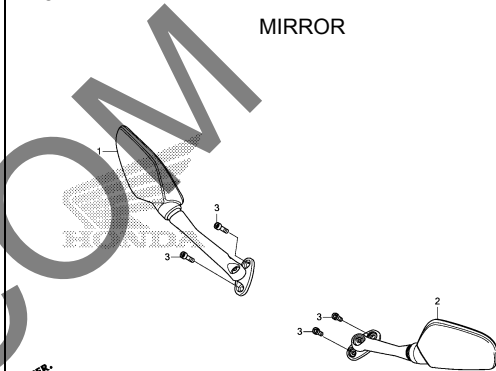
METER



MKPSF0200

F-3

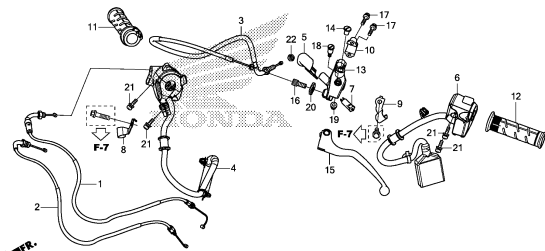
MIRROR



MKPSF0300

F-4

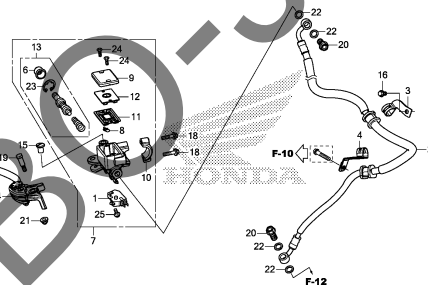
HANDLE LEVER/SWITCH/CABLE



MKPSF0400

F-5

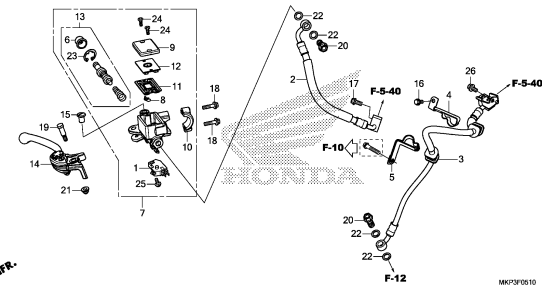
FRONT BRAKE MASTER CY LINDER
(CBR500R)



MKPSF0500

F-5-10

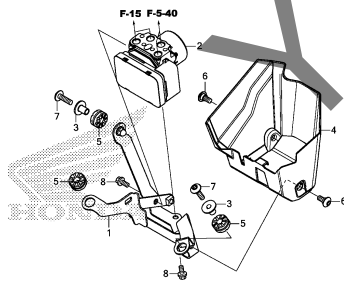
FRONT BRAKE MASTER CYLINDER
(CBR500RA)



MKPSF0510

F-5-20

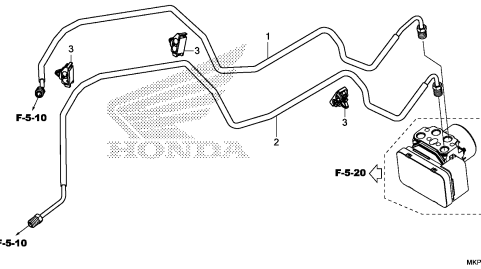
ABS MODULATOR



MKPSF0520

F-5-40

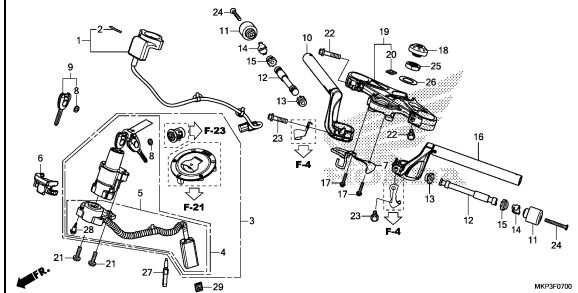
BRAKE PIPE



MKPSF0540

F-7

HANDLE PIPE/TOP BRIDGE



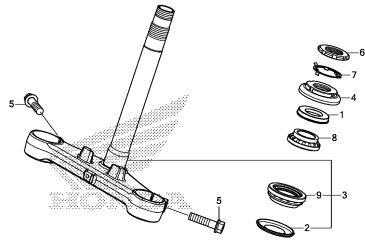
MKPSF0700

3

FRAME GROUP

F-9

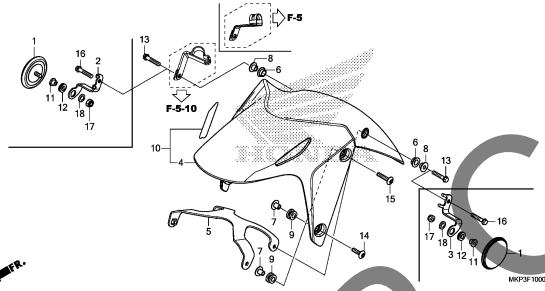
STEERING STEM



MKPSP080

F-10

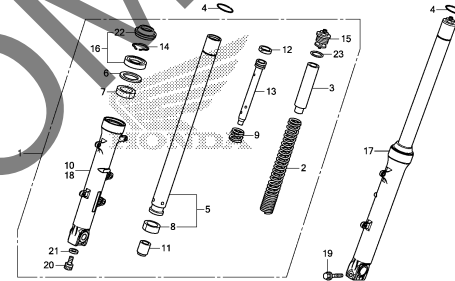
FRONT FENDER



MKPSP100

F-11

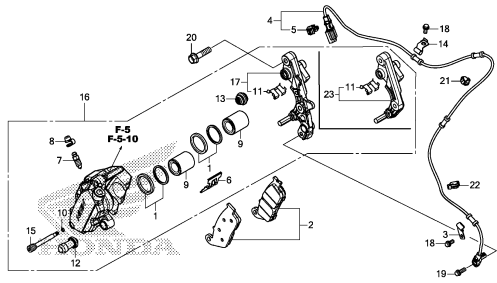
FRONT FORK



MKPSP100

F-12

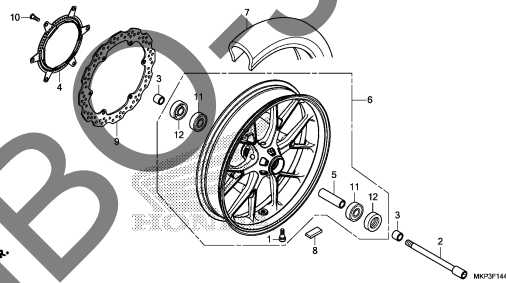
FRONT BRAKE CALIPER



MKPSP120

F-14-40

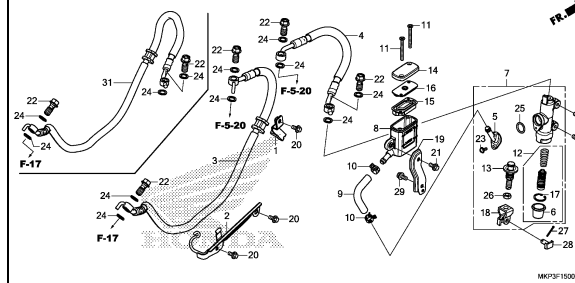
FRONT WHEEL



MKPSP140

F-15

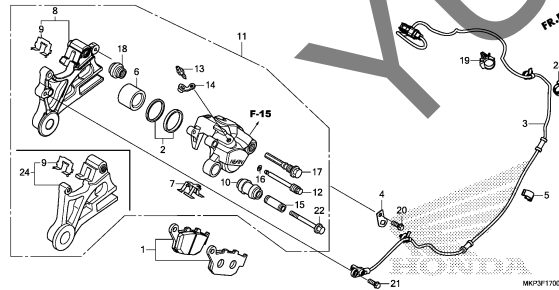
REAR BRAKE MASTER CYLINDER



MKPSP150

F-17

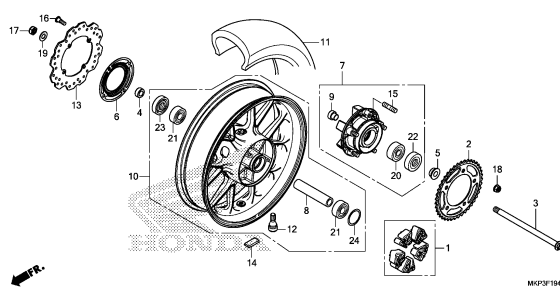
REAR BRAKE CALIPER



MKPSP170

F-19-40

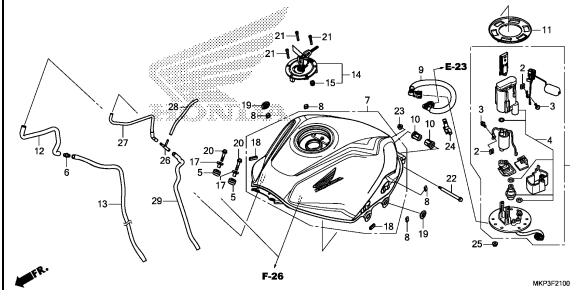
REAR WHEEL



MKPSP180

F-21

FUEL TANK/FUEL PUMP

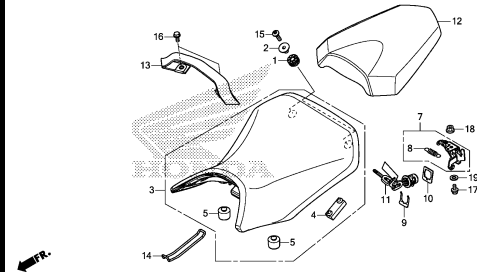


MKPSP210

FRAME GROUP

F-23

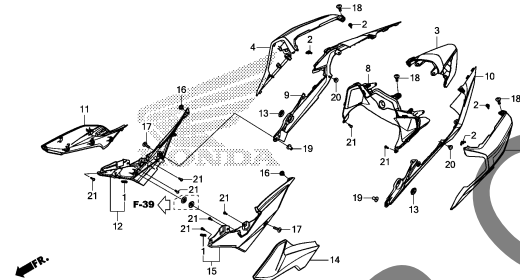
SEAT



MKPSF2300

F-24

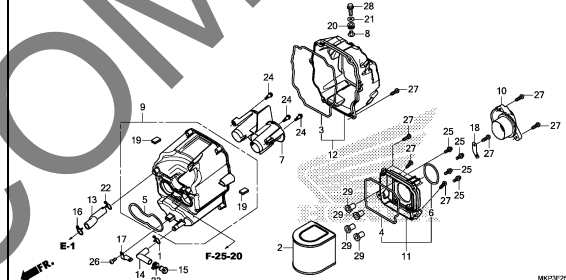
SIDE COVER/REAR CO WL



MKPSF2400

F-25

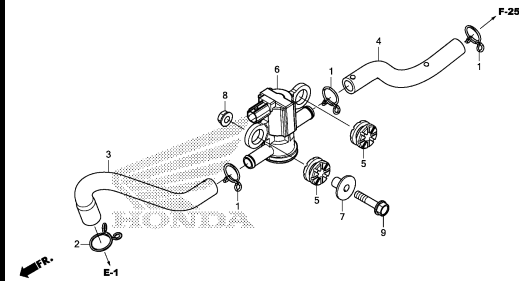
AIR CLEANER



MKPSF2500

F-25-20

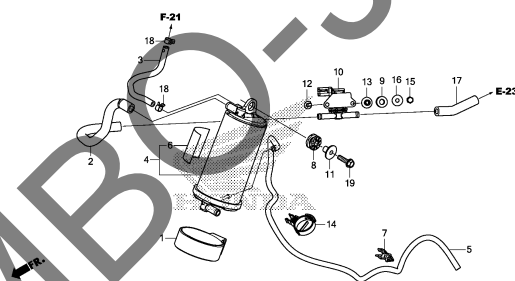
AIR INJECTION SOLENOID VALVE



MKPSF2520

F-26

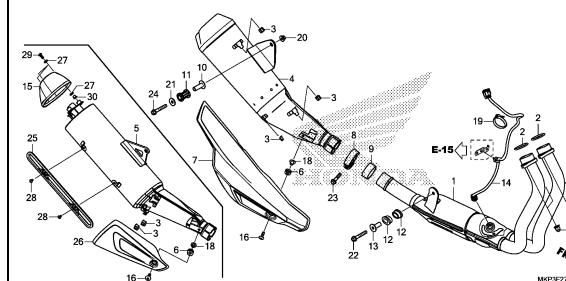
CANISTER



MKPSF2600

F-27

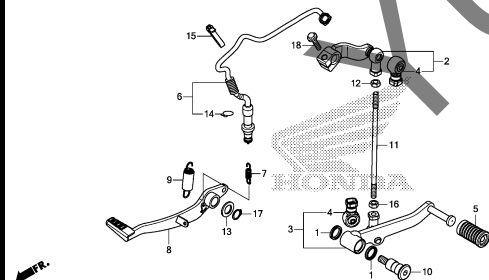
EXHAUST MUFFLER



MKPSF2700

F-29

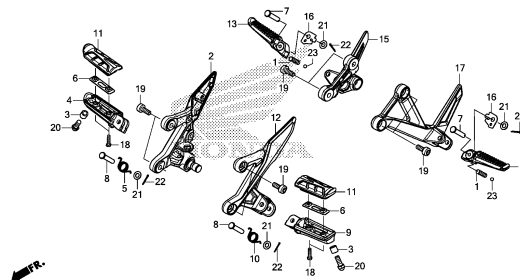
PEDAL



MKPSF2900

F-30

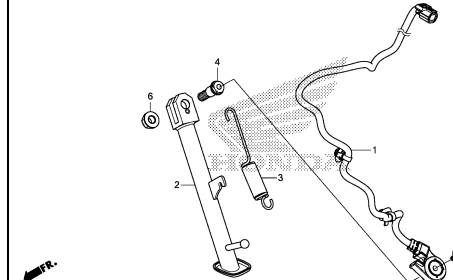
STEP



MKPSF3000

F-31

SIDE STAND

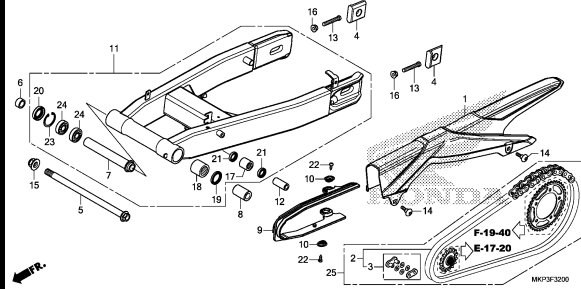


MKPSF3100

FRAME GROUP

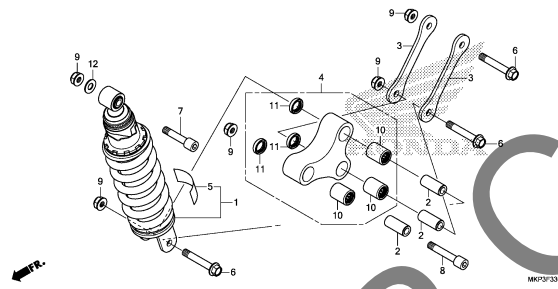
F-32

SWINGARM



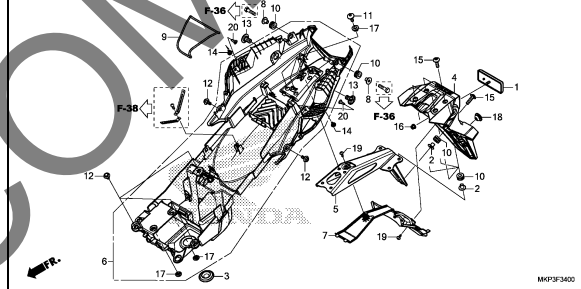
F-33

REAR CUSHION



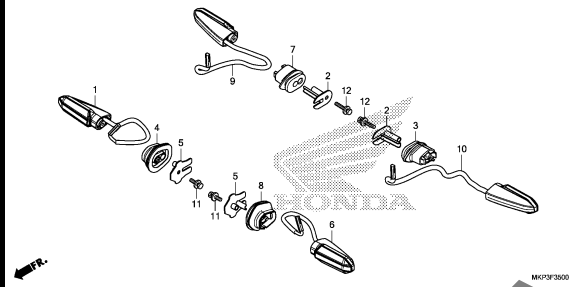
F-34

REAR FENDER



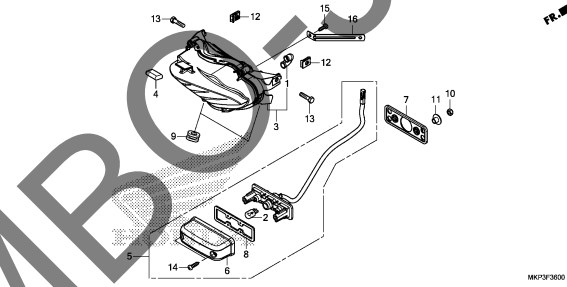
F-35

WINKER



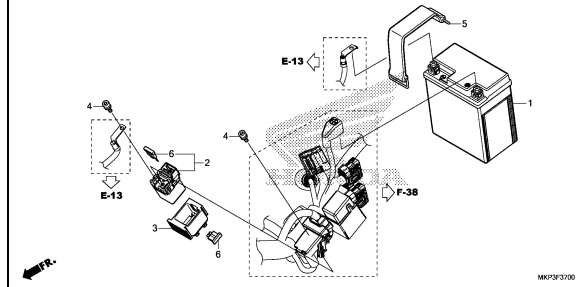
F-36

TAILLIGHT



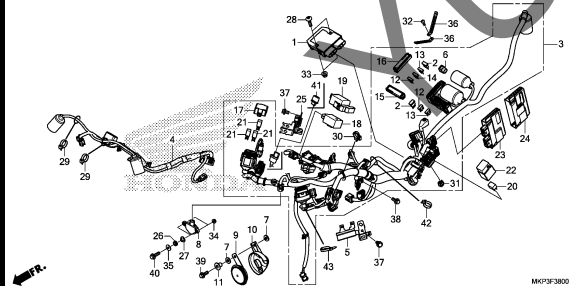
F-37

BATTERY



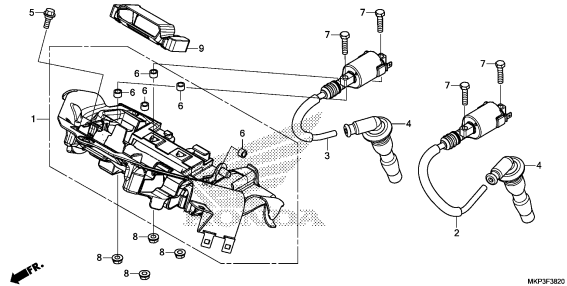
F-38

WIRE HARNESS



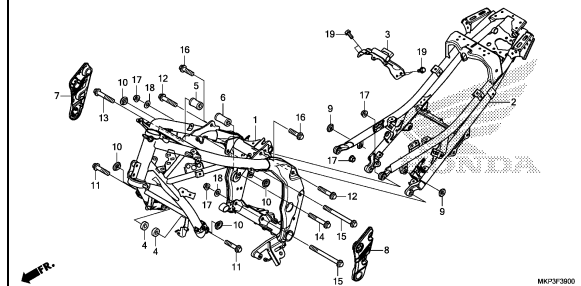
F-38-20

IGNITION COIL



F-39

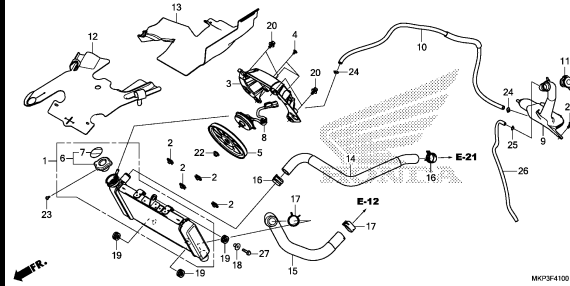
FRAME BODY



FRAME GROUP

F-41

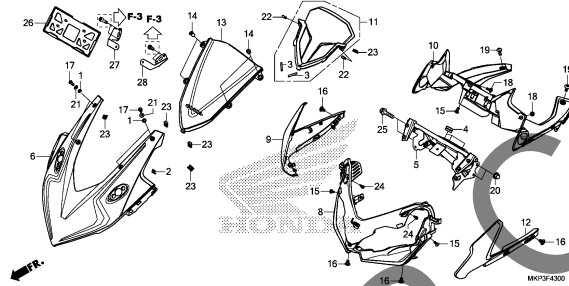
RADIATOR



MKP3F4100

F-43

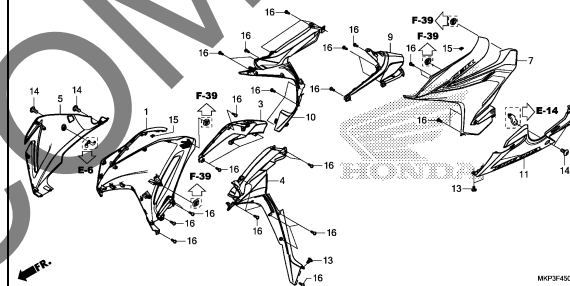
UPPER COWL



MKP3F4300

F-45

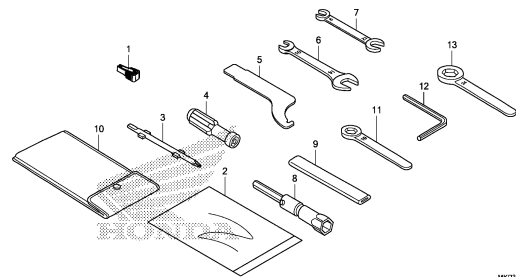
MIDDLE COWL



MKP3F4500

F-48

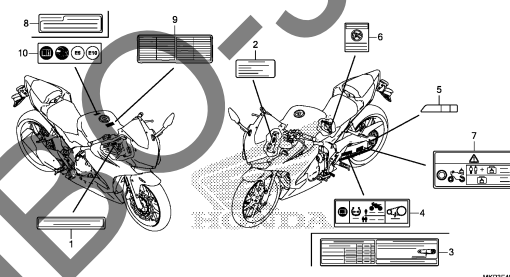
TOOLS



MKP3F4800

F-49

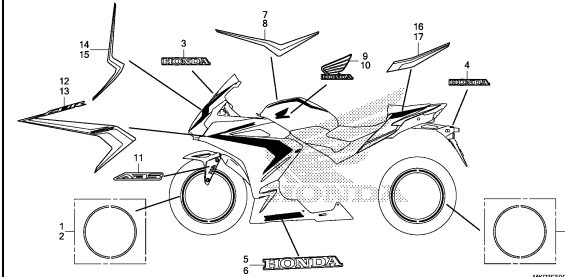
CAUTION LABEL



MKP3F4900

F-50

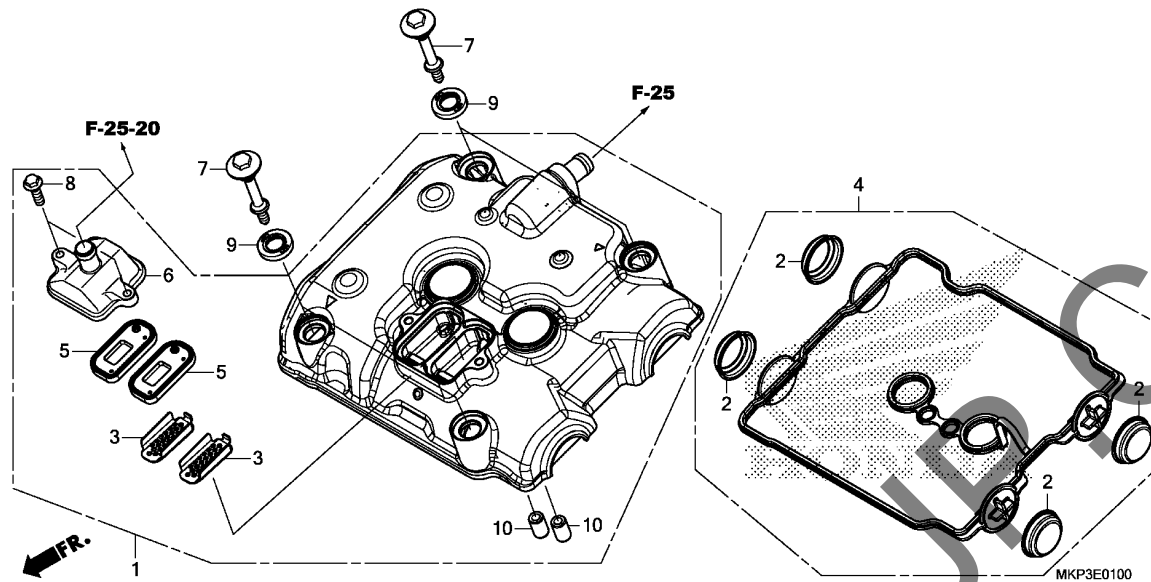
MARK/STRIPE



MKP3F5000

E-1

CYLINDER HEAD COVER

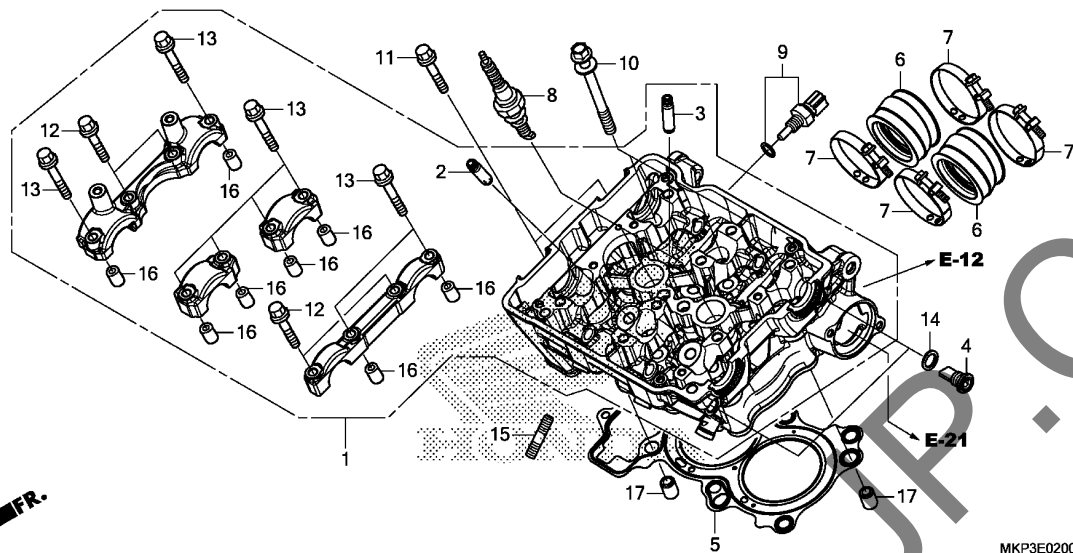


Ref. No.	L.O.N.	(Relative ref. Number) Description	F.R.T.
1	1111C4	COVER, CYLINDER HEAD	1.1
4	1111D2	GASKET, CYLINDER HEAD COVER ..	1.1
5		(3)	
	314125	VALVE, PAIR CHECK	0.8
.NOTE: Same time for two units			

Ref. No.	Part No.	Description	Reqd. QTY		Serial No.	Parts catalogue code
			CBR500	RA		
			R	K		
1	12300-MJW-J00	COVER ASSY., CYLINDER HEAD ..	1	1		
2	12331-MGZ-J00	CAP, CYLINDER HEAD COVER	4	4		
3	12341-MAT-750	PLATE, PORT(AI)	2	2		
4	12391-MGZ-J00	GASKET COMP., CYLINDER HEAD				
		COVER	1	1		
5	18601-KEA-741	VALVE COMP., REED(ARAI)	2	2		
6	18612-MJW-J00	COVER, REED VALVE	1	1		
7	90002-MY5-850	BOLT, HEAD COVER	4	4		
8	90004-GHB-650	BOLT, FLANGE, 6X20(NSHF)	2	2		
9	90543-MV9-670	RUBBER, MOUNTING	4	4		
10	94301-10160	DOWEL PIN, 10X16	2	2		

E-2

CYLINDER HEAD



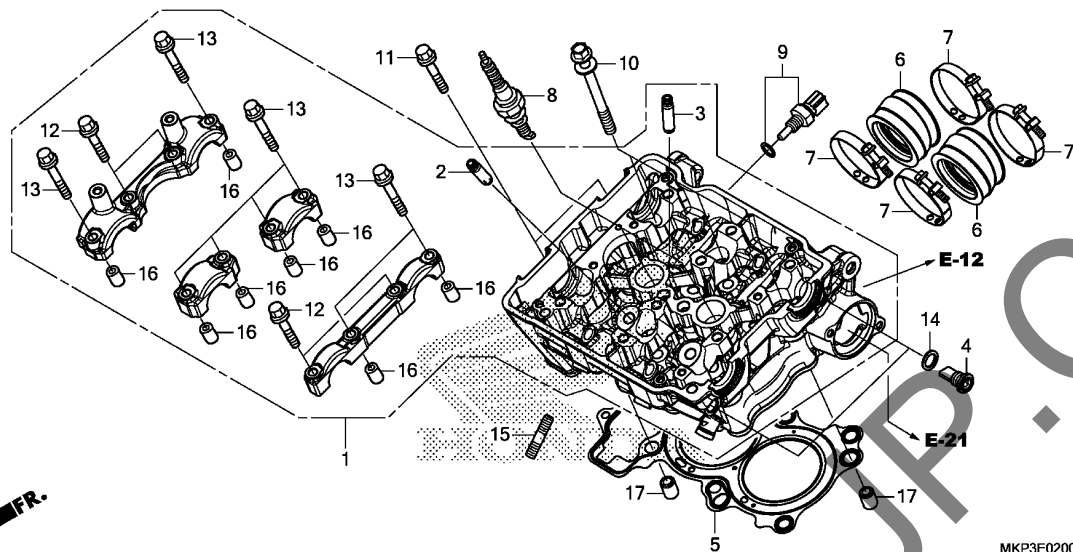
Ref. No.	L.O.N.	(Relative ref. Number) Description	F.R.T.
1	111106	HEAD, CYLINDERINCLUDES: Engine removal and installation .INCLUDES: Valve adjust and reface	6.3
2	1111M0	GUIDE, EXHAUST VALVE(ONE)INCLUDES: Engine removal and installation .INCLUDES: Reaming .INCLUDES: Valve adjust and reface	5.0
	1111MOA	.Replace all exhaust valve guide add	0.9
3	1111L9	GUIDE, INTAKE VALVE(ONE)INCLUDES: Engine removal and installation .INCLUDES: Reaming .INCLUDES: Valve adjust and reface	5.0
	1111L9A	.Replace all intake valve guide add	0.9
	1111M9	GUIDE, VALVE :FOR 1 VEHICLE .. .INCLUDES: Engine removal and installation .INCLUDES: Reaming	7.1

Ref. No.	Part No.	Description	Reqd. QTY		Serial No.	Parts catalogue code
			CBR500			
1	12010-MKP-D00	HEAD ASSY., CYLINDER	1	1		
2	12204-KYJ-305	GUIDE, IN. VALVE(O.S.)	4	4		
		(EXHAUST SIDE)				
3	12205-KYJ-305	GUIDE, EX. VALVE(O.S.)	4	4		
		(INLET SIDE)				
4	12207-MGZ-J00	BOLT, SEALING, 12MM	2	2		
5	12251-MGZ-J01	GASKET, CYLINDER HEAD	1	1		
6	16211-MGZ-J00	INSULATOR, THROTTLE BODY	2	2		
7	16217-MGZ-J00	BAND, INSULATOR	4	4		
8	31916-KRM-841	PLUG, SPARK(CPR8EA-9)(NGK) ..	2	2		
9	37870-MGS-D31	SENSOR ASSY., WATER				
		TEMPERATURE				
10	90007-MGZ-J00	BOLT-WASHER, 9X100	6	6		
11	90011-MGZ-J00	BOLT, FLANGE, 6X35	2	2		
12	90017-KYJ-900	BOLT, FLANGE, 6X32	4	4		
13	90019-KYJ-900	BOLT, FLANGE, 6X39.5	8	8		
14	90418-KYJ-900	WASHER, 12.2X17X1.5	2	2		
15	92900-08022-3E	BOLT, STUD, 8X22	4	4		
16	94301-08140	DOWEL PIN, 8X14	8	8		
17	94301-12160	PIN A, DOWEL, 12X16	2	2		



E-2

CYLINDER HEAD



Ref. No.	L.O.N.	(Relative ref. Number) Description	F.R.T.
+ 3		.INCLUDES: Valve adjust and reface	
5	111115	GASKET, CYLINDER HEAD	4.1
		.INCLUDES: Engine removal and installation	
6	311131	INSULATOR, THROTTLE BODY/ CARBURETOR	1.0
	3111B6	INSULATOR, THROTTLE BODY/ CARBURETOR :FOR 1 VEHICLE ...	1.0
8	614130	PLUG, SPARK	0.9
	6141B2	PLUG, SPARK :FOR 1 VEHICLE ...	1.0
9	6171A9	SENSOR, WATER TEMP	0.6

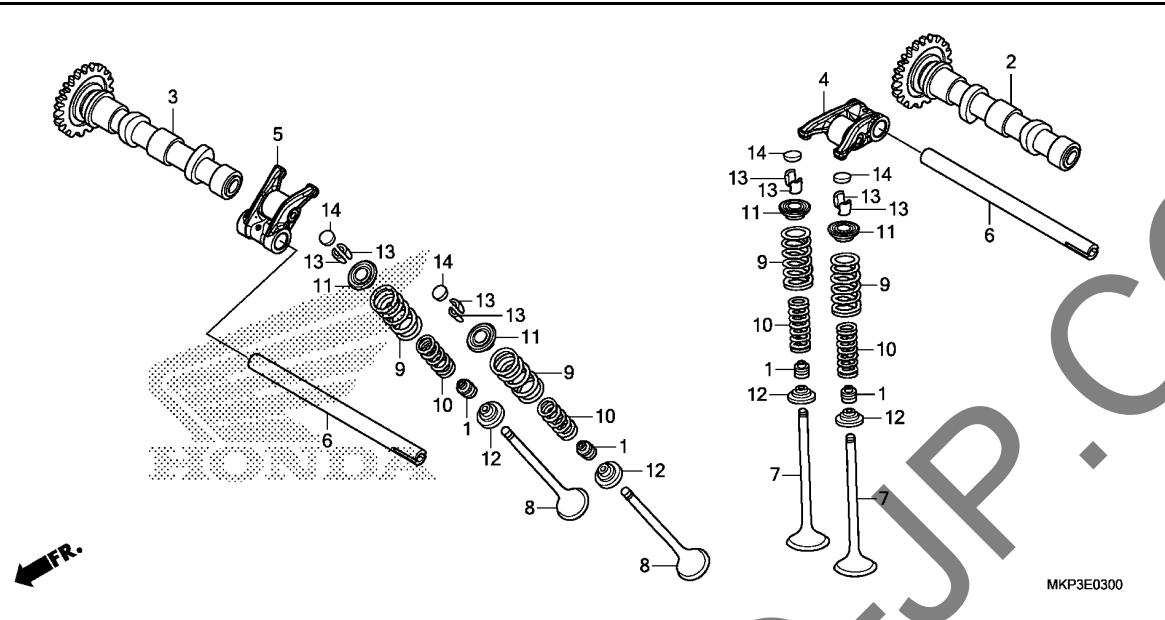
MKP3E0200

YUMBO.P.R.COM

2

E-3

CAMSHAFT/VALVE



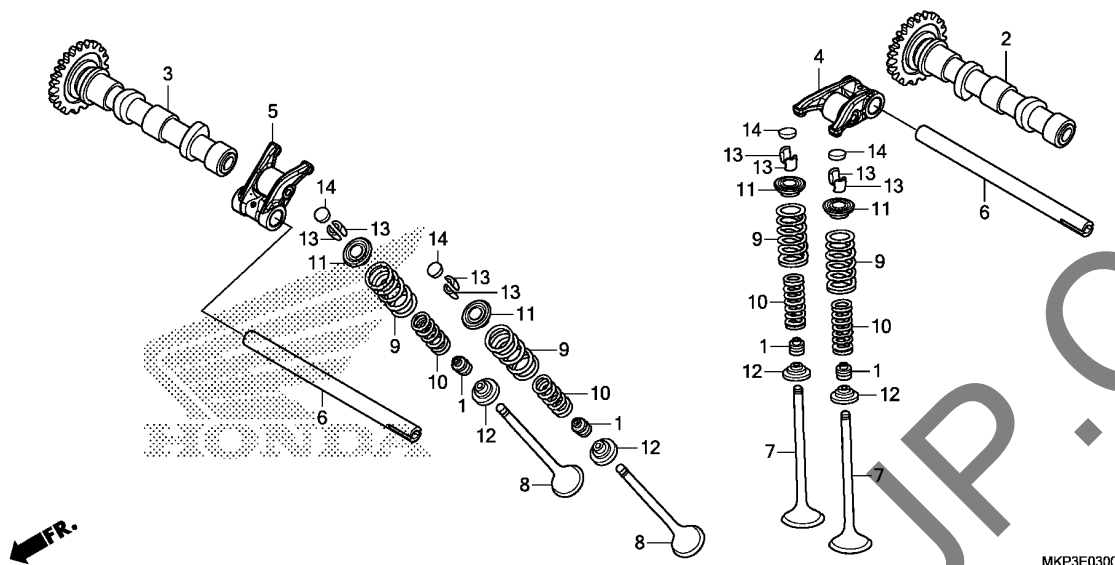
Ref. No.	L.O.N.	(Relative ref. Number) Description	F.R.T.
2	1111E5	CAMSHAFT :INTAKEINCLUDES: Valve clearance adjustment	1.9
3	1111E6	CAMSHAFT :EXHAUSTINCLUDES: Valve clearance adjustment	1.9
	1111T4	CAMSHAFT :FOR 1 VEHICLEINCLUDES: Valve clearance adjustment	2.2
4	1111K8	ARM, INTAKE VALVE ROCKER(ONE) .NOTE: Same time for two units .INCLUDES: Valve adjustment	1.9
5	1111K9	ARM, EXHAUST VALVE ROCKER(ONE) .NOTE: Same time for two units .INCLUDES: Valve adjustment	1.9
	1111L8	ARM, VALVE ROCKER :FOR 1 VEHICLE	2.2
7	1111N0	VALVE, INTAKE(ONE)INCLUDES: Engine removal and installation	4.5
	1111NOA	.Replace all intake valve add	0.6
+ 8	1111N1	VALVE, EXHAUST(ONE)	4.5

Ref. No.	Part No.	Description	Reqd. QTY		Serial No.	Parts catalogue code
			CBR500	RA		
			R	K		
1	12209-ML0-722	SEAL, VALVE STEM(ARAI)	8	8		
2	14110-MKP-D00	CAMSHAFT COMP., IN.(34T)	1	1		
3	14210-MKP-D00	CAMSHAFT COMP., EX.(34T)	1	1		
4	14430-MGZ-J00	ARM COMP., IN. VALVE ROCKER ..	2	2		
5	14440-MGZ-J00	ARM COMP., EX. VALVE ROCKER ..	2	2		
6	14451-MGZ-J00	SHAFT, ROCKER ARM	2	2		
7	14711-MGZ-J00	VALVE, IN.	4	4		
8	14721-MGZ-J00	VALVE, EX.	4	4		
9	14751-MKP-D00	SPRING, VALVE OUTER	8	8		
10	14761-MKP-D00	SPRING, VALVE INNER	8	8		
11	14771-MFL-000	RETAINER, VALVE SPRING	8	8		
12	14775-KYJ-900	SEAT, VALVE SPRING	8	8		
13	14781-MJE-D00	COTTER, VALVE	16	16		
14	14901-KT7-013	SHIM, TAPPET(1.200)	8	8		
	14902-KT7-013	SHIM, TAPPET(1.225)	8	8		
	14903-KT7-013	SHIM, TAPPET(1.250)	8	8		
	14904-KT7-013	SHIM, TAPPET(1.275)	8	8		
	14905-KT7-013	SHIM, TAPPET(1.300)	8	8		
	14906-KT7-013	SHIM, TAPPET(1.325)	8	8		
	14907-KT7-013	SHIM, TAPPET(1.350)	8	8		
	14908-KT7-013	SHIM, TAPPET(1.375)	8	8		
	14909-KT7-013	SHIM, TAPPET(1.400)	8	8		
	14910-KT7-013	SHIM, TAPPET(1.425)	8	8		
	14911-KT7-013	SHIM, TAPPET(1.450)	8	8		
	14912-KT7-013	SHIM, TAPPET(1.475)	8	8		
	14913-KT7-013	SHIM, TAPPET(1.500)	8	8		
	14914-KT7-013	SHIM, TAPPET(1.525)	8	8		



E-3

CAMSHAFT/VALVE



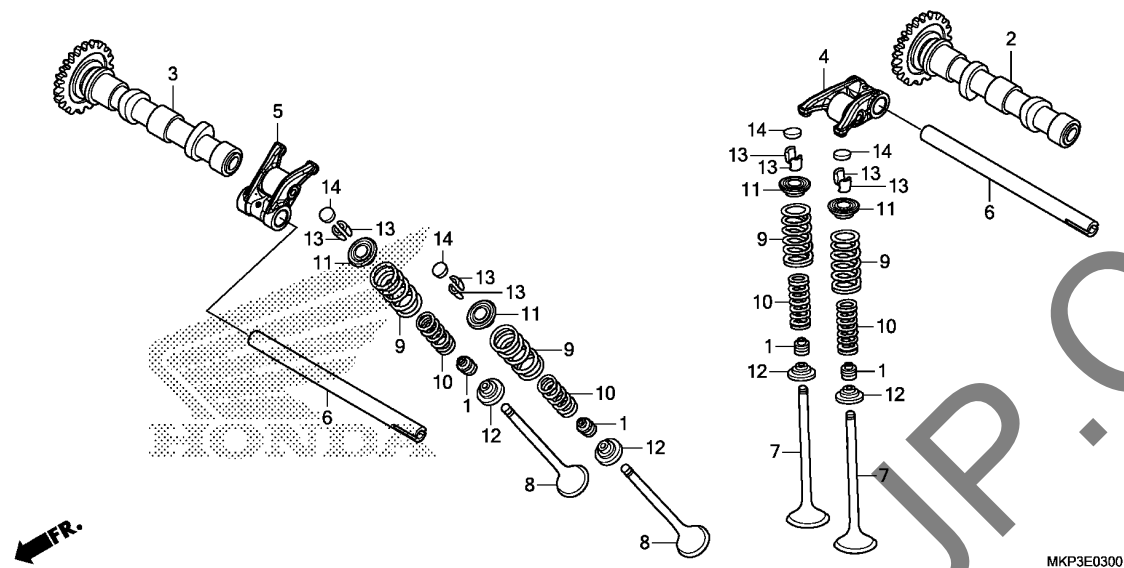
Ref. No.	L.O.N.	(Relative ref. Number) Description	F.R.T.
+ 8		.INCLUDES: Engine removal and installation .INCLUDES: Refacing	
1111N1A		.Replace all exhaust valve add	0.6
1111P0		VALVE :FOR 1 VEHICLE	5.9
9		.INCLUDES: Engine removal and installation .INCLUDES: Refacing (1,10,11,12,13)	
1111P2		INTAKE VALVE SPRING AND/OR STEM SEAL(ONE)	4.3
1111P2A		.Replace all intake spring add	0.3
1111P3		EXHAUST VALVE SPRING AND/OR STEM SEAL(ONE)	4.3
1111P3A		.Replace all exhaust spring add	0.3
1111Q2		VALVE SPRING AND/OR STEM SEAL :FOR 1 VEHICLE	5.0
		.INCLUDES: Engine removal and installation	

Ref. No.	Part No.	Description	Reqd. QTY		Serial No.	Parts catalogue code
			CBR500 R	RA K		
14)	14915-KT7-013	SHIM, TAPPET(1.550)	8	8		
	14916-KT7-013	SHIM, TAPPET(1.575)	8	8		
	14917-KT7-013	SHIM, TAPPET(1.600)	8	8		
	14918-KT7-013	SHIM, TAPPET(1.625)	8	8		
	14919-KT7-013	SHIM, TAPPET(1.650)	8	8		
	14920-KT7-013	SHIM, TAPPET(1.675)	8	8		
	14921-KT7-013	SHIM, TAPPET(1.700)	8	8		
	14922-KT7-013	SHIM, TAPPET(1.725)	8	8		
	14923-KT7-013	SHIM, TAPPET(1.750)	8	8		
	14924-KT7-013	SHIM, TAPPET(1.775)	8	8		
	14925-KT7-013	SHIM, TAPPET(1.800)	8	8		
	14926-KT7-013	SHIM, TAPPET(1.825)	8	8		
	14927-KT7-013	SHIM, TAPPET(1.850)	8	8		
	14928-KT7-013	SHIM, TAPPET(1.875)	8	8		
	14929-KT7-013	SHIM, TAPPET(1.900)	8	8		
	14930-KT7-013	SHIM, TAPPET(1.925)	8	8		
	14931-KT7-013	SHIM, TAPPET(1.950)	8	8		
	14932-KT7-013	SHIM, TAPPET(1.975)	8	8		
	14933-KT7-013	SHIM, TAPPET(2.000)	8	8		
	14934-KT7-013	SHIM, TAPPET(2.025)	8	8		
	14935-KT7-013	SHIM, TAPPET(2.050)	8	8		
	14936-KT7-013	SHIM, TAPPET(2.075)	8	8		
	14937-KT7-013	SHIM, TAPPET(2.100)	8	8		
	14938-KT7-013	SHIM, TAPPET(2.125)	8	8		
	14939-KT7-013	SHIM, TAPPET(2.150)	8	8		
	14940-KT7-013	SHIM, TAPPET(2.175)	8	8		
	14941-KT7-013	SHIM, TAPPET(2.200)	8	8		
	14942-KT7-013	SHIM, TAPPET(2.225)	8	8		
	14943-KT7-013	SHIM, TAPPET(2.250)	8	8		

2

E-3

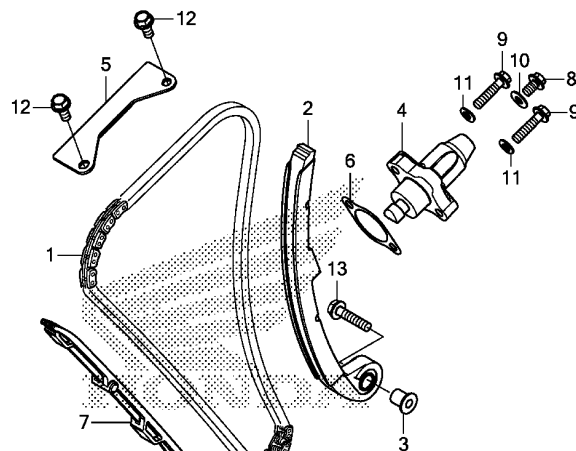
CAMSHAFT/VALVE



Ref. No.	Part No.	Description	Reqd. QTY		Serial No.	Parts catalogue code
			CBR500 R K	RA K		
14)	14944-KT7-013	SHIM, TAPPET (2.275)	8	8		
	14945-KT7-013	SHIM, TAPPET (2.300)	8	8		
	14946-KT7-013	SHIM, TAPPET (2.325)	8	8		
	14947-KT7-013	SHIM, TAPPET (2.350)	8	8		
	14948-KT7-013	SHIM, TAPPET (2.375)	8	8		
	14949-KT7-013	SHIM, TAPPET (2.400)	8	8		
	14950-KT7-013	SHIM, TAPPET (2.425)	8	8		
	14951-KT7-013	SHIM, TAPPET (2.450)	8	8		
	14952-KT7-013	SHIM, TAPPET (2.475)	8	8		
	14953-KT7-013	SHIM, TAPPET (2.500)	8	8		
	14954-KT7-013	SHIM, TAPPET (2.525)	8	8		
	14955-KT7-013	SHIM, TAPPET (2.550)	8	8		
	14956-KT7-013	SHIM, TAPPET (2.575)	8	8		
	14957-KT7-013	SHIM, TAPPET (2.600)	8	8		
	14958-KT7-013	SHIM, TAPPET (2.625)	8	8		
	14959-KT7-013	SHIM, TAPPET (2.650)	8	8		
	14960-KT7-013	SHIM, TAPPET (2.675)	8	8		
	14961-KT7-013	SHIM, TAPPET (2.700)	8	8		
	14962-KT7-013	SHIM, TAPPET (2.725)	8	8		
	14963-KT7-013	SHIM, TAPPET (2.750)	8	8		
	14964-KT7-013	SHIM, TAPPET (2.775)	8	8		
	14965-KT7-013	SHIM, TAPPET (2.800)	8	8		
	14966-KT7-013	SHIM, TAPPET (2.825)	8	8		
	14967-KT7-013	SHIM, TAPPET (2.850)	8	8		
	14968-KT7-013	SHIM, TAPPET (2.875)	8	8		
	14969-KT7-013	SHIM, TAPPET (2.900)	8	8		

E-4

CAM CHAIN/TENSIONER



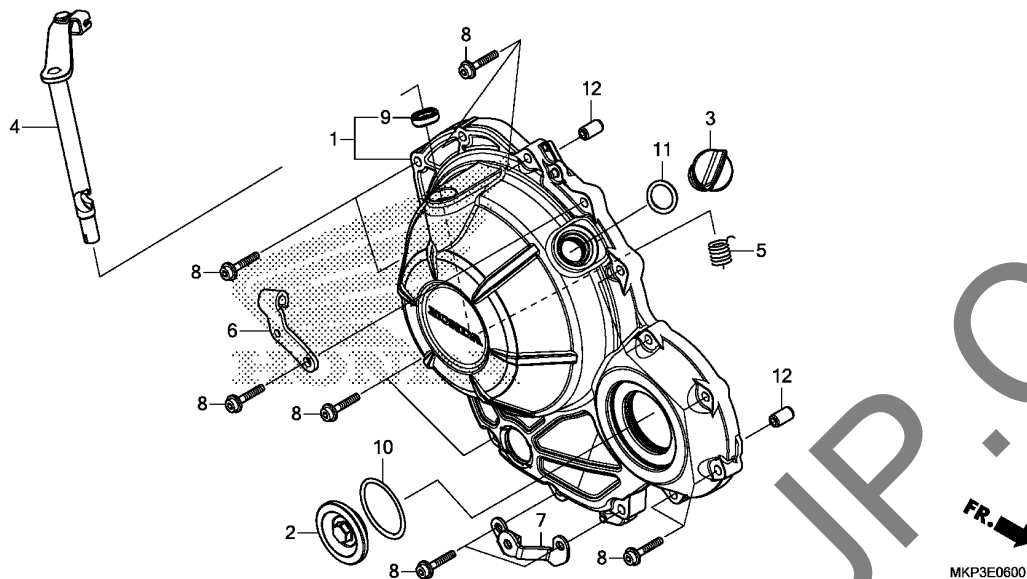
MKP3E0400

Ref. No.	L.O.N.	(Relative ref. Number) Description	F.R.T.
1	110140	CHAIN, CAM INCLUDES: Engine removal and installation	4.6
2	111130	TENSIONER, CAM CHAIN INCLUDES: Engine removal and installation	4.6
4	111133	LIFTER, TENSIONER (6)	0.2
5	111169	GUIDE B, CAM CHAIN	1.1
7	111139	GUIDE, CAM CHAIN INCLUDES: Engine removal and installation	4.1

Ref. No.	Part No.	Description	Reqd. QTY		Serial No.	Parts catalogue code
			CBR500	R		
1	14401-MGZ-J01	CHAIN, CAM(130L)(DAIDO) (SCH-0409 SV)	1	1		
2	14510-MGZ-J01	TENSIONER COMP., CAM CHAIN (NOK)	1	1		
3	14517-MGZ-J00	COLLAR, TENSIONER	1	1		
4	14520-MGZ-J01	LIFTER ASSY., TENSIONER(NHK)	1	1		
5	14546-KYJ-900	GUIDE B, CAM CHAIN	1	1		
6	14560-MGZ-J01	GASKET, TENSIONER HOLE	1	1		
7	14611-MGZ-J00	GUIDE A, CAM CHAIN	1	1		
8	90004-GHB-600	BOLT, FLANGE, 6X10(NSHF)	1	1		
9	90004-GHB-670	BOLT, FLANGE, 6X25(NSHF)	2	2		
10	90442-397-000	WASHER, SEALING, 6MM	1	1		
11	90463-MEE-000	WASHER, SEALING, 6MM	2	2		
12	95701-06014-00	BOLT, FLANGE, 6X14	2	2		
13	95801-06028-00	BOLT, FLANGE, 6X28	1	1		

E-6

RIGHT CRANKCASE COVER



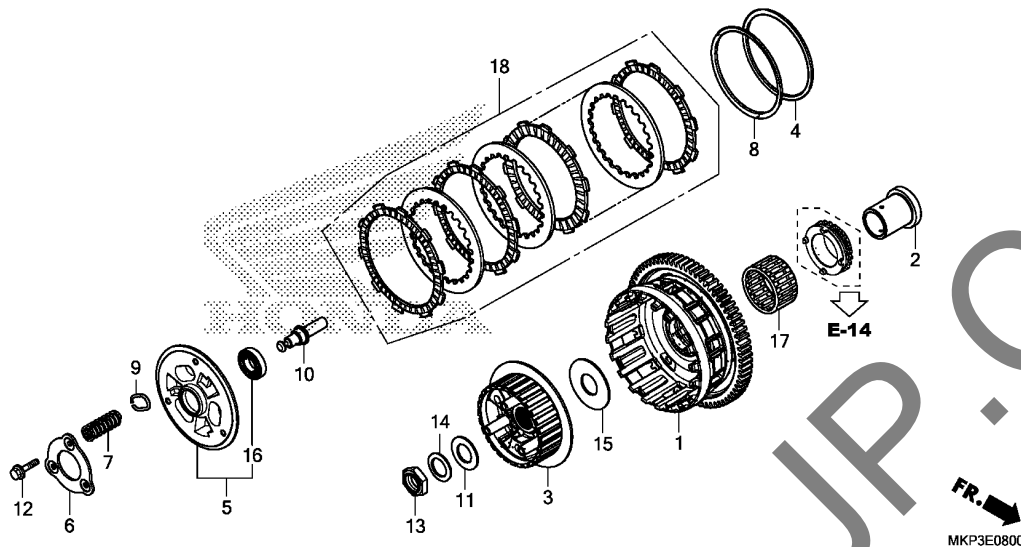
Ref. No.	L.O.N.	(Relative ref. Number) Description	F.R.T.
1	110159	COVER, CRANKCASE :RIGHT	0.6
4	2121A7	LEVER, CLUTCH	0.5

Ref. No.	Part No.	Description	Reqd. QTY		Serial No.	Parts catalogue code
			CBR500			
			R	RA		
			K	K		
1	11330-MKP-D00	COVER COMP., R. CRANKCASE	1	1		
2	11332-MJW-J00	CAP, 45MM	1	1		
3	15611-KA4-710	CAP, OIL FILLER	1	1		
4	22810-MKP-D00	LEVER COMP., CLUTCH	1	1		
5	22815-MJE-D00	SPRING, CLUTCH LEVER	1	1		
6	22821-MKP-D00	RECEIVER, CLUTCH CABLE	1	1		
7	64316-MGZ-J00	STAY, R. RR. UNDER COWL	1	1		
8	90003-MGZ-J00	BOLT, FLANGE SOCKET, 6X28	14	14		
9	91204-KKO-003	OIL SEAL, 12X18X5 (ARAI)	1	1		
10	91301-ML7-003	O-RING, 48.1X3.6 (ARAI)	1	1		
11	91307-035-000	O-RING, 18X3	1	1		
12	94301-08140	DOWEL PIN, 8X14	2	2		



E-8

CLUTCH



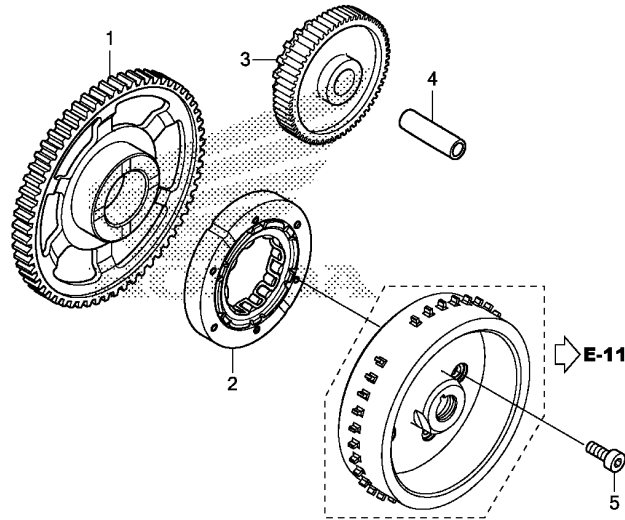
Ref. No.	L.O.N.	(Relative ref. Number) Description	F.R.T.
1		(17)	
1	2121A0	OUTER, CLUTCH	0.9
3	212112	CENTER, CLUTCH	0.9
5	2121A3	PLATE, CLUTCH PRESSURE	0.6
6	2121A4	PLATE, CLUTCH LIFTER	0.6
7	212107	SPRING, CLUTCH	0.6
.NOTE: Same time for two units or more			
10	2121B6	ROD, CLUTCH LIFTER	0.6
16	2121B4	BEARING, CLUTCH LIFTER	0.8
18		(4,8)	
	2121A1	DISC, CLUTCH FRICTION	0.7

FR. →
MKP3E0800

Ref. No.	Part No.	Description	Reqd. QTY		Serial No.	Parts catalogue code
			CBR500 R K	RA K		
1	22100-MKP-D01	OUTER COMP., CLUTCH(69T)	1	1		
2	22116-MKP-D00	GUIDE, CLUTCH OUTER	1	1		
3	22121-MKN-D11	CENTER, CLUTCH	1	1		
4	22125-ML7-000	SEAT, JUDDER SPRING	1	1		
5	22350-MKN-D11	PLATE COMP., CLUTCH PRESSURE	1	1		
6	22361-MKN-D11	PLATE, SETTING	1	1		
7	22401-MKP-D01	SPRING, CLUTCH	3	3		
8	22402-MKN-D11	SPRING, JUDDER	1	1		
9	22425-MJP-G51	SEAT, CLUTCH SPRING	3	3		
10	22847-MKP-D00	PIN, CLUTCH LIFTER	1	1		
11	52143-KZ3-860	WASHER, SWINGARM SIDE	1	1		
12	90050-MKN-D11	BOLT, FLANGE, 6X30	3	3		
13	90231-MJE-D00	NUT, LOCK, 22MM	1	1		
14	90432-MM5-000	WASHER, SPRING, 22MM	1	1		
15	90452-MKP-D01	WASHER, THRUST, 25X45X1.6	1	1		
16	91008-KCY-671	BEARING, RADIAL BALL, 6903 ..	1	1		
17	91111-PJ2-003	BEARING, NEEDLE, 30X35X17 ..	1	1		
		(TOYO)	1	1		
18	22210-MKP-305	DISK SET, CLUTCH	1	1		

E-9

STARTING CLUTCH



MKP3E0900

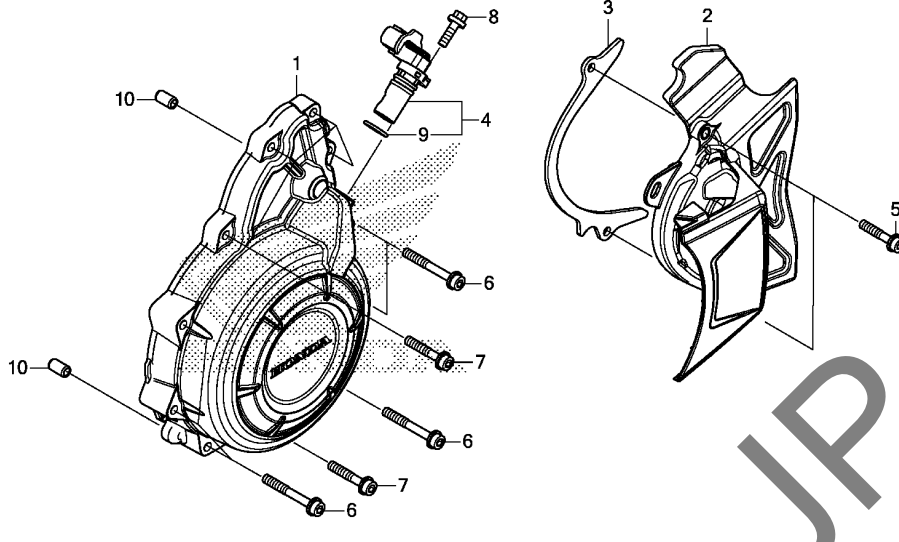
Ref. No.	L.O.N.	(Relative ref. Number) Description	F.R.T.
1	612120	GEAR, STARTER DRIVEN	0.9
2	612131	OUTER, STARTING CLUTCH	1.0
3	612125	GEAR, STARTER REDUCTION	0.7

Ref. No.	Part No.	Description	Reqd. QTY		Serial No.	Parts catalogue code
			CBR500			
			R	RA		
			K	K		
1	28110-MGZ-J00	GEAR, STARTER DRIVEN(77T) ...	1	1		
2	28125-MGZ-J01	OUTER COMP., STARTING CLUTCH	1	1		
3	28130-MGZ-J00	GEAR, STARTER REDUCTION (21T/76T)	1	1		
4	28132-MK5-000	SHAFT C, IDLE GEAR	1	1		
5	90017-MGZ-J00	BOLT, SOCKET, 8MM	6	6		

2

E-10

A.C. GENERATOR COVER



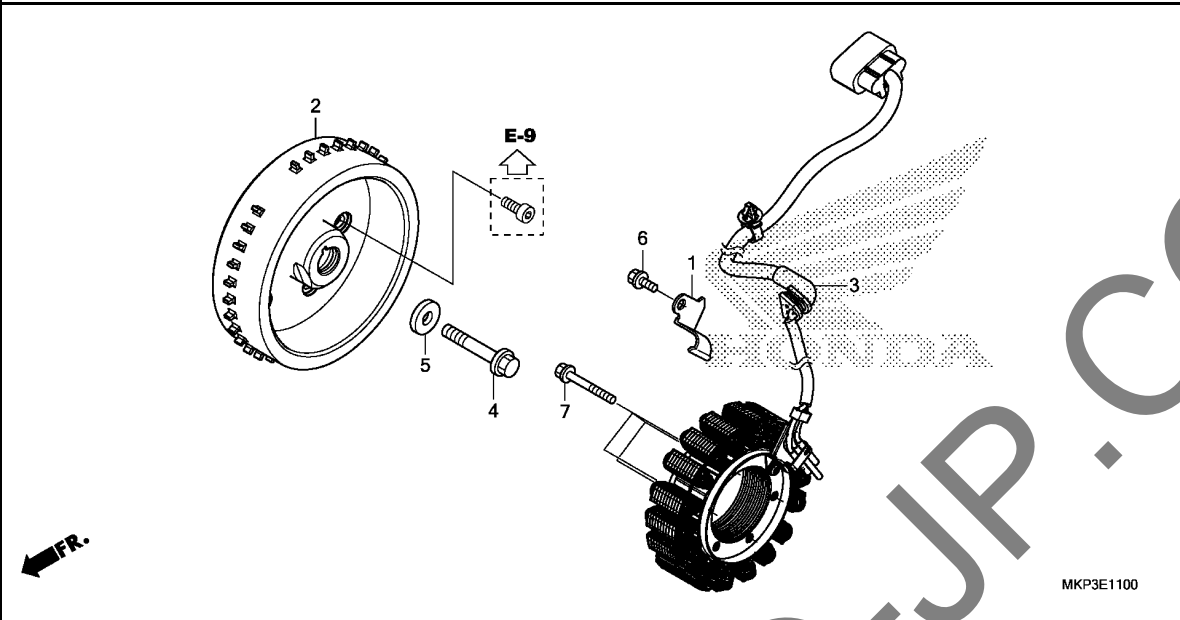
Ref. No.	L.O.N.	(Relative ref. Number) Description	F.R.T.
1	1101B1	COVER, ALTERNATOR	0.8
2	1101B0	COVER, CRANKCASE :LEFT REAR ..	0.2
4	6171J9	(9) SENSOR, CRANK	0.3

Ref. No.	Part No.	Description	Reqd. QTY		Serial No.	Parts catalogue code
			CBR500 R K	RA K		
1	11321-MKP-D00	COVER, A.C. GENERATOR	1	1		
2	11350-MKP-D00	COVER COMP., L. RR.	1	1		
3	11355-MGZ-J00	PLATE, DRIVE CHAIN GUIDE	1	1		
4	37500-MKP-D01	SENSOR ASSY., CRANK	1	1		
5	90002-MGZ-J00	BOLT, FLANGE SOCKET, 6X25 ...	2	2		
6	90002-MJE-D00	BOLT, FLANGE SOCKET, 6X40 ...	6	6		
7	90003-MGZ-J00	BOLT, FLANGE SOCKET, 6X28 ...	5	5		
8	90017-GHB-640	BOLT, FLANGE, 6X18(NSHF)	1	1		
9	91333-PNC-006	O-RING	1	1		
10	94301-08140	DOWEL PIN, 8X14	2	2		

2

E-11

GENERATOR



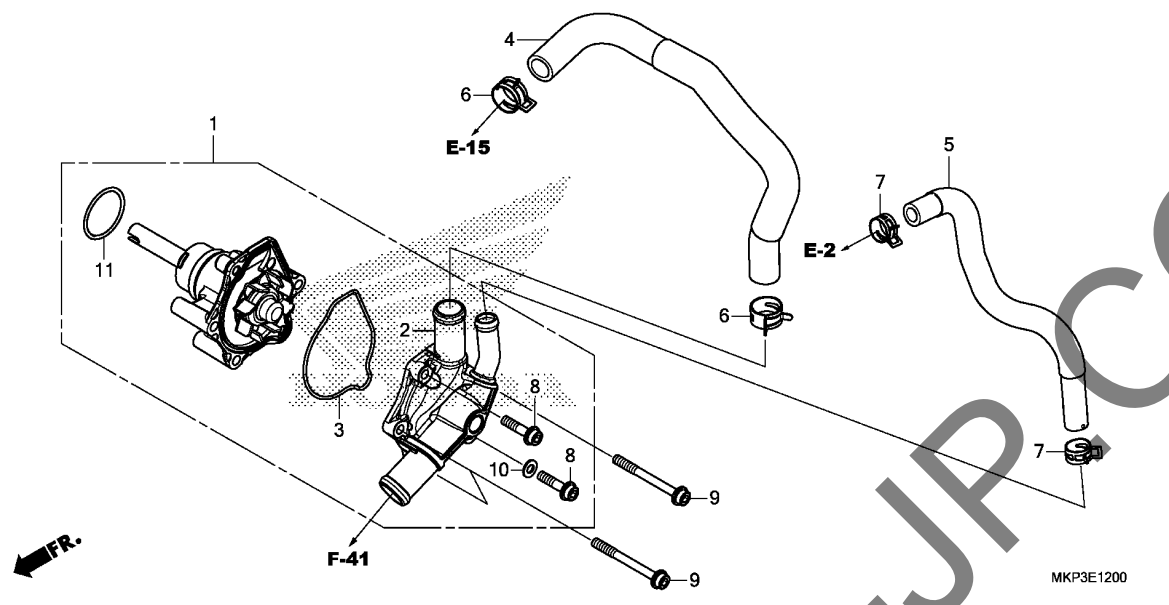
Ref. No.	L.O.N.	(Relative ref. Number) Description	F.R.T.
2	613105	ROTOR OR FLYWHEEL	1.0
3	6131A3	STATOR	1.0

Ref. No.	Part No.	Description	Reqd. QTY		Serial No.	Parts catalogue code
			CBR500 R K	RA K		
1	11333-MKP-D00	CLAMP, A.C. GENERATOR CORD ..	1	1		
2	31110-MKP-D01	FLYWHEEL COMP.(MITSUBA)	1	1		
3	31120-MKP-D01	STATOR COMP.(MITSUBA)	1	1		
4	90023-KYJ-900	BOLT, FLANGE, 12X50	1	1		
5	90401-KCY-670	WASHER, 12.5X30X5	1	1		
6	96001-06014-00	BOLT, FLANGE, 6X14	1	1		
7	96001-06040-00	BOLT, FLANGE, 6X40	4	4		

2

E-12

WATER PUMP



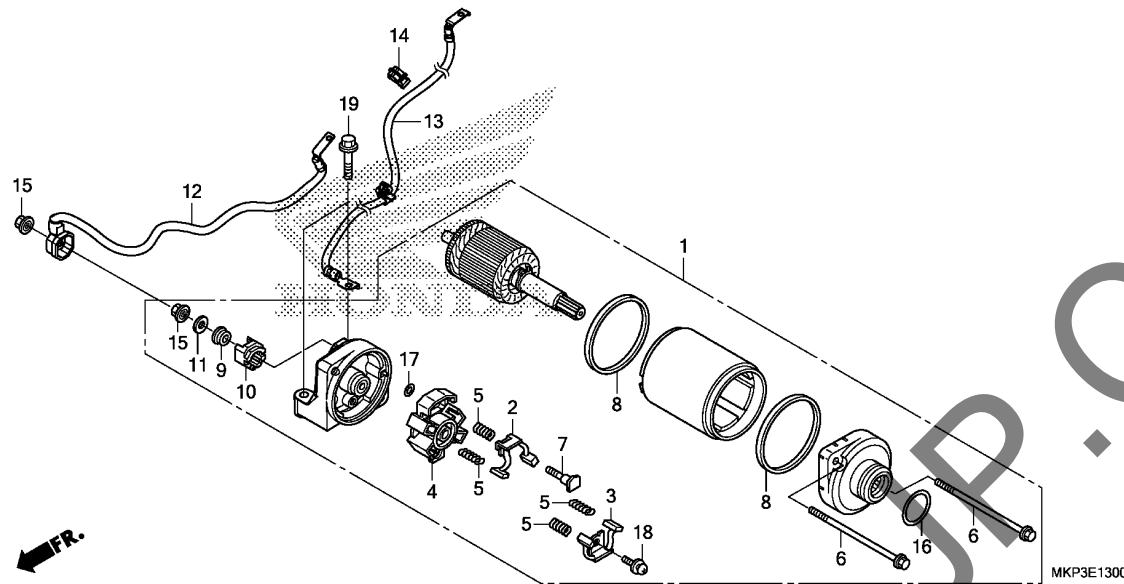
Ref. No.	L.O.N.	(Relative ref. Number) Description	F.R.T.
1	114103	PUMP ASSY., WATER	0.9
2	1141B0	COVER, WATER PUMP	0.9
3	1141B1	GASKET, WATER PUMP COVER	0.9
4	114130	HOSE A, WATER	1.4
5	1141B4	HOSE, WATER BYPASS	1.4
11	1141E1	O-RING, WATER PUMP	0.9

Ref. No.	Part No.	Description	Reqd. QTY		Serial No.	Parts catalogue code
			CBR500	K		
1	19200-MGZ-305	PUMP COMP., WATER	1	1		
2	19220-MGZ-J00	COVER COMP., WATER PUMP	1	1		
3	19226-MGZ-J00	GASKET, WATER PUMP BODY	1	1		
4	19525-MKP-D00	HOSE A, WATER	1	1		
5	19526-MKP-D00	HOSE, WATER BYPASS	1	1		
6	19531-MJW-J00	CLIP, WATER HOSE(D27)	2	2		
7	19535-MJW-J00	CLIP, WATER HOSE(D21)	2	2		
8	90002-MGZ-J00	BOLT, FLANGE SOCKET, 6X25	2	2		
9	90004-MGZ-J00	BOLT, FLANGE SOCKET, 6X60	3	3		
10	90463-ML7-000	WASHER, SEALING, 6.5MM	1	1		
11	91302-MB0-013	O-RING, 32.95X2.62(ARAI)	1	1		

2

E-13

STARTER MOTOR



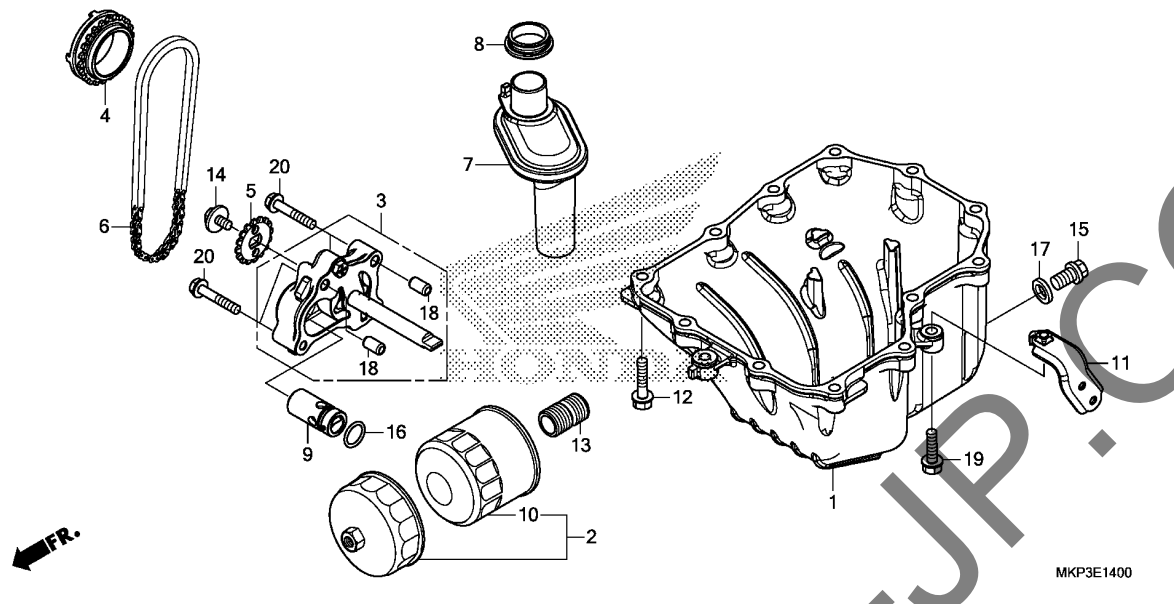
Ref. No.	L.O.N.	(Relative ref. Number) Description	F.R.T.
1	(16)		
612105		MOTOR, STARTING	1.3
2	(3,4,5,8)		
6121A4		TERMINAL, BRUSH(STARTER)	1.4
.NOTE: Same time for two units			
12	612115	CABLE, STARTER MOTOR	1.1
13	610110	CABLE, NEGATIVE BATTERY	1.1

Ref. No.	Part No.	Description	Reqd. QTY		Serial No.	Parts catalogue code
			CBR500			
			R	RA		
			K	K		
1	31200-MGZ-J01	MOTOR ASSY., STARTER(MITSUBA)	1	1		
2	31201-MEW-921	BRUSH SET A, CARBON	1	1		
3	31202-MEW-921	BRUSH SET B, CARBON	1	1		
4	31203-MEW-921	HOLDER, BRUSH	1	1		
5	31204-MEW-921	SPRING, CARBON BRUSH	4	4		
6	31205-HP5-601	BOLT, SETTING	2	2		
7	31206-MEW-921	BOLT, TERMINAL	1	1		
8	31207-HP5-601	RING	2	2		
9	31208-MEW-921	INSULATOR	1	1		
10	31209-MEW-921	STOPPER, TERMINAL	1	1		
11	31210-MEW-921	WASHER	1	1		
12	32410-MKP-T00	CABLE, STARTER MOTOR	1	1		
13	32601-MKP-T00	CABLE, BATTERY EARTH	1	1		
14	61309-GE4-003	CLIP, HARNESS	1	1		
15	90071-MB0-000	NUT-WASHER, 6MM	2	2		
16	91309-425-003	O-RING, 24.4X3.1(ARAI)	1	1		
17	91320-MB0-000	O-RING, 4X2	1	1		
18	93892-05012-08	SCREW-WASHER, 5X12	1	1		
19	95801-06028-00	BOLT, FLANGE, 6X28	2	2		



E-14

OIL PAN/OIL PUMP

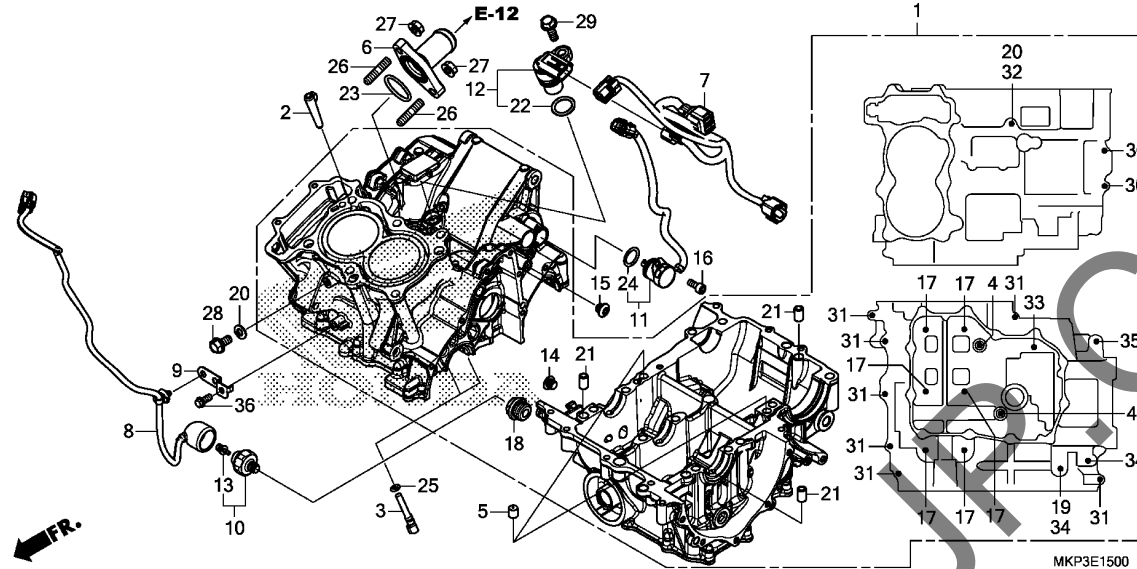


Ref. No.	L.O.N.	(Relative ref. Number) Description	F.R.T.
1	113145	OIL PAN AND/OR GASKET	0.9
3	113105	PUMP ASSY., OIL	0.9
4	1131A2	SPROCKET, OIL PUMP DRIVE	0.9
5	113111	SPROCKET, OIL PUMP DRIVEN	0.6
6	113122	CHAIN, OIL PUMP DRIVE	0.9
7		(8)	
	1131B6	STRAINER, OIL	0.9
9	113126	VALVE, RELIEF	0.9
10		(2)	
	113180	CARTRIDGE, OIL FILTER	0.2

Ref. No.	Part No.	Description	Reqd. QTY		Serial No.	Parts catalogue code
			CBR500			
			R	RA		
			K	K		
1	11210-MJW-J00	PAN, OIL	1	1		
2	15010-MCE-H51	FILTER SET, OIL	(1)	(1)		
3	15100-MGZ-J00	PUMP ASSY., OIL	1	1		
4	15131-MKP-D01	SPROCKET, OIL PUMP DRIVE(22T)	1	1		
5	15134-MGZ-J00	SPROCKET, OIL PUMP DRIVEN(16T)	1	1		
6	15141-MKP-D01	CHAIN, OIL PUMP (DID 25HT2-56LE)	1	1		
7	15150-MGZ-J00	STRAINER COMP., OIL	1	1		
8	15154-MAT-000	PACKING, OIL STRAINER	1	1		
9	15220-MGZ-J00	VALVE ASSY., RELIEF	1	1		
10	15410-MFJ-D01	CARTRIDGE, OIL FILTER (TOYO ROKI)	1	1		
11	64326-MGZ-J00	STAY, L. RR. UNDER COWL	1	1		
12	90010-MGZ-J00	BOLT, FLANGE, 6X28	12	12		
13	90019-MGZ-J00	BOSS, OIL FILTER	1	1		
14	90021-MGZ-J00	BOLT-WASHER, 6X12	1	1		
15	90131-883-000	BOLT, DRAIN PLUG, 12X15	1	1		
16	91313-MB0-003	O-RING, 14.7X2.2(ARAI)	1	1		
17	94109-12000	WASHER, DRAIN PLUG, 12MM	1	1		
18	94301-08140	DOWEL PIN, 8X14	2	2		
19	95701-06022-00	BOLT, FLANGE, 6X22	1	1		
20	95701-06035-00	BOLT, FLANGE, 6X35	4	4		

E-15

CRANKCASE

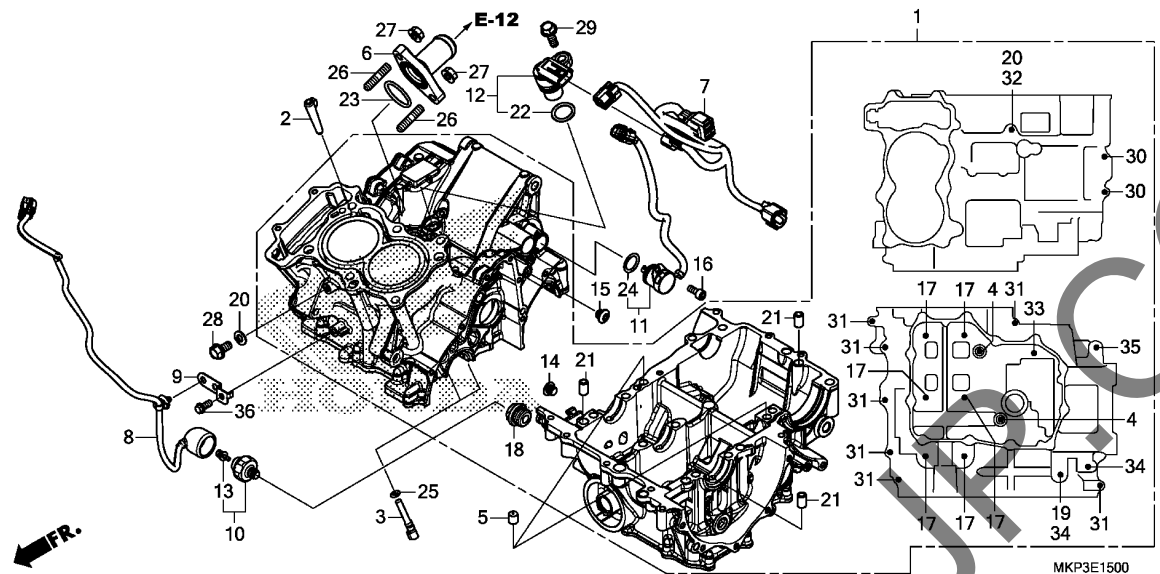


Ref. No.	L.O.N.	(Relative ref. Number) Description	F.R.T.
1	110105	CRANKCASE SET -INCLUDES: Engine removal and installation	7.5
6	114150	JOINT, WATER (23)	1.3
7	611142	SUB HARNESS, ENGINE	1.1
8	611107	SUB HARNESS, OIL PRESSURE	0.4
10	615160	SWITCH, OIL PRESSURE	0.4
11	615125	SWITCH, GEAR CHANGE	0.8
12	617198	SENSOR, SPEEDOMETER	1.1

Ref. No.	Part No.	Description	Reqd. QTY		Serial No.	Parts catalogue code
			CBR500 R K	RA K		
1	11000-MKP-D00	CRANKCASE SET	1	1		
2	11103-MGZ-J00	PIN, PARTITION	1	1		
3	11140-MGZ-J00	JET COMP., OIL	2	2		
4	12207-KYJ-900	BOLT, SEALING, 12MM	2	2		
5	15515-MGZ-J00	ORIFICE A, 1.0MM	2	2		
6	19060-MGZ-J00	JOINT, WATER	1	1		
7	32101-MKP-T00	SUB HARNESS, ENGINE	1	1		
8	32102-MJW-J00	SUB HARNESS, OIL PRESSURE	1	1		
9	32157-MGZ-J00	STAY, HARNESS CLIP	1	1		
10	35500-MEH-661	SWITCH ASSY., OIL PRESSURE (DENSO)	1	1		
11	35759-MKP-T01	SWITCH ASSY., CHANGE	1	1		
12	37700-MJE-D01	SENSOR ASSY., SPEED(TDK-EPC)	1	1		
13	90002-PA6-003	BOLT-WASHER, 4X8(DENSO)	1	1		
14	90005-MAZ-000	BOLT, SOCKET, 10MM	1	1		
15	90009-MGZ-J00	BOLT, SOCKET, 10MM	1	1		
16	90011-MGP-000	BOLT, SOCKET KNOCK, 6MM	1	1		
17	90015-MGZ-J01	BOLT, UBS, 8X105	6	6		
18	90048-MY5-600	BOLT, SEALING, 18MM	1	1		
19	90442-028-000	WASHER, SEALING, 8MM	1	1		
20	90463-ML7-000	WASHER, SEALING, 6.5MM	2	2		
21	90701-MV9-670	DOWEL PIN, 10X16	3	3		
22	91303-KF0-003	O-RING, 14.8X2.4(ARAI)	1	1		
23	91304-MCP-900	O-RING, 23X2.4	1	1		
24	91305-KC1-850	O-RING, 16.5X2.5	1	1		

E-15

CRANKCASE

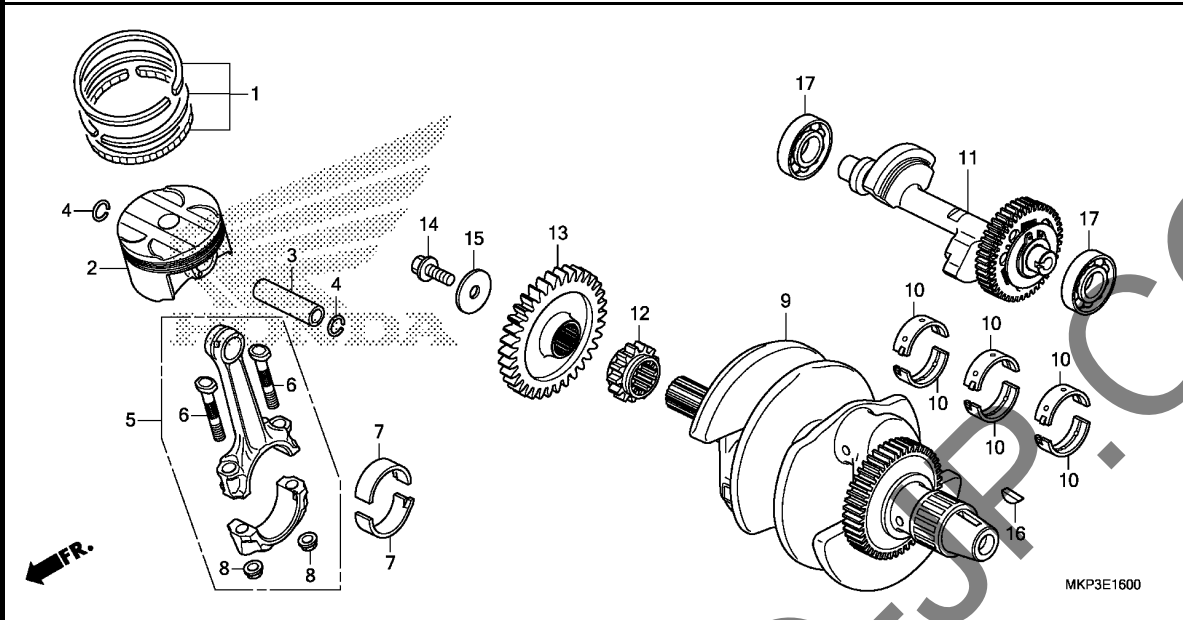


Ref. No.	Part No.	Description	Reqd. QTY		Serial No.	Parts catalogue code
			CBR500 R K	RA K		
25	91305-MCJ-751	O-RING, 3.2X1.1	2	2		
26	92900-06016-0E	BOLT, STUD, 6X16	2	2		
27	94050-06000	NUT, FLANGE, 6MM	2	2		
28	95701-06012-00	BOLT, FLANGE, 6X12	1	1		
29	95701-06018-00	BOLT, FLANGE, 6X18	1	1		
30	95701-06035-00	BOLT, FLANGE, 6X35	2	2		
31	95701-06040-08	BOLT, FLANGE, 6X40	7	7		
32	95701-06095-00	BOLT, FLANGE, 6X95	1	1		
33	95701-08055-00	BOLT, FLANGE, 8X55	1	1		
34	95701-08075-00	BOLT, FLANGE, 8X75	2	2		
35	95701-10075-00	BOLT, FLANGE, 10X75	1	1		
36	96001-06014-07	BOLT, FLANGE, 6X14	1	1		

2

E-16

CRANKSHAFT/PISTON



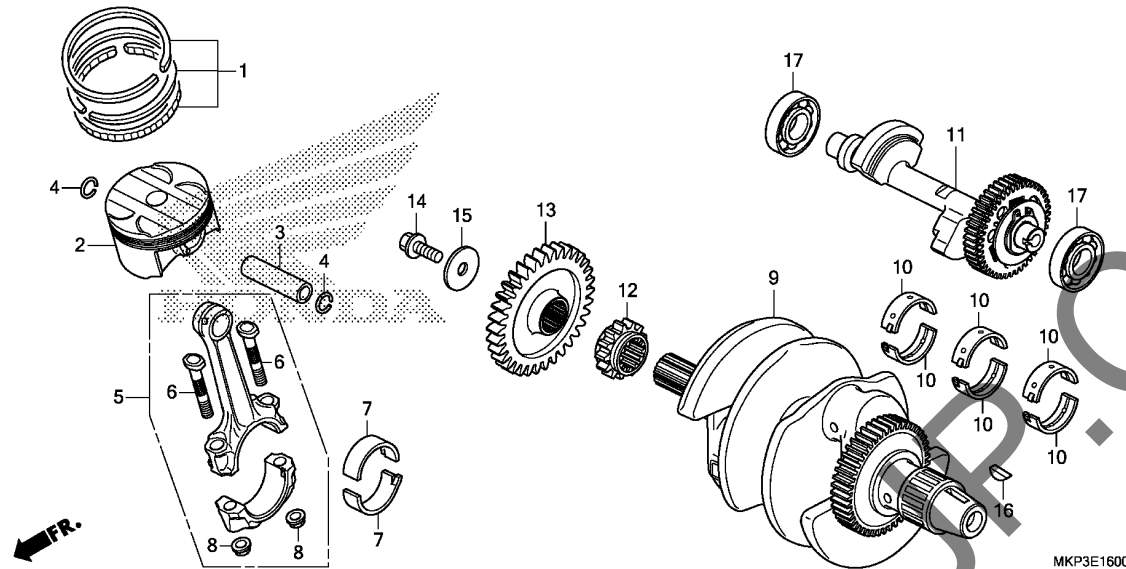
Ref. No.	L.O.N.	(Relative ref. Number) Description	F.R.T.
2		(1,3,4,5,7) PISTON AND/OR RING SET AND/OR BEARING AND/OR ROD	6.5
		.INCLUDES: Engine removal and installation .INCLUDES: Inspection/Measurement/Cleaning	
1111T9		PISTON AND/OR RING SET AND/OR BEARING AND/OR ROD	7.0
		:FOR 1 VEHICLE	
		.INCLUDES: Engine removal and installation .INCLUDES: Inspection/Measurement/Cleaning	
9	1101B5	CRANKSHAFT	7.1
		.INCLUDES: Engine removal and installation	
10	110125	BEARING, CRANKSHAFT	6.7
		.INCLUDES: Engine removal and installation	
		.NOTE: Same time for two units or more	
11	110185	SHAFT, BALANCER	6.2
		.INCLUDES: Engine removal and installation	

Ref. No.	Part No.	Description	Reqd. QTY		Serial No.	Parts catalogue code
			CBR500	RA		
1	13011-MEE-305	RING SET, PISTON(STD.)	2	2		
	13021-MEE-305	RING SET, PISTON(0.25)	(2)	(2)	FO,IN,KO,MA,U	
2	13101-MGZ-D00	PISTON(STD.)	2	2	ED,FO,KO,MA,U	
	13102-MGZ-305	PISTON(0.25)	(2)	(2)	FO,KO,MA,U	
	13101-MKP-P00	PISTON(STD.)	-	2	IN	
	13102-MKP-P00	PISTON(0.25)	-	(2)	IN	
3	13111-MFG-D00	PIN, PISTON	2	2		
4	13115-MGZ-J00	CLIP, PISTON PIN, 16MM	4	4		
5	13210-MGZ-D00	ROD ASSY., CONNECTING	2	2		
6	13213-ML7-020	BOLT, CONNECTING ROD	4	4		
7	13214-MGZ-J01	BEARING A, CONNECTING ROD	4	4		
		(BLUE)	4	4		
	13215-MGZ-J01	BEARING B, CONNECTING ROD	4	4		
		(BLACK)	4	4		
	13216-MGZ-J01	BEARING C, CONNECTING ROD	4	4		
		(BROWN)	4	4		
	13217-MGZ-J01	BEARING D, CONNECTING ROD	4	4		
		(GREEN)	4	4		
	13218-MGZ-J01	BEARING E, CONNECTING ROD	4	4		
		(YELLOW)	4	4		
8	13215-ML7-000	NUT, CONNECTING ROD	4	4		
9	13300-MGZ-D01	CRANKSHAFT COMP.	1	1		
10	13313-MW0-003	BEARING A, CRANKSHAFT	6	6	(BLACK)	
	13314-MW0-003	BEARING B, CRANKSHAFT	6	6	(BROWN)	
	13315-MW0-003	BEARING C, CRANKSHAFT	6	6	(GREEN)	
	13316-MW0-003	BEARING D, CRANKSHAFT	6	6	(YELLOW)	
	13317-MW0-003	BEARING E, CRANKSHAFT	6	6	(PINK)	



E-16

CRANKSHAFT/PISTON



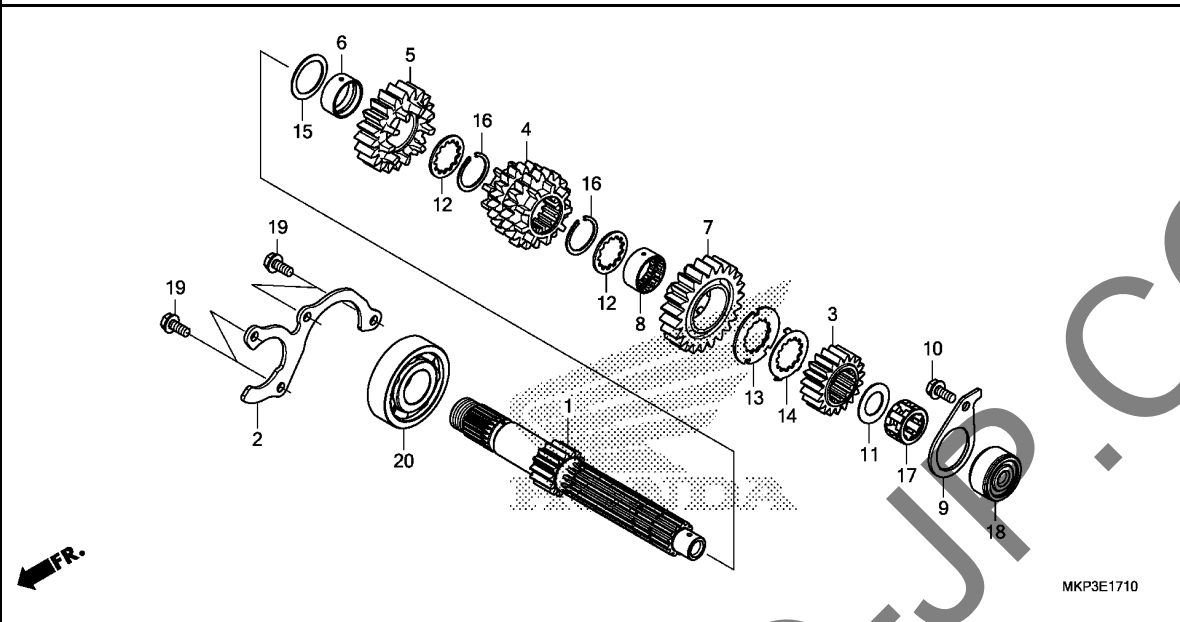
Ref. No.	L.O.N.	(Relative ref. Number) Description	F.R.T.
12	1101C8	SPROCKET, TIMINGINCLUDES: Engine removal and installation	4.6
13	211105	GEAR, PRIMARY DRIVE	0.7
17	1101G3	BEARING, BALANCER SHAFT :LEFT .INCLUDES: Engine removal and installation	6.4
	1101G4	BEARING, BALANCER SHAFT :RIGHT .INCLUDES: Engine removal and installation	6.2
	1101G5	BEARING, BALANCER SHAFT :BOTH .INCLUDES: Engine removal and installation	6.4

Ref. No.	Part No.	Description	Reqd. QTY		Serial No.	Parts catalogue code
			CBR500			
			R	RA		
			K	K		
11	13420-MKG-A00	SHAFT COMP., BALANCER(40T) ..	1	1		
12	14311-MGZ-J00	SPROCKET, TIMING(17T)	1	1		
13	23113-MKG-A00	GEAR, PRIMARY DRIVE(34T)	1	1		
14	90013-MGZ-J00	BOLT, SPECIAL, 10X25	1	1		
15	90405-MGZ-J00	WASHER, 10.5X40	1	1		
16	90742-KYJ-900	KEY, WOODRUFF, 25X18	1	1		
17	91001-MGZ-J00	BEARING, SPECIAL RADIAL BALL,	2	2		
			6204			

2

E-17-10

TRANSMISSION(MAINSHAFT)



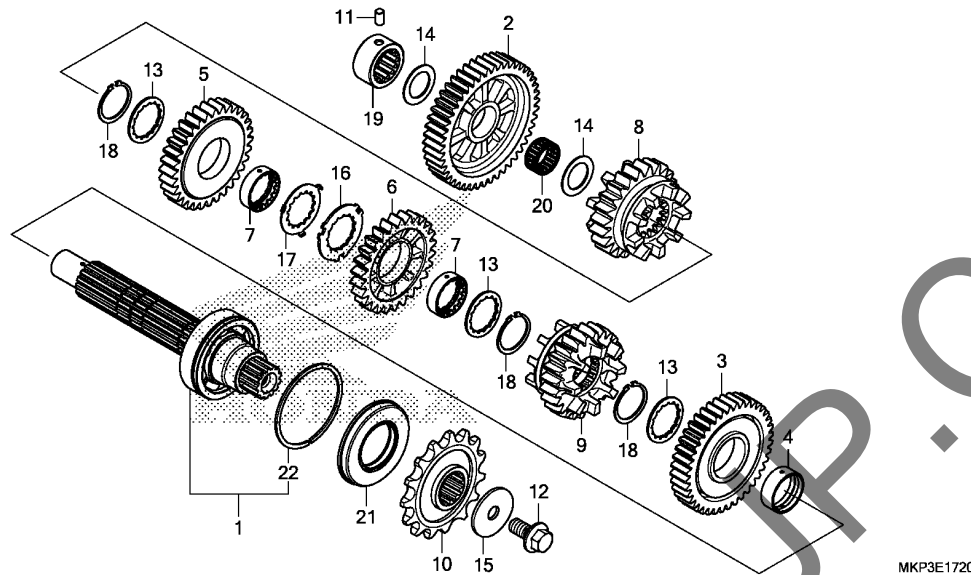
Ref. No.	L.O.N.	(Relative ref. Number) Description	F.R.T.
1		(3,4,5,7)	
210141		MAINSHAFT, TRANSMISSIONINCLUDES: Engine removal and installation	6.2
210141A		.Replace countershaft add	0.2
18		(17)	
2101C2		BEARING, MAINSHAFT :LEFTINCLUDES: Engine removal and installation	6.6
20		2101C5 BEARING, MAINSHAFT :RIGHTINCLUDES: Engine removal and installation	6.0
2101C6		BEARING, MAINSHAFT :BOTHINCLUDES: Engine removal and installation	6.6
2101D4		BEARING, MAINSHAFT AND COUNTERSHAFT :ALLINCLUDES: Engine removal and installation	6.6

Ref. No.	Part No.	Description	Reqd. QTY		Serial No.	Parts catalogue code
			CBR500	RA		
			R	K		
1	23211-MKP-D00	MAINSHAFT(14T)	1	1		
2	23212-MGZ-J00	PLATE, BEARING SETTING	1	1		
3	23431-MKP-D00	GEAR, MAINSHAFT SECOND(19T) ..	1	1		
4	23451-MKP-D00	GEAR, MAINSHAFT THIRD & FOURTH (20T/20T) ..	1	1		
5	23491-MKP-D00	GEAR, MAINSHAFT FIFTH(20T) ..	1	1		
6	23492-MGZ-J00	COLLAR, 25X28X12	1	1		
7	23511-MKP-D00	GEAR, MAINSHAFT SIXTH(23T) ..	1	1		
8	23512-MV9-670	COLLAR, SPLINE, 25X28X13	1	1		
9	23531-MGZ-J00	PLATE, BEARING SETTING	1	1		
10	90005-MGZ-J00	BOLT, FLANGE, 6X14	1	1		
11	90403-KE7-000	WASHER, THRUST, 17.2MM	1	1		
12	90451-KY2-000	WASHER, SPLINE, 25X31X1.5	2	2		
13	90454-KYJ-900	WASHER, SPLINE, 25X42X1.6	1	1		
14	90455-KYJ-900	WASHER, LOCK, 25MM	1	1		
15	90456-MA6-000	WASHER, THRUST, 25MM	1	1		
16	90601-107-000	CIRCLIP, 25MM	2	2		
17	91022-MN4-003	BEARING, NEEDLE, 17X27X14.8 (TOYO) ..	1	1		
18	91023-MN4-003	OUTER, NEEDLE BEARING	1	1		
19	95701-06014-00	BOLT, FLANGE, 6X14	4	4		
20	96100-63050-00	BEARING, RADIAL BALL, 6305 ..	1	1		



E-17-20

TRANSMISSION(COUNTERSHAFT)

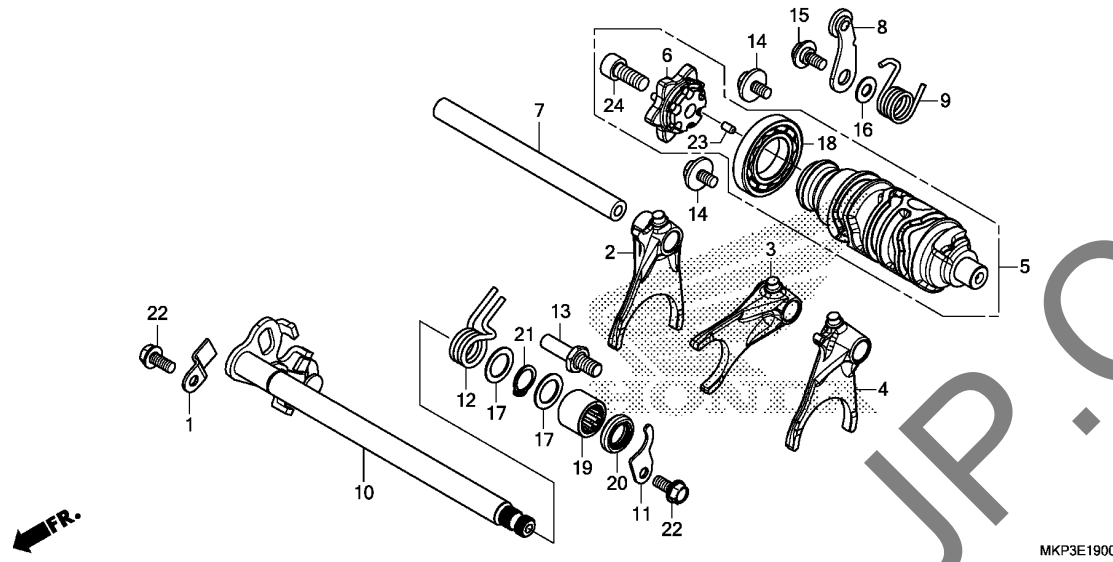


Ref. No.	L.O.N.	(Relative ref. Number) Description	F.R.T.
1		(2,3,5,6,8,9,20)	
210142		COUNTERSHAFT, TRANSMISSIONINCLUDES: Engine removal and installation	6.1
210142A		.Replace mainshaft add	0.3
10 213135		SPROCKET, DRIVE	0.3
19 2101C8		BEARING, COUNTERSHAFT :RIGHT - .INCLUDES: Engine removal and installation	5.9
2101D4		BEARING, MAINSHAFT AND COUNTERSHAFT :ALL	6.6
21 2101G7		OIL SEAL, COUNTERSHAFT :LEFT - .INCLUDES: Engine removal and installation	5.9

Ref. No.	Part No.	Description	Reqd. QTY		Serial No.	Parts catalogue code
			CBR500 R K	RA K		
1	23220-MGZ-J01	COUNTERSHAFT COMP.	1	1		
2	23421-MKP-D00	GEAR, COUNTERSHAFT FIRST(46T)	1	1		
3	23441-MKP-D00	GEAR, COUNTERSHAFT SECOND(40T)	1	1		
4	23442-ML7-000	COLLAR, 28MM	1	1		
5	23461-MKP-D00	GEAR, COUNTERSHAFT THIRD(32T)	1	1		
6	23481-MKP-D00	GEAR, COUNTERSHAFT FOURTH(26T)	1	1		
7	23482-MV9-670	COLLAR, SPLINE, 28X31X9	2	2		
8	23501-MKP-D00	GEAR, COUNTERSHAFT FIFTH(23T)	1	1		
9	23521-MKP-D00	GEAR, COUNTERSHAFT SIXTH(24T)	1	1		
10	23801-MKP-D00	SPROCKET, DRIVE(15T)	1	1		
11	24261-283-000	PIN, GEARSHIFT FORK GUIDE ...	1	1		
12	90037-422-003	BOLT, SPECIAL, 10MM	1	1		
13	90452-MR7-000	WASHER, SPLINE, 28X34X1.5 ...	3	3		
14	90454-428-000	WASHER, THRUST, 20MM	2	2		
15	90459-438-000	WASHER, 10.2MM	1	1		
16	90463-MR7-000	WASHER, SPLINE, 28MM	1	1		
17	90464-MR7-000	WASHER, LOCK, 28MM	1	1		
18	90603-MN4-000	CIRCLIP, 28MM	3	3		
19	91023-MKP-D01	BEARING, NEEDLE, 20X34X16.8 (NTN)	1	1		
20	91026-MGZ-J00	BEARING, NEEDLE, 20X24X11 ...	1	1		
21	91207-KT8-003	OIL SEAL, 34X62X8	1	1		
22	94560-62200	RING, SNAP, 62MM	1	1		

E-19

GEARSHIFT DRUM



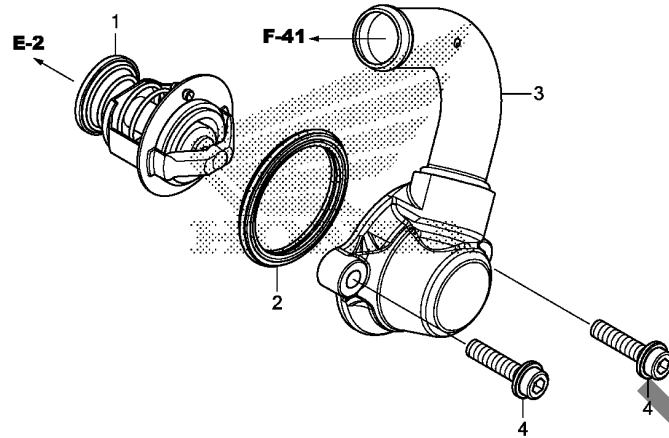
Ref. No.	L.O.N.	(Relative ref. Number) Description	F.R.T.
2		(3,4) 210112 FORK, GEARSHIFT	6.0
		.INCLUDES: Engine removal and installation .NOTE: Same time for two units or more	
5		2101A9 DRUM, GEARSHIFT	6.0
		.INCLUDES: Engine removal and installation	
6		2101B2 CENTER, GEARSHIFT DRUM	1.0
8		210125 STOPPER OR SPRING, SHIFT DRUM (9)	1.0
10		210122 SPINDLE, GEARSHIFT	1.0
20		1101F9 OIL SEAL, GEARSHIFT SPINDLE ..	1.0

Ref. No.	Part No.	Description	Reqd. QTY		Serial No.	Parts catalogue code
			CBR500			
			R	RA		
			K	K		
1	14623-MV1-000	PLATE, TENSIONER SETTING	1	1		
2	24211-MGZ-J00	FORK, R. GEARSHIFT	1	1		
3	24212-MGZ-J00	FORK, CENTER GEARSHIFT	1	1		
4	24213-MGZ-J00	FORK, L. GEARSHIFT	1	1		
5	24310-MKP-D00	DRUM COMP., GEARSHIFT	1	1		
6	24315-MJE-D00	CENTER COMP., SHIFT DRUM	1	1		
7	24321-MAS-000	SHAFT, GEARSHIFT FORK	1	1		
8	24430-MGZ-J00	STOPPER COMP., GEARSHIFT DRUM	1	1		
9	24435-MJE-D00	SPRING, SHIFT DRUM STOPPER	1	1		
10	24610-MGZ-J00	SPINDLE COMP., GEARSHIFT	1	1		
11	24612-MAL-600	PLATE, SPINDLE	1	1		
12	24651-MAS-E00	SPRING, SHIFT RETURN	1	1		
13	24652-MGZ-J00	PIN, SHIFT RETURN SPRING	1	1		
14	90021-MGZ-J00	BOLT-WASHER, 6X12	2	2		
15	90023-MGZ-J00	PIVOT, SHIFT DRUM STOPPER ARM	1	1		
16	90417-360-000	WASHER, DRUM STOPPER	1	1		
17	90451-155-000	WASHER, 14MM	2	2		
18	91007-MGS-D31	BEARING, RADIAL BALL, 25X47X8	1	1		
19	91106-MCF-003	BEARING, NEEDLE, 14X22X16	1	1		
20	91203-KSP-911	OIL SEAL, 14X22X5(ARAI)	1	1		
21	94510-14000	CIRCLIP, EXTERNAL, 14MM	1	1		
22	95701-06014-00	BOLT, FLANGE, 6X14	2	2		
23	96220-40080	ROLLER, 4X8	1	1		
24	96600-08020-10	BOLT, SOCKET, 8X20	1	1		



E-21

THERMOSTAT



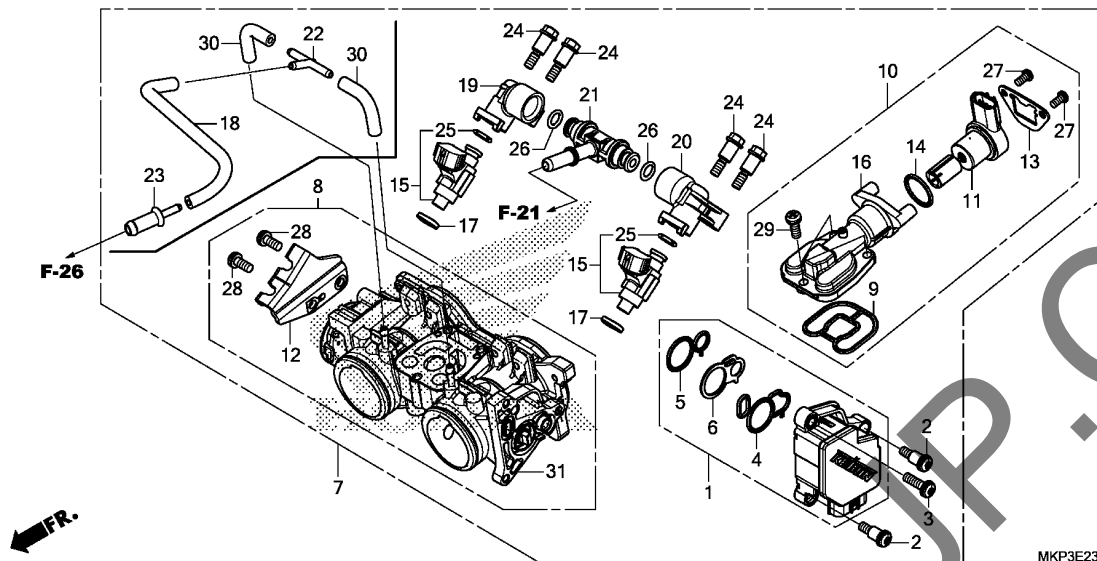
Ref. No.	L.O.N.	(Relative ref. Number) Description	F.R.T.
1	(2)	THERMOSTAT	0.7
3	114117	CASE, THERMOSTAT	1.0

Ref. No.	Part No.	Description	Reqd. QTY		Serial No.	Parts catalogue code
			CBR500 R K	RA K		
1	19300-MCJ-003	THERMOSTAT(FUJI BELLOWS)	1	1		
	19320-MKF-D41	THERMOSTAT(NIPPON THERMOSTAT)	1	1		
2	19305-MGZ-J01	RUBBER, THERMOSTAT	1	1		
3	19320-MGZ-J00	COVER COMP., THERMOSTAT	1	1		
4	90001-MGZ-J00	BOLT, FLANGE SOCKET, 6X22 ...	2	2		

2

E-23

THROTTLE BODY



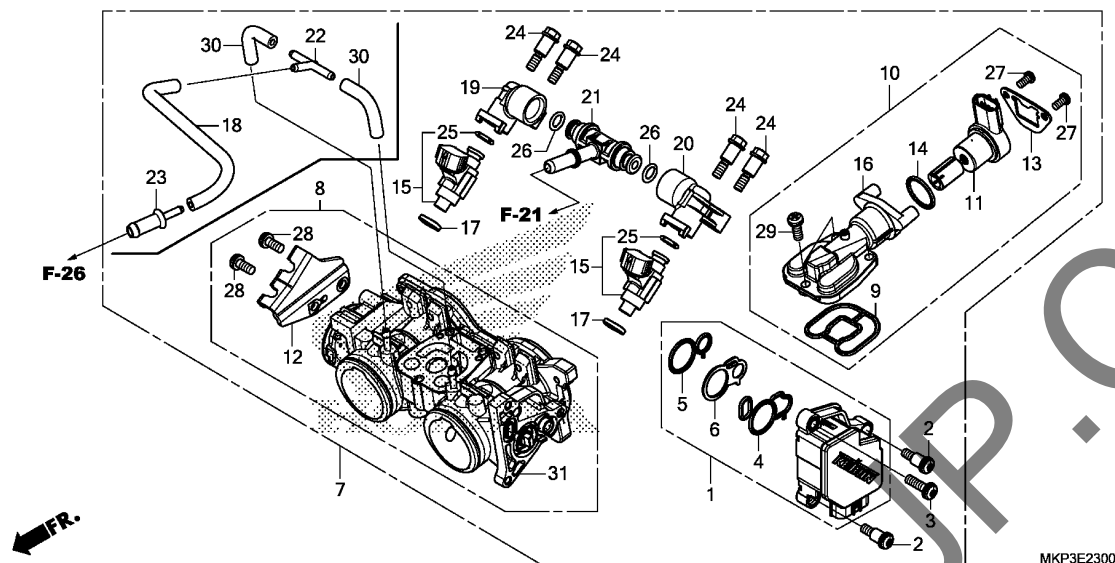
Ref. No.	L.O.N.	(Relative ref. Number) Description	F.R.T.
1		(4,5,6)	
1	617115	SENSOR, THROTTLE	1.1
7	311132	BODY ASSY., THROTTLE	1.2
8		(31)	
8	311130	BODY, THROTTLE	1.3
11		(10,14)	
11	3111N5	VALVE, IDLE AIR CONTROL	1.3
15		(17,25)	
15	311145	INJECTOR, FUEL	1.3
16		.NOTE: Same time for two units (9)	
16	3111P5	BODY, IDLE AIR CONTROL VALVE ..	1.2
21		(20,26)	
21	311140	PIPE, FUEL	1.2
		.NOTE: Same time for two units or more	

Ref. No.	Part No.	Description	Reqd. QTY		Serial No.	Parts catalogue code
			CBR500			
			R	RA		
			K	K		
1	16060-MKG-L01	SENSOR SET	1	1		
2	16081-KPH-701	SCREW, TORX, 5X8.7	2	2		
3	16082-KPH-701	SCREW, TORX, 5X17	1	1		
4	16083-MGZ-D01	O-RING, SENSOR	1	1		
5	16084-MGZ-D01	O-RING, SENSOR	1	1		
6	16085-MGZ-D01	PLATE	1	1		
7	16400-MKP-C01	BODY ASSY., THROTTLE(GQB7C A)	1	1	-----	IN,MA,U
	16400-MKP-D01	BODY ASSY., THROTTLE(GQB7B A)	1	1	-----	ED
	16400-MKP-T01	BODY ASSY., THROTTLE(GQB7A A)	1	1	-----	FO,KO
8	16410-MKP-C01	BODY SET	1	1	-----	IN,MA,U
	16410-MKP-T01	1	1	-----	FO,KO
9	16428-MGZ-D01	O-RING, AIR INJECTION CONTROL VALVE	1	1		
10	16430-MJW-J01	VALVE SET, IDLE AIR CONTROL	1	1		
11	16431-MJP-G51	MOTOR ASSY.	1	1		
12	16432-MGZ-D01	STAY, WIRE	1	1	-----	FO,IN,KO,MA,U
13	16433-MEW-921	PLATE, IDLE AIR CONTROL VALVE	1	1		
14	16435-MFJ-D01	O-RING, 17.8X1.9	1	1		
15	16450-MKP-T01	INJECTOR ASSY., FUEL	2	2		
16	16451-MGZ-D01	BODY COMP., IDLE AIR CONTROL VALVE	1	1		
17	16472-MKP-T00	SEAL RING, INJECTOR	2	2		
18	16482-MGZ-A01	TUBE, PURGE	1	1	-----	ED,FO,KO
19	16610-MKP-T01	PIPE, FUEL(A)	1	1		
20	16620-MKP-T01	PIPE, FUEL(B)	1	1		



E-23

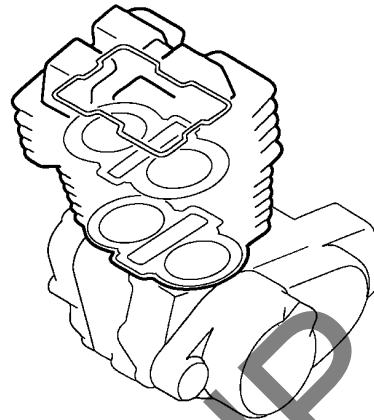
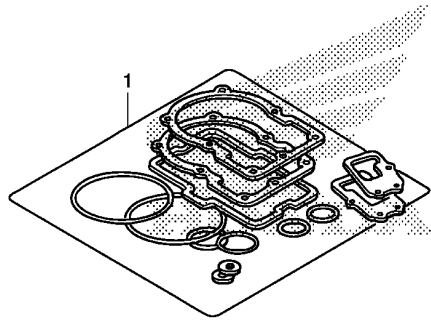
THROTTLE BODY



Ref. No.	Part No.	Description	Reqd. QTY		Serial No.	Parts catalogue code
			CBR500	R		
21	16630-MFJ-D00	T-JOINT, FUEL	1	1		
22	17201-MG9-000	JOINT A, VACUUM TUBE	1	1	-----	ED,F0,K0
23	19126-KM1-010	JOINT, TUBE	1	1	-----	ED,F0,K0
24	90021-MGZ-D02	BOLT, SHOULDER	4	4		
25	91301-MKP-T01	O-RING	2	2		
26	91301-PLC-000	O-RING, 7.47X3.6	2	2		
27	93500-04008-1H	SCREW, PAN, 4X8	2	2		
28	93892-05012-18	SCREW-WASHER, 5X12	2	2	-----	F0,IN,K0,MA,U
29	93892-05014-18	SCREW-WASHER, 5X14	3	3		
30	95005-35045-20	TUBE, 3.5X45(95005-35001-20M)	1	2	-----	ED,F0,K0
31	16410-MKP-D01	BODY SET	1	1	-----	ED

EOP-1

GASKET KIT A



MKP3X0100

Ref. No.	L.O.N.	(Relative ref. Number) Description	F.R.T.
----------	--------	------------------------------------	--------

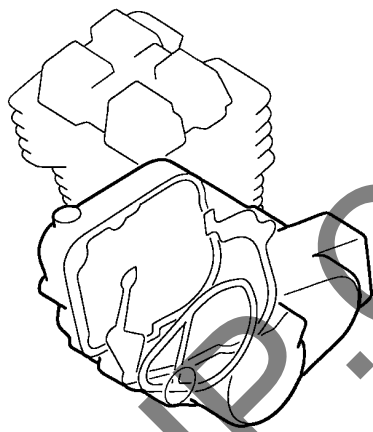
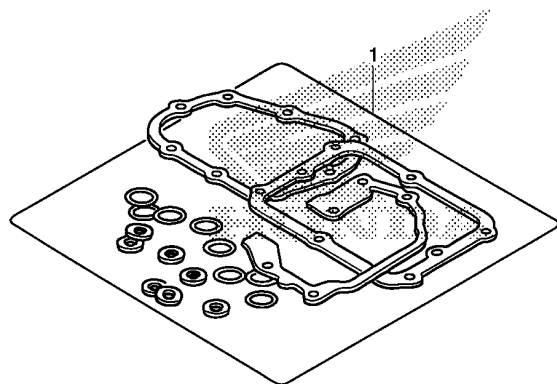
NO INFORMATION

Ref. No.	Part No.	Description	Reqd. QTY		Serial No.	Parts catalogue code
			CBR500			
			R	RA		
			K	K		
1	06111-MGZ-A00	GASKET KIT A	-	1	-----	ED,U
	12251-MGZ-J01	GASKET, CYLINDER HEAD	-	1	-----	ED,U
	12331-MGZ-J00	CAP, CYLINDER HEAD COVER	-	4	-----	ED,U
	12391-MGZ-J00	GASKET COMP., CYLINDER HEAD COVER	-	1	-----	ED,U
	18291-MN4-920	GASKET, EX. PIPE	-	2	-----	ED,U
	19305-MGZ-J01	RUBBER, THERMOSTAT	-	1	-----	ED,U
	90418-KYJ-900	WASHER, 12.2X17X1.5	-	2	-----	ED,U
	90543-MV9-670	RUBBER, MOUNTING	-	4	-----	ED,U

2

EOP-2

GASKET KIT B



MKP3X0200

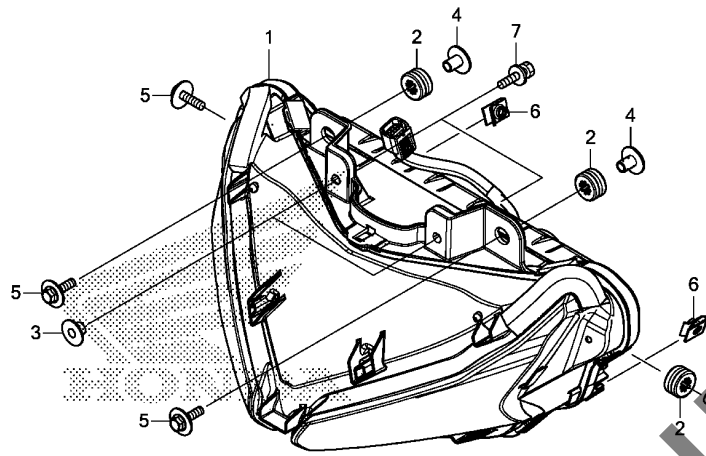
Ref. L.O.N. (Relative ref. Number) F.R.T.
No. Description

NO INFORMATION

Ref. No.	Part No.	Description	Reqd. QTY		Serial No.	Parts catalogue code
			CBR500			
			R	RA		
			K	K		
1	06112-MKP-D00	GASKET KIT B	-	1	-----	ED,U
	14560-MGZ-J01	GASKET, TENSIONER HOLE	-	1	-----	ED,U
	15154-MAT-000	PACKING, OIL STRAINER	-	1	-----	ED,U
	19226-MGZ-J00	GASKET, WATER PUMP BODY	-	1	-----	ED,U
	90442-028-000	WASHER, SEALING, 8MM	-	1	-----	ED,U
	90442-397-000	WASHER, SEALING, 6MM	-	1	-----	ED,U
	90463-MEE-000	-	2	-----	ED,U
	90463-ML7-000	WASHER, SEALING, 6.5MM	-	3	-----	ED,U
	91301-ML7-003	O-RING, 48.1X3.6(ARAI)	-	1	-----	ED,U
	91302-MB0-013	O-RING, 32.95X2.62(ARAI)	-	1	-----	ED,U
	91303-KF0-003	O-RING, 14.8X2.4(ARAI)	-	1	-----	ED,U
	91304-MCP-900	O-RING, 23X2.4	-	1	-----	ED,U
	91305-KC1-850	O-RING, 16.5X2.5	-	1	-----	ED,U
	91305-MCJ-751	O-RING, 3.2X1.1	-	2	-----	ED,U
	91307-035-000	O-RING, 18X3	-	1	-----	ED,U
	91309-425-003	O-RING, 24.4X3.1(ARAI)	-	1	-----	ED,U
	91313-MB0-003	O-RING, 14.7X2.2(ARAI)	-	1	-----	ED,U
	91333-PNC-006	O-RING	-	1	-----	ED,U
	94109-12000	WASHER, DRAIN PLUG, 12MM	-	1	-----	ED,U

F-1

HEADLIGHT



MKP3F0100

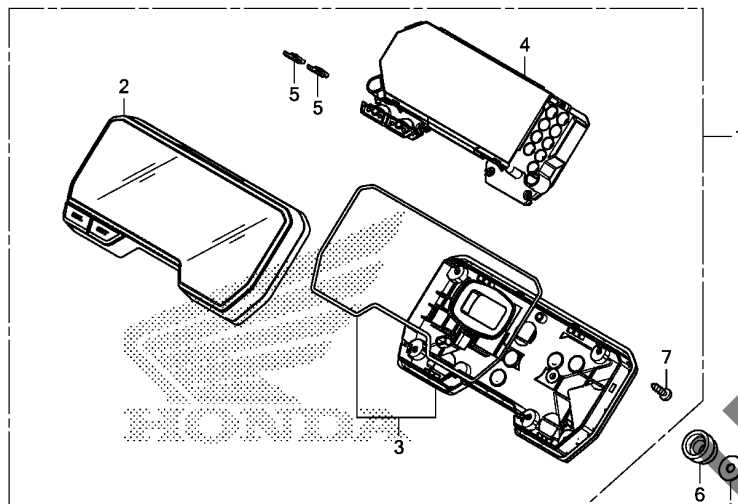
Ref. No.	L.O.N.	(Relative ref. Number) Description	F.R.T.
1	6161A7	HEADLIGHT UNIT	0.8

Ref. No.	Part No.	Description	Reqd. QTY		Serial No.	Parts catalogue code
			CBR500			
			R	RA		
			K	K		
1	33100-MJW-J01	HEADLIGHT ASSY.	1	1		
2	33706-KW7-900	RUBBER B, TAILLIGHT MOUNTING	3	3		
3	33731-MJ0-940	COLLAR, REGULATOR MOUNTING ..	2	2		
4	61104-KZZ-900	COLLAR	3	3		
5	90104-KZZ-900	BOLT-WASHER, 6X22	3	3		
6	90677-KAN-T00	NUT, CLIP, 5MM	2	2		
7	93404-05020-00	BOLT-WASHER, 5X20	2	2		



F-2

METER



MKP3F0200

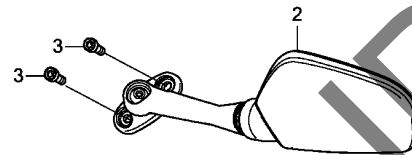
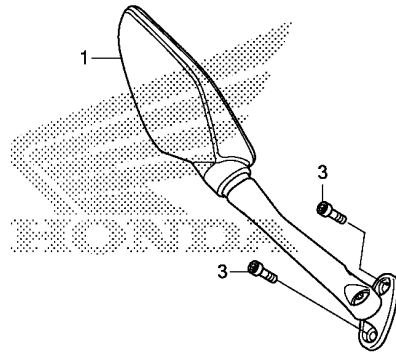
Ref. No.	L.O.N.	(Relative ref. Number) Description	F.R.T.
1	8121A1	METER ASSY., COMBINATION	0.7
2	8121B4	CASE, METER :UPPER	0.7
3	8121B5	CASE, METER :LOWER	0.7
4	8121A2	METER, COMBINATION	0.8

3

Ref. No.	Part No.	Description	Reqd. QTY		Serial No.	Parts catalogue code
			CBR500			
			R	RA		
			K	K		
1	37100-MKP-M11	METER ASSY., COMBINATION (KPH/MPH)	1	-		
	37100-MKP-D01	-	1		
2	37110-MKP-M11	CASE ASSY., UPPER	1	-		
	37110-MKP-D01	-	1		
3	37120-MKP-D01	CASE ASSY., UNDER	1	1		
4	37130-MKP-M11	METER COMP., LCD	1	-		
	37130-MKP-D01	-	1		
5	37205-MKN-D51	KEY, TOP	2	2		
6	37215-KZZ-900	RUBBER, METER SETTING	4	4		
7	37605-MKH-D01	SCREW, TAPPING, 3X14	7	7		
8	93913-25380	SCREW, TAPPING, 5X14(PO)	4	4		
9	94103-05700	WASHER, PLAIN, 5MM	4	4		

F-3

MIRROR



MKP3F0300

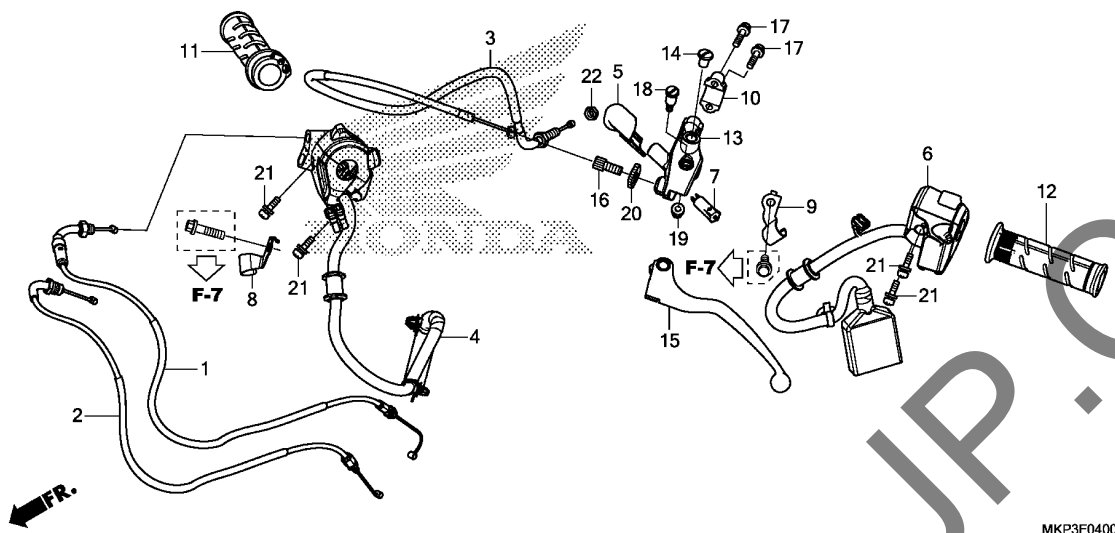
Ref. No.	L.O.N.	(Relative ref. Number) Description	F.R.T.
----------	--------	---------------------------------------	--------

NO INFORMATION

Ref. No.	Part No.	Description	Reqd. QTY		Serial No.	Parts catalogue code
			CBR500 R K	RA K		
1	88110-MJE-D01	MIRROR ASSY., R. BACK	1	1		
2	88120-MJE-D01	MIRROR ASSY., L. BACK	1	1		
3	90001-MCK-A50	BOLT, SOCKET, 6X20	4	4		

F-4

HANDLE LEVER/SWITCH/CABLE



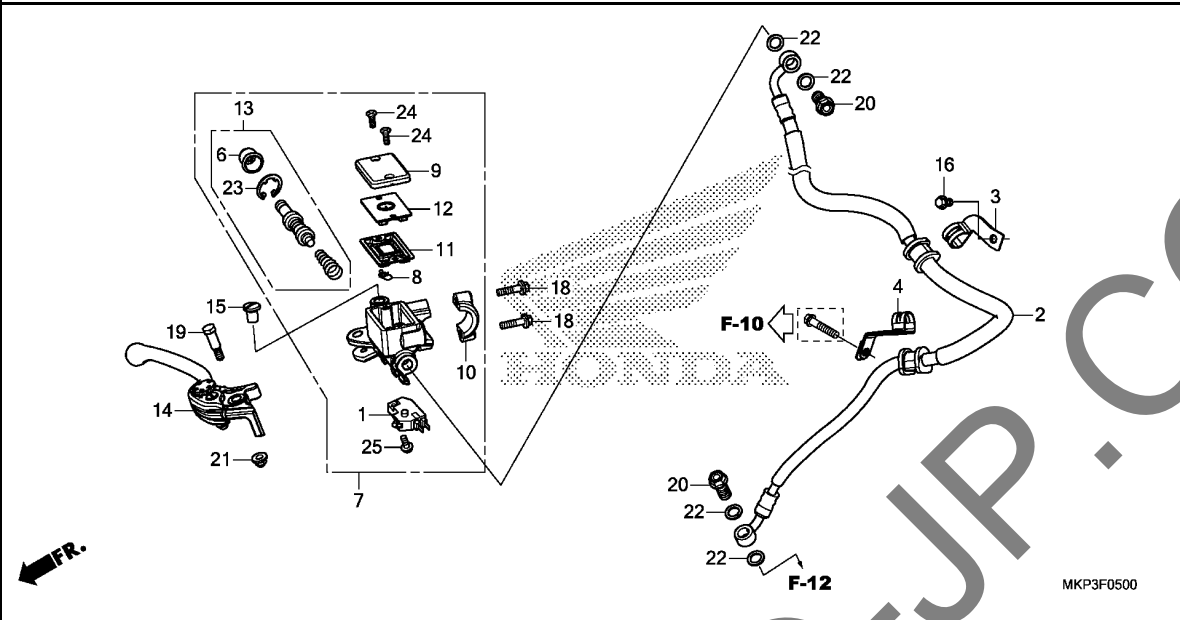
Ref. No.	L.O.N.	(Relative ref. Number) Description	F.R.T.
1		(2)	
1	811100	CABLE, THROTTLE	0.8
		.NOTE: Same time for two units	
3	814115	CABLE, CLUTCH	0.8
4	615120	SWITCH, STARTER KILL	0.7
6	615118	SWITCH, WINKER	0.5
7	6151A9	SWITCH, CLUTCH	0.2
11	810150	GRIP, THROTTLE	0.6
12	8101C0	GRIP, HANDLE :LEFT	0.1
13	8101C8	BRACKET, HANDLE LEVER :LEFT ..	0.2
15	8101C6	LEVER, HANDLE :LEFT	0.1
	8101F5	LEVER, HANDLE :BOTH	0.2

MKP3F0400

Ref. No.	Part No.	Description	Reqd. QTY		Serial No.	Parts catalogue code
			CBR500			
			R	RA		
			K	K		
1	17910-MKP-J01	CABLE COMP. A, THROTTLE	1	1		
2	17920-MKP-J01	CABLE COMP. B, THROTTLE	1	1		
3	22870-MKP-J01	CABLE COMP., CLUTCH	1	1		
4	35130-MKP-D01	SWITCH ASSY., ENGINE STOP	1	1		
5	35152-MGZ-J00	COVER, CLUTCH SWITCH	1	1		
6	35200-MKP-D01	SWITCH ASSY., WINKER	1	1		
7	35330-KYJ-901	SWITCH COMP., FR. LEVER	1	1		
8	35910-MKP-J00	STAY, CLAMPER(R.)	1	1		
9	35920-MKP-J00	STAY, CLAMPER(L.)	1	1		
10	45517-166-006	HOLDER, MASTER CYLINDER	1	1		
11	53140-MGS-D30	GRIP COMP., THROTTLE	1	1		
12	53150-MGS-D30	GRIP, L. HANDLE	1	1		
13	53172-KYJ-900	BRACKET, HANDLE LEVER	1	1		
14	53174-116-670	PLUG, HANDLE LEVER BRACKET ..	1	1		
15	53178-MKP-J00	LEVER COMP., L. HANDLE	1	1		
16	53192-MJE-D00	BOLT, WIRE ADJUSTING	1	1		
17	90013-GHB-660	BOLT, FLANGE, 6X22	2	2		
18	90113-438-000	BOLT, L. STEERING HANDLE LEVER PIVOT	1	1		
19	90301-KGH-901	NUT, U, 6MM(FUJI SEIMITSU) ..	1	1		
20	90321-KT7-760	NUT, FIXING	1	1		
21	90507-MGZ-J00	SCREW-WASHER, 5X20	4	4		
22	94002-08070-0S	NUT, HEX., 8MM	1	1		

F-5

FRONT BRAKE MASTER CYLINDER(CBR500R)

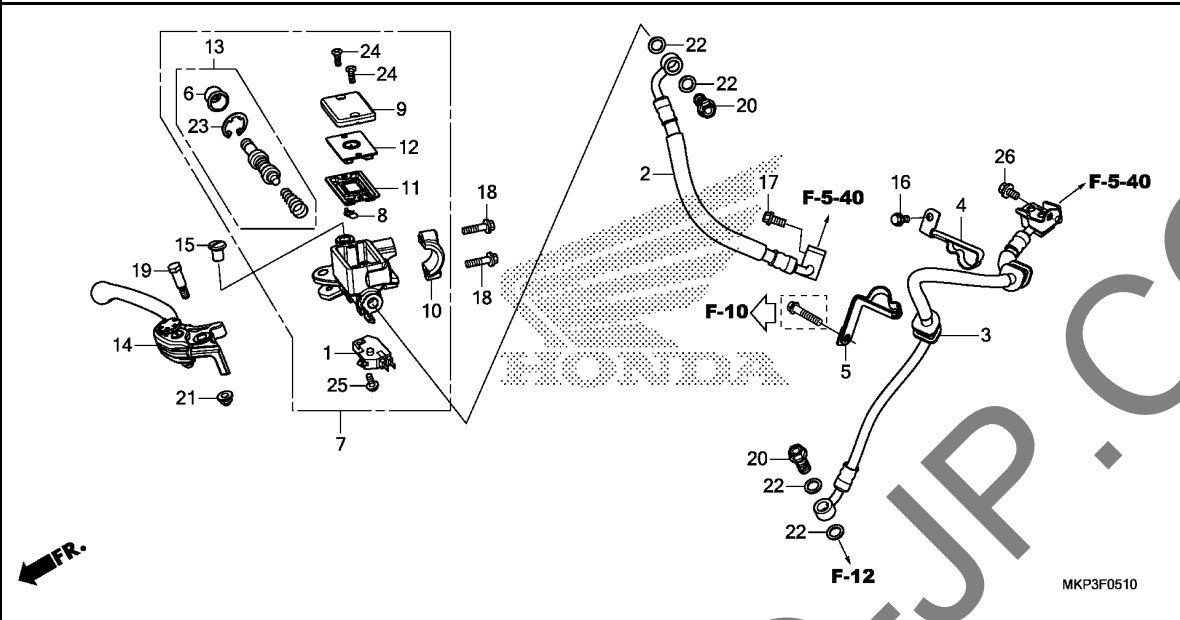


Ref. No.	L.O.N.	(Relative ref. Number) Description	F.R.T.
1	6151B2	SWITCH, FRONT STOP	0.2
2	7121A0	HOSE, FRONT BRAKE	0.4
		.INCLUDES: Bleed brakes	
7	712105	CYLINDER, FRONT BRAKE MASTER	0.4
		.INCLUDES: Bleed brakes	
11	7121G6	DIAPHRAGM, FRONT BRAKE MASTER CYLINDER	0.1
13	7121G9	PISTON SET, FRONT BRAKE MASTER	0.4
		.INCLUDES: Bleed brakes	
14	8101C7	LEVER, HANDLE :RIGHT	0.1
	8101F5	LEVER, HANDLE :BOTH	0.2

Ref. No.	Part No.	Description	Reqd. QTY		Serial No.	Parts catalogue code
			CBR500	RA		
1	35340-MGS-D31	SWITCH ASSY., FR. STOP	1	-		
2	45125-MKP-J11	HOSE COMP., FR. BRAKE	1	-		
3	45155-MGZ-J00	CLAMPER A, FR. BRAKE HOSE ...	1	-		
4	45156-MGZ-J00	CLAMPER B, FR. BRAKE HOSE ...	1	-		
6	45504-410-003	BOOT COMP.	1	-		
7	45510-MGZ-D02	CYLINDER SUB ASSY., FR. BRAKE MASTER(NISSIN)	1	-		
8	45512-MA6-006	PROTECTOR	1	-		
9	45513-KK1-771	CAP, MASTER CYLINDER	1	-		
10	45517-166-006	HOLDER, MASTER CYLINDER	1	-		
11	45520-GE2-006	DIAPHRAGM	1	-		
12	45521-K21-901	PLATE, DIAPHRAGM	1	-		
13	45530-471-831	CYLINDER SET, MASTER	1	-		
14	53170-MJW-J01	LEVER ASSY., R. HANDLE	1	-		
15	53174-116-670	PLUG, HANDLE LEVER BRACKET ..	1	-		
16	90013-GHB-600	BOLT, FLANGE, 6X10	1	-		
18	90013-GHB-660	BOLT, FLANGE, 6X22	2	-		
19	90114-166-006	BOLT, HANDLE LEVER PIVOT	1	-		
20	90145-MS9-612	BOLT, OIL, 10X22(SAGA)	2	-		
21	90202-KCW-870	NUT, CAP, 6MM	1	-		
22	90545-300-000	WASHER, OIL BOLT	4	-		
23	90651-MA5-671	CIRCLIP	1	-		
24	93600-04012-1G	SCREW, FLAT, 4X12	2	-		
25	93893-04012-17	SCREW-WASHER, 4X12	1	-		

F-5-10

FRONT BRAKE MASTER CYLINDER(CBR500RA)



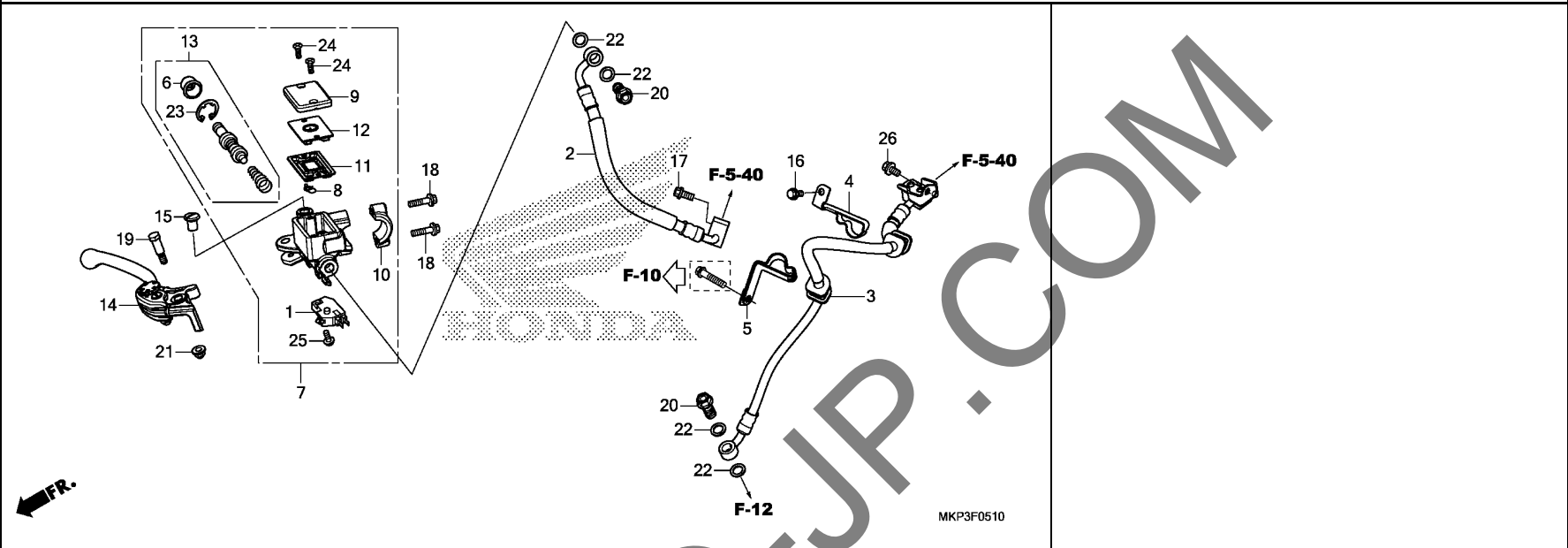
Ref. No.	L.O.N.	(Relative ref. Number) Description	F.R.T.
1	6151B2	SWITCH, FRONT STOP	0.2
2	712127	HOSE A, FRONT BRAKE	1.0
		.INCLUDES: Bleed brakes	
3	712128	HOSE B, FRONT BRAKE	0.8
		.INCLUDES: Bleed brakes	
7	712105	CYLINDER, FRONT BRAKE MASTER	0.4
		.INCLUDES: Bleed brakes	
11	7121G6	DIAPHRAGM, FRONT BRAKE MASTER CYLINDER	0.1
13	712169	PISTON SET, FRONT BRAKE MASTER	0.4
		.INCLUDES: Bleed brakes	
14	8101C7	LEVER, HANDLE :RIGHT	0.1
	8101F5	LEVER, HANDLE :BOTH	0.2

Ref. No.	Part No.	Description	Reqd. QTY		Serial No.	Parts catalogue code
			CBR500	RA		
			R	K		
1	35340-MGS-D31	SWITCH ASSY., FR. STOP	-	1		
2	45125-MKP-J01	HOSE COMP. A, FR. BRAKE	-	1		
3	45126-MJW-J11	HOSE COMP. B, FR. BRAKE	-	1		
4	45155-MGZ-J10	CLAMPER A, FR. BRAKE HOSE	-	1		
5	45156-MGZ-J10	CLAMPER B, FR. BRAKE HOSE	-	1		
6	45504-410-003	BOOT COMP.	-	1		
7	45510-MGZ-D02	CYLINDER SUB ASSY., FR. BRAKE MASTER(NISSIN)	-	1		
8	45512-MA6-006	PROTECTOR	-	1		
9	45513-KK1-771	CAP, MASTER CYLINDER	-	1		
10	45517-166-006	HOLDER, MASTER CYLINDER	-	1		
11	45520-GE2-006	DIAPHRAGM	-	1		
12	45521-K21-901	PLATE, DIAPHRAGM	-	1		
13	45530-471-831	CYLINDER SET, MASTER	-	1		
14	53170-MJW-J01	LEVER ASSY., R. HANDLE	-	1		
15	53174-116-670	PLUG, HANDLE LEVER BRACKET	-	1		
16	90013-GHB-600	BOLT, FLANGE, 6X10	-	1		
17	90013-GHB-610	BOLT, FLANGE, 6X12	-	1		
18	90013-GHB-660	BOLT, FLANGE, 6X22	-	2		
19	90114-166-006	BOLT, HANDLE LEVER PIVOT	-	1		
20	90145-MS9-612	BOLT, OIL, 10X22(SAGA)	-	2		
21	90202-KCW-870	NUT, CAP, 6MM	-	1		
22	90545-300-000	WASHER, OIL BOLT	-	4		
23	90651-MA5-671	CIRCLIP	-	1		
24	93600-04012-1G	SCREW, FLAT, 4X12	-	2		

3

F-5-10

FRONT BRAKE MASTER CYLINDER(CBR500RA)

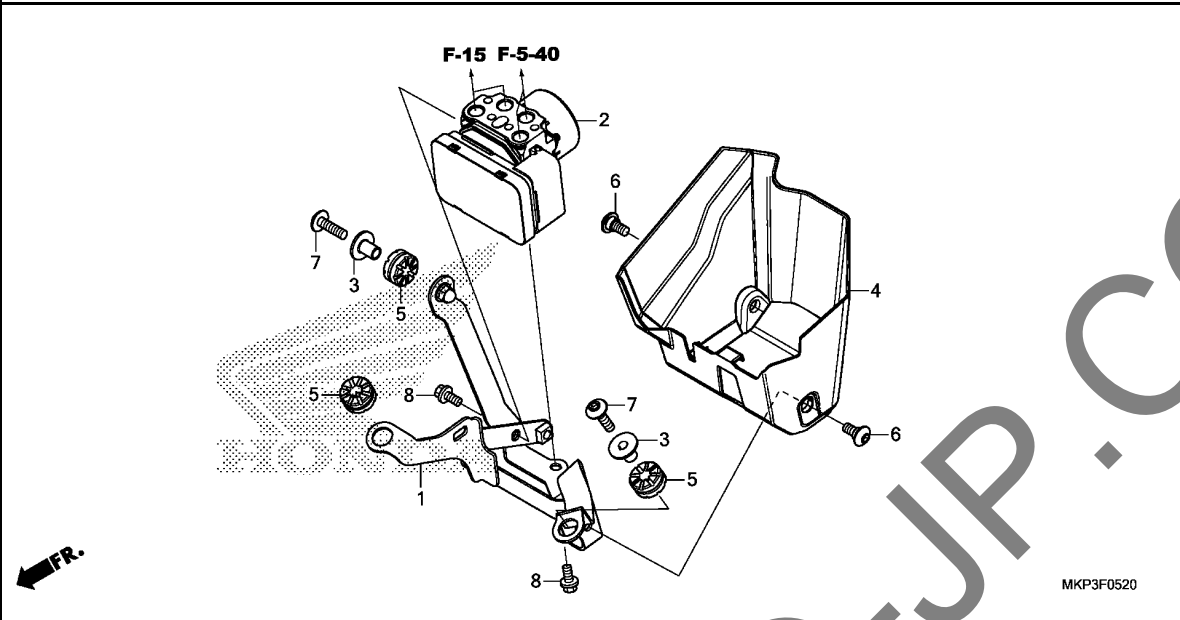


Ref. No.	Part No.	Description	Reqd. QTY		Serial No.	Parts catalogue code
			CBR500 R	RA K		

25	93893-04012-17	SCREW-WASHER, 4X12	-	1		
26	95701-06010-07	BOLT, FLANGE, 6X10	-	1		

F-5-20

ABS MODULATOR



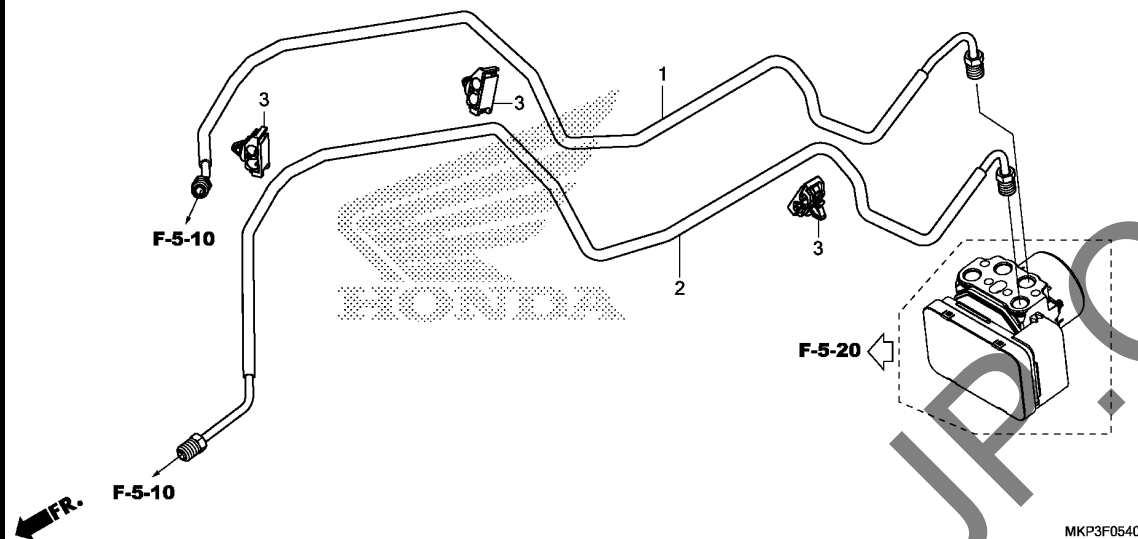
Ref. No.	L.O.N.	(Relative ref. Number) Description	F.R.T.
1	7111J8	BRACKET, ABS MODULATOR	1.7
2	7111H1	MODULATOR, ABS	2.3
		.INCLUDES: Bleed brakes	
4	7111M9	COVER, ABS MODULATOR	0.1

3

Ref. No.	Part No.	Description	Reqd. QTY		Serial No.	Parts catalogue code
			CBR500	K		
1	50345-MKP-J00	STAY COMP., ABS MODULATOR ...	-	1		
2	57110-MKP-J01	MODULATOR ASSY.	-	1		
3	61102-KTY-D30	COLLAR, RADIATOR MOUNTING ...	-	2		
4	61410-MKP-J00	COVER, ABS MODULATOR	-	1		
5	77208-KW7-900	RUBBER B, SEAT MOUNTING	-	3		
6	90115-MGZ-J00	SCREW, SPECIAL, 6X14	-	2		
7	90130-KYJ-900	SCREW, PAN, 6X22	-	2		
8	96001-06012-00	BOLT, FLANGE, 6X12	-	2		

F-5-40

BRAKE PIPE

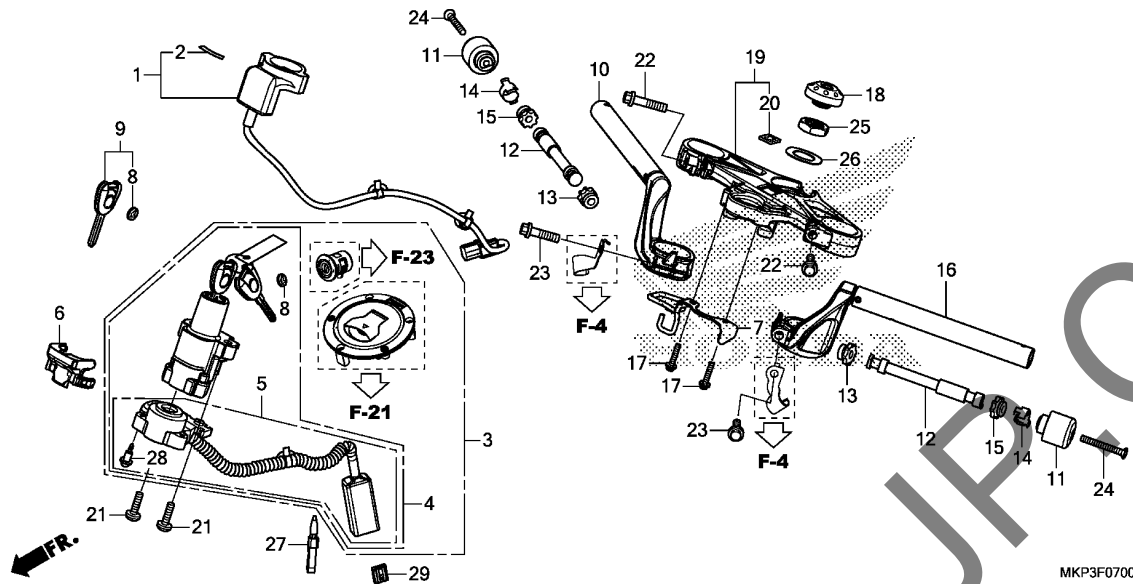


Ref. No.	L.O.N.	(Relative ref. Number) Description	F.R.T.
1	7121C7	PIPE A, FRONT BRAKEINCLUDES: Bleed brakes	2.2
2	7121C8	PIPE B, FRONT BRAKEINCLUDES: Bleed brakes	2.3

Ref. No.	Part No.	Description	Reqd. QTY		Serial No.	Parts catalogue code
			CBR500	K		
1	45131-MKP-J00	PIPE COMP. A, FR. BRAKE	-	1		
2	45132-MKP-J00	PIPE COMP. B, FR. BRAKE	-	1		
3	46392-TF0-003	CLIP, BRAKE PIPE	-	3		

F-7

HANDLE PIPE/TOP BRIDGE



Ref. No.	L.O.N.	(Relative ref. Number) Description	F.R.T.
1	6141A2	RECEIVER UNIT, IMMOBILIZER ...	0.8
3	6151A1	KEY SET	1.3
4	615145	SWITCH, COMBINATION & LOCKINCLUDES: HISS memorization	1.2
5	6151C2	BASE, CONTACT	0.8
10	8101B1	PIPE, STEERING HANDLE :RIGHT - (13,14,15)	0.3
12	8101D6	WEIGHT B, HANDLE :LEFT	0.2
	8101D7	WEIGHT B, HANDLE :RIGHT	0.3
	8101D8	WEIGHT B, HANDLE :BOTH	0.5
16	8101B0	PIPE, STEERING HANDLE :LEFT ..	0.3
	8101B2	PIPE, STEERING HANDLE :BOTH ..	0.6
19	510110	BRIDGE, FORK TOP	1.0

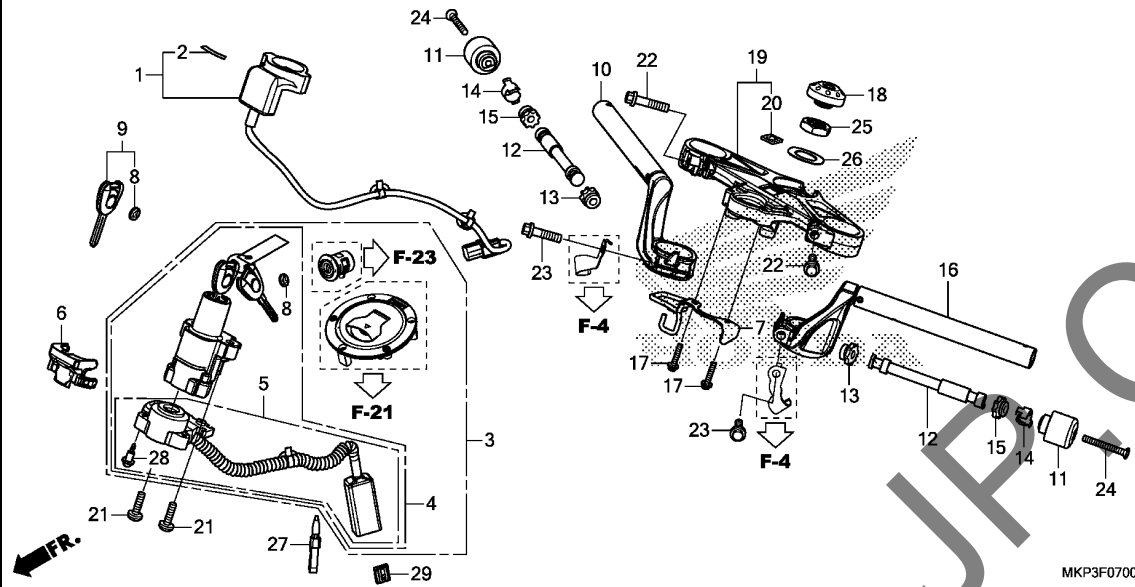
MKP3F0700

Ref. No.	Part No.	Description	Reqd. QTY		Serial No.	Parts catalogue code
			CBR500 R K	RA K		
1	30430-MJW-M01	RECEIVER UNIT	1	1	-----	MA
	30430-MJW-325	1	1	-----	ED
	30430-MJW-F31	1	1	-----	FO
	30430-MJW-N11	1	1	-----	IN
	30430-MJW-J01	1	1	-----	KO,U
2	30432-MBW-E02	MARK, RECEIVER(HONDA LOCK) ..	1	1	-----	
3	35010-MJW-D12	KEY SET	1	1	-----	
4	35100-MJW-D12	SWITCH ASSY., COMBINATION & LOCK	1	1	-----	
5	35101-MJW-D11	BASE COMP., CONTACT	1	1	-----	
6	35105-MFJ-D01	GUIDE, CORD	1	1	-----	
7	35106-MKP-J00	GUIDE COMP., CABLE	1	1	-----	
8	35113-MJE-D00	EMBLEM, KEY	4	4	-----	
			(2)	(2)	-----	
9	35121-MJE-D02	KEY, BLANK	(1)	(1)	-----	
10	53100-MKP-J00	PIPE COMP., R. STEERING HANDLE	1	1	-----	
11	53104-MGZ-J00	WEIGHT, STEERING HANDLE	2	2	-----	
12	53105-MGZ-J00	WEIGHT B, STEERING HANDLE ...	2	2	-----	
13	53107-KM9-000	RUBBER B, HANDLE WEIGHT	2	2	-----	
14	53108-MJ0-000	RING, HANDLE WEIGHT SNAP	2	2	-----	
15	53109-MV4-000	RUBBER B, HANDLE WEIGHT	2	2	-----	
16	53150-MKP-J00	PIPE COMP., L. STEERING HANDLE	1	1	-----	
17	53192-MFL-000	SCREW-WASHER, 5X25	2	2	-----	
18	53232-MJW-J00	CAP, STEERING NUT	1	1	-----	
19	53300-MKP-J00	BRIDGE COMP., FORK TOP	1	1	-----	
20	86150-KPG-901	EMBLEM, PRODUCT(MARUI)	1	1	-----	

3

F-7

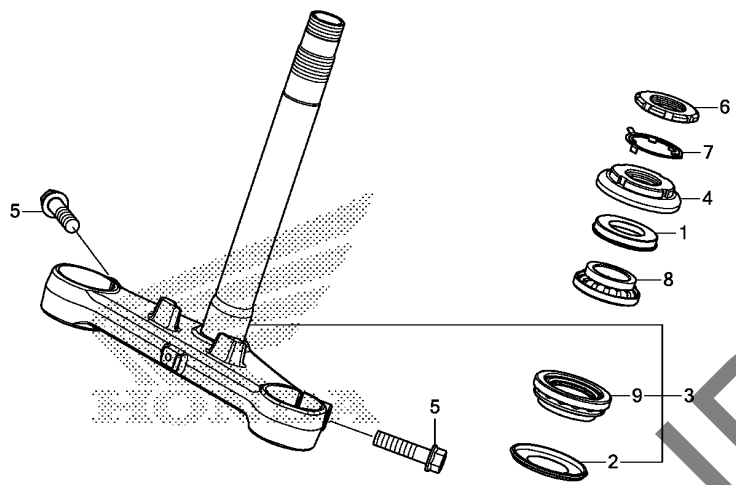
HANDLE PIPE/TOP BRIDGE



Ref. No.	Part No.	Description	Reqd. QTY		Serial No.	Parts catalogue code
			CBR500			
			R	RA		
			K	K		
21	90107-MBG-000	BOLT, ONE-WAY, 8MM	2	2		
22	90108-KZZ-900	BOLT, FLANGE, 8X40	2	2		
23	90112-MGZ-J00	BOLT, FLANGE, 8X35	2	2		
24	90191-KYJ-900	SCREW, OVAL, 6X50	2	2		
25	90304-KGA-900	NUT, STEERING STEM	1	1		
26	90503-KGA-900	WASHER, STEERING STEM	1	1		
27	90652-KT1-771	BAND, WIRE(BLACK)	1	1		
28	91059-KY2-711	SCREW, TAPPING, 3X16	3	3		
29	91554-SM4-003	HOLDER, BRACKET(RED)	1	1		

F-9

STEERING STEM



Ref. No.	L.O.N.	(Relative ref. Number) Description	F.R.T.
3	510100	STEM OR SHAFT ASSY., STEERING (1)	1.6
4	5101B2	THREAD, STEERING HEAD TOP	1.4
8	5101B6	BEARING, HEAD PIPE :UPPER	1.6
	5101C7	BEARING, HEAD PIPE :BOTH	1.8
9		(2)	
	5101B7	BEARING, HEAD PIPE :LOWER	1.8
	5101C7	BEARING, HEAD PIPE :BOTH	1.8

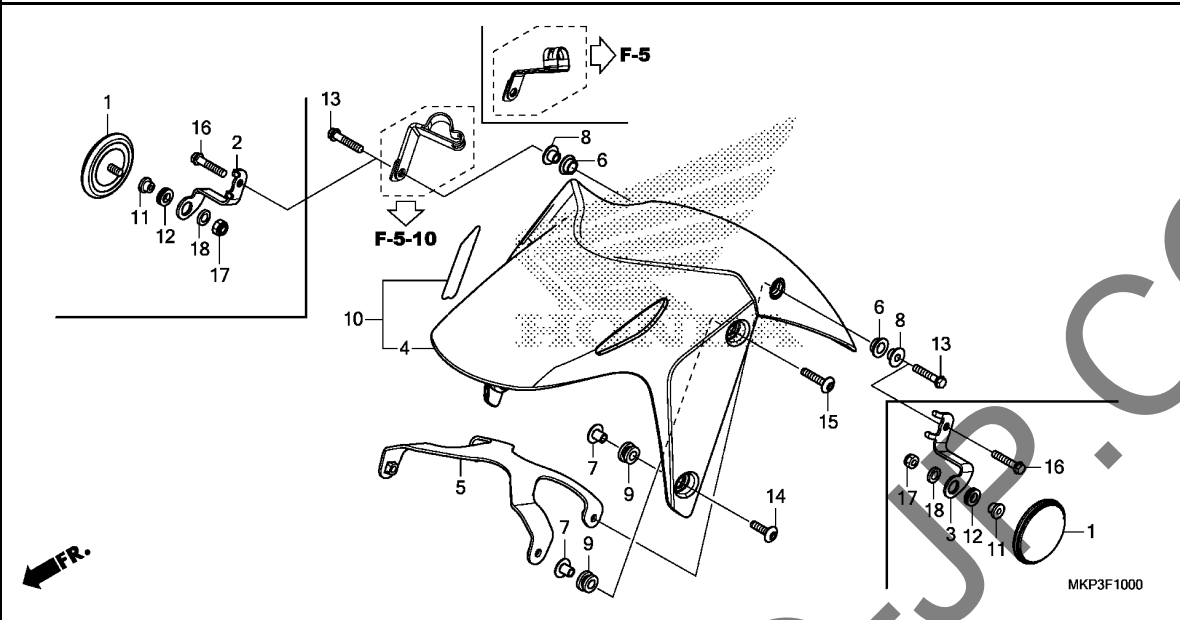
MKP3F0900

Ref. No.	Part No.	Description	Reqd. QTY		Serial No.	Parts catalogue code
			CBR500	R		
1	53213-MB4-771	DUST SEAL, STEERING UPPER (ARAI)	1	1		
2	53214-371-010	DUST SEAL, STEERING HEAD	1	1		
3	53219-MKP-J00	STEM SUB ASSY., STEERING	1	1		
4	53220-K87-A00	THREAD COMP., STEERING HEAD	1	1		
		TOP	1	1		
5	90104-MGZ-J00	BOLT, FLANGE, 10X40	2	2		
6	90302-425-830	THREAD B, STEERING HEAD TOP	1	1		
7	90506-425-830	WASHER, LOCK	1	1		
8	91015-KT8-005	BEARING, HEAD PIPE UPPER(KOYO)	1	1		
9	91016-KT8-005	BEARING, HEAD PIPE UNDER(KOYO)	1	1		

3

F-10

FRONT FENDER

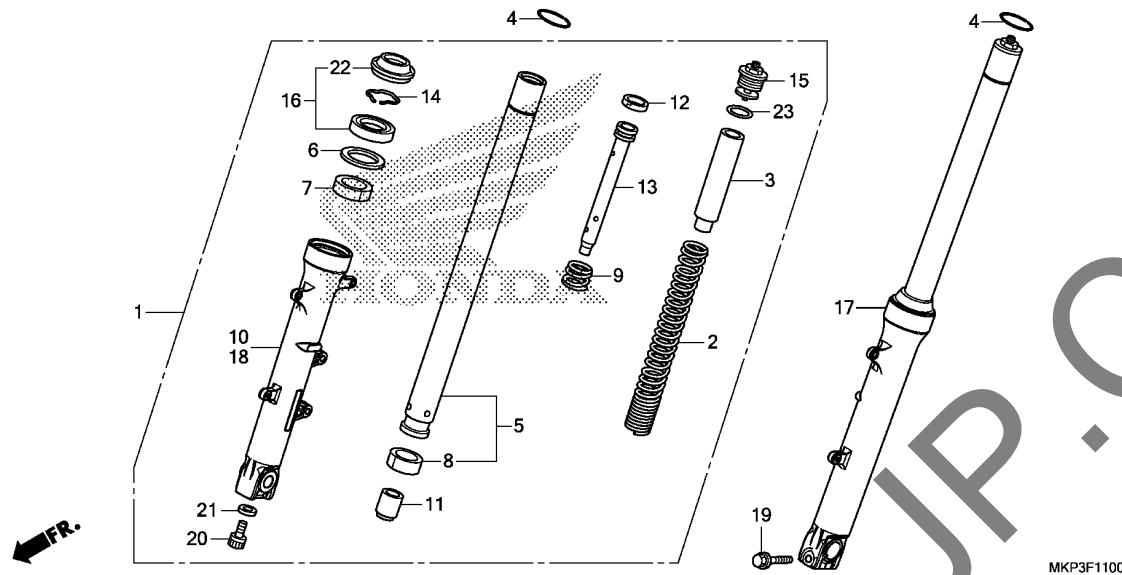


Ref. No.	L.O.N.	(Relative ref. Number) Description	F.R.T.
4	4131B7	(5,10) FENDER, FRONT	0.2

Ref. No.	Part No.	Description	Reqd. QTY		Serial No.	Parts catalogue code
			CBR500	RA		
			R	K		
1	33741-KTG-U01	REFLECTOR, FR. REFLEX(AMBER)	2	2	-----	ED,FO,MA,U
2	60114-MGZ-A00	STAY, R. FR. SIDE REFLECTOR	1	1	-----	ED,FO,MA,U
3	60115-MGZ-A00	STAY, L. FR. SIDE REFLECTOR	1	1	-----	ED,FO,MA,U
4	61101-MGZ-J01YC	FENDER, FR. *NH303M*	1	-	-----	
	61101-MGZ-J01YG	*R380*.....GRAND PRIX RED	1	-	-----	
	61101-MGZ-J01ZX	*NHA96P*PEARL METALLOID WHITE	1	-	-----	
5	61102-MGZ-J00	BRACE, FR. FENDER	1	1	-----	
6	61103-KPF-910	RUBBER, FR. FENDER MOUNTING	2	2	-----	
7	61103-KRY-900	COLLAR A, FR. FENDER	4	4	-----	
8	61105-KPF-910	COLLAR, FR. FENDER MOUNTING	2	2	-----	
9	61105-KRY-900	RUBBER, FR. FENDER MOUNTING	4	4	-----	
10	61110-MKP-J00ZD	FENDER SET, FR.(WL)	-	1	-----	
	61110-MKP-J00ZE	*TYPE2*	-	1	-----	
	61110-MKP-J00ZC	*TYPE3*	-	1	-----	ED,FO,MA,U
11	77103-MEE-000	COLLAR, SEAT SETTING	2	2	-----	ED,FO,MA,U
12	80123-MER-D00	RUBBER, RR. COWL MOUNTING (FOR FR.)	2	2	-----	ED,FO,MA,U
13	90013-GHB-680	BOLT, FLANGE, 6X28	2	2	-----	IN,KO
14	90130-KYJ-900	SCREW, PAN, 6X22	2	2	-----	
15	90130-MGZ-J00	SCREW, PAN, 6X30	2	2	-----	
16	90131-MGZ-J00	BOLT, FLANGE, 6X30	2	2	-----	ED,FO,MA,U
17	90301-782-000	NUT, U, 6MM	2	2	-----	ED,FO,MA,U
18	94101-06700	WASHER, PLAIN, 6MM	2	2	-----	ED,FO,MA,U

F-11

FRONT FORK



Ref. No.	L.O.N.	(Relative ref. Number) Description	F.R.T.
1	5111C3	FORK ASSY., FRONT :RIGHT	0.5
2	5111C5	SPRING, FRONT FORK :LEFT	0.7
	5111C6	SPRING, FRONT FORK :RIGHT	0.7
	5111C7	SPRING, FRONT FORK :BOTH	1.1
5		(7,8,9,11,12,13)	
	5111G2	PIPE, FRONT FORK :LEFT	0.9
	5111G3	PIPE, FRONT FORK :RIGHT	0.9
	5111G4	PIPE, FRONT FORK :BOTH	1.5
10	5111D2	CASE, BOTTOM :RIGHT	0.9
16	5111E7	SEAL SET, FRONT FORK :LEFT	0.8
	5111E8	SEAL SET, FRONT FORK :RIGHT	0.8
	5111E9	SEAL SET, FRONT FORK :BOTH	1.3
17	5111C2	FORK ASSY., FRONT :LEFT	0.5
	5111C4	FORK ASSY., FRONT :BOTH	0.7
18	5111D1	CASE, BOTTOM :LEFT	0.9
	5111D3	CASE, BOTTOM :BOTH	1.5

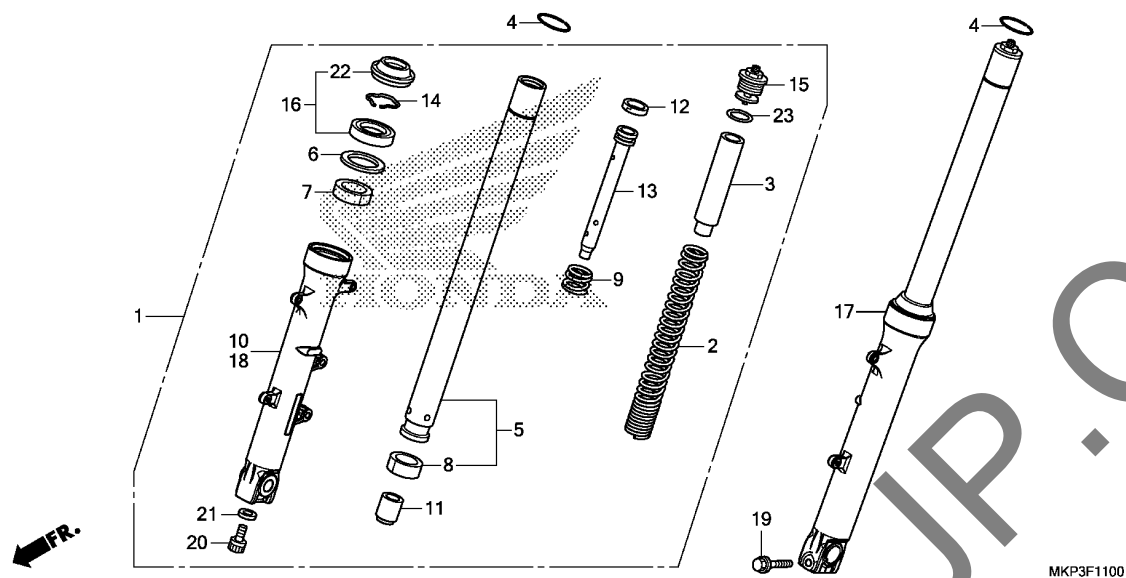
MKP3F1100

Ref. No.	Part No.	Description	Reqd. QTY		Serial No.	Parts catalogue code
			CBR500			
			R	RA		
			K	K		
1	51400-MKP-J01	FORK ASSY., R. FR.(SHOWA)	1	1	-----	ED,F0,KO,MA,U
	51400-MKP-305	1	1	-----	IN
2	51401-MKP-J01	SPRING, FR. FORK	2	2		
3	51402-MGZ-J01	COLLAR, SPRING	2	2		
4	51405-MB4-003	RING, STOPPER	2	2		
5	51410-MKP-J01	PIPE COMP., FR. FORK	2	2		
6	51412-MB4-003	RING, BACK UP(SHOWA)	2	2		
7	51414-MFJ-A51	BUSH, GUIDE	2	2		
8	51415-MFJ-A51	BUSH, SLIDER	2	2		
9	51416-KFO-003	SPRING, FR. REBOUND(SHOWA)	2	2		
10	51420-MGZ-J01	CASE COMP., R. BOTTOM	1	1	-----	ED,F0,KO,MA,U
	51420-MGZ-305	CASE, R. BOTTOM	-	1	-----	IN
11	51432-MV9-003	PIECE, OIL LOCK(SHOWA)	2	2		
12	51437-KV3-701	RING, PISTON	2	2		
13	51440-MKP-J01	PIPE COMP., SEAT	2	2		
14	51447-KA4-711	RING, OIL SEAL STOPPER(SHOWA)	2	2		
15	51450-MKP-J01	BOLT ASSY., FR. FORK	2	2		
16	51490-MKL-D81	SEAL SET, FR. FORK	2	2		
17	51500-MKP-J01	FORK ASSY., L. FR.(SHOWA)	1	1	-----	ED,F0,KO,MA,U
	51500-MKP-305	-	1	-----	IN
18	51520-MGZ-J01	CASE COMP., L. BOTTOM	1	1	-----	ED,F0,KO,MA,U
	51520-MGZ-305	CASE, L. BOTTOM	-	1	-----	IN
19	90109-MR7-000	BOLT, FLANGE, 8X45	1	1		
20	90116-KV3-701	BOLT, SOCKET, 8MM(SHOWA)	2	2		
21	90544-283-000	WASHER, SPECIAL, 8MM(SHOWA)	2	2		

3

F-11

FRONT FORK

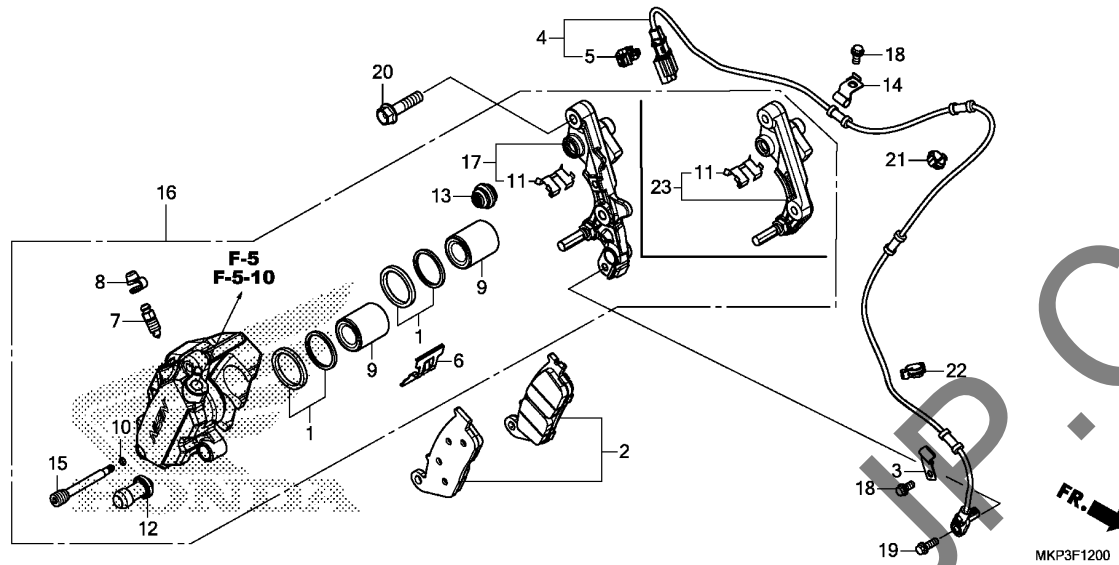


Ref. No.	Part No.	Description	Reqd. QTY		Serial No.	Parts catalogue code
			CBR500	RA		
22	91251-MKL-D81	SEAL, DUST	2	2		
23	91356-KFO-003	O-RING, 33.2X2.4	2	2		

3

F-12

FRONT BRAKE CALIPER



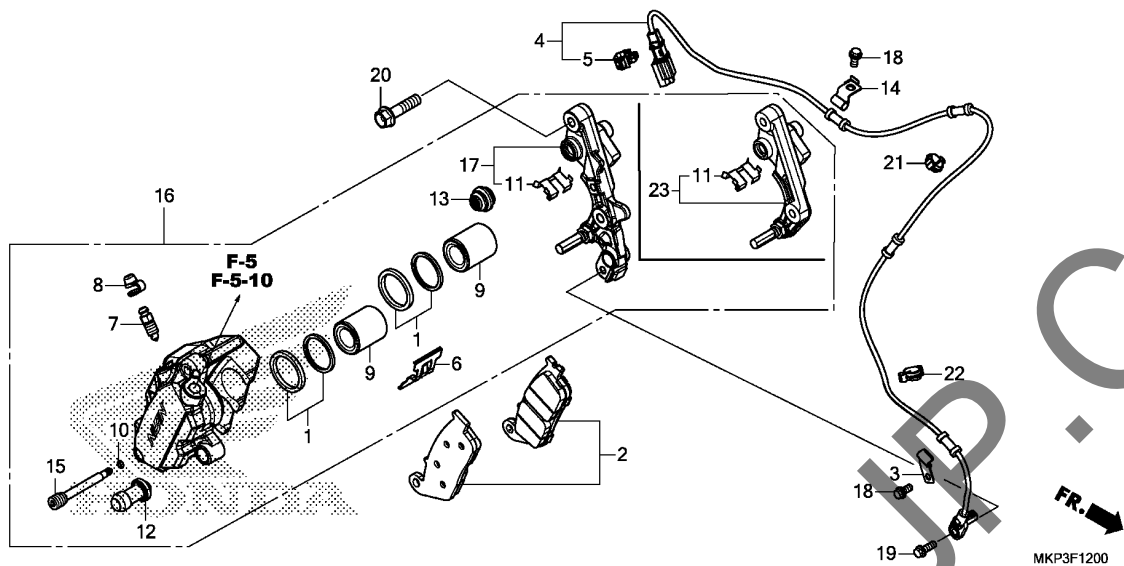
Ref. No.	L.O.N.	(Relative ref. Number) Description	F.R.T.
2	711115	SHOE(PAD) SET, BRAKE :FRONT ..	0.1
4	617196	SENSOR, WHEEL SPEED :FRONT ...	0.5
9		(1)	
	7111D1	PISTON, FRONT BRAKE CALIPER ..	0.5
		.INCLUDES: Bleed brakes	
		.NOTE: Same time for two units	
16	711130	CALIPER, FRONT BRAKE	0.4
17		(23)	
	711160	BRACKET, FRONT CALIPER	0.2

Ref. No.	Part No.	Description	Reqd. QTY		Serial No.	Parts catalogue code
			CBR500 R K	RA K		
1	06431-MA3-405	SEAL SET, PISTON	2	2		
2	06455-MGS-D32	PAD SET, FR.	1	1		
3	38517-MKA-D80	CLAMPER, SENSOR CORD	-	1		
4	38520-MJW-J11	SENSOR, FR. WHEEL SPEED	-	1		
5	42524-T5A-003	CLIP, COUPLER(DARK BLUE)	-	1		
6	43108-MCT-006	SPRING, PAD	1	1		
7	43352-568-003	SCREW, BLEEDER(NISSIN)	1	1		
8	43353-461-771	CAP, BLEEDER	1	1		
9	45107-ML4-006	PISTON	2	2		
10	45111-MAJ-G41	RING, STOPPER	1	1		
11	45112-MS9-611	RETAINER	1	1		
12	45132-166-016	BOOT, PIN BUSH(NISSIN)	1	1		
13	45133-MA3-006	BOOT B	1	1		
14	45159-MGZ-J00	CLAMPER, SENSOR CORD	-	1		
15	45215-MAJ-G41	PIN, HANGER	1	1		
16	45250-MKA-J31	CALIPER SUB ASSY., R. FR. (NISSIN)	1	-		
	45250-MKA-D81	-	1		
17	45290-MKA-D81	BRACKET SUB ASSY., R. FR. (NISSIN)	-	1		
18	90013-GHB-610	BOLT, FLANGE, 6X12	-	2		
19	90116-MKA-D80	BOLT, FLANGE, 6X16	-	1		
20	90131-KZZ-900	BOLT, FLANGE, 8X32	2	2		
21	90690-MCA-003	CLIP, CABLE, 14MM	-	1		
22	90690-MJE-D11	CLIP, CABLE, 10MM	-	1		

3

F-12

FRONT BRAKE CALIPER

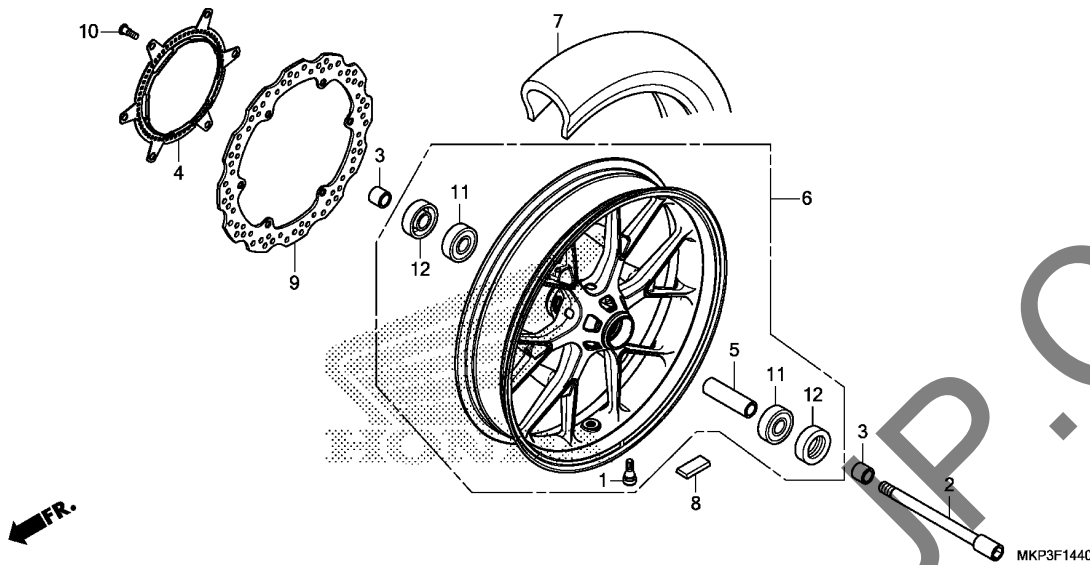


Ref. No.	Part No.	Description	Reqd. QTY	Serial No.	Parts catalogue code
			CBR500 R RA K K		

23	45290-MKA-J31	BRACKET SUB ASSY., R. FR. (NISSIN)	1		
----	---------------	------------------------------------	---	--	--

F-14-40

FRONT WHEEL



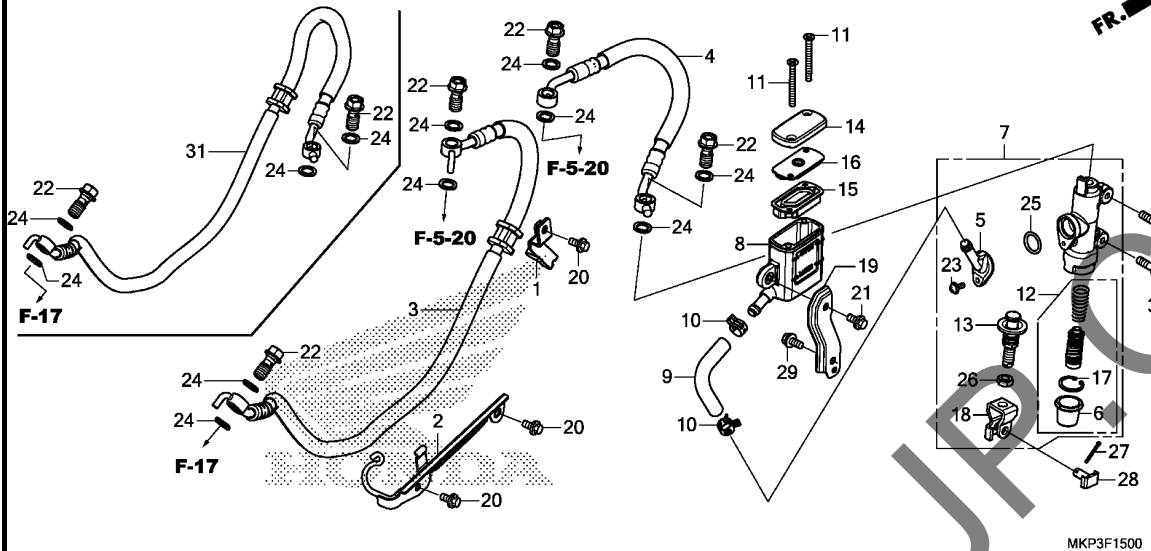
Ref. No.	L.O.N.	(Relative ref. Number) Description	F.R.T.
2		(12)	
2	710151	AXLE, FRONT WHEEL	0.3
4	7101B0	RING, PULSER :FRONT	0.4
6	7101D4	FRONT WHEEL	1.0
		.INCLUDES: Balance	
7	710139	FRONT TIRE(ONE)	0.9
		.INCLUDES: Balance	
8	7101A6	WEIGHT, BALANCE :FRONT	0.6
9	711120	DISC, FRONT BRAKE	0.4
11	710115	BEARING, FRONT WHEEL(ONE)	0.5
	710115G	.Replace 1 bearing add	0.1

Ref. No.	Part No.	Description	Reqd. QTY		Serial No.	Parts catalogue code
			CBR500 R K	RA K		
1	42753-GM9-743	VALVE, RIM(IRC)	1	1		
2	44301-MGZ-J00	AXLE, FR. WHEEL	1	1		
3	44311-MGZ-J00	COLLAR, FR. WHEEL SIDE	2	2		
4	44515-MKP-J00	RING, FR. PULSER	-	1		
5	44620-MGZ-J00	COLLAR, FR. AXLE DISTANCE ...	1	1		
6	44650-MKP-J00ZB	WHEEL SUB ASSY., FR.(WL)				
	TYPE2	1	1		
	44650-MKP-J00ZC	*TYPE1*.....	1	1		
	44650-MKP-J00ZA	*TYPE3*.....	1	1	----- ED,FO,MA,U	
7	44711-MKP-J03	TIRE, FR.(DUNLOP) (120/70ZR17 M/C 58W)	1	1		
8	44721-MGH-H21	WEIGHT, BALANCE(10G)	N	N		
	44722-MGH-H21	WEIGHT, BALANCE(15G)	N	N		
	44723-MGH-H21	WEIGHT, BALANCE(20G)	N	N		
9	45251-MGZ-J01	DISK, FR. BRAKE(SUNSTAR)	1	-		
	45251-MGZ-J11	-	1		
10	90105-MGS-D30	BOLT, DISK, 8X25	6	6		
11	91054-MT6-831	BEARING, RADIAL BALL, 6303UU (NSK)	2	2		
12	91253-KZJ-901	OIL SEAL, 25X47X6.5(ARAI) ...	2	2		

3

F-15

REAR BRAKE MASTER CYLINDER

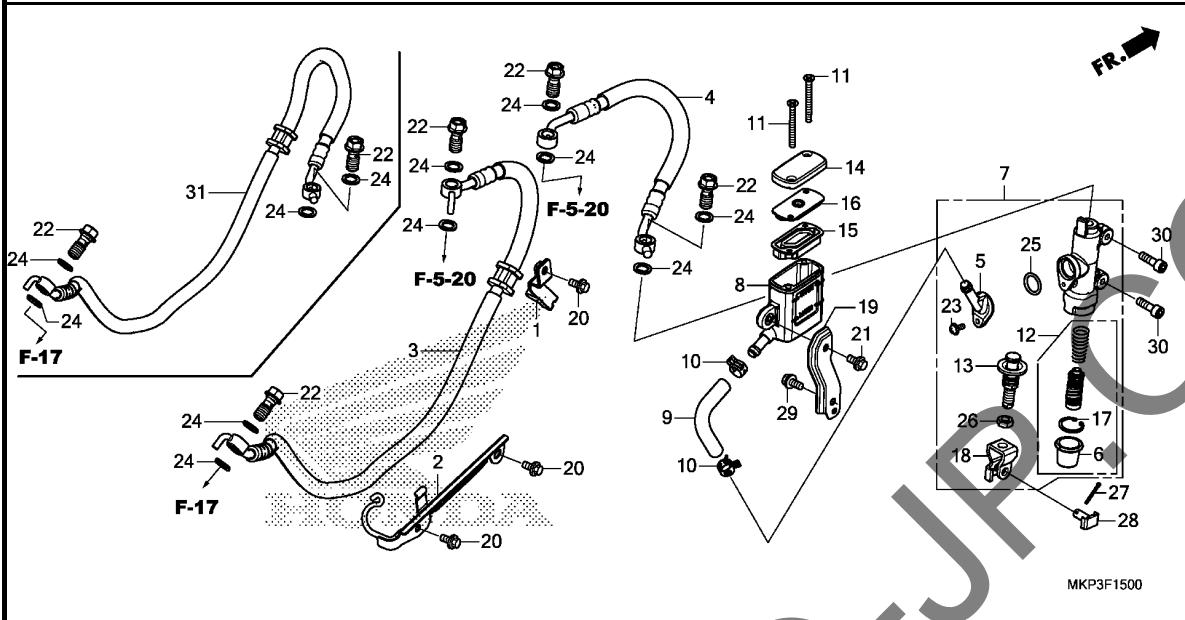


Ref. No.	L.O.N.	(Relative ref. Number) Description	F.R.T.
3	712180	HOSE A, REAR BRAKEINCLUDES: Bleed brakes	1.9
4	712180	HOSE B, REAR BRAKEINCLUDES: Bleed brakes	1.9
7	712125	CYLINDER, REAR BRAKE MASTER .. .INCLUDES: Bleed brakes	0.5
8	7121F6	CUP, REAR MASTER CYLINDER OIL .INCLUDES: Bleed brakes	0.2
9	7121C2	HOSE, REAR MASTER CYLINDER OIL CUPINCLUDES: Bleed brakes	0.3
12	7121H0	PISTON SET, REAR BRAKE MASTER .INCLUDES: Bleed brakes	0.5
15	7121G7	DIAPHRAGM, REAR BRAKE MASTER CYLINDER	0.1
31	712130	HOSE, REAR BRAKEINCLUDES: Bleed brakes	0.4

Ref. No.	Part No.	Description	Reqd. QTY		Serial No.	Parts catalogue code
			CBR500 R K	RA K		
1	43155-MKP-J00	CLAMPER A, RR. BRAKE	1	1		
2	43156-MKP-J00	STAY B, RR. BRAKE	1	1		
3	43310-MKP-J01	HOSE COMP. A, RR. BRAKE	-	1		
4	43313-MKP-J01	HOSE COMP. B, RR. BRAKE	-	1		
5	43503-MN5-006	CONNECTOR, MASTER CYLINDER (NISSIN)	1	1		
6	43504-MB2-006	BOOT COMP.	1	1		
7	43510-MKP-J01	CYLINDER SUB ASSY., RR. BRAKE MASTER(NISSIN)	1	1		
8	43511-MKP-J01	CUP COMP., OIL	1	1		
9	43512-MKP-J01	HOSE, RR. MASTER CYLINDER	1	1		
10	43514-KS6-701	CLAMP, MASTER CYLINDER OIL HOSE	2	2		
11	43516-KYJ-901	SCREW, FLAT, 4X60	2	2		
12	43520-MJ6-315	PISTON SET, MASTER CYLINDER (NISSIN)	1	1		
13	43530-KV3-701	ROD COMP., PUSH	1	1		
14	45513-K33-D01	CAP, MASTER CYLINDER	1	1		
15	45520-GW0-911	DIAPHRAGM	1	1		
16	45521-GW0-911	PLATE, DIAPHRAGM	1	1		
17	46182-MEL-D21	CIRCLIP	1	1		
18	46504-KV6-702	JOINT, BRAKE ROD	1	1		
19	50279-MKP-J00	STAY, OIL CUP	1	1		
20	90013-GHB-600	BOLT, FLANGE, 6X10	3	3		
21	90013-GHB-610	BOLT, FLANGE, 6X12	1	1		

F-15

REAR BRAKE MASTER CYLINDER



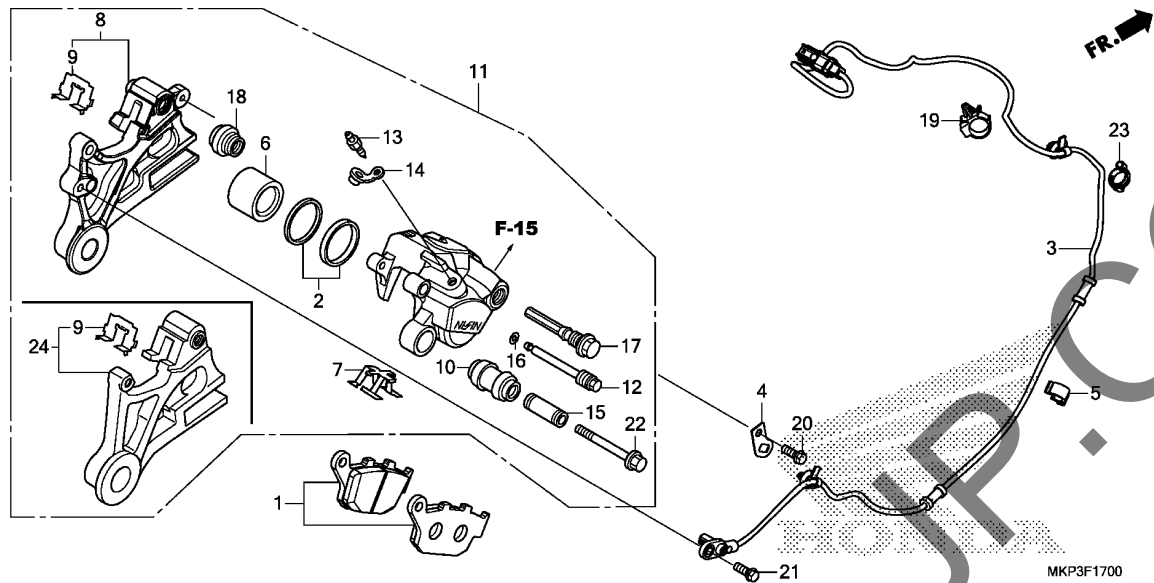
MKP3F1500

Ref. No.	Part No.	Description	Reqd. QTY		Serial No.	Parts catalogue code
			CBR500 R	RA K		
22	90145-MS9-612	BOLT, OIL, 10X22(SAGA)	2	4		
23	90508-K21-921	SCREW-WASHER, 4X12	1	1		
24	90545-300-000	WASHER, OIL BOLT	4	8		
25	91212-422-006	O-RING, 14.8X2.4	1	1		
26	94002-08000-0S	NUT, HEX., 8MM	1	1		
27	94201-20150	PIN, SPLIT, 2.0X15	1	1		
28	95015-54000	PIN D, JOINT	1	1		
29	95701-06012-07	BOLT, FLANGE, 6X12	1	1		
30	96600-06020-00	BOLT, SOCKET, 6X20	2	2		
31	43310-MKP-J11	HOSE COMP., RR. BRAKE	1	-		

3

F-17

REAR BRAKE CALIPER



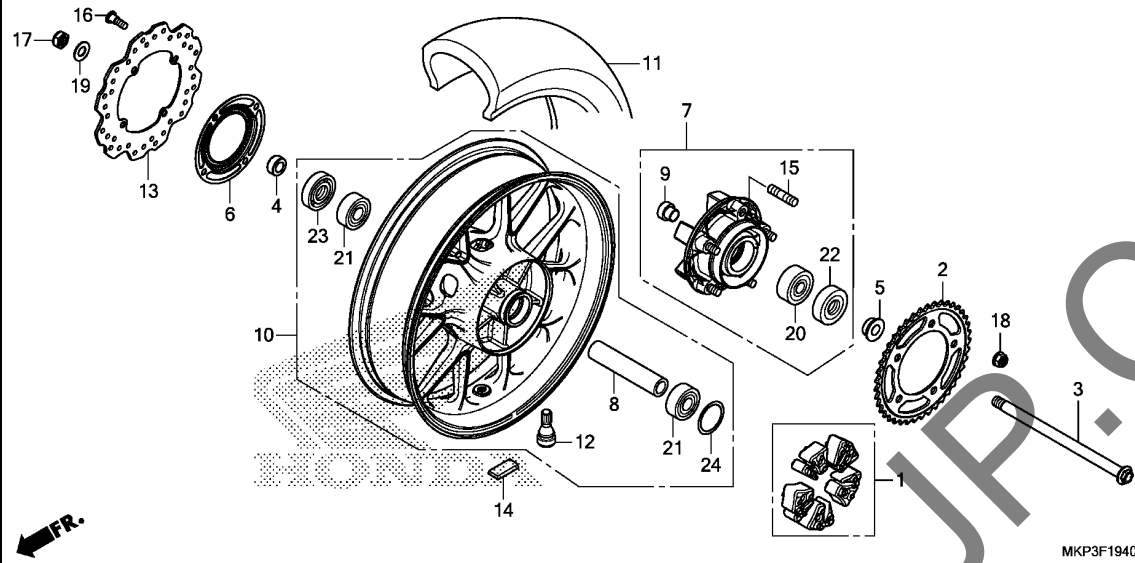
Ref. No.	L.O.N.	(Relative ref. Number) Description	F.R.T.
1	711140	SHOE(PAD) SET, BRAKE :REAR ...	0.1
3	617197	SENSOR, WHEEL SPEED :REAR	1.8
6	7111D5	PISTON, REAR BRAKE CALIPERINCLUDES: Bleed brakes	0.5
8	7111C1	BRACKET, REAR CALIPER	0.5
11	711155	CALIPER, REAR BRAKE	0.6
		.INCLUDES: Bleed brakes	

Ref. No.	Part No.	Description	Reqd. QTY		Serial No.	Parts catalogue code
			CBR500	RA		
			R	K		
1	06435-MGZ-J01	PAD SET, RR.	1	1		
2	06451-443-405	SEAL SET, PISTON	1	1		
3	38510-MKP-J01	SENSOR, RR. WHEEL SPEED	-	1		
4	38515-MKP-J00	STAY, CLIP	-	1		
5	38517-MGE-003	CLAMP, ABS CORD(D12)	-	1		
6	43107-KT7-761	PISTON	1	1		
7	43108-MBB-006	SPRING, PAD	1	1		
8	43110-MJW-J11	BRACKET COMP., RR. BRAKE	-	1		
9	43112-KT7-761	RETAINER	1	1		
10	43132-KT7-761	BOOT, SLEEVE	1	1		
11	43150-MGZ-J01	CALIPER SUB ASSY., RR.(NISSIN)	1	-		
	43150-MJW-J11	-	1		
12	43215-KZ4-J41	PIN, HANGER	1	1		
13	43352-568-003	SCREW, BLEEDER(NISSIN)	1	1		
14	43353-461-771	CAP, BLEEDER	1	1		
15	45111-MA3-006	SLEEVE	1	1		
16	45111-MAJ-G41	RING, STOPPER	1	1		
17	45131-MN9-006	BOLT, PIN	1	1		
18	45133-MA3-006	BOOT B	1	1		
19	53781-SEO-952	CLIP, RETURN HOSE	-	1		
20	90013-GHB-610	BOLT, FLANGE, 6X12	-	1		
21	90116-MKA-D80	BOLT, FLANGE, 6X16	-	1		
22	90180-MN8-006	BOLT, FLANGE, 8X49	1	1		
23	90690-MCA-003	CLIP, CABLE, 14MM	-	1		
24	43110-MGZ-J01	BRACKET COMP., RR. BRAKE	1	-		



F-19-40

REAR WHEEL



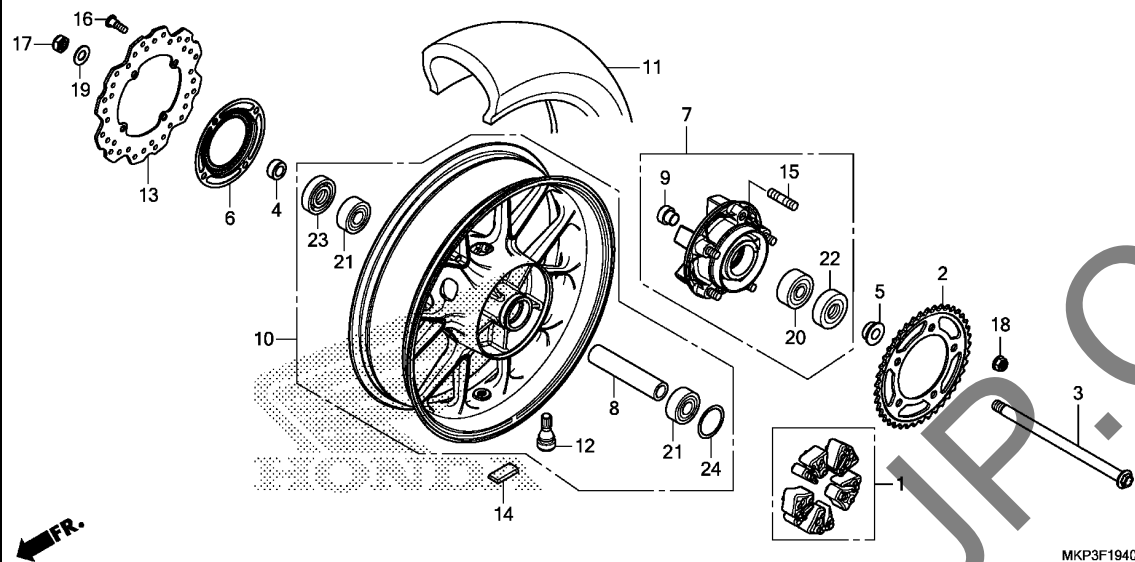
Ref. No.	L.O.N.	(Relative ref. Number) Description	F.R.T.
1		(24)	
1	710157	DAMPER, REAR WHEEL	0.4
2	7101A0	SPROCKET, FINAL DRIVEN	0.5
3		(22,23)	
3	710160	AXLE, REAR WHEEL	0.4
6	7101B1	RING, PULSER :REAR	0.5
7	7101A5	FLANGE ASSY., FINAL DRIVEN ...	0.5
10	710118	REAR WHEEL	1.1
		.INCLUDES: Balance	
11	710142	REAR TIRE(ONE)	1.0
		.INCLUDES: Balance	
13	711145	DISC, REAR BRAKE	0.5
14	7101E1	WEIGHT, BALANCE :REAR	0.7
20	7101D1	BEARING, FINAL DRIVEN FLANGE ..	0.6
21	710133	BEARING, REAR WHEEL(ONE)	0.6
	710133G	.Replace 1 bearing add	0.1

Ref. No.	Part No.	Description	Reqd. QTY		Serial No.	Parts catalogue code
			CBR500 R	RA K		
1	06410-MGS-D30	DAMPER SET, WHEEL	1	1		
2	41201-MKP-J00	SPROCKET, FINAL DRIVEN(41T) ..	1	1		
3	42301-MKP-J00	AXLE, RR. WHEEL	1	1		
4	42312-MGZ-J00	COLLAR, RR. BRAKE SIDE	1	1		
5	42313-MKP-J00	COLLAR, L. RR. WHEEL SIDE ...	1	1		
6	42515-MKN-D50	RING, RR. PULSER	-	1		
7	42615-MGZ-D00	FLANGE SUB ASSY., RR. DRIVEN	1	1		
8	42620-MGZ-J00	COLLAR, RR. AXLE DISTANCE ...	1	1		
9	42625-MGZ-J00	COLLAR B, RR. AXLE DISTANCE ..	1	1		
10	42650-MKP-J10ZA	WHEEL SUB ASSY., RR.(WL)	1	-		
		TYPE3	1	-		
	42650-MKP-J10ZB	*TYPE2*	1	-		
	42650-MKP-J10ZC	*TYPE1*	1	-		
	42650-MKP-J00ZB	*TYPE2*	-	1		
	42650-MKP-J00ZC	*TYPE1*	-	1		
	42650-MKP-J00ZA	*TYPE3*	-	1	----- ED,FO,MA,U	
11	42711-MKP-J03	TIRE, RR.(DUNLOP) (160/60ZR17 M/C 69W)	1	1		
12	42753-GM9-743	VALVE, RIM(IRC)	1	1		
13	43251-MGZ-J02	DISK, RR. BRAKE(SUNSTAR)	1	1		
14	44721-MGH-H21	WEIGHT, BALANCE(10G)	N	N		
	44722-MGH-H21	WEIGHT, BALANCE(15G)	N	N		
	44723-MGH-H21	WEIGHT, BALANCE(20G)	N	N		
15	90102-MAS-000	BOLT, STUD, 12X25	5	5		
16	90105-MGS-D30	BOLT, DISK, 8X25	4	4		
17	90305-GW2-711	NUT, U, 16MM	1	1		

3

F-19-40

REAR WHEEL

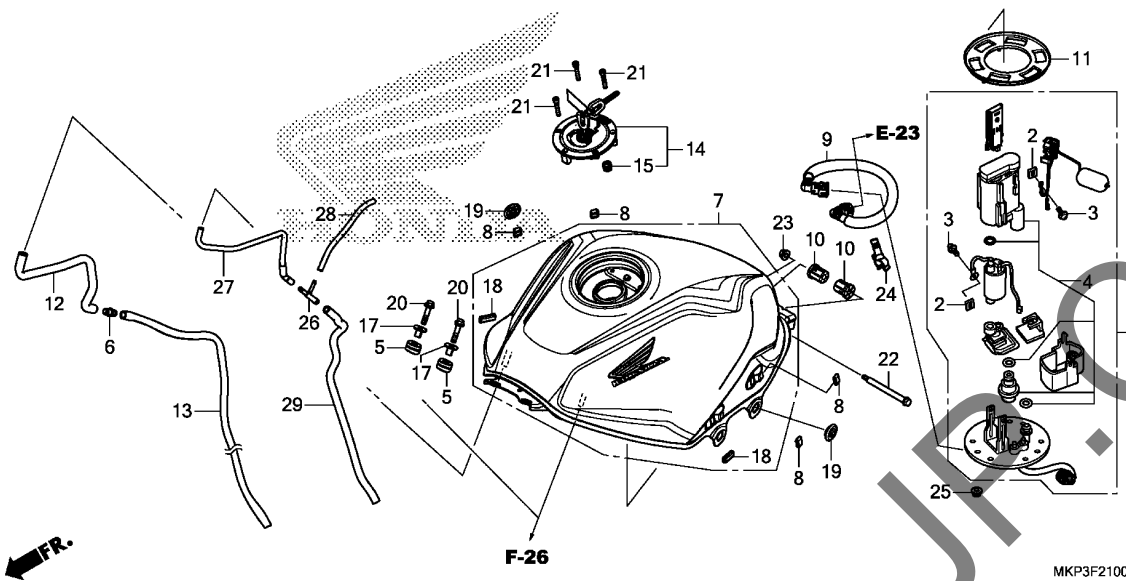


Ref. No.	Part No.	Description	Reqd. QTY		Serial No.	Parts catalogue code
			CBR500 R	RA K		
18	90306-KGH-901	NUT, U, 12MM(FUJI SEIMITSU)	5	5		
19	90501-K87-A00	WASHER, PLAIN, 16.4X32X2	1	1		
20	91053-MM5-004	BEARING, RADIAL BALL, 6304UU	1	1		
21	91054-MT6-831	BEARING, RADIAL BALL, 6303UU (NSK)	2	2		
22	91253-442-003	DUST SEAL, 30X52X7	1	1		
23	91253-443-761	DUST SEAL, 30X47X8(ARAI)	1	1		
24	91351-MGS-D30	O-RING, 55X2	1	1		

3

F-21

FUEL TANK/FUEL PUMP



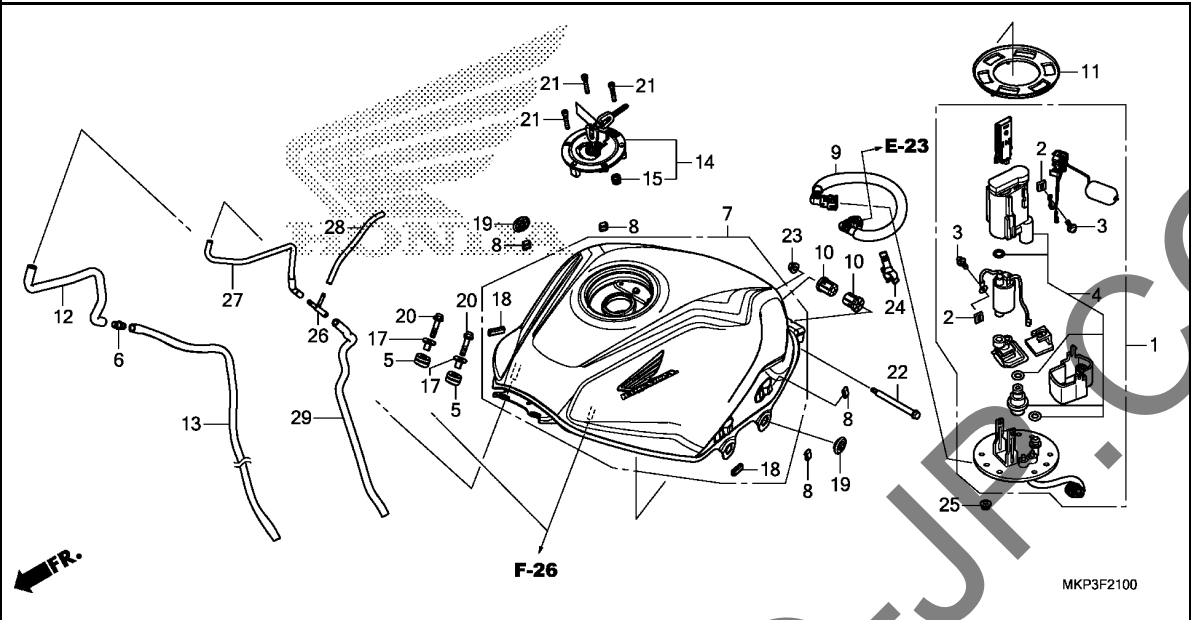
Ref. No.	L.O.N.	(Relative ref. Number) Description	F.R.T.
1		(11) PUMP ASSY., FUEL	0.8
4		3101C7 FILTER, FUEL	0.9
7		310100 TANK, FUEL	0.7
9		310162 HOSE, FUEL FEED	0.6
14		(15) 3101C1 LOCKING FUEL TANK CAP	0.1

MKP3F2100

Ref. No.	Part No.	Description	Reqd. QTY		Serial No.	Parts catalogue code
			CBR500 R K	RA K		
1	16700-MKP-J01	PUMP UNIT, FUEL	1	1		
2	16711-MGS-D31	STOPPER	2	2		
3	16712-MGS-D31	SCREW, 4X6.6	2	2		
4	16730-MKA-D82	FILTER ASSY., FUEL	1	1		
5	17245-107-010	RUBBER, AIR CLEANER CASE MOUNTING	2	2		
6	17359-419-670	JOINT, BREATHER TUBE	1	1		
7	17500-MKP-J00ZB	TANK ASSY., FUEL (WL)				
	17500-MKP-J00ZC	*TYPE2*	1	1		
	17500-MKP-J00ZA	*TYPE1*	1	1		
	17500-MKP-J00ZA	*TYPE3*	1	1	----- ED,FO,MA,U	
8	17529-K15-920	RUBBER, TANK COVER	4	4		
9	17570-MJW-J01	HOSE COMP., FUEL FEED	1	1		
10	17572-KPP-T00	CUSHION, FUEL TANK RR. PIVOT	2	2		
11	17574-MGS-D30	PACKING, BASE	1	1		
12	17590-MGZ-J00	TUBE, FUEL TANK DRAIN	1	1		
13	17591-MJW-J00	TUBE, FUEL TANK DRAIN	1	1		
14	17620-MJE-D02	CAP COMP., FUEL FILLER	1	1		
15	17621-MGP-D61	SEAL, BREATHER	1	1		
17	61102-KTY-D30	COLLAR, RADIATOR MOUNTING ...	2	2		
18	64122-MCZ-000	RUBBER, PROTECTOR	2	2		
19	83551-300-000	GROMMET, AIR CLEANER CASE ...	2	2		
20	90013-GHB-670	BOLT, FLANGE, 6X25	2	2		
21	90120-MJE-D00	BOLT, SOCKET, 4X25(SUS)	3	3		
22	90135-MS2-000	BOLT, TANK HINGE	1	1		

F-21

FUEL TANK/FUEL PUMP

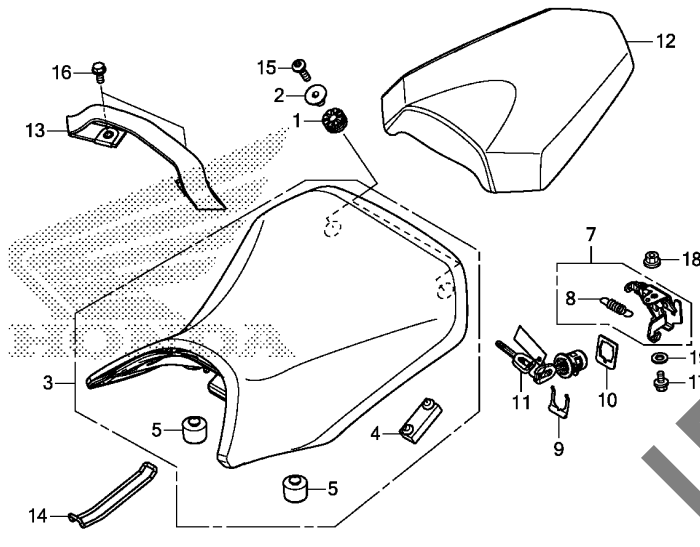


Ref. No.	Part No.	Description	Reqd. QTY		Serial No.	Parts catalogue code
			CBR500 R K	RA K		
23	90301-KGH-901	NUT, U, 6MM(FUJI SEIMITSU) ..	1	1		
24	91593-MGZ-J01	CLAMP, FUEL HOSE(BLACK)	1	1		
25	94050-06000	NUT, FLANGE, 6MM	6	6		
26	16180-GM6-000	JOINT, THREE WAY(FUEL)	1	1	-----	IN,MA,U
27	17418-MGZ-J00	TUBE, FUEL TANK BREATHER	1	1	-----	IN,MA,U
28	95005-45175-20	TUBE, 4.5X175 (95005-45001-20M)	1	1	-----	IN,MA,U
29	95005-75640-20	TUBE, 7.3X640	1	1	-----	IN,MA,U

3

F-23

SEAT



Ref. No.	L.O.N.	(Relative ref. Number) Description	F.R.T.
3	413150	SEAT	0.1
7	4131E8	CATCH, SEAT :REAR SIDE	0.3
11	4131F2	KEY, SEAT LOCK	0.4

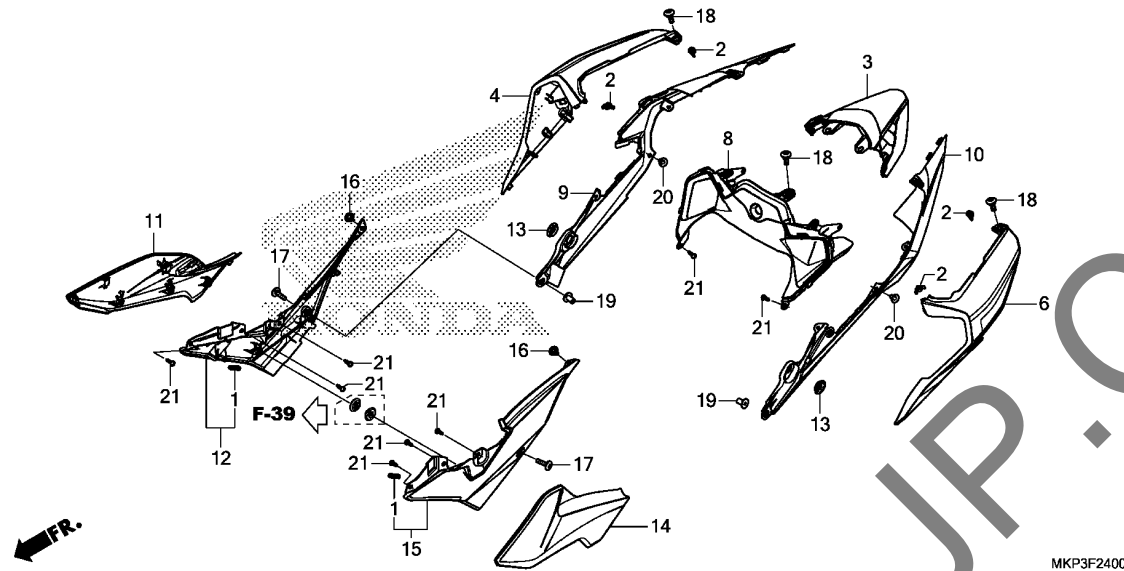
MKP3F2300

Ref. No.	Part No.	Description	Reqd. QTY		Serial No.	Parts catalogue code
			CBR500			
			R	RA		
			K	K		
1	33705-KW7-900	RUBBER A, TAILLIGHT MOUNTING	2	2		
2	33706-KAN-960	COLLAR, TAILLIGHT MOUNTING ..	2	2		
3	77100-MJW-J02ZA	SEAT ASSY., SINGLE				
		TYPE1	1	1		
4	77205-MFE-670	RUBBER, SEAT SETTING	2	2		
5	77206-MJE-DB0	RUBBER, SEAT CUSHION	2	2		
7	77220-MJW-J01	LOCK COMP., SEAT	1	1		
8	77234-GN2-000	SPRING, SEAT LOCK	1	1		
9	77235-MJE-D00	PLATE, LOCK KEY SETTING	1	1		
10	77236-MGP-D60	WASHER, SEAT LOCK	1	1		
11	77239-MJW-J02	KEY, SEAT LOCK(WAVE)	1	1		
12	77300-MJW-J01ZB	SEAT ASSY., PILLION				
		TYPE1	1	1		
13	77310-MJW-J00	BELT, SEAT	1	1		
14	83606-KWS-901	BAND, TOOL	1	1		
15	90003-KWN-900	BOLT, SPECIAL, 6X23.5	2	2		
16	90102-KTM-D20	BOLT, FLANGE, 6X14	2	2		
17	90130-MLO-730	BOLT, FLANGE, 6X12	1	1		
18	94050-06080	NUT, FLANGE, 6MM	1	1		
19	94101-06800	WASHER, PLAIN, 6MM	1	1		

3

F-24

SIDE COVER/REAR COWL

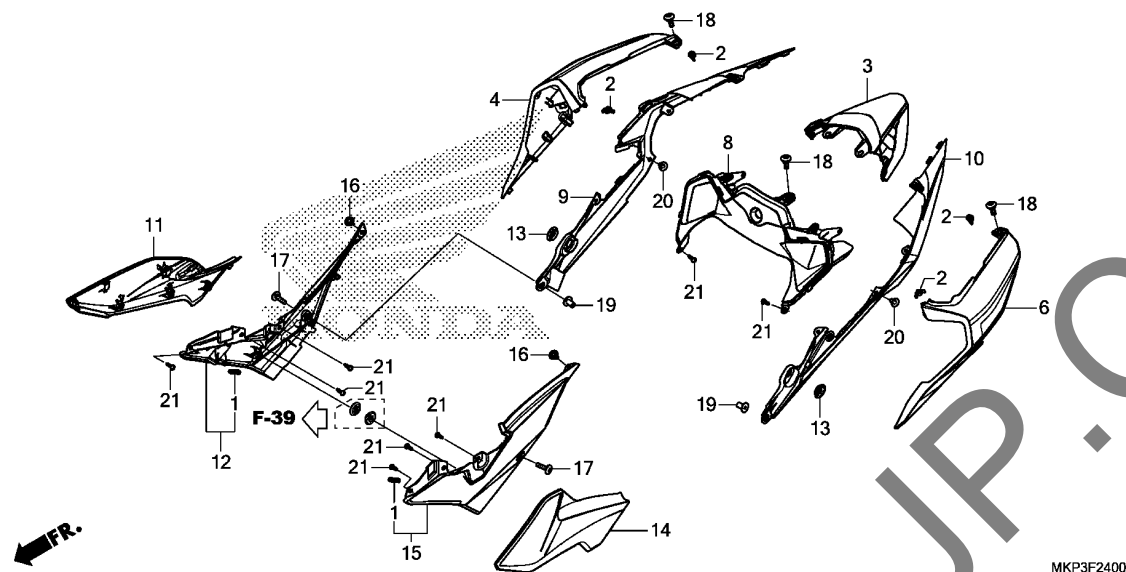


Ref. No.	L.O.N.	(Relative ref. Number) Description	F.R.T.
3	4111K7	COWL, REAR CENTER	0.3
4	4111X7	COWL, REAR :RIGHT	0.4
6	4111X6	COWL, REAR :LEFT	0.4
	4111X8	COWL, REAR :BOTH	0.4
8	4111M5	COWL, SEAT :CENTER	0.4
9	4111J4	COWL, SEAT :RIGHT	0.4
10	4111J3	COWL, SEAT :LEFT	0.4
	4111M1	COWL, SEAT :BOTH	0.4
11	4111H9	COVER, SIDE :RIGHT	0.2
12	4111D1	COWL, SIDE :RIGHT	0.2
14	4111H8	COVER, SIDE :LEFT	0.2
	4111J0	COVER, SIDE :BOTH	0.2
15	4111D0	COWL, SIDE :LEFT	0.2
	4111D2	COWL, SIDE :BOTH	0.2

Ref. No.	Part No.	Description	Reqd. QTY		Serial No.	Parts catalogue code
			CBR500 R K	RA K		
1	64122-MCZ-000	RUBBER, PROTECTOR	2	2		
2	64213-MJN-A01	CLIP, TWIST	4	4		
3	77231-MJW-J01ZB	COWL, RR. CENTER *NH303M*	1	1		
4	77240-MKP-J00ZB	COWL SET A, R. RR.(WL) *TYPE2*	1	1		
	77240-MKP-J00ZC	*TYPE1*	1	1		
	77240-MKP-J00ZA	*TYPE3*	1	1	-----	ED,FO,MA,U
6	77250-MKP-J00ZB	COWL SET A, L. RR.(WL) *TYPE2*	1	1		
	77250-MKP-J00ZC	*TYPE1*	1	1		
	77250-MKP-J00ZA	*TYPE3*	1	1	-----	ED,FO,MA,U
8	77261-MKP-J00	COWL, SEAT CENTER	1	1		
9	77271-MKP-J00	COWL B, R. RR.	1	1		
10	77281-MKP-J00	COWL B, L. RR.	1	1		
11	83510-MKP-J00ZA	COVER ASSY., R. SIDE(A) *R380*.....GRAND PRIX RED	1	1		
	83510-MKP-J00ZB	*NH303M* MAT AXIS GRAY METALLIC	1	1		
	83510-MKP-J00ZC	*NHA96P*PEARL METALLOID WHITE	1	1	-----	ED,FO,MA,U
12	83520-MKP-J00	COVER ASSY., R. SIDE(B)	1	1		
13	83551-GE2-000	GROMMET, AIR CLEANER CASE ...	2	2		
14	83610-MKP-J00ZA	COVER ASSY., L. SIDE(A) *R380*.....GRAND PRIX RED	1	1		
	83610-MKP-J00ZB	*NH303M* MAT AXIS GRAY METALLIC	1	1		
	83610-MKP-J00ZC	*NHA96P*PEARL METALLOID WHITE	1	1	-----	ED,FO,MA,U

F-24

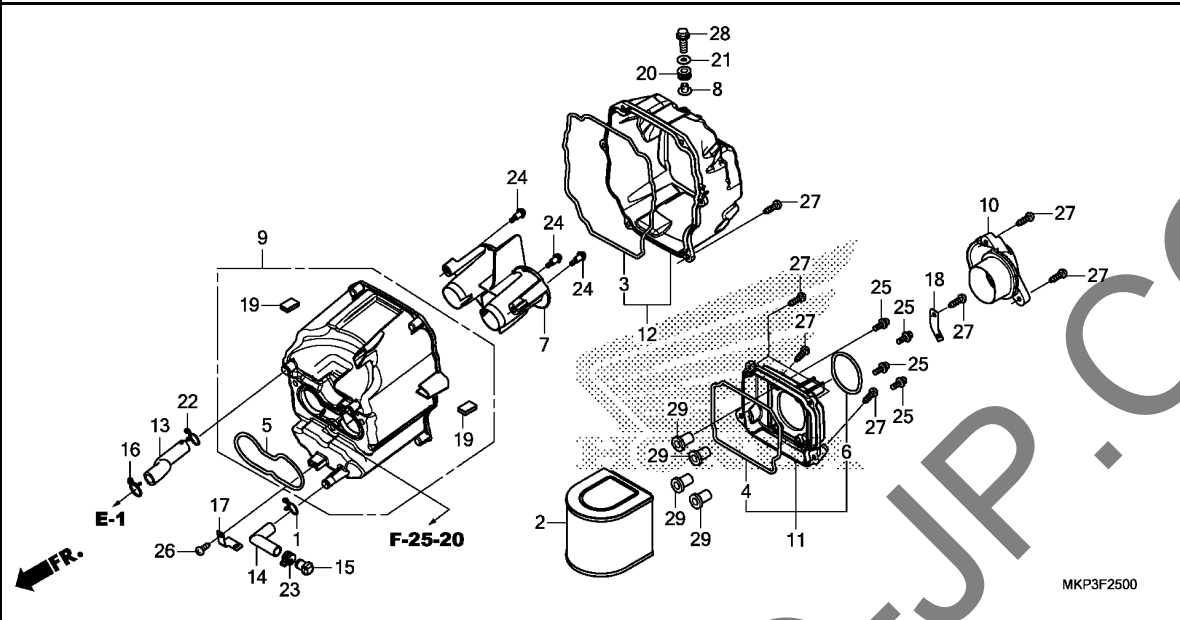
SIDE COVER/REAR COWL



Ref. No.	Part No.	Description	Reqd. QTY		Serial No.	Parts catalogue code
			CBR500 R K	RA K		
15	83620-MKP-J00	COVER ASSY., L. SIDE(B)	1	1		
16	90116-KOA-E11	RIVET, PUSH, 6MM	2	2		
17	90117-MGZ-J80	SCREW, PAN, 5X20	2	2		
18	90133-KPP-T00	SCREW, PAN, 6X14	3	3		
19	90156-GZ4-670	NUT, WELL, 5MM	2	2		
20	90683-GR1-003	CLIP, BODY COVER	2	2		
21	93903-24380	SCREW, TAPPING, 4X12	8	8		

F-25

AIR CLEANER

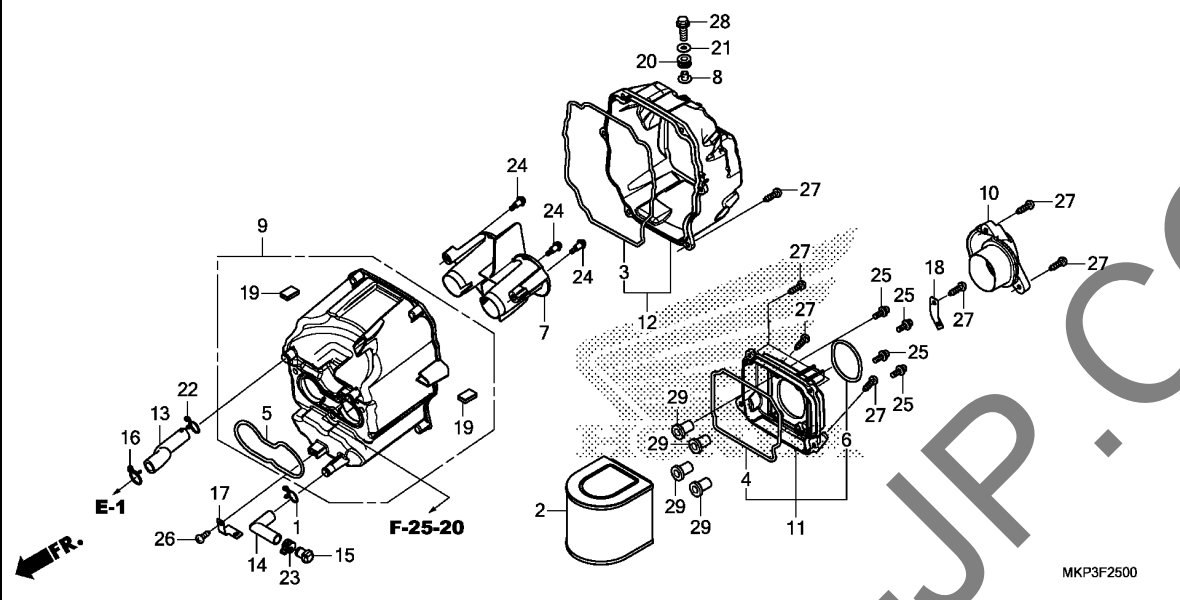


Ref. No.	L.O.N.	(Relative ref. Number) Description	F.R.T.
2		(4) ELEMENT, AIR CLEANER	0.3
7		312127 FUNNEL, AIR	1.1
9		(5) 3121A5 CASE, AIR CLEANER	1.1
10		(6,11) 312125 DUCT, AIR CLEANER	0.4
12		(3) 312102 COVER, AIR CLEANER CASE	1.1

Ref. No.	Part No.	Description	Reqd. QTY		Serial No.	Parts catalogue code
			CBR500	RA		
			R	K		
1	15771-KV6-000	CLIP, OIL DRAIN TUBE	1	1		
2	17211-MKP-J00	ELEMENT, AIR CLEANER	1	1		
3	17213-MKP-J00	SEAL, AIR CLEANER	1	1		
4	17214-MKP-J00	SEAL, AIR CLEANER LID	1	1		
5	17215-MGZ-D00	SEAL, THROTTLE BODY	1	1		
6	17216-MKP-J00	SEAL, AIR CLEANER DUCT	1	1		
7	17225-MKP-J00	FUNNEL, AIR	1	1		
8	17232-KYJ-900	COLLAR, AIR CLEANER MOUNTING	1	1		
9	17235-MKP-J00	CASE SUB ASSY., AIR CLEANER	1	1		
10	17240-MKP-J00	DUCT, AIR CLEANER	1	1		
11	17245-MKP-J00	LID SUB ASSY., AIR CLEANER ..	1	1		
12	17255-MKP-J00	COVER SUB ASSY., AIR CLEANER	1	1		
13	17265-MGZ-D00	TUBE, BREATHER	1	1		
14	17366-428-670	TUBE A, DRAIN	1	1		
15	17370-382-870	PLUG, BREATHER TUBE	1	1		
16	17724-102-700	CLIP, SUB TANK HOSE	1	1		
17	32150-MGZ-J00	STAY, ENGINE SUB HARNESS	1	1		
18	32207-MGZ-J00	STAY, HARNESS	1	1		
19	80109-KYJ-900	SPONGE, RUBBER	2	2		
20	83545-KCJ-690	RUBBER, SIDE COVER	1	1		
21	90538-KSH-900	WASHER, SPECIAL, 6MM	1	1		
22	90646-657-000	CLIP, AIR HOSE, 16MM	1	1		
23	91406-MS8-000	CLAMP, TUBE(D14.5)	1	1		
24	91508-MGP-D00	SCREW, PAN, 5MM	3	3		
25	93891-05016-08	SCREW-WASHER, 5X16	4	4		

F-25

AIR CLEANER



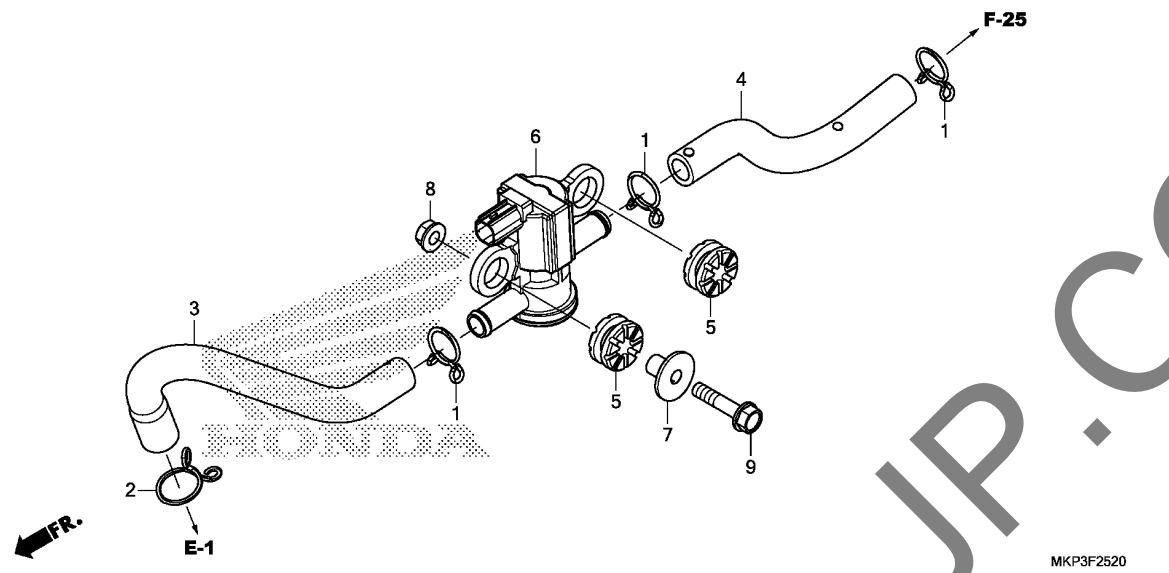
Ref. No.	Part No.	Description	Reqd. QTY		Serial No.	Parts catalogue code
			CBR500 R K	RA K		

26	93901-25320	SCREW, TAPPING, 5X16	1	1		
27	93903-25480	SCREW, TAPPING, 5X20	13	13		
28	96001-06020-04	BOLT, FLANGE, 6X20	1	1		
29	19619-ZM7-300	COLLAR, FAN COVER	4	4		

3

F-25-20

AIR INJECTION SOLENOID VALVE



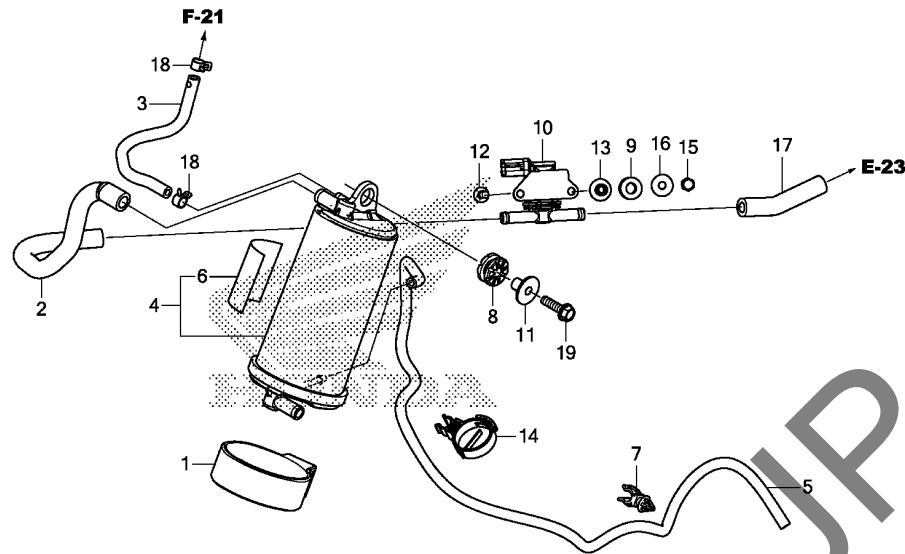
Ref. No.	L.O.N.	(Relative ref. Number) Description	F.R.T.
6	314130	VALVE, SECONDARY AIR CONTROL	0.8

MKP3F2520

Ref. No.	Part No.	Description	Reqd. QTY		Serial No.	Parts catalogue code
			CBR500 R	RA K		
1	15772-551-000	CLIP, BREATHER TUBE	3	3		
2	17369-KB4-670	CLIP, BREATHER TUBE	1	1		
3	18613-MGZ-J00	TUBE, AIR INJECTION SOLENOID	1	1		
4	18653-MGZ-D00	TUBE(AISV-AIR CLEANER)	1	1		
5	33115-KVK-900	RUBBER, HEADLIGHT	2	2		
6	36450-KVK-902	VALVE ASSY., AIR INJECTION SOLENOID	1	1		
7	61104-428-010	COLLAR, FR. FENDER(BLACK)	1	1		
8	94050-06080	NUT, FLANGE, 6MM	1	1		
9	95701-06028-08	BOLT, FLANGE, 6X28	1	1		

F-26

CANISTER



Ref. No.	L.O.N.	(Relative ref. Number) Description	F.R.T.
4	3141A4	CANISTER	0.3
10	3141A9	VALVE, PURGE CONTROL	1.0

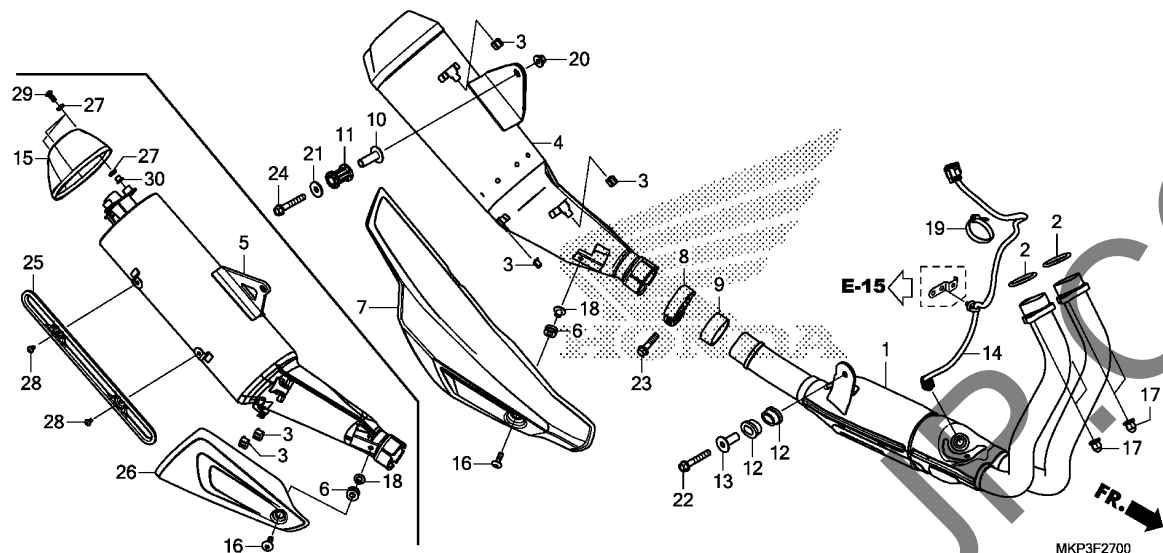
MKP3F2600

Ref. No.	Part No.	Description	Reqd. QTY		Serial No.	Parts catalogue code
			CBR500 R K	RA K		
1	17411-MGZ-A00	RUBBER, CANISTER MOUNTING	-	1	-----	ED,F0,KO
2	17414-MGZ-A00	TUBE(PCV-CANISTER)	-	1	-----	ED,F0,KO
3	17418-MGZ-T10	TUBE, CANISTER	-	1	-----	ED,F0,KO
4	17420-MJW-J01	CANISTER COMP.	-	1	-----	ED,F0,KO
5	17423-MKP-J00	TUBE, CANISTER DRAIN	-	1	-----	ED,F0,KO
6	17528-KCZ-930	TAPE B, TANK GUARD	-	1	-----	ED,F0,KO
7	17938-SEO-941	CLIP, THROTTLE WIRE	-	1	-----	ED,F0,KO
8	33115-KVK-900	RUBBER, HEADLIGHT	-	1	-----	ED,F0,KO
9	36037-MGZ-A00	RUBBER, PURGE CONTROL SOLENOID	-	2	-----	ED,F0,KO
10	36162-MKA-D81	VALVE, PURGE CONTROL SOLENOID	-	1	-----	ED,F0,KO
11	61104-428-010	COLLAR, FR. FENDER(WHITE)	-	1	-----	ED,F0,KO
12	90002-KWB-600	BOLT, FLANGE, 5X12	-	2	-----	ED,F0,KO
13	90505-MGZ-A00	COLLAR	-	2	-----	ED,F0,KO
14	91558-MKP-J01	CLIP, WATER HOSE	-	1	-----	ED,F0,KO
15	94021-05000-0S	NUT, CAP, 5MM	-	2	-----	ED,F0,KO
16	94103-05800	WASHER, PLAIN, 5MM	-	2	-----	ED,F0,KO
17	95001-75080-40	TUBE, FUEL, 7.3X80 (95001-75001-60M)	-	1	-----	ED,F0,KO
18	95002-40800-08	CLAMP, TUBE(D8)	-	2	-----	ED,F0,KO
19	95701-06022-08	BOLT, FLANGE, 6X22	-	1	-----	ED,F0,KO

3

F-27

EXHAUST MUFFLER



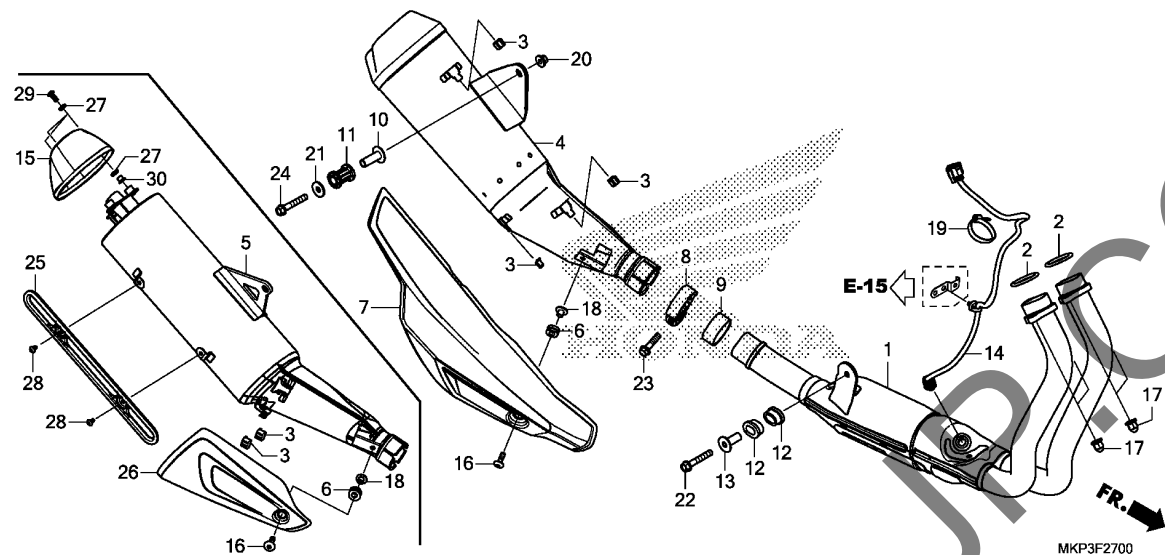
Ref. No.	L.O.N.	(Relative ref. Number) Description	F.R.T.
1	313110	PIPE, EXHAUST	0.6
2	3131B4	GASKET, EXHAUST PIPE	0.6
.NOTE: Same time for two units (5)			
4	313120	MUFFLER	0.2
7	4111X4	COVER, MUFFLER	0.1
9	3131C4	GASKET, MUFFLER	0.1
14	617121	SENSOR, OXYGEN	0.5
15	3131F2	CAP, MUFFLER END	0.1
25	313121	PROTECTOR, MUFFLER	0.1

Ref. No.	Part No.	Description	Reqd. QTY		Serial No.	Parts catalogue code
			CBR500			
			R	RA		
			K	K		
1	18150-MKP-J00	PIPE COMP., EX.	1	1	----- ED,IN,KO,MA,U	
	18150-MKP-F00	-	1	----- FO	
2	18291-MN4-920	GASKET, EX. PIPE	2	2		
3	18293-MN0-000	RUBBER, PROTECTOR	-	3		
			-	3	----- ED,IN,KO,MA,U	
			-	2	----- FO	
4	18310-MKP-J00	MUFFLER COMP.	1	1	----- ED,IN,KO,MA,U	
5	18310-MKP-F00	MUFFLER COMP.	-	1	----- FO	
6	18320-196-000	RUBBER A, PROTECTOR	1	1		
7	18350-MJW-J00	COVER, MUFFLER	1	1	----- ED,IN,KO,MA,U	
8	18376-413-000	BAND, L. RR. MUFFLER	1	1		
9	18391-MJW-J01	PACKING, MUFFLER	1	1		
10	18420-MGZ-J00	COLLAR, MUFFLER MOUNTING	1	1		
11	18421-MGZ-J00	RUBBER, MUFFLER MOUNTING	1	1		
12	18422-MGZ-J00	RUBBER, EX. PIPE MOUNTING	2	2		
13	18423-MGZ-J00	COLLAR, EX. PIPE MOUNTING	1	1		
14	36533-MKP-D01	SENSOR, AIR FUEL RATIO	1	1		
15	18315-MGZ-J00	CAP, MUFFLER TAIL	-	1	----- FO	
16	90118-MGZ-J00	SCREW, PAN, 6X20	1	1		
17	90304-KPH-700	NUT, HEX. CAP, 8MM	4	4		
18	90502-KGB-610	COLLAR, HEAD SIDE COVER	1	1		
19	90652-KT1-771	BAND, WIRE(BLACK)	1	1		
20	94050-08000	NUT, FLANGE, 8MM	1	1		
21	94103-08000	WASHER, PLAIN, 8MM	1	1		
22	95701-08050-00	BOLT, FLANGE, 8X50	1	1		



F-27

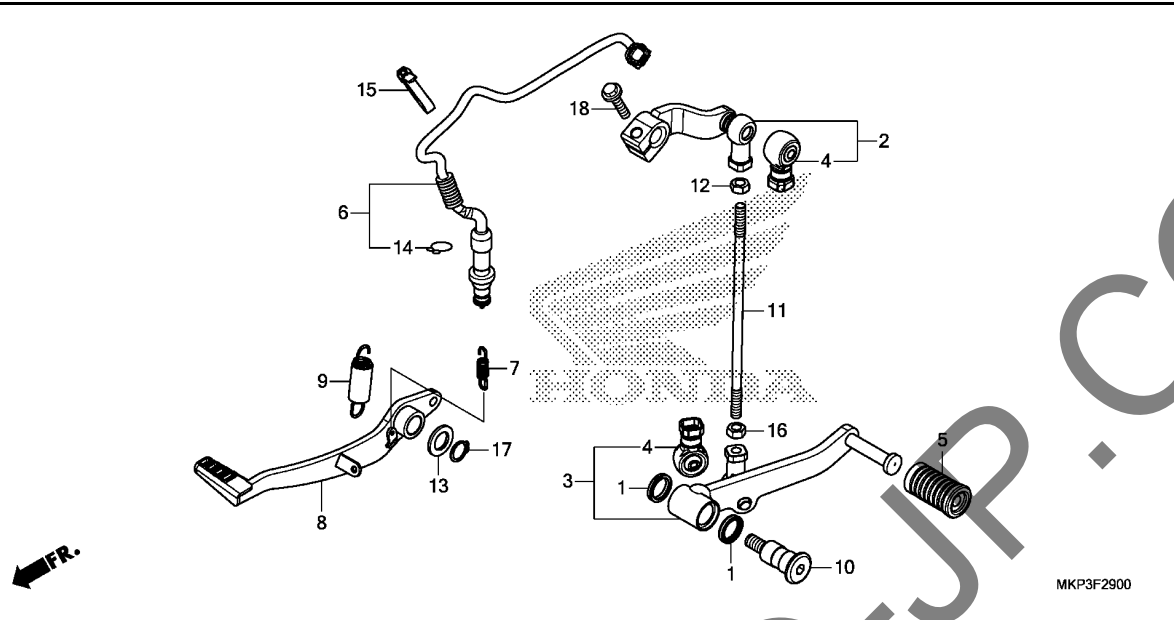
EXHAUST MUFFLER



Ref. No.	Part No.	Description	Reqd. QTY		Serial No.	Parts catalogue code
			CBR500 R K	RA K		
23	96400-08035-04	BOLT, FLANGE, 8X35	1	1		
24	96400-08050-00	BOLT, FLANGE, 8X50	1	1		
25	18319-KGF-900	GUARD, PROTECTOR	1	1		F0
26	18350-MGZ-J00	COVER, MUFFLER	1	1		F0
27	18365-MEE-D00	WASHER, RUBBER, 8.5X13X2.5	6	6		F0
28	90114-MFP-N00	BOLT, SPECIAL, 5X8	2	2		F0
29	90132-MFJ-D00	BOLT, SPECIAL, 6X18(SUS)	3	3		F0
30	90501-GN5-830	COLLAR, 8.5X7	3	3		F0

F-29

PEDAL



Ref. No.	L.O.N.	(Relative ref. Number) Description	F.R.T.
2	4101A2	ARM, GEAR CHANGE	0.1
3		(1)	
	4101A1	PEDAL, GEAR CHANGE	0.1
6	6151B5	SWITCH, REAR STOP :PEDAL SIDE	0.3
8	810160	PEDAL, REAR BRAKE	0.2
11	5101B5	ROD, CHANGE	0.1

FR.

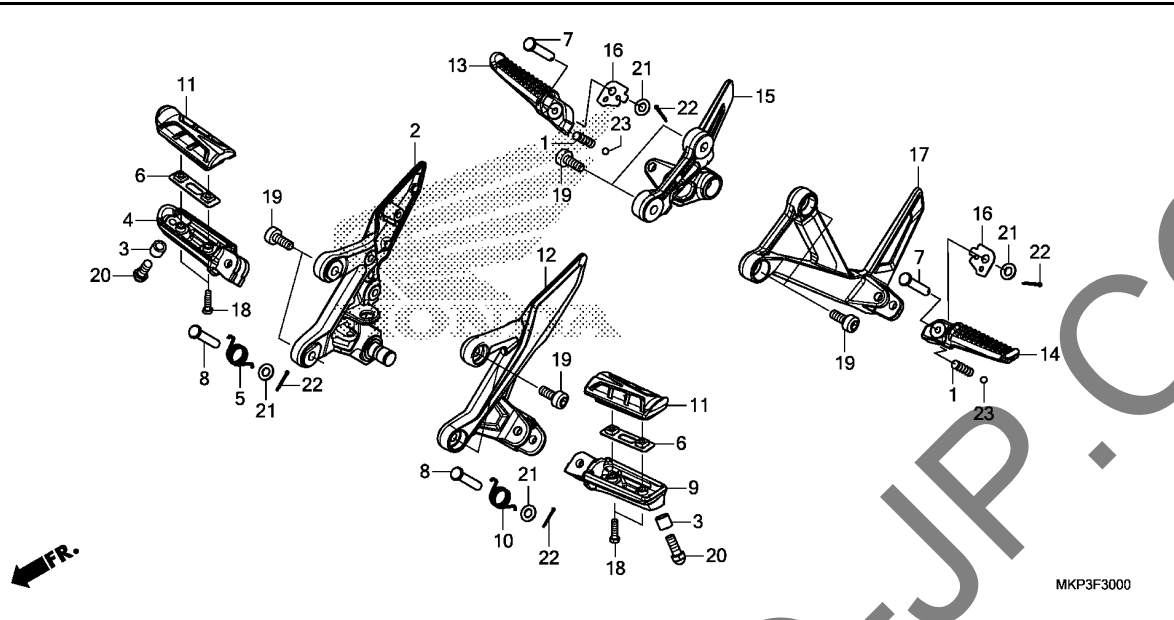
MKP3F2900

Ref. No.	Part No.	Description	Reqd. QTY		Serial No.	Parts catalogue code
			CBR500			
			R	RA		
			K	K		
1	24706-MK3-770	RUBBER, DUST SEAL	2	2		
2	24710-MGZ-J00	ARM COMP., GEAR CHANGE	1	1		
3	24720-MGZ-J00	PEDAL COMP., GEAR CHANGE	1	1		
4	24724-MBW-D21	COVER, DUST	2	2		
5	24781-KR3-770	RUBBER, GEAR CHANGE PEDAL	1	1		
6	35350-MKP-J01	SWITCH ASSY., RR. STOP	1	1		
7	35357-HPO-A00	SPRING, STOP SWITCH	1	1		
8	46500-KYJ-900	PEDAL COMP., RR. BRAKE	1	1		
9	46513-KYJ-900	SPRING ASSY., BRAKE PEDAL	1	1		
10	90113-MGZ-J00	BOLT, CHANGE PIVOT	1	1		
11	90165-MGZ-J00	BOLT, TIE ROD	1	1		
12	90301-MGZ-J00	NUT, SPECIAL, 6MM (LEFT HAND THREAD)	1	1		
13	90557-230-000	WASHER, 15.2X25	1	1		
14	90601-KAF-003	CLIP, SWITCH COVER	1	1		
15	90651-KV6-003	BAND, WIRE, 165MM(BLACK)	1	1		
16	94001-06070-0S	NUT, HEX., 6MM	1	1		
17	94511-15000	CIRCLIP, EXTERNAL, 15MM	1	1		
18	95701-06020-07	BOLT, FLANGE, 6X20	1	1		

3

F-30

STEP



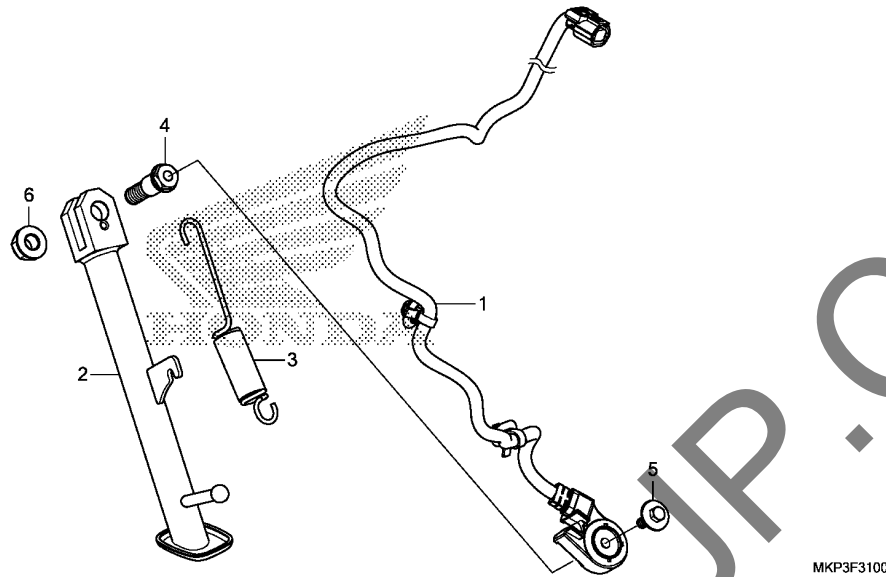
Ref. No.	L.O.N.	(Relative ref. Number) Description	F.R.T.
2	4101N2	HOLDER, STEP :RIGHT	0.6
4	4101C6	BAR, MAIN STEP :RIGHT	0.2
9	4101C5	BAR, MAIN STEP :LEFT	0.2
	4101J1	BAR, MAIN STEP :BOTH	0.3
11	4101D3	RUBBER, STEP :LEFT	0.1
	4101D4	RUBBER, STEP :RIGHT	0.1
	4101L8	RUBBER, STEP :BOTH	0.1
12	4101N1	HOLDER, STEP :LEFT	0.2
	4101N6	HOLDER, STEP :BOTH	0.8
13	4101C8	BAR, PILLION STEP :RIGHT	0.1
14	4101C7	BAR, PILLION STEP :LEFT	0.1
	4101P4	BAR, PILLION STEP :BOTH	0.2
15	4101D0	BRACKET, PILLION STEP :RIGHT ..	0.2
17	4101C9	BRACKET, PILLION STEP :LEFT ..	0.2
	4101K4	BRACKET, PILLION STEP :BOTH ..	0.4

Ref. No.	Part No.	Description	Reqd. QTY		Serial No.	Parts catalogue code
			CBR500 R K	RA K		
1	28333-300-000	SPRING, KICK STARTER STOPPER	2	2		
2	50600-MKP-J00	HOLDER, R. MAIN STEP	1	1		
3	50611-MJW-J00	COLLAR, 12.7X11	2	2		
4	50612-MM5-000	ARM, R. STEP	1	1		
5	50617-445-840	SPRING, R. STEP RETURN	1	1		
6	50619-MM5-000	PLATE, STEP SETTING	2	2		
7	50639-MFL-D20	PIN, STEP BAR	2	2		
8	50639-MLO-010	PIN, STEP BAR	2	2		
9	50642-MM5-000	ARM, L. STEP	1	1		
10	50644-445-840	SPRING, L. STEP RETURN	1	1		
11	50661-MJE-D00	RUBBER, MAIN STEP	2	2		
12	50700-MJW-J00	HOLDER, L. MAIN STEP	1	1		
13	50711-MGS-D30	ARM, R. PILLION STEP	1	1		
14	50712-MGS-D30	ARM, L. PILLION STEP	1	1		
15	50715-MJW-J00	HOLDER, R. PILLION STEP	1	1		
16	50718-MN8-000	PLATE, PILLION STEP CLICK ...	2	2		
17	50725-MJW-J00	HOLDER, L. PILLION STEP	1	1		
18	90115-MV9-000	BOLT, MAIN STEP RUBBER SETTING	4	4		
19	90116-MGZ-J00	BOLT, SOCKET, 8X22	8	8		
20	92501-08020-0A	BOLT, CAP, 8X20	2	2		
21	94102-08000	WASHER, PLAIN, 8MM	4	4		
22	94201-20150	PIN, SPLIT, 2.0X15	4	4		
23	96211-08000	BALL, STEEL, #8(1/4)	2	2		

3

F-31

SIDE STAND

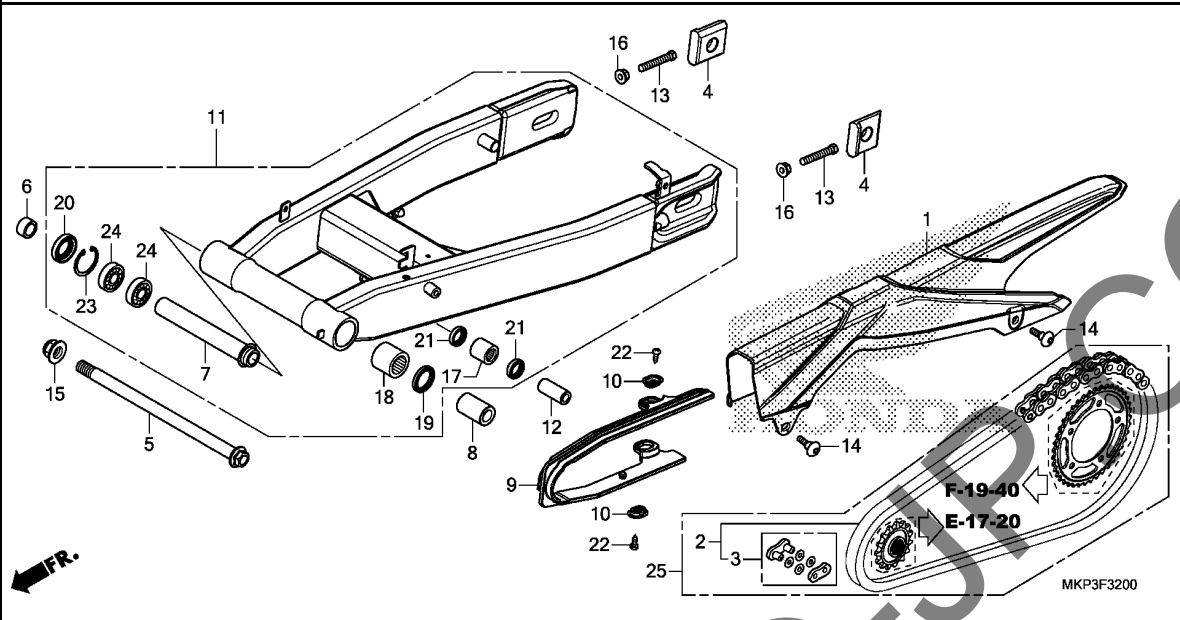


Ref. No.	L.O.N.	(Relative ref. Number) Description	F.R.T.
1	615195	SWITCH, SIDE STAND	0.5
2	410180	BAR, SIDE STAND	0.2
3	410182	SPRING, SIDE STAND	0.1

Ref. No.	Part No.	Description	Reqd. QTY		Serial No.	Parts catalogue code
			CBR500 R K	RA K		
1	35700-MKP-J01	SWITCH ASSY., SIDE STAND	1	1		
2	50530-MGZ-J00	BAR COMP., SIDE STAND	1	1		
3	50542-MV4-000	SPRING ASSY., SIDE STAND	1	1		
4	90108-KPP-860	BOLT, SIDE STAND PIVOT	1	1		
5	90132-KYJ-960	BOLT, SPECIAL, 6X16	1	1		
6	90304-KGH-901	NUT, U, 10MM	1	1		

F-32

SWINGARM



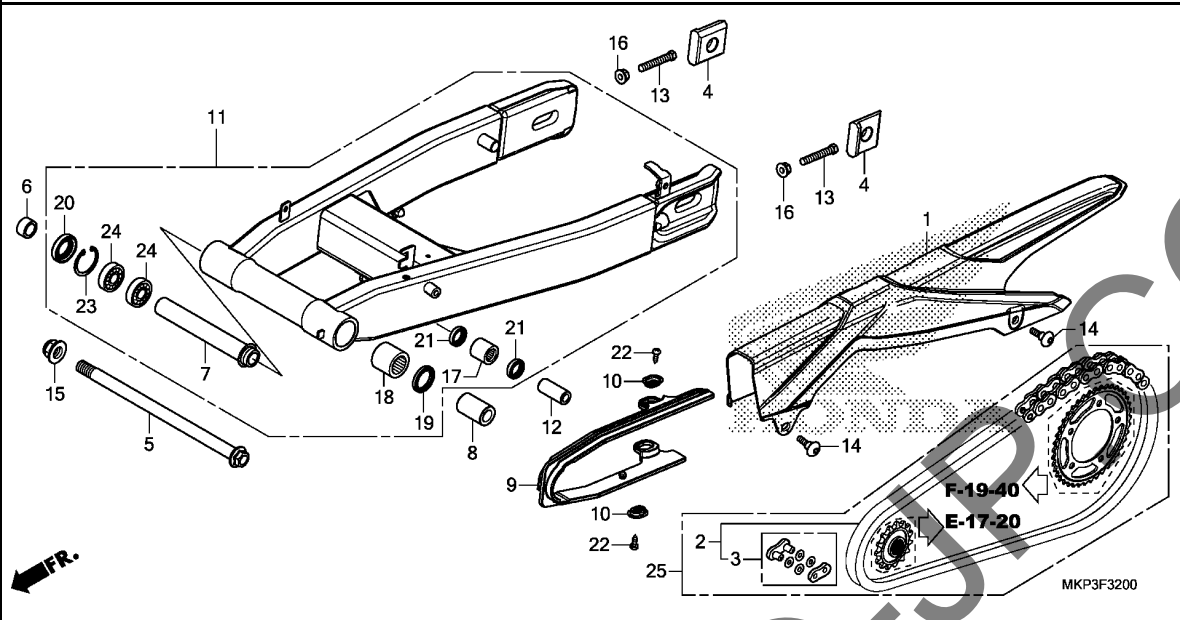
Ref. No.	L.O.N.	(Relative ref. Number) Description	F.R.T.
1	410195	CASE, DRIVE CHAIN	0.1
2	213165	CHAIN, DRIVE	0.5
9	4101E5	SLIDER, CHAIN	0.3
11	5121B0	SWINGARM ASSEMBLY	0.8
17	5121G9	BEARING, REAR CUSHION LINK PLATE	0.9
18	5121C8	BEARING, SWINGARM PIVOT :LEFT	1.1
24	5121C9	BEARING, SWINGARM PIVOT :RIGHT	0.9
		.NOTE: Same time for two units	
	5121D0	BEARING, SWINGARM PIVOT :BOTH	1.1
25	2131G4	CHAIN KIT, DRIVE	1.0

3

Ref. No.	Part No.	Description	Reqd. QTY		Serial No.	Parts catalogue code
			CBR500	RA		
			R	K		
1	40510-MJW-J00	CASE, DRIVE CHAIN	1	1		
2	40540-K87-A02	CHAIN, DRIVE(RK) (RK520KL02-120LJFZ)	1	1		
		(STANDARD LINK 112L)	1	1		
	40540-KYJ-902	CHAIN, DRIVE(DAIDO) (DID520VF-120ZB)	1	1		
		(STANDARD LINK 112L)	1	1		
3	40531-K87-A01	JOINT, DRIVE CHAIN(RK)	1	1		
	40545-KYJ-902	JOINT, DRIVE CHAIN(DAIDO) ...	1	1		
4	42305-MKP-J00	COLLAR, RR. AXLE	2	2		
5	52101-MGZ-J00	BOLT, SWINGARM PIVOT	1	1		
6	52105-MJ0-000	COLLAR B, RR. FORK PIVOT	1	1		
7	52141-MGZ-J00	COLLAR, CENTER PIVOT DISTANCE	1	1		
8	52143-MGZ-J00	COLLAR, L. PIVOT DISTANCE ...	1	1		
9	52170-MKP-J00	SLIDER, CHAIN	1	1		
10	52171-KR6-000	WASHER, CHAIN SLIDER	2	2		
11	52200-MKP-J00	SWINGARM SUB ASSY., RR.	1	1		
12	52463-MGZ-J00	COLLAR, CUSHION CONNECTING ROD	1	1		
13	90106-MCF-D00	BOLT, HEX., 8X50	2	2		
14	90115-MGZ-J00	SCREW, SPECIAL, 6X14	2	2		
15	90305-KCJ-951	NUT, U, 14MM(FUJI SEIMITSU) -	1	1		
16	90309-357-000	NUT, HEX., 8MM	2	2		
17	91071-KV3-005	BEARING, NEEDLE(KOYO)	1	1		
18	91071-MT7-003	BEARING, NEEDLE(NTN)	1	1		
19	91202-MAL-601	DUST SEAL, 25X33X4	1	1		
20	91213-MB2-006	DUST SEAL, 22X35X7(NOK)	1	1		

F-32

SWINGARM

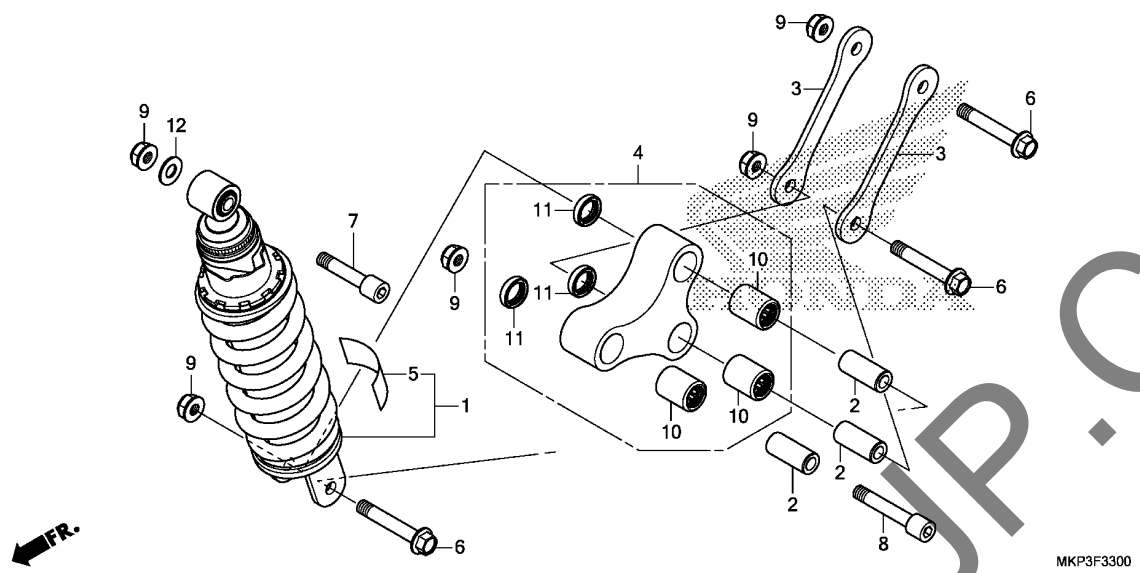


Ref. No.	Part No.	Description	Reqd. QTY		Serial No.	Parts catalogue code
			CBR500	RA		
			R	RA		
			K	K		
21	91262-KV3-831	DUST SEAL, 17X24X5(ARAI)	2	2		
22	93901-25280	SCREW, TAPPING, 5X12	2	2		
23	94520-35000	CIRCLIP, INTERNAL, 35MM	1	1		
24	96100-62020-10	BEARING, RADIAL BALL, 6202 ..	2	2		
25	06406-MKP-D00	CHAIN KIT, DRIVE(520-15&41T) (STANDARD LINK 112L)	-	1	----- ED	

3

F-33

REAR CUSHION



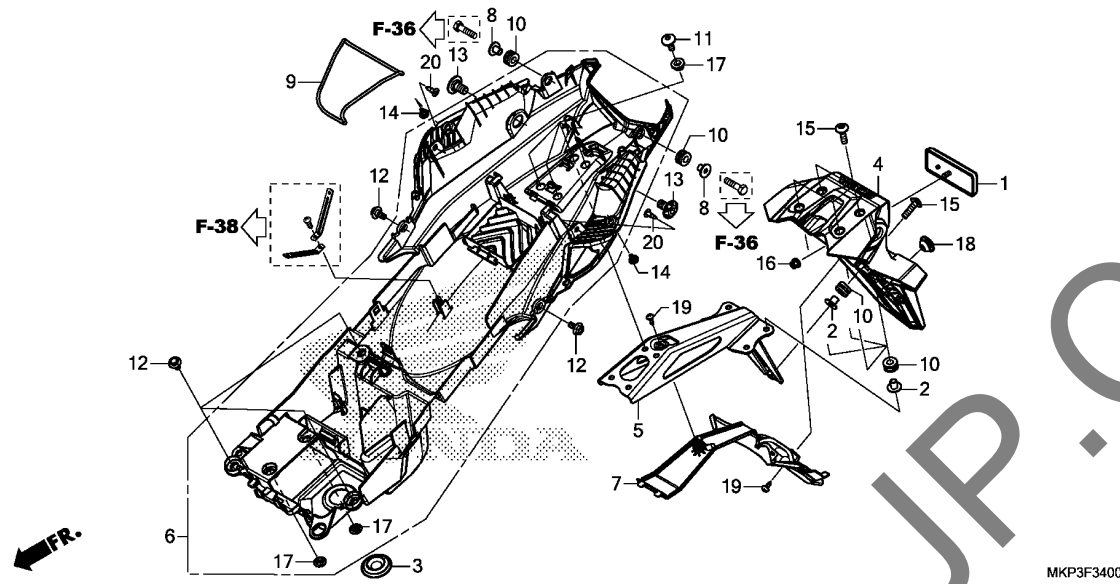
Ref. No.	L.O.N.	(Relative ref. Number) Description	F.R.T.
1	512115	CUSHION ASSY., REAR	0.7
3	5121C4	PLATE, REAR CUSHION LINK	0.3
.NOTE: Same time for two units			
4	512140	ARM, CUSHION	0.4
10	512146	BEARING, CUSHION ARM	0.6
	512146A	.Replace 1 bearing add	0.1

Ref. No.	Part No.	Description	Reqd. QTY		Serial No.	Parts catalogue code
			CBR500 R K	RA K		
1	52400-MKP-A01	CUSHION ASSY., RR. (SHOWA)	1	1	-----	MA
	52400-MKP-D01	1	1	-----	ED,FO,U
	52400-MKP-305	1	1	-----	IN
	52400-MKP-G01	1	1	-----	KO
2	52463-MGZ-J00	COLLAR, CUSHION CONNECTING ROD	3	3	-----	
3	52471-MKP-J00	PLATE, CUSHION CONNECTING ROD	2	2	-----	
4	52465-MKP-J00	ARM SUB ASSY., CUSHION	1	1	-----	
5	87516-MBL-610	LABEL, RR. DAMPER	1	1	-----	MA
	87516-MCA-G60	LABEL, RR. DAMPER (PICTOGRAPH)	1	1	-----	ED,FO,U
	87516-KZZ-L40	LABEL, RR. DAMPER (INDONESIAN)	1	1	-----	IN
	87516-KFK-750	LABEL, RR. DAMPER (KOREAN)	1	1	-----	KO
6	90121-MGZ-J00	BOLT, FLANGE, 10X62	3	3	-----	
7	90122-MGZ-J00	BOLT, SOCKET, 10X48	1	1	-----	
8	90123-MGZ-J00	BOLT, SOCKET, 10X58	1	1	-----	
9	90304-KGH-901	NUT, U, 10MM	5	5	-----	
10	91052-MGS-D31	BEARING, NEEDLE, 17X24X30	3	3	-----	
11	91262-KV3-831	DUST SEAL, 17X24X5 (ARAI)	3	3	-----	
12	94101-10800	WASHER, PLAIN, 10MM	1	1	-----	

3

F-34

REAR FENDER

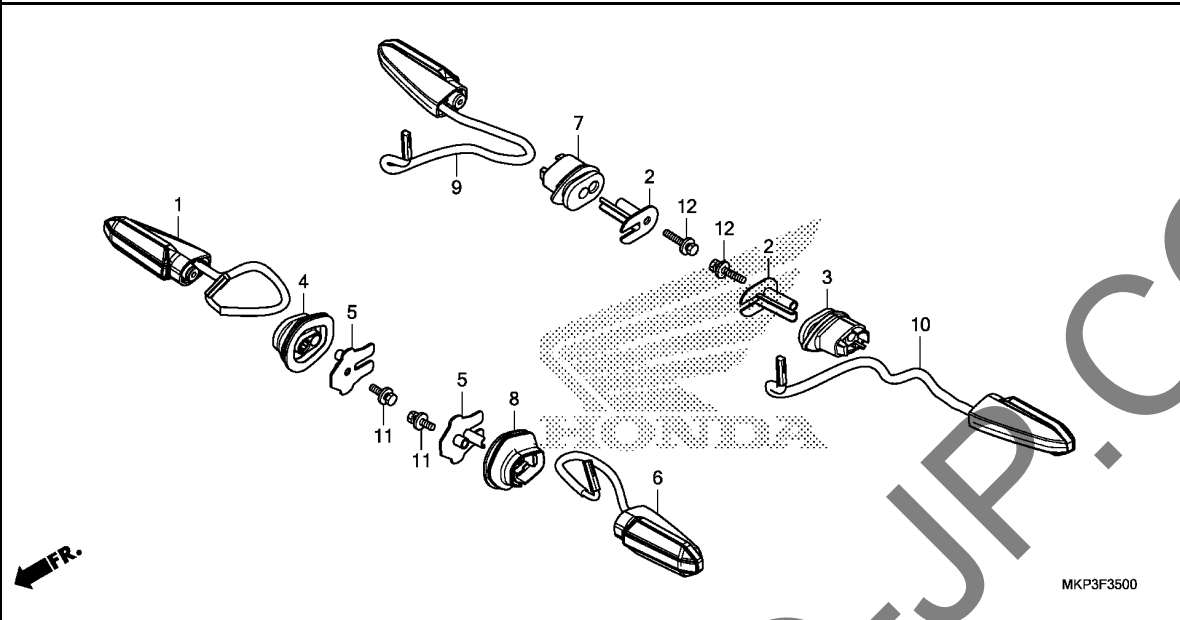


Ref. No.	L.O.N.	(Relative ref. Number) Description	F.R.T.
4	413105	FENDER A, REAR	0.3
5	4131M7	STAY, REAR FENDER	0.2
6	413110	FENDER B, REAR	1.7
7	413124	COVER, REAR UNDER	0.2

Ref. No.	Part No.	Description	Reqd. QTY		Serial No.	Parts catalogue code
			CBR500 R K	RA K		
1	33741-KPL-902	REFLECTOR, REFLEX	1	1		
2	61103-KRY-900	COLLAR A, FR. FENDER (FOR RR.)	5	5		
3	64285-MKP-J00	GROMMET, INNER PANEL	1	1		
4	80100-MKP-D00ZA	FENDER SET A, RR.(WL) *TYPE1*	1	1	-----	ED,KO,MA,U
	80100-MKP-A00ZA	*TYPE1*	1	1	-----	FO,IN
5	80102-MJW-J00	BRACKET COMP., FENDER A	1	1		
6	80104-MKP-J00	FENDER ASSY. B, RR.	1	1		
7	80106-MJW-J00	COVER, RR. FENDER	1	1		
8	80113-MGZ-J00	COLLAR, TAILLIGHT	2	2		
9	80123-GN5-900	BAND, TOOL	1	1		
10	83545-KCJ-690	RUBBER, SIDE COVER	7	7		
11	90107-K26-900	BOLT, SPECIAL, 6X16	4	4		
12	90111-187-000	BOLT, FLANGE, 6MM	5	5		
13	90115-MKP-J00	BOLT, SPECIAL, 10X16	2	2		
14	90116-KOA-E11	RIVET, PUSH, 6MM	2	2		
15	90130-MKP-J00	SCREW, PAN, 6X22	5	5		
16	90301-KWN-901	NUT, U, 5MM	1	1		
17	90503-MJE-D40	COLLAR, MOUNTING	6	6		
18	90852-KPP-T00	PLUG, HOLE	-	1	-----	FO,IN
19	93903-24380	SCREW, TAPPING, 4X12	2	2		
20	90116-SPO-003	CLIP, BUMPER SEAL	2	2		

F-35

WINKER



Ref. No.	L.O.N.	(Relative ref. Number) Description	F.R.T.
1	6161C4	WINKER :RIGHT FRONT	0.7
6	6161C3	WINKER :LEFT FRONT	0.7
	6161C5	WINKER :BOTH FRONT	0.8
9	6161C7	WINKER :RIGHT REAR	0.3
10	6161C6	WINKER :LEFT REAR	0.3
	6161C8	WINKER :BOTH REAR	0.4

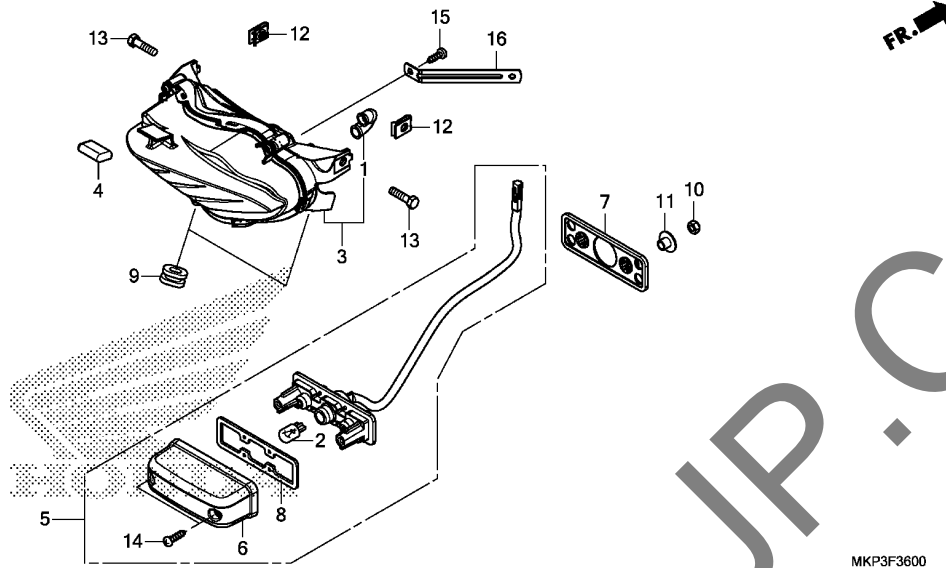
MKP3F3500

Ref. No.	Part No.	Description	Reqd. QTY		Serial No.	Parts catalogue code
			CBR500			
			R	RA		
			K	K		
1	33400-MKH-D01	WINKER ASSY., R. FR.	1	1		
2	33411-MKK-A00	COLLAR, WINKER	2	2		
3	33412-MKK-A00	RUBBER, R. WINKER MOUNTING (L. SIDE)	1	1		
4	33412-MKP-J00	RUBBER, R. WINKER MOUNTING	1	1		
5	33415-MKP-J00	COLLAR, WINKER	2	2		
6	33450-MKH-D01	WINKER ASSY., L. FR.	1	1		
7	33452-MKK-A00	RUBBER, L. WINKER MOUNTING (R. SIDE)	1	1		
8	33452-MKP-J00	RUBBER, L. WINKER MOUNTING	1	1		
9	33600-MKP-D01	WINKER ASSY., R. RR.	1	1		
10	33650-MKP-D01	WINKER ASSY., L. RR.	1	1		
11	93411-05020-08	BOLT-WASHER, 5X20	2	2		
12	93411-05040-08	BOLT-WASHER, 5X40	2	2		

3

F-36

TAILLIGHT

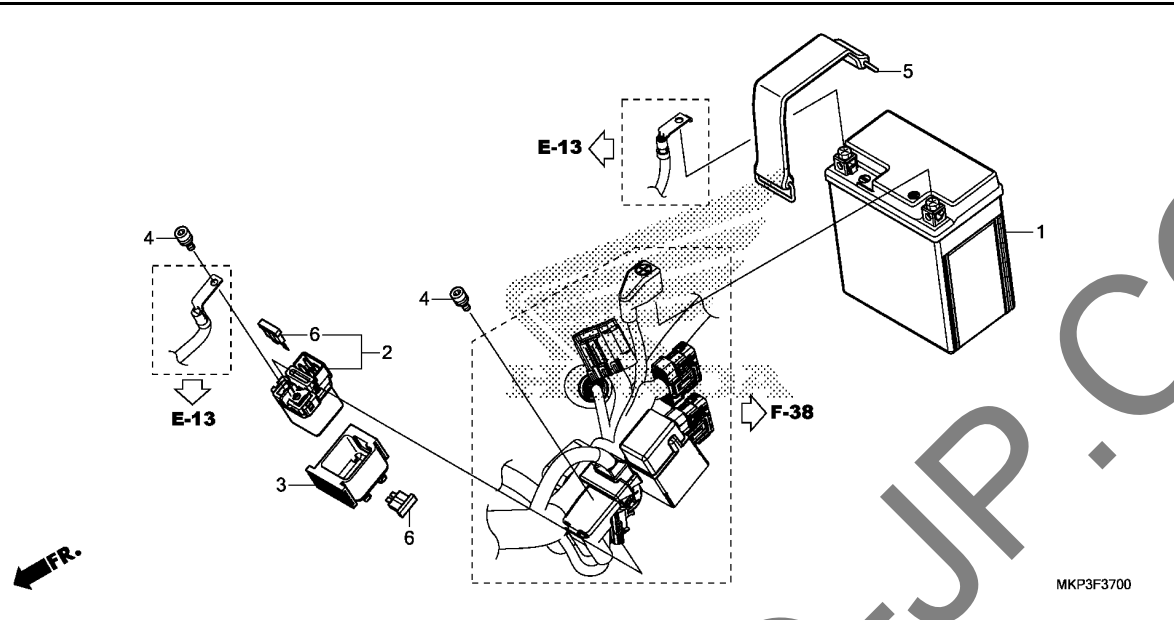


Ref. No.	L.O.N.	(Relative ref. Number) Description	F.R.T.
2		(6,8)	
2	6161F3	BULB, LICENSE LIGHT	0.1
3	6161D5	TAILLIGHT UNIT	0.6
5		(7)	
5	6161D8	LIGHT, LICENSE	0.3

Ref. No.	Part No.	Description	Reqd. QTY		Serial No.	Parts catalogue code
			CBR500 R K	RA K		
1	33113-MJW-J80	TUBE, VENT	1	1		
2	33301-SAO-741	BULB(12V 5W)(STANLEY)	1	1		
3	33701-MJW-J82	TAILLIGHT UNIT	1	1		
4	33706-MFN-D00	SUSPENSION, TAILLIGHT	1	1		
5	33720-MJW-J01	LIGHT ASSY., LICENSE(12V 5W) (STANLEY)	1	1		
6	33722-KWN-901	COVER COMP., LICENSE	1	1		
7	33728-KPP-T00	RUBBER, LICENSE LIGHT	1	1		
8	33729-MCZ-003	PACKING, LENS	1	1		
9	83545-KCJ-690	RUBBER, SIDE COVER	2	2		
10	90302-KVB-T01	NUT, U, 5MM	2	2		
11	90505-MGZ-A00	COLLAR	2	2		
12	90677-KAN-T00	NUT, CLIP, 5MM	2	2		
13	92101-05020-0A	BOLT, HEX., 5X20	2	2		
14	93901-24480	SCREW, TAPPING, 4X16	2	2		
15	93903-24380	SCREW, TAPPING, 4X12	1	1		
16	94591-49000	CLIP, 4X90	1	1		

F-37

BATTERY



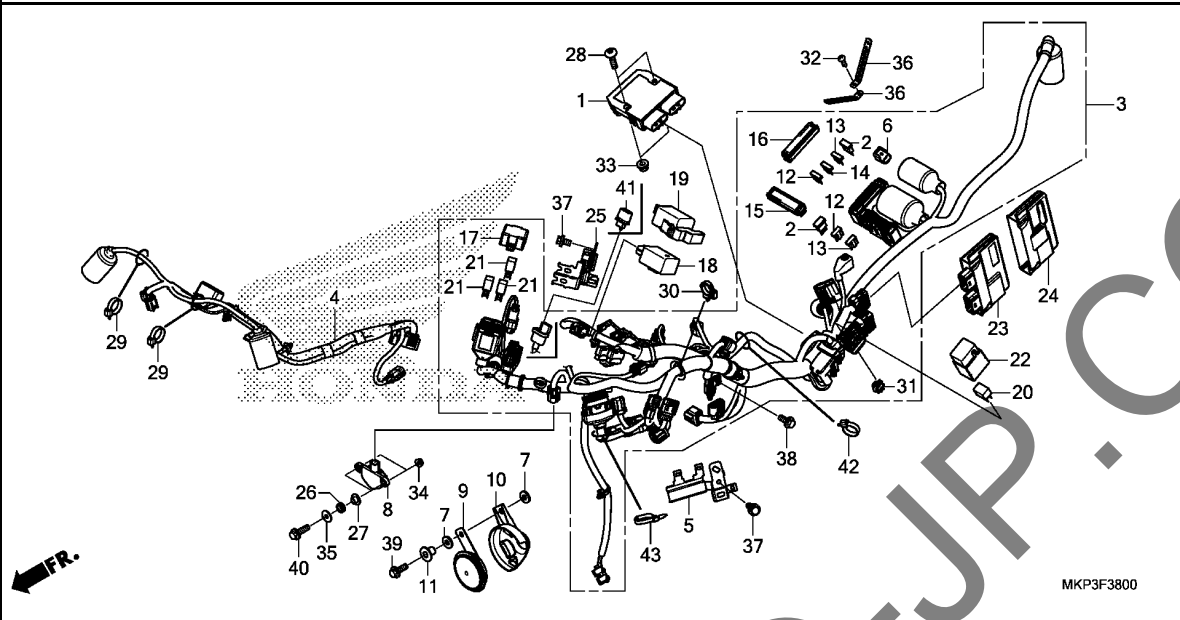
Ref. No.	L.O.N.	(Relative ref. Number) Description	F.R.T.
1	610100	BATTERY	0.2
2	615113	SWITCH, STARTER MAGNETIC	0.3

3

Ref. No.	Part No.	Description	Reqd. QTY		Serial No.	Parts catalogue code
			CBR500 R K	RA K		
1	31500-KZZ-J81	BATTERY (YTZ8V) (YUASA)	1	1	-----	ED, F0, MA, U
	31500-KZZ-L41	1	1	-----	IN
	31500-KZZ-L61	1	1	-----	KO
2	35850-MT4-003	SWITCH ASSY., STARTER MAGNETIC	1	1		
3	35856-MGZ-B00	RUBBER, SHOCK	1	1		
4	90111-MR5-000	BOLT, SOCKET, 5X9	2	2		
5	95012-17001	BAND F, BATTERY (155MM)	1	1		
6	98200-33000	FUSE, BLADE (30A)	2	2		

F-38

WIRE HARNESS



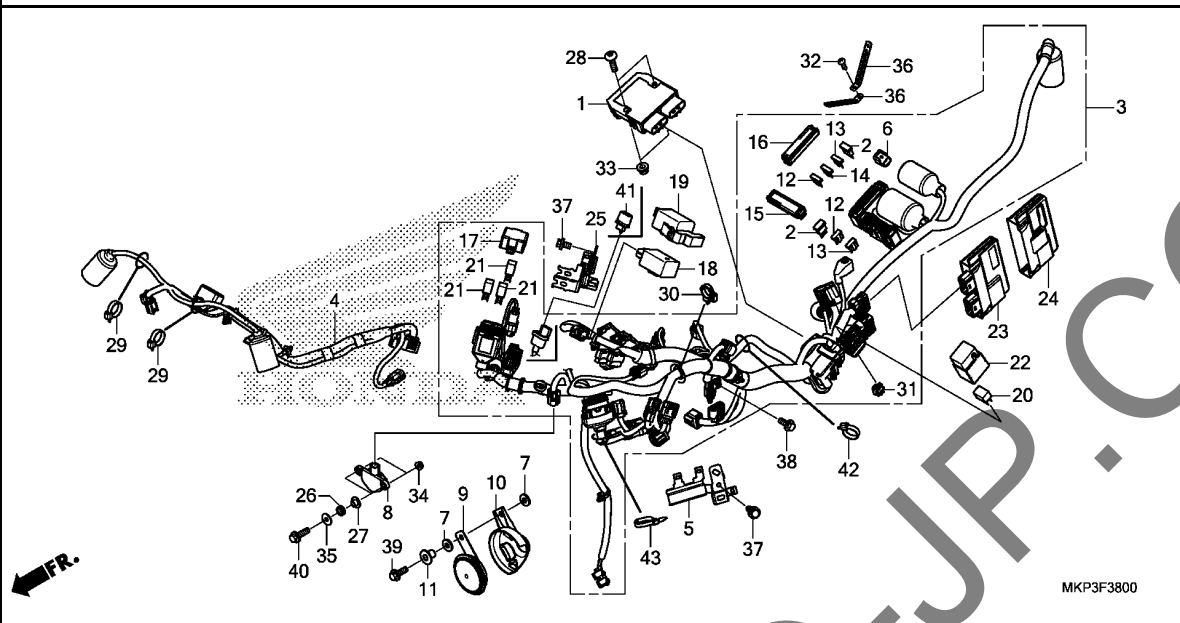
Ref. No.	L.O.N.	(Relative ref. Number) Description	F.R.T.
1	6131B2	RECTIFIER, REGULATE	1.9
2	6131B4	DIODE, THREE WAY	0.2
	6131B4A	.Replace 1 diode add	0.1
3	611100	HARNESS, WIRE	2.4
	611100B	.ABS add	0.3
4	6111D7	SUB HARNESS, FRONT	0.9
8	617125	SENSOR, BANK ANGLE	1.0
9	616169	HORN	0.2
18		(41)	
	6111C3	RELAY, WINKER	0.6
20	6111H0	RELAY, FI IGNITION	0.2
21	6111B6	RELAY, ENGINE STOP	0.3
	6111D9	RELAY, FAN CONTROL	0.3
	6111G1	RELAY, FUEL PUMP	0.3
23	618135	ENGINE CONTROL MODULE(ECM) ...	0.3

Ref. No.	Part No.	Description	Reqd. QTY		Serial No.	Parts catalogue code
			CBR500 R K	RA K		
1	31600-MKN-D51	RECTIFIER ASSY., REGULATOR ..	1	1		
2	31730-MAS-601	DIODE ASSY., THREE WAY (SUMITOMO)	2	2		
3	32100-MKP-M10	HARNESS, WIRE	1	-		
	32100-MKP-T00	-	1	----- ED,FO	
	32100-MKP-M00	-	1	----- IN,MA,U	
	32100-MKP-G00	-	1	----- KO	
4	32103-MKP-T00	SUB HARNESS, FR.	1	1		
5	32206-MGZ-J00	STAY, COUPLER	1	1		
6	32606-MKK-H11	CAP, DUMMY(6P)(RED)	1	1		
7	33714-KL3-620	RUBBER, TAILLIGHT BRACKET	2	2		
8	35160-MGS-D31	SENSOR ASSY., BANK ANGLE	1	1		
9	38110-MGZ-J01	HORN COMP.(HIGH)	1	1	----- ED,IN,KO,MA,U	
	38110-MJW-F31	-	1	----- FO	
10	38111-MGZ-J00	HEAT GUARD, HORN	1	1		
11	38117-MGZ-J00	COLLAR, HORN SETTING	1	1		
12	38221-SNA-A31	FUSE, BLADE(7.5A)	6	7		
13	38221-SNA-A51	FUSE, BLADE(15A)	3	3		
14	38221-SNA-A81	FUSE, BLADE(30A)	-	3		
15	38255-MKP-T00	COVER COMP., UPPER	1	1		
16	38256-MKP-A10	COVER COMP., UPPER	1	-		
	38256-MKP-T00	-	1		
17	38281-MGZ-J01	COVER, RELAY BOX	1	1		
18	38301-MKJ-D01	RELAY COMP., WINKER(LED)	-	1	----- ED,FO,IN,MA,U	
19	38306-MKP-D00	SUSPENSION, WINKER RELAY	-	1	----- ED,FO,IN,MA,U	



F-38

WIRE HARNESS

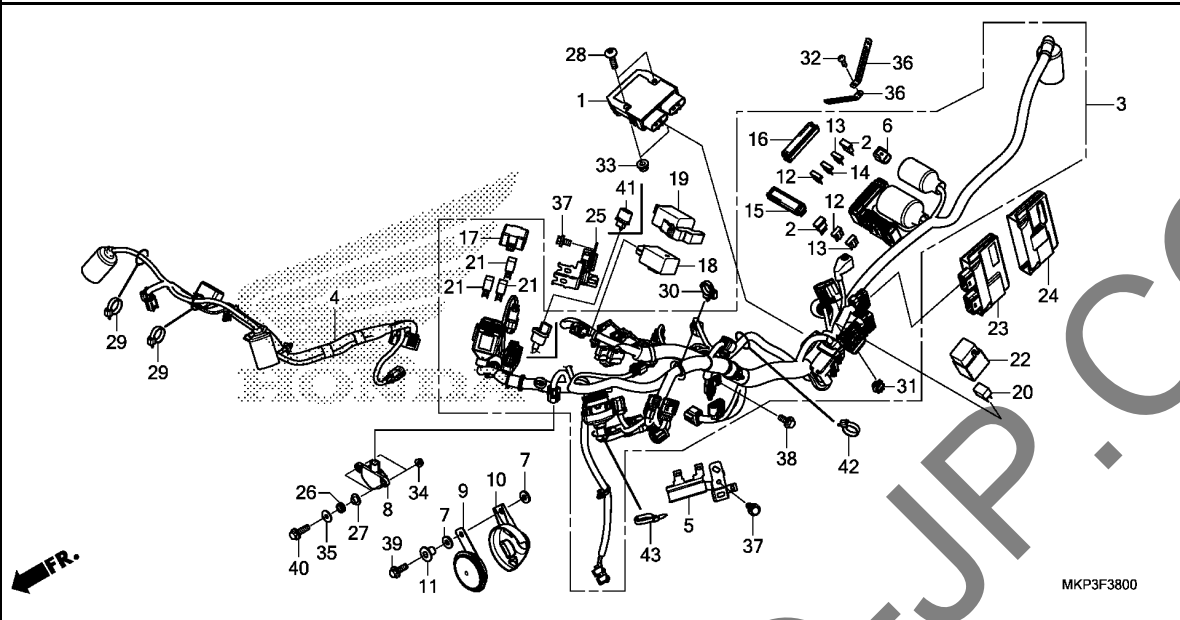


Ref. No.	Part No.	Description	Reqd. QTY		Serial No.	Parts catalogue code
			CBR500	RA		
			R	K		
20	38501-KWN-901	RELAY COMP., POWER (MICRO ISO 4P)(OMRON)	1	1		
21	38501-MEL-003	RELAY ASSY., POWER (MICRO ISO 4P)	3	3		
22	38506-KZZ-900	COVER, RELAY(2P)	1	1		
23	38770-MKP-M01	PGM-FI UNIT	1	1	-----	MA,U
	38770-MKP-D01		1	1	-----	ED
	38770-MKP-F01		1	1	-----	FO
	38770-MKP-N01		1	1	-----	IN
	38770-MKP-G01		1	1	-----	KO
24	38774-MKP-D00	CUSHION, PGM-FI UNIT	1	1		
25	50194-MJW-J00	STAY, RELAY BOX	1	1		
26	64535-MFJ-D00	RUBBER, SIDE COVER	2	2		
27	90129-MGZ-J00	COLLAR, BANK ANGLE SENSOR	2	2		
28	90135-K87-A00	SCREW, PAN, 6X25	2	2		
29	90650-KV6-003	BAND, WIRE, 95MM	2	2		
30	90652-HC4-003	CLAMP, HARNESS	1	1		
31	91535-STK-003	CLIP, COUPLER(DARK BLUE)	1	1		
32	93903-24380	SCREW, TAPPING, 4X12	1	1		
33	94050-06070	NUT, FLANGE, 6MM	2	2		
34	94050-06080	NUT, FLANGE, 6MM	2	2		
35	94103-06800	WASHER, PLAIN, 6MM	2	2		
36	94591-49000	CLIP, 4X90	2	2		
37	95701-06010-00	BOLT, FLANGE, 6X10	2	2		
38	95701-06014-08	BOLT, FLANGE, 6X14	1	1		

3

F-38

WIRE HARNESS

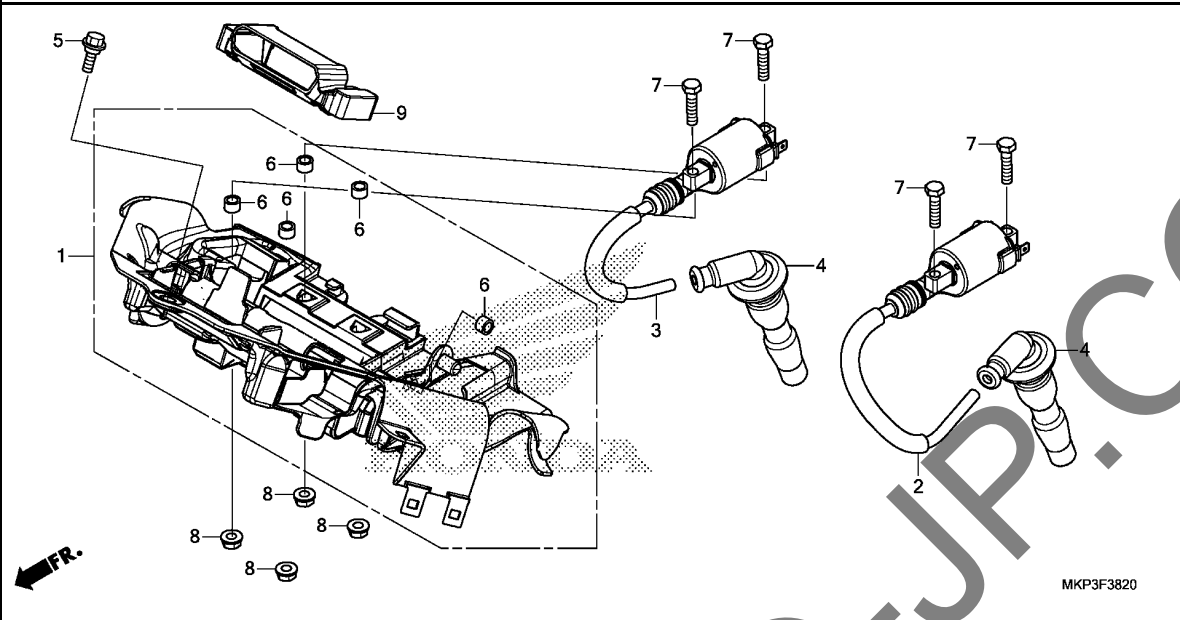


Ref. No.	Part No.	Description	Reqd. QTY		Serial No.	Parts catalogue code
			CBR500 R K	RA K		
39	95701-06020-07	BOLT, FLANGE, 6X20	1	1		
40	95701-06022-08	BOLT, FLANGE, 6X22	2	2		
41	38301-KZZ-J01	RELAY COMP., WINKER(LED)	1	-		
42	90650-KV6-003	BAND, WIRE, 95MM	1	-		----- K0
43	90651-KV6-003	BAND, WIRE, 165MM(BLACK)	1	1		----- IN,MA,U

3

F-38-20

IGNITION COIL



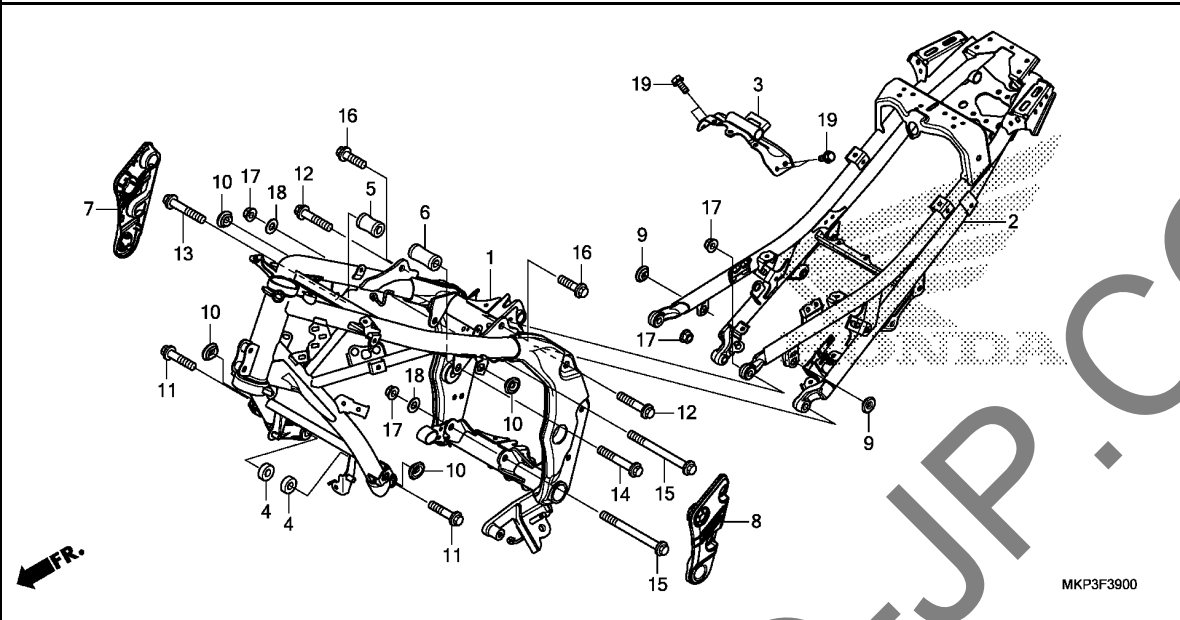
Ref. No.	L.O.N.	(Relative ref. Number) Description	F.R.T.
1	6181C4	TRAY, CONTROL UNIT	0.8
2	6141C8	COIL, IGNITION :LEFT	1.0
3	6141C9	COIL, IGNITION :RIGHT	1.0
	6141A5	COIL, IGNITION :FOR 1 VEHICLE	1.2
4	6141E3	CAP, NOISE SUPPRESSOR	0.9
	6141E4	CAP, NOISE SUPPRESSOR :FOR 1 VEHICLE	1.0

3

Ref. No.	Part No.	Description	Reqd. QTY		Serial No.	Parts catalogue code
			CBR500	R		
1	19125-MGZ-J00	TRAY, IGNITION COIL	1	1		
2	30510-MGZ-J01	COIL COMP., L. IGNITION	1	1		
3	30520-MGZ-J01	COIL COMP., R. IGNITION	1	1		
4	30700-MGZ-J01	CAP ASSY., NOISE SUPPRESSOR	2	2		
5	90111-162-000	BOLT, FLANGE, 6MM	1	1		
6	90312-GFM-970	COLLAR, BODY COVER	5	5		
7	92101-06025-0A	BOLT, HEX., 6X25	4	4		
8	94050-06080	NUT, FLANGE, 6MM	4	4		
9	38774-MGZ-J00	CUSHION, PGM-FI UNIT	1	-		
			1	-	----- K0	

F-39

FRAME BODY

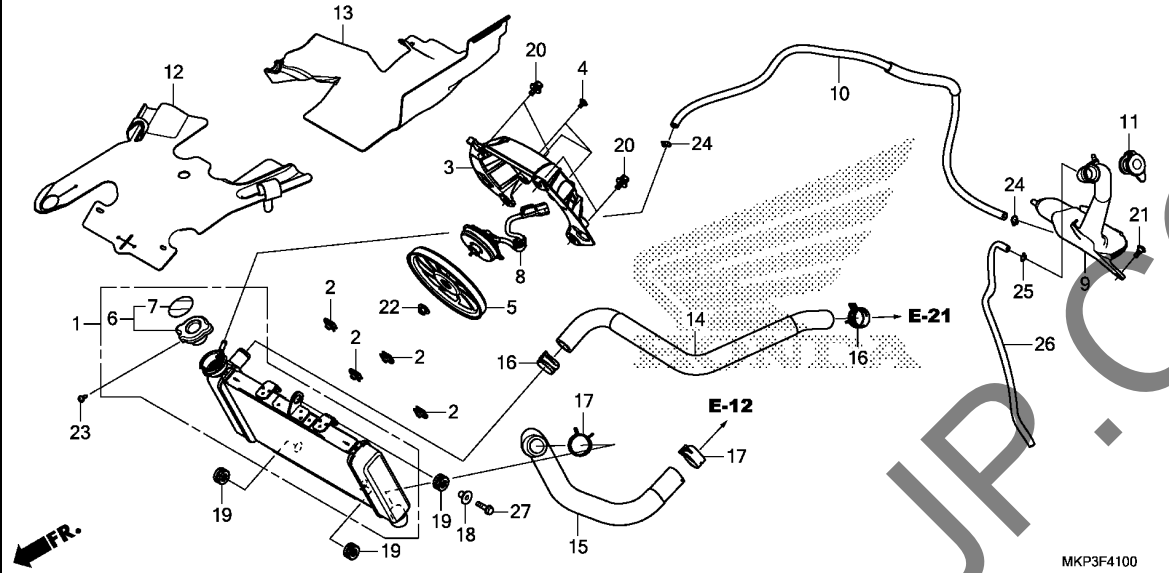


Ref. No.	L.O.N.	(Relative ref. Number) Description	F.R.T.
1	410100	BODY, FRAME -INCLUDES: Engine removal and installation	7.2
	410100B	ABS add	0.7
2	410157	SEAT RAIL	2.1
3	3101B1	STAY, FUEL TANK REAR	0.7
7	4101C2	COVER, PIVOT PLATE :RIGHT	0.1
8	4101C1	COVER, PIVOT PLATE :LEFT	0.1
	4101M5	COVER, PIVOT PLATE :BOTH	0.1

Ref. No.	Part No.	Description	Reqd. QTY	Serial No.	Parts catalogue code
			CBR500 R RA K K		
1	50100-MKP-C00ZA	BODY COMP., FRAME *NH303M*			
		MAT AXIS GRAY METALLIC	1 1	-----	IN,MA,U
	50100-MKP-J00ZA	*NH303M*			
		MAT AXIS GRAY METALLIC	- 1	-----	ED,F0,K0
2	50240-MKP-J00ZA	RAIL COMP., SEAT *NH303M*			
		MAT AXIS GRAY METALLIC	1 1		
3	50295-MGZ-J00	BRACKET COMP., FUEL TANK	1 1		
4	50351-MGZ-J01	COLLAR A, ENGINE HANGER	2 2		
5	50353-MGZ-J00	COLLAR B, R. ENGINE HANGER	1 1		
6	50354-MGZ-J00	COLLAR B, L. ENGINE HANGER	1 1		
7	50401-MJW-J00	COVER, R. PIVOT	1 1		
8	50451-MJW-J00	COVER, L. PIVOT	1 1		
9	83551-376-000	GROMMET, SIDE COVER	2 2		
10	83551-GE2-000	GROMMET, AIR CLEANER CASE	4 4		
11	90101-MGZ-J00	BOLT, FLANGE, 10X40	2 2		
12	90101-MKP-J00	BOLT, FLANGE, 10X52	2 2		
13	90102-MGZ-J00	BOLT, FLANGE, 10X65	1 1		
14	90103-MGZ-J00	BOLT, FLANGE, 10X75	1 1		
15	90104-KYJ-900	BOLT, FLANGE, 10X146	2 2		
16	90168-S2A-010	BOLT, FLANGE, 10X35	2 2		
17	94050-10000	NUT, FLANGE, 10MM	4 4		
18	94101-10800	WASHER, PLAIN, 10MM	2 2		
19	95701-06014-08	BOLT, FLANGE, 6X14	4 4		

F-41

RADIATOR



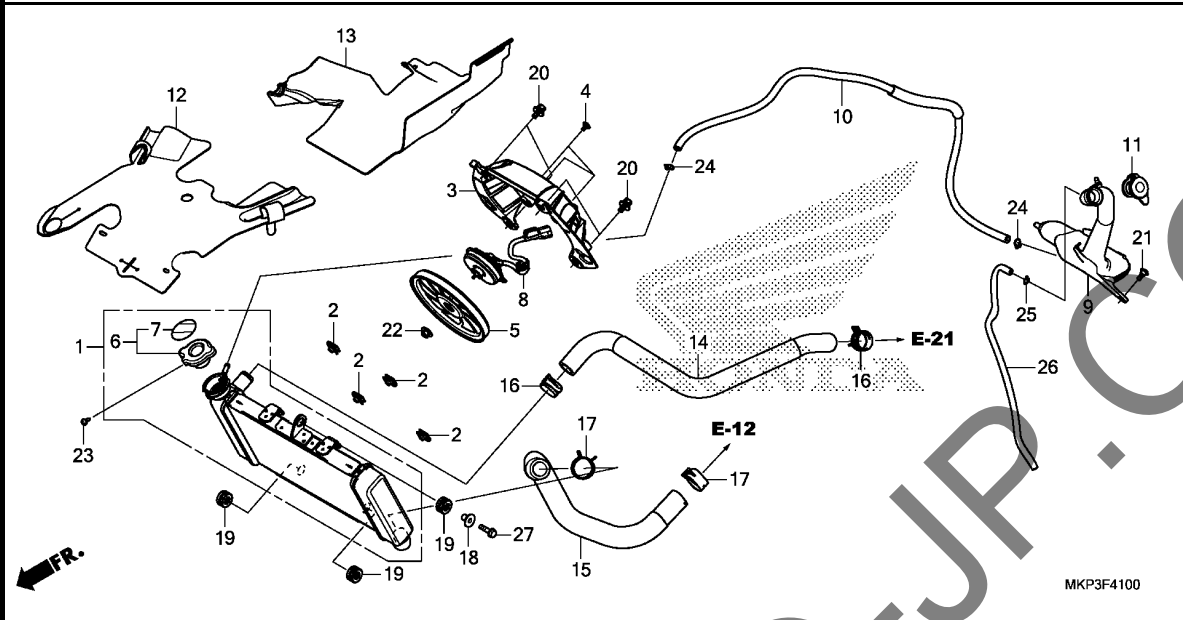
Ref. No.	L.O.N.	(Relative ref. Number) Description	F.R.T.
1	1151C3	RADIATOR	0.8
3	115125	SHROUD, RADIATOR	0.9
5	1151A6	FAN, COOLING	0.9
6	1151B8	CAP, RADIATOR	0.3
8	1151A7	MOTOR, FAN	1.0
9	115110	TANK, RADIATOR RESERVE	0.8
10	1151E5	TUBE, RADIATOR RESERVE TANK ..	0.4
14	115103	HOSE, RADIATOR :UPPER	1.0
15	115104	HOSE, RADIATOR :LOWER	0.7

3

Ref. No.	Part No.	Description	Reqd. QTY		Serial No.	Parts catalogue code
			CBR500 R K	RA K		
1	19010-MKP-A01	RADIATOR COMP.	1	1	-----	MA,U
	19010-MKP-D01	-	1	-----	ED,FO
	19010-MKP-T01	-	1	-----	IN
	19010-MKP-G01	-	1	-----	KO
2	19014-KEA-003	NUT, SETTING(6MM)	4	4	-----	
3	19015-MGZ-J01	SHROUD COMP.	1	1	-----	
4	19016-KEA-003	SCREW, PAN, 4X8.5	3	3	-----	
5	19020-MGS-D31	FAN COMP., COOLING(T.RAD) ...	1	1	-----	
6	19037-KZZ-D11	CAP COMP., RADIATOR(T.RAD) ..	1	1	-----	MA,U
	19037-KZZ-G41	-	1	-----	ED,FO
	19037-K15-921	-	1	-----	IN
	19037-KZZ-L61	-	1	-----	KO
7	19046-PAA-A00	LABEL, RADIATOR CAP	1	1	-----	MA,U
	19046-MCA-G61	LABEL, RADIATOR CAP(T.RAD) ..	-	1	-----	ED,FO
	19046-K15-921	LABEL, RADIATOR CAP	-	1	-----	IN
	19055-MJF-H11	SEAL, RADIATOR CAP(CHINESE) (KOREAN)	-	1	-----	KO
8	19080-MKP-A01	MOTOR ASSY., FAN	1	1	-----	
9	19101-MGZ-J00	TANK, RADIATOR RESERVE	1	1	-----	
10	19102-MJW-J00	TUBE, RESERVE TANK	1	1	-----	
11	19109-KBP-900	CAP, RESERVE TANK	1	1	-----	
12	19126-MKP-J00	RUBBER, HEAT GUARD	1	1	-----	
13	19127-MKP-J00	RUBBER, RR. HEAT GUARD	1	1	-----	
14	19501-MKP-D00	HOSE, RADIATOR UPPER	1	1	-----	
15	19502-MKP-D00	HOSE, RADIATOR LOWER	1	1	-----	
16	19531-MJW-J00	CLIP, WATER HOSE(D27)	2	2	-----	

F-41

RADIATOR

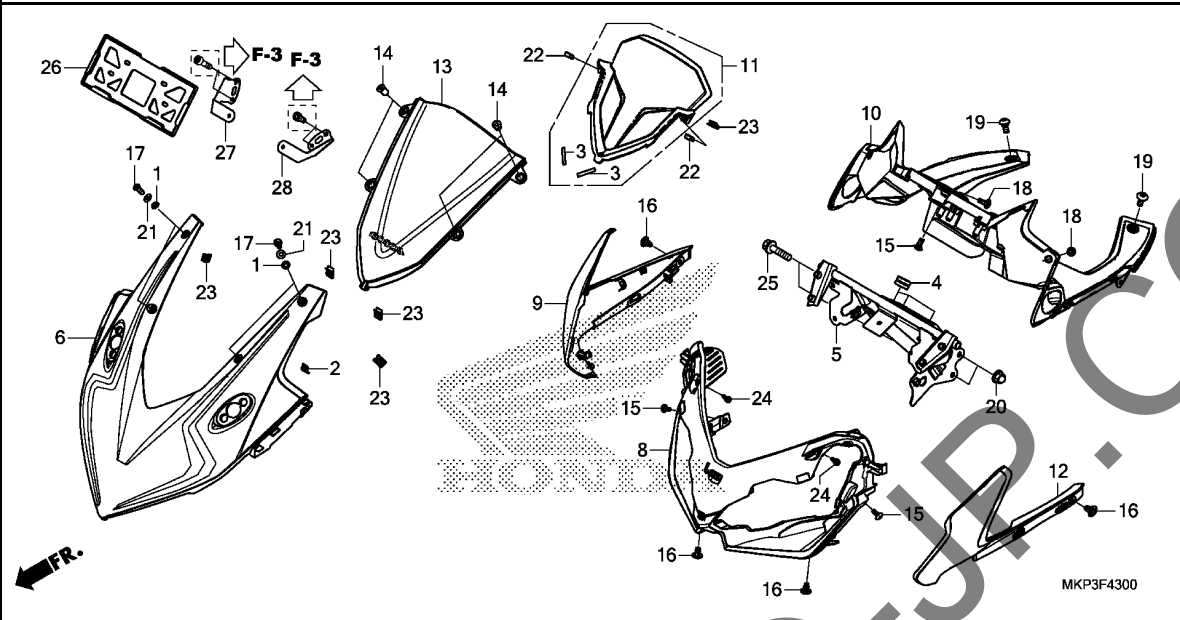


Ref. No.	Part No.	Description	Reqd. QTY		Serial No.	Parts catalogue code
			CBR500 R K	RA K		

17	19533-MJW-J00	CLIP, WATER HOSE(D30)	2	2		
18	61102-KTY-D30	COLLAR, RADIATOR MOUNTING	1	1		
19	61304-415-000	RUBBER, HEADLIGHT CASE MOUNTING	3	3		
20	90120-KCR-003	BOLT-WASHER, 6X16	4	4		
21	90134-KPP-T00	SCREW, PAN, 5X14	1	1		
22	90315-MFL-003	NUT, FLANGE, 3MM	1	1		
23	93901-22020	SCREW, TAPPING, 3X6	1	1		
24	95002-02100	CLIP, TUBE(B10)	2	2		
25	95002-50000	CLIP, TUBE(C9)	1	1		
26	95005-50400-30	TUBE, 5X400(95005-50001-30M)	1	1		
27	95701-06022-07	BOLT, FLANGE, 6X22	1	1		

F-43

UPPER COWL



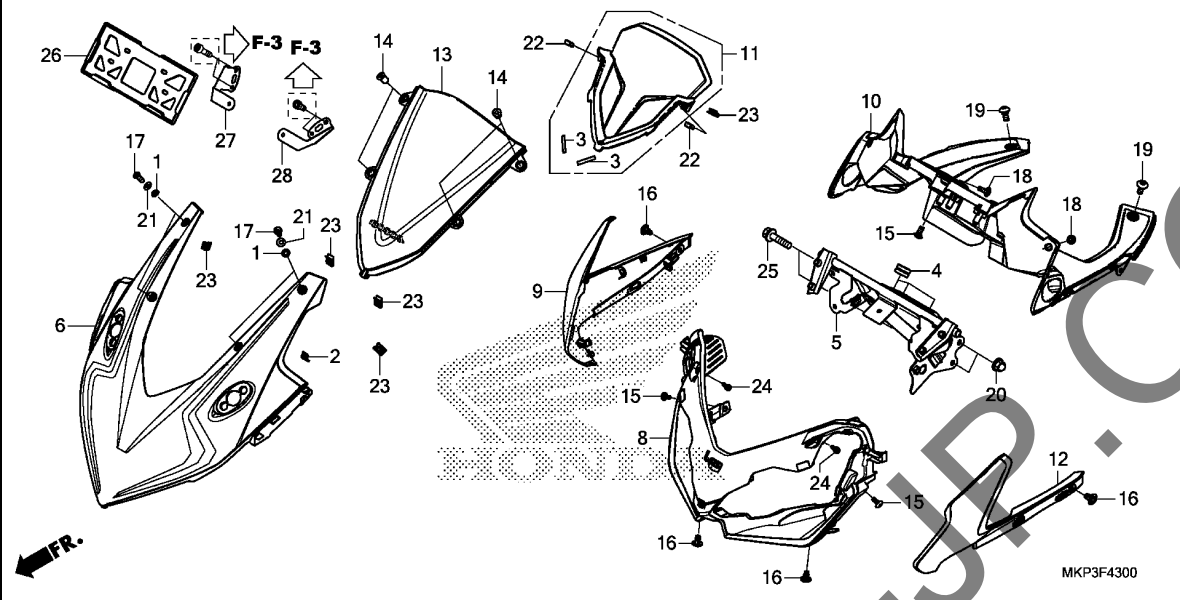
Ref. No.	L.O.N.	(Relative ref. Number) Description	F.R.T.
5	4111CN	STAY, UPPER COWL	0.8
6	4111B4	COWL, UPPER	0.7
8	413130	COVER, FRONT LOWER	0.6
9	4111U8	COVER, FRONT :RIGHT	0.6
10	812140	PANEL, METER	0.7
11	812102	VISOR, METER	0.6
12	4111U7	COVER, FRONT :LEFT	0.6
	4111U9	COVER, FRONT :BOTH	0.6
13	411115	WINDSCREEN SET	0.1
27	4131RD	STAY, NUMBER PLATE BRACKET :RIGHT	0.1
28	4131RC	STAY, NUMBER PLATE BRACKET :LEFT	0.1
	4131RE	STAY, NUMBER PLATE BRACKET :BOTH	0.1

3

Ref. No.	Part No.	Description	Reqd. QTY		Serial No.	Parts catalogue code
			CBR500 R	RA K		
1	64205-166-610	WASHER, SCREEN SETTING	4	4		
2	64213-MJN-A01	CLIP, TWIST	1	1		
3	64215-MJC-A00	FILM, PROTECTOR	2	2		
4	64216-GJ2-730	RUBBER, SCREEN SETTING	3	3		
5	64221-MKP-J00	STAY COMP., FR. UPPER COWL ..	1	1		
6	64230-MKP-J00ZB	COWL SET, FR. UPPER(WL) *TYPE2*.....	1	1		
	64230-MKP-J00ZC	*TYPE1*.....	1	1		
	64230-MKP-J00ZA	*TYPE3*.....	1	1	----- ED,FO,MA,U	
8	64241-MKP-J00	COVER, FR. LOWER	1	1		
9	64251-MKP-J00ZA	COWL, R. FR. SIDE *NH436M*	1	1		
	64251-MKP-J00ZB	MAT GUNPOWDER BLACK METALLIC *NH105*...MAT BLACK (#15-#20)	1	1		
	64251-MKP-J00ZC	*NHBO1*.....GRAPHITE BLACK	1	1	----- ED,FO,MA,U	
10	64261-MKP-J00	PANEL, METER	1	1		
11	64262-MKP-J00	VISOR COMP., METER	1	1		
12	64351-MKP-J00ZA	COWL, L. FR. SIDE *NH436M*	1	1		
	64351-MKP-J00ZB	MAT GUNPOWDER BLACK METALLIC *NH105*...MAT BLACK (#15-#20)	1	1		
	64351-MKP-J00ZC	*NHBO1*.....GRAPHITE BLACK	1	1	----- ED,FO,MA,U	
13	67110-MKP-J00ZA	WINDSCREEN SET(WL) *TYPE1*.....	1	1		
14	90111-KW3-003	NUT, COWL SETTING, 5MM	4	4		
15	90115-KW7-900	SCREW, VISOR SPECIAL SETTING	3	3		

F-43

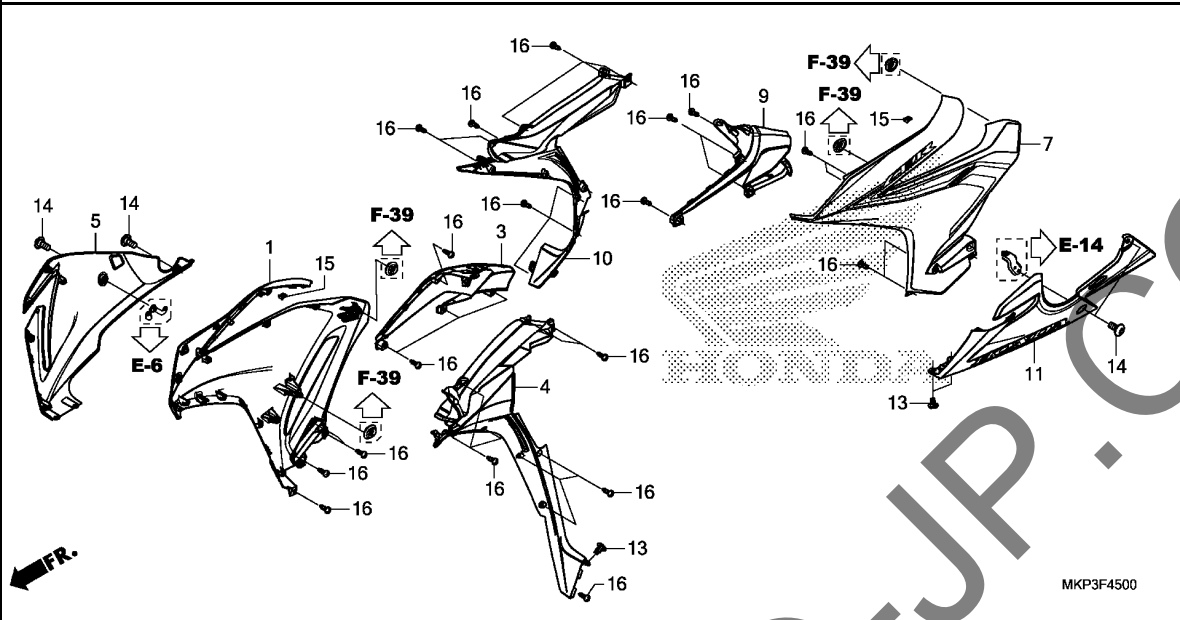
UPPER COWL



Ref. No.	Part No.	Description	Reqd. QTY		Serial No.	Parts catalogue code
			CBR500			
			R	RA		
			K	K		
16	90116-KDA-E11	RIVET, PUSH, 6MM	4	4		
17	90116-MKF-D40	BOLT, SPECIAL, 5X16	4	4		
18	90132-MJE-D40	SCREW, PAN, 5X14	2	2		
19	90133-KPP-T00	SCREW, PAN, 6X14	2	2		
20	90443-KTM-970	NUT, CAP, 8MM	2	2		
21	90504-964-000	WASHER, THRUST, 5MM	4	4		
22	90651-K14-A31	CLIP, SLIDE	2	2		
23	90677-KAN-T00	NUT, CLIP, 5MM	5	5		
24	93903-24380	SCREW, TAPPING, 4X12	2	2		
25	95801-08032-00	BOLT, FLANGE, 8X32	2	2		
26	61316-KCJ-661	GUARD, NUMBER PLATE	-	1	----- IN	
27	64231-MKP-N00	STAY, R. FR. NUMBER	-	1	----- IN	
28	64241-MKP-N00	STAY, L. FR. NUMBER	-	1	----- IN	

F-45

MIDDLE COWL



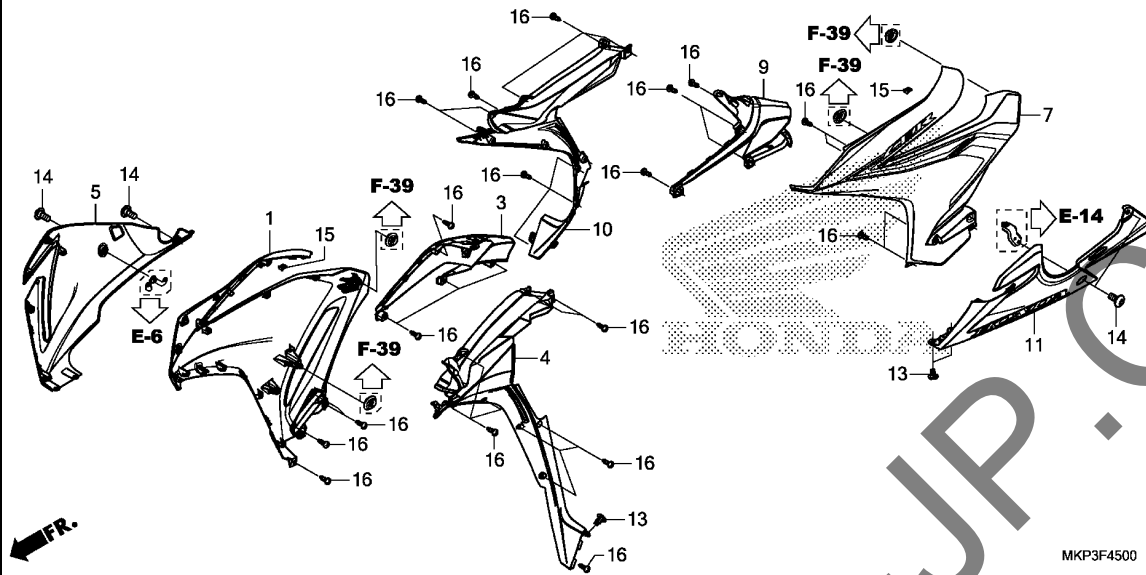
Ref. No.	L.O.N.	(Relative ref. Number) Description	F.R.T.
1	4111D4	COWL, MIDDLE :RIGHT	0.3
3	4111G8	COWL, INNER MIDDLE :RIGHT	0.3
4	4111D9	COWL, INNER :RIGHT	0.2
5	4111D7	COWL, LOWER :RIGHT	0.3
7	4111D3	COWL, MIDDLE :LEFT	0.3
	4111D5	COWL, MIDDLE :BOTH	0.6
9	4111G9	COWL, INNER MIDDLE :LEFT	0.3
	4111H0	COWL, INNER MIDDLE :BOTH	0.5
10	4111D8	COWL, INNER :LEFT	0.2
	4111E0	COWL, INNER :BOTH	0.4
11	4111D6	COWL, LOWER :LEFT	0.3
	4111H1	COWL, LOWER :BOTH	0.5

3

Ref. No.	Part No.	Description	Reqd. QTY		Serial No.	Parts catalogue code
			CBR500	RA		
			R	K		
1	64300-MKP-J00ZB	COWL SET, R. MIDDLE(WL)	1	1		
		TYPE2	1	1		
	64300-MKP-J00ZC	*TYPE1*	1	1		
	64300-MKP-J00ZA	*TYPE3*	1	1	-----	ED,FO,MA,U
3	64311-MKP-J00ZA	COWL B, R. MIDDLE				
		NH436M				
		MAT GUNPOWDER BLACK METALLIC	1	1		
	64311-MKP-J00ZB	*NH105*...MAT BLACK (#15-#20)	1	1		
	64311-MKP-J00ZC	*NHBO1*...GRAPHITE BLACK	1	1	-----	ED,FO,MA,U
4	64321-MKP-J00	COWL, R. INNER	1	1		
5	64330-MKP-J00ZB	COWL SET, R. UNDER(WL)				
		TYPE2	1	1		
	64330-MKP-J00ZC	*TYPE1*	1	1		
	64330-MKP-J00ZA	*TYPE3*	1	1	-----	ED,FO,MA,U
7	64400-MKP-J00ZB	COWL SET, L. MIDDLE(WL)				
		TYPE2	1	1		
	64400-MKP-J00ZC	*TYPE1*	1	1		
	64400-MKP-J00ZA	*TYPE3*	1	1	-----	ED,FO,MA,U
9	64411-MKP-J00ZA	COWL B, L. MIDDLE				
		NH436M				
		MAT GUNPOWDER BLACK METALLIC	1	1		
	64411-MKP-J00ZB	*NH105*...MAT BLACK (#15-#20)	1	1		
	64411-MKP-J00ZC	*NHBO1*...GRAPHITE BLACK	1	1	-----	ED,FO,MA,U
10	64421-MKP-J00	COWL, L. INNER	1	1		
11	64430-MKP-J00ZB	COWL SET, L. UNDER(WL)				
		TYPE2	1	1		
	64430-MKP-J00ZC	*TYPE1*	1	1		

F-45

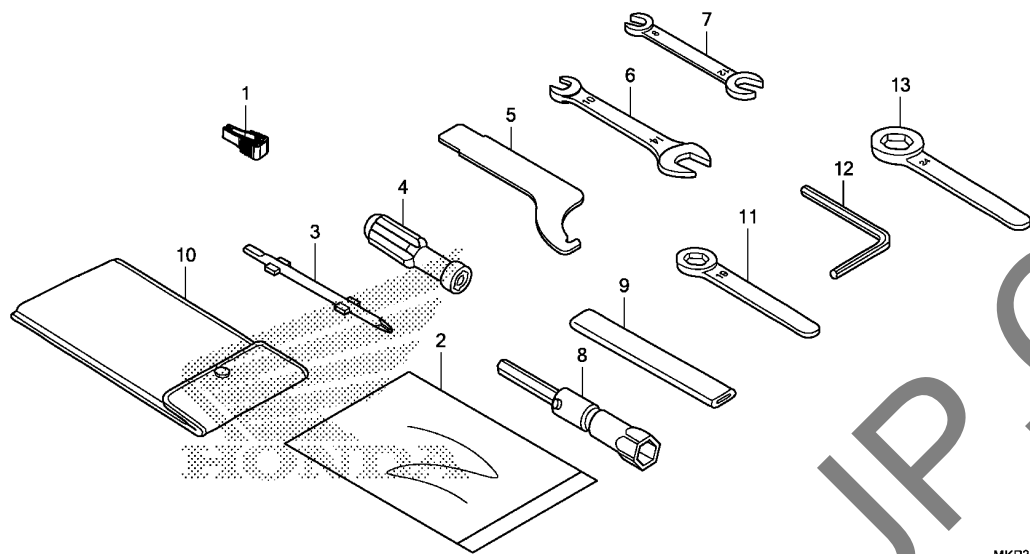
MIDDLE COWL



Ref. No.	Part No.	Description	Reqd. QTY		Serial No.	Parts catalogue code
			CBR500 R	K		
11)	64430-MKP-J00ZA	COWL SET, L. UNDER(WL) *TYPE3*	1	1	-----	ED,FO,MA,U
13	90116-K0A-E11	RIVET, PUSH, 6MM	3	3		
14	90133-KPP-T00	SCREW, PAN, 6X14	4	4		
15	90651-K14-A31	CLIP, SLIDE	2	2		
16	93903-24380	SCREW, TAPPING, 4X12	34	34		

F-48

TOOLS



MKP3F4800

Ref. L.O.N. (Relative ref. Number) F.R.T.
No. Description

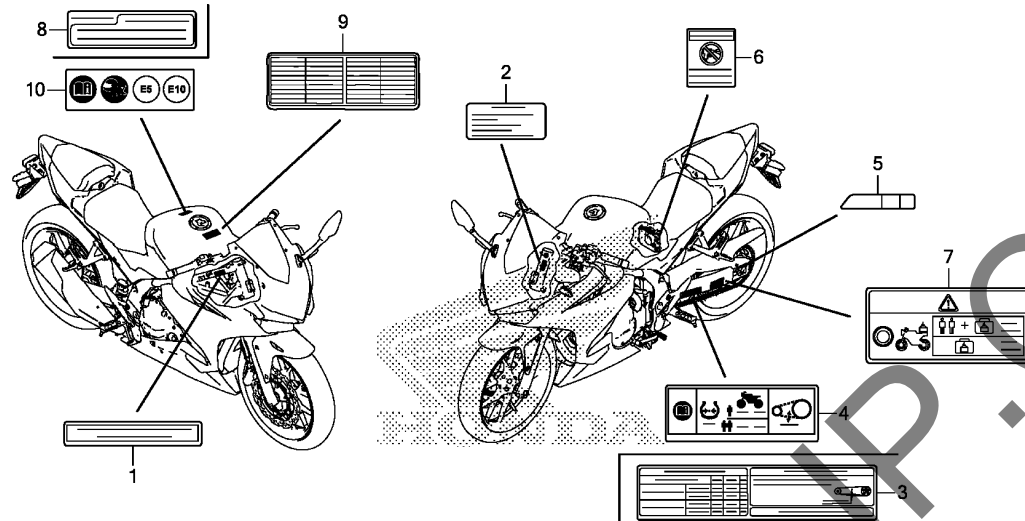
NO INFORMATION

3

Ref. No.	Part No.	Description	Reqd. QTY		Serial No.	Parts catalogue code
			CBR500	RA		
			R	K		
1	38235-TA0-A01	PULLER, FUSE	1	1		
2	77251-GR1-000	BAG, SERVICE BOOK	1	1		
3	89102-KTC-900	DRIVER, SCREW(NO.2 +/-)	1	1		
4	89103-538-000	GRIP	1	1		
5	89202-MFJ-D00	SPANNER, PIN	1	1		
6	89211-KWW-640	SPANNER, 10X14	1	1		
7	89211-MGZ-J00	SPANNER, 8X12	(1)	(1)		
8	89216-MAT-000	WRENCH, PLUG(16.5)	(1)	(1)		
9	89217-KGH-900	HANDLE, EYE WRENCH	1	1		
10	89219-KGH-900	BAG, TOOL, 160MM	1	1		
11	89219-KWW-601	WRENCH, EYE, 19MM	(1)	(1)		
12	89221-MGZ-J00	WRENCH, HEX, 5MM	1	1		
13	99006-24000	WRENCH, EYE, 24MM	(1)	(1)		

F-49

CAUTION LABEL



MKP3F4900

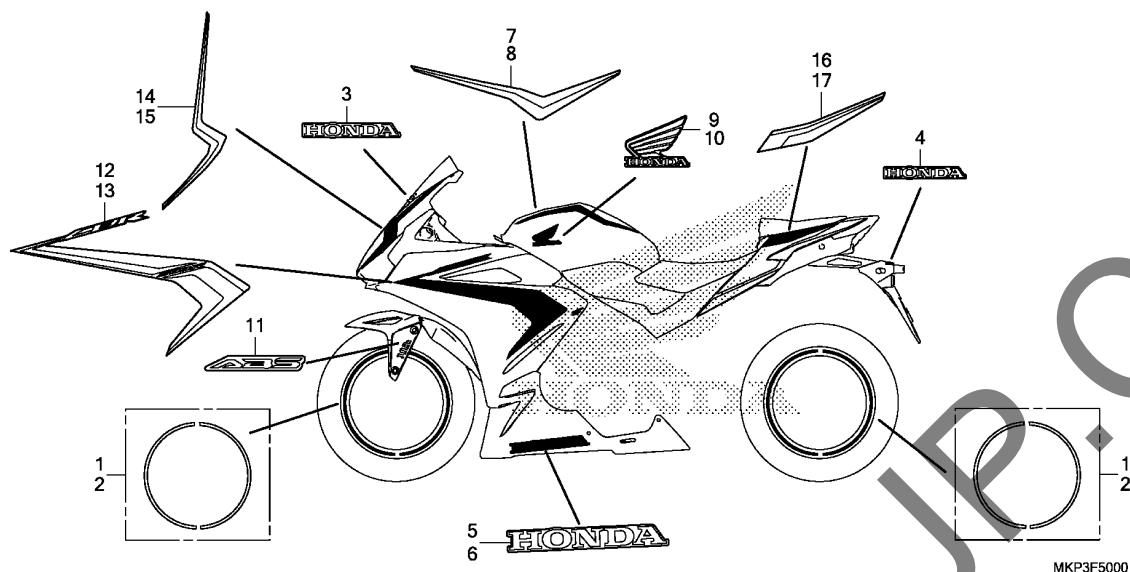
Ref. L.O.N. (Relative ref. Number) F.R.T.
No. Description

NO INFORMATION

Ref. No.	Part No.	Description	Reqd. QTY		Serial No.	Parts catalogue code
			CBR500 R K	RA K		
1	87125-GB0-900	PLATE, NAME	-	1	-----	KO
2	87125-KZZ-G40	LABEL, MANUFACTURER	-	1	-----	ED
3	87505-MJE-ME0	LABEL, TIRE & DRIVE CHAIN ...	1	1	-----	MA
	87505-MKF-N40	LABEL, TIRE & DRIVE CHAIN (INDONESIAN)	-	1	-----	IN
	87505-MKA-HH0	LABEL, TIRE & DRIVE CHAIN (KOREAN)	-	1	-----	KO
4	87505-MKA-DG0	LABEL, TIRE & DRIVE CHAIN (PICTOGRAPH)	-	1	-----	ED,F0,U
5	87508-MJJ-D31	LABEL, CHAIN ADJUSTER	1	1	-----	
6	87509-KWP-900	LABEL, AIR CLEANER ELEMENT NOTICE	1	1	-----	MA
	87509-KWW-A40	LABEL, AIR CLEANER ELEMENT NOTICE(INDONESIAN)	-	1	-----	IN
7	87512-MGZ-D00	LABEL, ACCESSORIES & LOADING (PICTOGRAPH)	-	1	-----	ED
8	87560-KTT-950	LABEL, DRIVE CAUTION	1	1	-----	MA
	87560-KVB-930	LABEL, DRIVE CAUTION (INDONESIAN)	-	1	-----	IN
	87560-MBR-871	LABEL, DRIVE CAUTION(KOREAN)	-	1	-----	KO
9	87560-MGP-F01	LABEL, FRENCH TRANSLATION ...	-	1	-----	ED
10	87586-MGC-DD0	LABEL, FUEL & DRIVE (PICTOGRAPH)	-	1	-----	ED
	87586-MJN-D10	-	1	-----	F0,U

F-50

MARK/STRIPE



Ref. L.O.N. (Relative ref. Number) F.R.T.
No. Description

NO INFORMATION

3

Ref. No.	Part No.	Description	Reqd. QTY		Serial No.	Parts catalogue code
			CBR500 R K	RA K		
1	44870-MKP-J00	STRIPE KIT, R. WHEEL	2	2		
2	44880-MKP-J00	STRIPE KIT, L. WHEEL	2	2		
3	86101-MKP-J00ZA	MARK, HONDA(75MM) *TYPE1*.....	1	1		
4	86102-MGZ-J00ZA	MARK, HONDA(60MM) *TYPE1*.....	1	1		
5	86103-MKP-J00ZB	MARK, R. UNDER COWL(HONDA) *TYPE2*.....	1	1		
	86103-MKP-J00ZC	*TYPE1*.....	1	1		
	86103-MKP-J00ZA	*TYPE3*.....	1	1	-----	ED,FO,MA,U
6	86104-MKP-J00ZB	MARK, L. UNDER COWL(HONDA) *TYPE2*.....	1	1		
	86104-MKP-J00ZC	*TYPE1*.....	1	1		
	86104-MKP-J00ZA	*TYPE3*.....	1	1	-----	ED,FO,MA,U
7	86171-MKP-J00ZB	STRIPE, R. FUEL TANK *TYPE2*.....	1	1		
	86171-MKP-J00ZC	*TYPE1*.....	1	1		
	86171-MKP-J00ZA	*TYPE3*.....	1	1	-----	ED,FO,MA,U
8	86172-MKP-J00ZB	STRIPE, L. FUEL TANK *TYPE2*.....	1	1		
	86172-MKP-J00ZC	*TYPE1*.....	1	1		
	86172-MKP-J00ZA	*TYPE3*.....	1	1	-----	ED,FO,MA,U
9	86201-MKP-J00ZB	MARK, R. WING(105MM) *TYPE2*.....	1	1		
	86201-MKP-J00ZC	*TYPE1*.....	1	1		
	86201-MKP-J00ZA	*TYPE3*.....	1	1	-----	ED,FO,MA,U
10	86202-MKP-J00ZB	MARK, L. WING(105MM) *TYPE2*.....	1	1		

F-50

MARK/STRIPE

Ref. No.	Part No.	Description	Reqd. QTY		Serial No.	Parts catalogue code
			CBR500 R K	RA K		
10)	86202-MKP-J00ZC	MARK, L. WING(105MM)				
		TYPE1.....	1	1		
	86202-MKP-J00ZA	*TYPE3*.....	1	1	-----	ED,FO,MA,U
11	86611-MGZ-D10ZA	MARK, ABS				
		TYPE3.....				
		(R. SIDE ONLY)	-	1		
	86611-MGZ-D10ZB	*TYPE2*.....				
		(R. SIDE ONLY)	-	1		
	86611-MGZ-D10ZC	*TYPE1*.....				
		(R. SIDE ONLY)	-	1	-----	ED,FO,MA,U
12	86641-MKP-J00ZB	STRIPE, R. MIDDLE COWL				
		TYPE2.....	1	1		
	86641-MKP-J00ZC	*TYPE1*.....	1	1		
	86641-MKP-J00ZA	*TYPE3*.....	1	1	-----	ED,FO,MA,U
13	86642-MKP-J00ZB	STRIPE, L. MIDDLE COWL				
		TYPE2.....	1	1		
	86642-MKP-J00ZC	*TYPE1*.....	1	1		
	86642-MKP-J00ZA	*TYPE3*.....	1	1	-----	ED,FO,MA,U
14	86643-MKP-J00ZB	STRIPE, R. FR. UPPER COWL				
		TYPE2.....	1	1		
	86643-MKP-J00ZC	*TYPE1*.....	1	1		
	86643-MKP-J00ZA	*TYPE3*.....	1	1	-----	ED,FO,MA,U
15	86644-MKP-J00ZB	STRIPE, L. FR. UPPER COWL				
		TYPE2.....	1	1		
	86644-MKP-J00ZC	*TYPE1*.....	1	1		
	86644-MKP-J00ZA	*TYPE3*.....	1	1	-----	ED,FO,MA,U
16	86771-MKP-J00ZB	STRIPE, R. RR. COWL				
		TYPE2.....	1	1		
	86771-MKP-J00ZC	*TYPE1*.....	1	1		
	86771-MKP-J00ZA	*TYPE3*.....	1	1	-----	ED,FO,MA,U
17	86772-MKP-J00ZB	STRIPE, L. RR. COWL				
		TYPE2.....	1	1		
	86772-MKP-J00ZC	*TYPE1*.....	1	1		
	86772-MKP-J00ZA	*TYPE3*.....	1	1	-----	ED,FO,MA,U

PART NO. INDEX

Part Number	Page	Ref.	Part Number	Page	Ref.	Part Number	Page	Ref.	Part Number	Page	Ref.	Part Number	Page	Ref.
06000			13300-MGZ-D01	53	9	14928-KT7-013	40	14	16000			17420-MJW-J01	94	4
			13313-MWO-003	53	10	14929-KT7-013	40	14				17423-MKP-J00	94	5
06111-MGZ-A00	61	1	13314-MWO-003	53	10	14930-KT7-013	40	14	16060-MKG-L01	59	1	17500-MKP-J00ZA	86	7
06112-MKP-D00	62	1	13315-MWO-003	53	10	14931-KT7-013	40	14	16081-KPH-701	59	2	17500-MKP-J00ZB	86	7
06406-MKP-D00	101	25	13316-MWO-003	53	10	14932-KT7-013	40	14	16082-KPH-701	59	3	17500-MKP-J00ZC	86	7
06410-MGS-D30	84	1	13317-MWO-003	53	10	14933-KT7-013	40	14	16083-MGZ-D01	59	4	17528-KCZ-930	94	6
06431-MA3-405	78	1	13420-MKG-A00	54	11	14934-KT7-013	40	14	16084-MGZ-D01	59	5	17529-K15-920	86	8
06435-MGZ-J01	83	1				14935-KT7-013	40	14	16085-MGZ-D01	59	6	17570-MJW-J01	86	9
06451-443-405	83	2	14000			14936-KT7-013	40	14	16180-GM6-000	87	26	17572-KPP-T00	86	10
06455-MGS-D32	78	2				14937-KT7-013	40	14	16211-MGZ-J00	37	6	17574-MGS-D30	86	11
			14110-MKP-D00	39	2	14938-KT7-013	40	14	16217-MGZ-J00	37	7	17590-MGZ-J00	86	12
			14210-MKP-D00	39	3	14939-KT7-013	40	14	16400-MKP-C01	59	7	17591-MJW-J00	86	13
11000			14311-MGZ-J00	54	12	14940-KT7-013	40	14	16400-MKP-D01	59	7	17620-MJE-D02	86	14
11000-MKP-D00	51	1	14401-MGZ-J01	42	1	14941-KT7-013	40	14	16400-MKP-T01	59	7	17621-MGP-D61	86	15
11103-MGZ-J00	51	2	14430-MGZ-J00	39	4	14942-KT7-013	40	14	16410-MKP-C01	59	8	17724-102-700	91	16
11140-MGZ-J00	51	3	14440-MGZ-J00	39	5	14943-KT7-013	40	14	16410-MKP-D01	60	31	17910-MKP-J01	66	1
11210-MJW-J00	50	1	14451-MGZ-J00	39	6	14944-KT7-013	41	14	16410-MKP-T01	59	8	17920-MKP-J01	66	2
11321-MKP-D00	46	1	14510-MGZ-J01	42	2	14945-KT7-013	41	14	16428-MGZ-D01	59	9	17938-SEO-941	94	7
11330-MKP-D00	43	1	14517-MGZ-J00	42	3	14946-KT7-013	41	14	16430-MJW-J01	59	10			
11332-MJW-J00	43	2	14520-MGZ-J01	42	4	14947-KT7-013	41	14	16431-MJP-G51	59	11	18000		
11333-MKP-D00	47	1	14546-KYJ-900	42	5	14948-KT7-013	41	14	16432-MGZ-D01	59	12	18150-MKP-F00	95	1
11350-MKP-D00	46	2	14560-MGZ-J01	42	6	14949-KT7-013	41	14	16433-MEW-921	59	13	18150-MKP-J00	95	1
11355-MGZ-J00	46	3				14950-KT7-013	41	14	16435-MFJ-D01	59	14	18291-MN4-920	61	1
			14611-MGZ-J00	42	7	14951-KT7-013	41	14	16450-MKP-T01	59	15	18293-MNO-000	95	2
12000			14623-MV1-000	57	1	14952-KT7-013	41	14	16451-MGZ-D01	59	16	18310-MKP-F00	95	3
12010-MKP-D00	37	1	14711-MGZ-J00	39	7	14953-KT7-013	41	14	16472-MKP-T00	59	17	18310-MKP-F00	95	4
12204-KYJ-305	37	2	14721-MGZ-J00	39	8	14954-KT7-013	41	14	16482-MGZ-A01	59	18	18315-MGZ-J00	95	5
12205-KYJ-305	37	3	14751-MKP-D00	39	9	14955-KT7-013	41	14	16610-MKP-T01	59	19	18319-KGF-900	96	25
12207-KYJ-900	51	4	14761-MKP-D00	39	10	14956-KT7-013	41	14	16620-MKP-T01	59	20	18320-196-000	95	6
12207-MGZ-J00	37	4	14771-MFL-000	39	11	14957-KT7-013	41	14	16630-MFJ-D00	60	21	18350-MGZ-J00	96	26
12209-MLO-722	39	1	14775-KYJ-900	39	12	14958-KT7-013	41	14	16700-MKP-J01	86	1	18350-MJW-J00	95	7
12251-MGZ-J01	37	5	14781-MJE-D00	39	13	14959-KT7-013	41	14	16711-MGS-D31	86	2	18365-MEE-D00	96	27
			14901-KT7-013	39	14	14960-KT7-013	41	14	16712-MGS-D31	86	3	18376-413-000	95	8
			14902-KT7-013	39	14	14961-KT7-013	41	14	16730-MKA-D82	86	4	18391-MJW-J01	95	9
12300-MJW-J00	36	1	14903-KT7-013	39	14	14962-KT7-013	41	14				18420-MGZ-J00	95	10
12331-MGZ-J00	36	2	14904-KT7-013	39	14	14963-KT7-013	41	14	17000			18421-MGZ-J00	95	11
			14905-KT7-013	39	14	14964-KT7-013	41	14	17201-MG9-000	60	22	18422-MGZ-J00	95	12
			14906-KT7-013	39	14	14965-KT7-013	41	14	17211-MKP-J00	91	2	18423-MGZ-J00	95	13
12341-MAT-750	36	3	14907-KT7-013	39	14	14966-KT7-013	41	14	17213-MKP-J00	91	3	18601-KEA-741	36	5
12391-MGZ-J00	36	4	14908-KT7-013	39	14	14967-KT7-013	41	14	17214-MKP-J00	91	4	18612-MJW-J00	36	6
			14909-KT7-013	39	14	14968-KT7-013	41	14	17215-MGZ-D00	91	5	18613-MGZ-J00	93	3
			14910-KT7-013	39	14	14969-KT7-013	41	14	17216-MKP-J00	91	6	18653-MGZ-D00	93	4
			14911-KT7-013	39	14				17225-MKP-J00	91	7			
13000			14912-KT7-013	39	14	15000			17232-KYJ-900	91	8	19000		
13011-MEE-305	53	1	14913-KT7-013	39	14	15010-MCE-H51	50	2	17235-MKP-J00	91	9	19010-MKP-A01	112	1
13021-MEE-305	53	1	14914-KT7-013	39	14	15100-MGZ-J00	50	3	17240-MKP-J00	91	10	19010-MKP-D01	112	1
13101-MGZ-D00	53	2	14915-KT7-013	40	14	15131-MKP-D01	50	4	17245-107-010	86	5	19010-MKP-G01	112	1
13101-MKP-P00	53	2	14916-KT7-013	40	14	15134-MGZ-J00	50	5	17245-MKP-J00	91	11	19010-MKP-T01	112	1
13102-MGZ-305	53	2	14917-KT7-013	40	14	15141-MKP-D01	50	6	17255-MKP-J00	91	12	19014-KEA-003	112	2
13102-MKP-P00	53	2	14918-KT7-013	40	14	15150-MGZ-J00	50	7	17265-MGZ-D00	91	13	19015-MGZ-J01	112	3
13111-MFG-D00	53	3	14919-KT7-013	40	14	15154-MAT-000	50	8	17359-419-670	86	6	19016-KEA-003	112	4
13115-MGZ-J00	53	4	14920-KT7-013	40	14				17366-428-670	91	14	19020-MGS-D31	112	5
13210-MGZ-D00	53	5	14921-KT7-013	40	14	15220-MGZ-J00	50	9	17369-KB4-670	93	2	19020-MGZ-J00	112	6
13213-ML7-020	53	6	14922-KT7-013	40	14	15410-MFJ-D01	50	10	17370-382-870	91	15	19037-K15-921	112	6
13214-MGZ-J01	53	7	14923-KT7-013	40	14	15515-MGZ-J00	51	5	17411-MGZ-A00	94	1	19037-KZZ-D11	112	6
13215-MGZ-J01	53	7	14924-KT7-013	40	14	15611-KA4-710	43	3	17414-MGZ-A00	94	2	19037-KZZ-G41	112	6
13215-ML7-000	53	8	14925-KT7-013	40	14	15771-KV6-000	91	1	17418-MGZ-J00	87	27	19037-KZZ-L61	112	6
13216-MGZ-J01	53	7	14926-KT7-013	40	14	15772-551-000	93	1	17418-MGZ-T10	94	3			
13217-MGZ-J01	53	7	14927-KT7-013	40	14									
13218-MGZ-J01	53	7												

PART NO. INDEX

Part Number	Page	Ref.	Part Number	Page	Ref.	Part Number	Page	Ref.	Part Number	Page	Ref.	Part Number	Page	Ref.	
23442-ML7-000	56	4	31200-MGZ-J01	49	1	33722-KWN-901	105	6	38110-MJW-F31	107	9	42711-MKP-J03	84	11	
23451-MKP-D00	55	4	31201-MEW-921	49	2	33728-KPP-T00	105	7	38111-MGZ-J00	107	10	42753-GM9-743	80	1	
23461-MKP-D00	56	5	31202-MEW-921	49	3	33729-MCZ-003	105	8	38117-MGZ-J00	107	11		84	12	
23481-MKP-D00	56	6	31203-MEW-921	49	4	33731-MJO-940	63	3	38221-SNA-A31	107	12	45112-MS9-611	78	11	
23482-MV9-670	56	7	31204-MEW-921	49	5	33741-KPL-902	103	1	38221-SNA-A51	107	13	45125-MKP-J01	68	2	
23491-MKP-D00	55	5	31205-HP5-601	49	6	33741-KTG-U01	75	1	38221-SNA-A81	107	14	45125-MKP-J11	67	2	
23492-MGZ-J00	55	6	31206-MEW-921	49	7				38221-SNA-A01	118	1	45126-MJW-J11	68	3	
23501-MKP-D00	56	8	31207-HP5-601	49	8	35000			38235-TAO-A01	118	1	45131-MKP-J00	71	1	
23511-MKP-D00	55	7	31208-MEW-921	49	9				38255-MKP-T00	107	15	45131-MN9-006	83	17	
23512-MV9-670	55	8	31209-MEW-921	49	10	35010-MJW-D12	72	3	38256-MKP-A10	107	16	45132-166-016	78	12	
23521-MKP-D00	56	9	31210-MEW-921	49	11	35100-MJW-D12	72	4	38281-MGZ-J01	107	17	45132-MKP-J00	71	2	
23531-MGZ-J00	55	9	31500-KZZ-J81	106	1	35101-MJW-D11	72	5	38301-KZZ-J01	109	41	45133-MA3-006	78	13	
23801-MKP-D00	56	10	31500-KZZ-L41	106	1	35105-MFJ-D01	72	6	38301-MKJ-D01	107	18	45155-MGZ-J00	67	3	
			31500-KZZ-L61	106	1	35106-MKP-J00	72	7	38301-KZZ-J01	107	18	45155-MGZ-J10	68	4	
24000			31600-MKN-D51	107	1	35113-MJE-D00	72	8	38306-MKP-D00	107	19	45156-MGZ-J00	67	4	
24211-MGZ-J00	57	2	31730-MAS-601	107	2	35121-MJE-D02	72	9	38501-KWN-901	108	20	45156-MGZ-J10	68	5	
24212-MGZ-J00	57	3	31916-KRM-841	37	8	35130-MKP-D01	66	4	38501-MEL-003	108	21	45159-MGZ-J00	78	14	
24213-MGZ-J00	57	4				35152-MGZ-J00	66	5	38506-KZZ-900	108	22	45215-MAJ-G41	78	15	
24261-283-000	56	11	32000			35160-MGS-D31	107	8	38510-MKP-J01	83	3	45250-MKA-D81	78	16	
24310-MKP-D00	57	5				35200-MKP-D01	66	6	38517-MGE-003	83	5	45250-MKA-J31	78	16	
24315-MJE-D00	57	6	32100-MKP-G00	107	3	35330-KYJ-901	66	7	38517-MKA-D80	78	3	45251-MGZ-J01	80	9	
24321-MAS-000	57	7	32100-MKP-M00	107	3	35340-MGS-D31	67	1	38520-MJW-J11	78	4	45251-MGZ-J11	80	9	
24430-MGZ-J00	57	8	32100-MKP-M10	107	3				38770-MKP-D01	108	23	45290-MKA-D81	78	17	
24435-MJE-D00	57	9	32100-MKP-T00	107	3	35350-MKP-J01	97	6	38770-MKP-F01	108	23	45290-MKA-J31	79	23	
24610-MGZ-J00	57	10	32101-MKP-T00	51	7	35357-HPO-A00	97	7	38770-MKP-G01	108	23	45504-410-003	67	6	
24612-MAL-600	57	11	32102-MJW-J00	51	8	35500-MEH-661	51	10	38770-MKP-M01	108	23		68	6	
24651-MAS-E00	57	12	32103-MKP-T00	107	4	35700-MKP-J01	99	1	38770-MKP-N01	108	23	43503-MN5-006	81	5	
24652-MGZ-J00	57	13	32150-MGZ-J00	91	17	35759-MKP-T01	51	11	38774-MGZ-J00	110	9	43504-MB2-006	81	6	
24706-MK3-770	97	1	32157-MGZ-J00	51	9	35850-MT4-003	106	2	38774-MKP-D00	108	24	43510-MKP-J01	81	7	
24710-MGZ-J00	97	2	32206-MGZ-J00	107	5	35856-MGZ-B00	106	3				43511-MKP-J01	81	8	
24720-MGZ-J00	97	3	32207-MGZ-J00	91	18	35910-MKP-J00	66	8	40000			43512-MKP-J01	81	9	
24724-MBW-D21	97	4	32410-MKP-T00	49	12	35920-MKP-J00	66	9				43514-KS6-701	81	10	
24781-KR3-770	97	5	32601-MKP-T00	49	13				40510-MJW-J00	100	1	43516-KYJ-901	81	11	
			32606-MKK-H11	107	6	36000			40531-K87-A01	100	3	43520-MJ6-315	81	12	
									40540-K87-A02	100	2	43530-KV3-701	81	13	
28000			33000			36037-MGZ-A00	94	9	40540-KYJ-902	100	2	44000			
28110-MGZ-J00	45	1				36162-MKA-D81	94	10	40545-KYJ-902	100	3		45520-GE2-006	67	11
28125-MGZ-J01	45	2	33100-MJW-J01	63	1	36450-KVK-902	93	6					45520-GW0-911	81	15
28130-MGZ-J00	45	3	33113-MJW-J80	105	1	36533-MKP-D01	95	14	41000				45521-K21-901	67	12
28132-MK5-000	45	4	33115-KVK-900	93	5				41201-MKP-J00	84	2		45530-471-831	67	13
28333-300-000	98	1				37000			42000				45530-471-831	67	13
			33301-SA0-741	105	2				42301-MKP-J00	84	3		46000		
			33400-MKH-D01	104	1	37100-MKP-D01	64	1	42305-MKP-J00	100	4				
30000			33411-MKK-A00	104	2	37100-MKP-M11	64	1	42312-MGZ-J00	84	4				
30430-MJW-325	72	1	33412-MKK-A00	104	3	37110-MKP-D01	64	2	42313-MKP-J00	84	5				
30430-MJW-F31	72	1	33412-MKP-J00	104	4	37110-MKP-M11	64	2	42515-MKN-D50	84	6				
30430-MJW-J01	72	1	33415-MKP-J00	104	5	37120-MKP-D01	64	3	42524-T5A-003	78	5				
30430-MJW-M01	72	1	33450-MKH-D01	104	6	37130-MKP-D01	64	4	42615-MGZ-D00	84	7				
30430-MJW-N11	72	1	33452-MKK-A00	104	7	37130-MKP-M11	64	4	42620-MGZ-J00	84	8				
30432-MBW-E02	72	2	33452-MKP-J00	104	8	37205-MKN-D51	64	5	42625-MGZ-J00	84	9				
30510-MGZ-J01	110	2	33600-MKP-D01	104	9	37215-KZZ-900	64	6	42650-MKP-J00ZA	84	10				
30520-MGZ-J01	110	3	33650-MKP-D01	104	10	37500-MKP-D01	46	4	42650-MKP-J00ZB	84	10				
30700-MGZ-J01	110	4	33701-MJW-J82	105	3	37605-MKH-D01	64	7	42650-MKP-J00ZC	84	10				
			33705-KW7-900	88	1	37700-MJE-D01	51	12	42650-MKP-J10ZA	84	10				
			33706-KAN-960	88	2	37870-MGS-D31	37	9	42650-MKP-J10ZB	84	10				
			33706-KW7-900	63	2				42650-MKP-J10ZC	84	10				
			33706-MFN-D00	105	4	38000			42650-MKP-J10ZC	84	10				
31000			33714-KL3-620	107	7				45107-ML4-006	78	9				
31110-MKP-D01	47	2	33720-MJW-J01	105	5	38110-MGZ-J01	107	9	45111-MA3-006	83	15				
31120-MKP-D01	47	3													



PART NO. INDEX

Part Number	Page	Ref.	Part Number	Page	Ref.	Part Number	Page	Ref.	Part Number	Page	Ref.	Part Number	Page	Ref.	Part Number	Page	Ref.
50279-MKP-J00	81	19	52170-MKP-J00	100	9	61103-KRY-900	75	7	64430-MKP-J00ZA	117	11	83606-KWS-901	88	14	87505-MKF-N40	119	3
50295-MGZ-J00	111	3	52171-KR6-000	100	10		103	2	64430-MKP-J00ZB	116	11	83610-MKP-J00ZA	89	14	87508-MJJ-D31	119	5
50345-MKP-J00	70	1	52200-MKP-J00	100	11	61104-428-010	94	11	64430-MKP-J00ZC	116	11	83610-MKP-J00ZB	89	14	87509-KWP-900	119	6
50351-MGZ-J01	111	4	52400-MKP-305	102	1	61104-428-010	93	7	64535-MFJ-D00	108	26	83610-MKP-J00ZC	89	14	87509-KWW-A40	119	6
50353-MGZ-J00	111	5	52400-MKP-A01	102	1	61104-KZZ-900	63	4				83610-MKP-J00ZC	89	14	87512-MGZ-D00	119	7
50354-MGZ-J00	111	6	52400-MKP-D01	102	1	61105-KPF-910	75	8	67000			83620-MKP-J00	90	15	87516-KFK-750	102	5
50401-MJW-J00	111	7	52400-MKP-G01	102	1	61105-KRY-900	75	9							87516-KZZ-L40	102	5
50451-MJW-J00	111	8	52463-MGZ-J00	100	12	61110-MKP-J00ZC	75	10	67110-MKP-J00ZA	114	13	86000			87516-MBL-610	102	5
50530-MGZ-J00	99	2		102	2	61110-MKP-J00ZD	75	10							87516-MCA-G60	102	5
50542-MV4-000	99	3	52465-MKP-J00	102	4	61110-MKP-J00ZE	75	10	77000			86101-MKP-J00ZA	120	3	87560-KTT-950	119	8
50600-MKP-J00	98	2	52471-MKP-J00	102	3	61304-415-000	113	19				86102-MGZ-J00ZA	120	4	87560-KVB-930	119	8
50611-MJW-J00	98	3				61309-GE4-003	49	14	77100-MJW-J02ZA	88	3	86103-MKP-J00ZA	120	5	87560-MBR-871	119	8
50612-MM5-000	98	4	53000			61316-KCJ-661	115	26	77103-MEE-000	75	11	86103-MKP-J00ZB	120	5	87560-MGP-F01	119	9
50617-445-840	98	5				61410-MKP-J00	70	4	77205-MFE-670	88	4	86103-MKP-J00ZC	120	5	87586-MGC-DD0	119	10
50619-MM5-000	98	6	53100-MKP-J00	72	10				77206-MJE-DB0	88	5	86104-MKP-J00ZA	120	6	87586-MJN-D10	119	10
50639-MFL-D20	98	7	53104-MGZ-J00	72	11	64000			77208-KW7-900	70	5	86104-MKP-J00ZB	120	6			
50639-MLO-010	98	8	53105-MGZ-J00	72	12				77220-MJW-J01	88	7	86104-MKP-J00ZC	120	6	88000		
50642-MM5-000	98	9	53107-KM9-000	72	13	64122-MCZ-000	86	18	77231-MJW-J01ZB	89	3	86150-KPG-901	72	20			
50644-445-840	98	10	53108-MJO-000	72	14		89	1	77234-GN2-000	88	8	86171-MKP-J00ZA	120	7	88110-MJE-D01	65	1
50661-MJE-D00	98	11	53109-MV4-000	72	15	64205-166-610	114	1	77235-MJE-D00	88	9	86171-MKP-J00ZB	120	7	88120-MJE-D01	65	2
50700-MJW-J00	98	12	53140-MGS-D30	66	11	64213-MJN-A01	89	2	77236-MGP-D60	88	10	86171-MKP-J00ZC	120	7			
50711-MGS-D30	98	13	53150-MGS-D30	66	12		114	2	77239-MJW-J02	88	11	86172-MKP-J00ZA	120	8	89000		
50712-MGS-D30	98	14	53150-MKP-J00	72	16	64215-MJC-A00	114	3	77240-MKP-J00ZA	89	4	86172-MKP-J00ZB	120	8			
50715-MJW-J00	98	15	53170-MJW-J01	67	14	64216-GJ2-730	114	4	77240-MKP-J00ZB	89	4	86172-MKP-J00ZC	120	8	89102-KTC-900	118	3
50718-MM8-000	98	16				64221-MKP-J00	114	5	77240-MKP-J00ZC	89	4	86201-MKP-J00ZA	120	9	89103-538-000	118	4
50725-MJW-J00	98	17	53172-KYJ-900	66	13	64230-MKP-J00ZA	114	6	77250-MKP-J00ZA	89	6	86201-MKP-J00ZB	120	9	89202-MFJ-D00	118	5
			53174-116-670	66	14	64230-MKP-J00ZB	114	6	77250-MKP-J00ZB	89	6	86201-MKP-J00ZC	120	9	89211-KWW-640	118	6
51000						64230-MKP-J00ZC	114	6	77250-MKP-J00ZC	89	6	86202-MKP-J00ZA	121	10	89211-MGZ-J00	118	7
						64231-MKP-N00	115	27	77251-GR1-000	118	2	86202-MKP-J00ZB	120	10	89216-MAT-000	118	8
51400-MKP-305	76	1	53178-MKP-J00	66	15	64241-MKP-J00	114	8	77261-MKP-J00	89	8	86202-MKP-J00ZC	121	10	89217-KGH-900	118	9
51400-MKP-J01	76	1	53192-MFL-000	72	17	64241-MKP-N00	115	28	77271-MKP-J00	89	9	86611-MGZ-D10ZA	121	11	89219-KGH-900	118	10
51401-MKP-J01	76	2	53192-MJE-D00	66	16	64251-MKP-J00ZA	114	9	77281-MKP-J00	89	10	86611-MGZ-D10ZB	121	11	89219-KWW-601	118	11
51402-MGZ-J01	76	3	53213-MB4-771	74	1	64251-MKP-J00ZB	114	9	77300-MJW-J01ZB	88	12	86611-MGZ-D10ZC	121	11	89221-MGZ-J00	118	12
51405-MB4-003	76	4	53214-371-010	74	2	64251-MKP-J00ZC	114	9	77310-MJW-J00	88	13	86641-MKP-J00ZA	121	12			
51410-MKP-J01	76	5	53219-MKP-J00	74	3	64261-MKP-J00	114	10				86641-MKP-J00ZB	121	12	90000		
51412-MB4-003	76	6	53220-K87-A00	74	4	64262-MKP-J00	114	11	80000			86641-MKP-J00ZC	121	12	90001-MCK-A50	65	3
51414-MFJ-A51	76	7	53232-MJW-J00	72	18	64285-MKP-J00	103	3				86642-MKP-J00ZA	121	13	90001-MGZ-J00	58	4
51415-MFJ-A51	76	8	53300-MKP-J00	72	19	64300-MKP-J00ZA	116	1	80100-MKP-A00ZA	103	4	86642-MKP-J00ZB	121	13	90002-KWB-600	94	12
51416-KF0-003	76	9	53781-SE0-952	83	19	64300-MKP-J00ZB	116	1	80100-MKP-D00ZA	103	4	86643-MKP-J00ZA	121	14	90002-MGZ-J00	46	5
51420-MGZ-305	76	10				64300-MKP-J00ZC	116	1	80102-MJW-J00	103	5	86643-MKP-J00ZB	121	14	90002-MJE-D00	46	6
51420-MGZ-J01	76	10	57000			64311-MKP-J00ZA	116	3	80104-MKP-J00	103	6	86643-MKP-J00ZC	121	14	90002-MY5-850	36	7
51432-MV9-003	76	11				64311-MKP-J00ZB	116	3	80106-MJW-J00	103	7	86644-MKP-J00ZA	121	15	90002-PA6-003	51	13
51437-KV3-701	76	12	57110-MKP-J01	70	2	64311-MKP-J00ZC	116	3	80109-KYJ-900	91	19	86644-MKP-J00ZB	121	15	90003-KWN-900	88	15
51440-MKP-J01	76	13				64316-MGZ-J00	43	7	80113-MGZ-J00	103	8	86644-MKP-J00ZC	121	15	90003-MGZ-J00	43	8
51447-KA4-711	76	14	60000			64321-MKP-J00	116	4	80123-GN5-900	103	9	86771-MKP-J00ZA	121	16	90004-GHB-600	42	8
51450-MKP-J01	76	15				64326-MGZ-J00	50	11	80123-MER-D00	75	12	86771-MKP-J00ZB	121	16	90004-GHB-670	42	9
51490-MKL-D81	76	16	60114-MGZ-A00	75	2	64330-MKP-J00ZA	116	5				86771-MKP-J00ZC	121	16	90004-MGZ-J00	48	9
51500-MKP-305	76	17	60115-MGZ-A00	75	3	64330-MKP-J00ZB	116	5	83000			86772-MKP-J00ZA	121	17	90005-MAZ-000	51	14
51500-MKP-J01	76	17				64330-MKP-J00ZC	116	5				86772-MKP-J00ZB	121	17	90005-MGZ-J00	55	10
51520-MGZ-305	76	18	61000			64351-MKP-J00ZA	114	12	83510-MKP-J00ZA	89	11	86772-MKP-J00ZC	121	17	90007-MGZ-J00	37	10
51520-MGZ-J01	76	18				64351-MKP-J00ZB	114	12	83510-MKP-J00ZB	89	11				90009-MGZ-J00	51	15
			61101-MGZ-J01YC	75	4	64351-MKP-J00ZC	114	12	83510-MKP-J00ZC	89	11	87000			90010-MGZ-J00	50	12
52000			61101-MGZ-J01YG	75	4	64400-MKP-J00ZA	116	7	83520-MKP-J00	89	12				90011-MGP-000	51	16
			61101-MGZ-J01ZX	75	4	64400-MKP-J00ZB	116	7	83545-KCJ-690	91	20				90011-MGZ-J00	37	11
52101-MGZ-J00	100	5				64400-MKP-J00ZC	116	7							90013-GHB-600	67	16
52105-MJO-000	100	6	61102-KTY-D30	70	3	64400-MKP-J00ZD	116	7									
52141-MGZ-J00	100	7				64411-MKP-J00ZA	116	9									
52143-KZ3-860	44	11	61102-MGZ-J00	75	5	64411-MKP-J00ZB	116	9	83551-300-000	86	19						
52143-MGZ-J00	100	8	61103-KPF-910	75	6	64421-MKP-J00	116	10	83551-376-000	111	9						
									83551-GE2-000	89	13						

PART NO. INDEX

Part Number	Page	Ref.	Part Number	Page	Ref.	Part Number	Page	Ref.	Part Number	Page	Ref.	Part Number	Page	Ref.	
90013-GHB-600	68	16	90116-K0A-E11	90	16	90306-KGH-901	85	18	91304-MCP-900	51	23	94000			
	81	20		103	14	90309-357-000	100	16		62	1				
90013-GHB-610	68	17		115	16	90312-GFM-970	110	6	90651-KV6-003	97	15	94001-06070-0S	97	16	
	78	18		117	13	90315-MFL-003	113	22		109	43	94002-08000-0S	82	26	
	81	21	90116-KV3-701	76	20	90321-KT7-760	66	20	90651-MA5-671	67	23	94002-08070-0S	66	22	
	83	20	90116-MGZ-J00	98	19	90401-KCY-670	47	5		68	23	94021-05000-0S	94	15	
90013-GHB-660	66	17	90116-MKA-D80	78	19	90403-KE7-000	55	11	90652-HC4-003	108	30	94050-06000	52	27	
	67	18		83	21	90405-MGZ-J00	54	15	90652-KT1-771	73	27		87	25	
	68	18	90116-MKF-D40	115	17	90417-360-000	57	16		95	19		108	33	
90013-GHB-670	86	20	90116-SPO-003	103	20	90418-KYJ-900	37	14	90677-KAN-T00	63	6	94050-06070	108	33	
90013-GHB-680	75	13	90117-MGZ-J80	90	17		61	1		105	12	94050-06080	88	18	
90013-MGZ-J00	54	14	90118-MGZ-J00	95	16	90432-MM5-000	44	14	90683-GR1-003	90	20		93	8	
90015-MGZ-J01	51	17	90120-KCR-003	113	20	90442-028-000	51	19	90690-MCA-003	78	21		108	34	
90017-GHB-640	46	8	90120-MJE-D00	86	21		62	1		83	23	94050-08000	95	20	
90017-KYJ-900	37	12	90121-MGZ-J00	102	6	90442-397-000	42	10	90690-MJE-D11	78	22	94050-10000	111	17	
90017-MGZ-J00	45	5	90122-MGZ-J00	102	7		62	1	90701-MV9-670	51	21	94101-06700	75	18	
90019-KYJ-900	37	13	90123-MGZ-J00	102	8	90443-KTM-970	115	20	90742-KYJ-900	54	16	94101-06800	88	19	
90019-MGZ-J00	50	13	90129-MGZ-J00	108	27	90451-155-000	57	17	90852-KPP-T00	103	18	94101-10800	102	12	
90021-MGZ-D02	60	24	90130-KYJ-900	70	7	90451-KY2-000	55	12				94101-10800	111	18	
90021-MGZ-J00	50	14		75	14	90452-MKP-D01	44	15	91000			94102-08000	98	21	
	57	14	90130-MGZ-J00	75	15	90452-MR7-000	56	13				94103-05700	64	9	
90023-KYJ-900	47	4	90130-MKP-J00	103	15	90454-428-000	56	14	91001-MGZ-J00	54	17	94103-05800	94	16	
90023-MGZ-J00	57	15	90130-ML0-730	88	17	90454-KYJ-900	55	13	91007-MGS-D31	57	18	94103-06800	108	35	
90037-422-003	56	12	90131-883-000	50	15	90455-KYJ-900	55	14	91008-KCY-671	44	16	94103-08000	95	21	
90048-MY5-600	51	18	90131-KZZ-900	78	20	90456-MA6-000	55	15	91015-KT8-005	74	8	94109-12000	50	17	
90050-MKN-D11	44	12	90131-MGZ-J00	75	16	90459-438-000	56	15	91016-KT8-005	74	9		62	1	
90071-MB0-000	49	15	90132-KYJ-960	99	5	90463-MEE-000	42	11	91022-MN4-003	55	17	92101-05020-0A	105	13	
90101-MGZ-J00	111	11	90132-MFJ-D00	96	29		62	1	91023-MKP-D01	56	19	92101-06025-0A	110	7	
90101-MKP-J00	111	12	90132-MJE-D40	115	18	90463-ML7-000	48	10	91023-MN4-003	55	18	92501-08020-0A	98	20	
90102-KTM-D20	88	16	90133-KPP-T00	90	18		51	20	91026-MGZ-J00	56	20	92900-06016-0E	52	26	
90102-MAS-000	84	15		115	19		62	1	91052-MGS-D31	102	10	92900-08022-3E	37	15	
90102-MGZ-J00	111	13		117	14	90463-MR7-000	56	16	91053-MM5-004	85	20		50	18	
90103-MGZ-J00	111	14	90134-KPP-T00	113	21	90464-MR7-000	56	17	91054-MT6-831	80	11	93000	94301-10160	36	10
90104-KYJ-900	111	15	90135-K87-A00	108	28	90501-GN5-830	96	30		85	21	94301-12160	37	17	
90104-KZZ-900	63	5	90135-MS2-000	86	22	90501-K87-A00	85	19	91059-KY2-711	73	28	94510-14000	57	21	
90104-MGZ-J00	74	5	90145-MS9-612	67	20	90502-KGB-610	95	18	91071-KV3-005	100	17	94511-15000	97	17	
90105-MGS-D30	80	10		68	20	90503-KGA-900	73	26	91071-MT7-003	100	18	94520-35000	101	23	
	84	16		82	22	90503-MJE-D40	103	17	91106-MCF-003	57	19	94560-62200	56	22	
90106-MCF-D00	100	13	90156-GZ4-670	90	19	90504-964-000	115	21	91111-PJ2-003	44	17	94591-49000	105	16	
90107-K26-900	103	11	90165-MGZ-J00	97	11	90505-MGZ-A00	94	13	91202-MAL-601	100	19		108	36	
90107-MBG-000	73	21	90168-S2A-D10	111	16		105	11	91203-KSP-911	57	20	93891-05016-08	91	25	
90108-KPP-860	99	4	90180-MN8-006	83	22	90506-425-830	74	7	91204-KK0-003	43	9	93892-05012-08	49	18	
90108-KZZ-900	73	22	90191-KYJ-900	73	24	90507-MGZ-J00	66	21	91207-KT8-003	56	21	93892-05012-18	60	28	
90109-MR7-000	76	19	90202-KCW-870	67	21	90508-K21-921	82	23	91212-422-006	82	25	93892-05014-18	60	29	
90111-162-000	110	5		68	21	90538-KSH-900	91	21	91213-MB2-006	100	20	93893-04012-17	67	25	
90111-187-000	103	12	90231-MJE-D00	44	13	90543-MV9-670	36	9	91251-MKL-D81	77	22		69	25	
90111-KW3-003	114	14	90301-782-000	75	17		61	1	91253-442-003	85	22	93901-22020	113	23	
90111-MR5-000	106	4	90301-KGH-901	66	19	90544-283-000	76	21	91253-443-761	85	23	93901-24480	105	14	
90112-MGZ-J00	73	23		87	23	90545-300-000	67	22	91253-KZJ-901	80	12	93901-25280	101	22	
90113-438-000	66	18	90301-KWN-901	103	16		68	22	91262-KV3-831	101	21	93901-25320	92	26	
90113-MGZ-J00	97	10	90301-MGZ-J00	97	12		82	24		102	11	93903-24380	90	21	
90114-166-006	67	19	90302-425-830	74	6	90557-230-000	97	13	91301-MKP-T01	60	25		103	19	
	68	19	90302-KVB-T01	105	10	90601-107-000	55	16	91301-ML7-003	43	10	95012-17001	106	5	
90114-MFP-N00	96	28	90304-KGA-900	73	25	90601-KAF-003	97	14		62	1	95015-54000	82	28	
90115-KW7-900	114	15	90304-KGH-901	99	6	90603-MN4-000	56	18	91301-PLC-000	60	26	95701-06010-00	108	37	
90115-MGZ-J00	70	6		102	9	90646-657-000	91	22	91302-MB0-013	48	11	95701-06010-07	69	26	
	100	14	90304-KPH-700	95	17	90650-KV6-003	108	29		62	1	95701-06012-00	52	28	
90115-MKP-J00	103	13	90305-GW2-711	84	17		109	42	91303-KF0-003	51	22	95701-06012-07	82	29	
90115-MV9-000	98	18	90305-KCJ-951	100	15	90651-K14-A31	115	22		62	1	95701-06014-00	42	12	
													55	19	



PART NO. INDEX

Part Number	Page	Ref.	Part Number	Page	Ref.	Part Number	Page	Ref.	Part Number	Page	Ref.	Part Number	Page	Ref.
95701-06014-00	57	22												
95701-06014-08	108	38												
	111	19												
95701-06018-00	52	29												
95701-06020-07	97	18												
	109	39												
95701-06022-00	50	19												
95701-06022-07	113	27												
95701-06022-08	94	19												
	109	40												
95701-06028-08	93	9												
95701-06035-00	50	20												
	52	30												
95701-06040-08	52	31												
95701-06095-00	52	32												
95701-08050-00	95	22												
95701-08055-00	52	33												
95701-08075-00	52	34												
95701-10075-00	52	35												
95801-06028-00	42	13												
	49	19												
95801-08032-00	115	25												
96000														
96001-06012-00	70	8												
96001-06014-00	47	6												
96001-06014-07	52	36												
96001-06020-04	92	28												
96001-06040-00	47	7												
96100-62020-10	101	24												
96100-63050-00	55	20												
96211-08000	98	23												
96220-40080	57	23												
96400-08035-04	96	23												
96400-08050-00	96	24												
96600-06020-00	82	30												
96600-08020-10	57	24												
98000														
98200-33000	106	6												
99000														
99006-24000	118	13												

PART NAME INDEX

Part name	Page	Ref.	Part name	Page	Ref.	Part name	Page	Ref.
[A]			BEARING, SPECIAL RADIAL BALL, 6204	54	17	BOLT, FLANGE, 6X14	42	12
ARM COMP., EX. VALVE ROCKER ..	39	5	BELT, SEAT	88	13		47	6
ARM COMP., GEAR CHANGE	97	2	BODY ASSY., THROTTLE	59	7		52	36
ARM COMP., IN. VALVE ROCKER ..	39	4	BODY COMP., FRAME	111	1		55	10
ARM SUB ASSY., CUSHION	102	4	BODY COMP., IDLE AIR CONTROL VALVE	59	16		57	22
ARM, L. PILLION STEP	98	14	BODY SET	59	8		88	16
ARM, L. STEP	98	9		59	8		108	38
ARM, R. PILLION STEP	98	13		60	31		111	19
ARM, R. STEP	98	4	BOLT-WASHER, 4X8	51	13	BOLT, FLANGE, 6X16	78	19
AXLE, FR. WHEEL	80	2	BOLT-WASHER, 5X20	63	7		83	21
AXLE, RR. WHEEL	84	3		104	11	BOLT, FLANGE, 6X18	46	8
[B]			BOLT-WASHER, 5X40	104	12		52	29
BAG, SERVICE BOOK	118	2	BOLT-WASHER, 6X12	50	14	BOLT, FLANGE, 6X20	36	8
BAG, TOOL, 160MM	118	10		57	14		92	28
BALL, STEEL, #8	98	23	BOLT-WASHER, 6X16	113	20		97	18
BAND F, BATTERY	106	5	BOLT-WASHER, 6X22	63	5		109	39
BAND, INSULATOR	37	7	BOLT-WASHER, 9X100	37	10	BOLT, FLANGE, 6X22	50	19
BAND, L. RR. MUFFLER	95	8	BOLT ASSY., FR. FORK	76	15		66	17
BAND, TOOL	88	14	BOLT, CAP, 8X20	98	20		67	18
	103	9	BOLT, CHANGE PIVOT	97	10		68	18
BAND, WIRE	73	27	BOLT, CONNECTING ROD	53	6		94	19
	95	19	BOLT, DISK, 8X25	80	10		109	40
BAND, WIRE, 165MM	97	15		84	16		113	27
	109	43	BOLT, DRAIN PLUG, 12X15	50	15	BOLT, FLANGE, 6X25	42	9
BAND, WIRE, 95MM	108	29	BOLT, FLANGE SOCKET, 6X22	58	4		86	20
	109	42	BOLT, FLANGE SOCKET, 6X25	46	5	BOLT, FLANGE, 6X28	42	13
BAR COMP., SIDE STAND	99	2		48	8		49	19
BASE COMP., CONTACT	72	5	BOLT, FLANGE SOCKET, 6X28	43	8		50	12
BATTERY	106	1		46	7		75	13
BEARING A, CONNECTING ROD	53	7	BOLT, FLANGE SOCKET, 6X40	46	6		93	9
BEARING A, CRANKSHAFT	53	10	BOLT, FLANGE SOCKET, 6X60	48	9	BOLT, FLANGE, 6X30	44	12
BEARING B, CONNECTING ROD	53	7	BOLT, FLANGE, 10X146	111	15		75	16
BEARING B, CRANKSHAFT	53	10	BOLT, FLANGE, 10X35	111	16	BOLT, FLANGE, 6X32	37	12
BEARING C, CONNECTING ROD	53	7	BOLT, FLANGE, 10X40	74	5	BOLT, FLANGE, 6X35	37	11
BEARING C, CRANKSHAFT	53	10		111	11		50	20
BEARING D, CONNECTING ROD	53	7	BOLT, FLANGE, 10X52	111	12		52	30
BEARING D, CRANKSHAFT	53	10	BOLT, FLANGE, 10X62	102	6	BOLT, FLANGE, 6X39.5	37	13
BEARING E, CONNECTING ROD	53	7	BOLT, FLANGE, 10X65	111	13	BOLT, FLANGE, 6X40	47	7
BEARING E, CRANKSHAFT	53	10	BOLT, FLANGE, 10X75	52	35		52	31
BEARING, HEAD PIPE UNDER	74	9		111	14	BOLT, FLANGE, 6X95	52	32
BEARING, HEAD PIPE UPPER	74	8	BOLT, FLANGE, 12X50	47	4	BOLT, FLANGE, 8X32	78	20
BEARING, NEEDLE	100	17	BOLT, FLANGE, 5X12	94	12		115	25
		18	BOLT, FLANGE, 6MM	103	12	BOLT, FLANGE, 8X35	73	23
BEARING, NEEDLE, 14X22X16	57	19		110	5		96	23
BEARING, NEEDLE, 17X24X30	102	10	BOLT, FLANGE, 6X10	42	8	BOLT, FLANGE, 8X40	73	22
BEARING, NEEDLE, 17X27X14.8	55	17		67	16	BOLT, FLANGE, 8X45	76	19
BEARING, NEEDLE, 20X24X11	56	20		68	16	BOLT, FLANGE, 8X49	83	22
BEARING, NEEDLE, 20X34X16.8	56	19		69	26	BOLT, FLANGE, 8X50	95	22
BEARING, NEEDLE, 30X35X17	44	17		81	20		96	24
BEARING, RADIAL BALL, 25X47X8	57	18		108	37	BOLT, FLANGE, 8X55	52	33
BEARING, RADIAL BALL, 6202	101	24	BOLT, FLANGE, 6X12	52	28	BOLT, FLANGE, 8X75	52	34
BEARING, RADIAL BALL, 6303UU	80	11		68	17	BOLT, HANDLE LEVER PIVOT	67	19
	85	21		70	8		68	19
BEARING, RADIAL BALL, 6304UU	85	20		78	18	BOLT, HEAD COVER	36	7
BEARING, RADIAL BALL, 6305	55	20		81	21	BOLT, HEX., 5X20	105	13
BEARING, RADIAL BALL, 6903	44	16		82	29	BOLT, HEX., 6X25	110	7
				83	20	BOLT, HEX., 8X50	100	13
				88	17			



PART NAME INDEX

Part name	Page	Ref.	Part name	Page	Ref.	Part name	Page	Ref.
BOLT, L. STEERING HANDLE LEVER PIVOT	66	18	BRACKET SUB ASSY., R. FR.	78	17	CIRCLIP, EXTERNAL, 15MM.....	97	17
BOLT, MAIN STEP RUBBER SETTING	98	18	BRACKET, HANDLE LEVER.....	79	23	CIRCLIP, INTERNAL, 35MM.....	101	23
BOLT, OIL, 10X22	67	20	BRIDGE COMP., FORK TOP.....	66	13	CLAMPER A, FR. BRAKE HOSE.....	67	3
	68	20	BRUSH SET A, CARBON.....	72	19		68	4
	82	22	BRUSH SET B, CARBON.....	49	2	CLAMPER A, RR. BRAKE.....	81	1
BOLT, ONE-WAY, 8MM	73	21	BULB.....	49	3	CLAMPER B, FR. BRAKE HOSE.....	67	4
BOLT, PIN	83	17	BUSH.....	105	2		68	5
BOLT, SEALING, 12MM	37	4	BUSH, GUIDE.....	76	7	CLAMPER, SENSOR CORD.....	78	3
	51	4	BUSH, SLIDER.....	76	8		14	
BOLT, SEALING, 18MM	51	18	[C]			CLAMP, ABS CORD.....	83	5
BOLT, SETTING	49	6	CABLE COMP. A, THROTTLE.....	66	1	CLAMP, A.C. GENERATOR CORD....	47	1
BOLT, SHOULDER	60	24	CABLE COMP. B, THROTTLE.....	66	2	CLAMP, FUEL HOSE.....	87	24
BOLT, SIDE STAND PIVOT.....	99	4	CABLE COMP., CLUTCH.....	66	3	CLAMP, HARNESS.....	108	30
BOLT, SOCKET KNOCK, 6MM	51	16	CABLE, BATTERY EARTH.....	49	13	CLAMP, MASTER CYLINDER OIL HOSE	81	10
BOLT, SOCKET, 10MM	51	14	CABLE, STARTER MOTOR.....	49	12	CLAMP, TUBE.....	91	23
		15	CALIPER SUB ASSY., RR.....	83	11		94	18
BOLT, SOCKET, 10X48	102	7	CALIPER SUB ASSY., R. FR.	78	16	CLIP, 4X90.....	105	16
BOLT, SOCKET, 10X58	102	8	CAMSHAFT COMP., EX.....	39	3		108	36
BOLT, SOCKET, 4X25	86	21	CAMSHAFT COMP., IN.....	39	2	CLIP, AIR HOSE, 16MM.....	91	22
BOLT, SOCKET, 5X9	106	4	CANISTER COMP.....	94	4	CLIP, BODY COVER.....	90	20
BOLT, SOCKET, 6X20	65	3	CAP ASSY., NOISE SUPPRESSOR...	110	4	CLIP, BRAKE PIPE.....	71	3
	82	30	CAP COMP., FUEL FILLER.....	86	14	CLIP, BREATHER TUBE.....	93	1
BOLT, SOCKET, 8MM	45	5	CAP COMP., RADIATOR.....	112	6		2	
	76	20	CAP, 45MM.....	43	2	CLIP, BUMPER SEAL.....	103	20
BOLT, SOCKET, 8X20	57	24	CAP, BLEEDER.....	78	8	CLIP, CABLE, 10MM.....	78	22
BOLT, SOCKET, 8X22	98	19		83	14	CLIP, CABLE, 14MM.....	78	21
BOLT, SPECIAL, 10MM	56	12	CAP, CYLINDER HEAD COVER.....	36	2		83	23
BOLT, SPECIAL, 10X16	103	13		61	1	CLIP, COUPLER.....	78	5
BOLT, SPECIAL, 10X25	54	14	CAP, DUMMY.....	107	6		108	31
BOLT, SPECIAL, 5X16	115	17	CAP, MASTER CYLINDER.....	67	9	CLIP, HARNESS.....	49	14
BOLT, SPECIAL, 5X8	96	28		68	9	CLIP, OIL DRAIN TUBE.....	91	1
BOLT, SPECIAL, 6X16	99	5	CAP, MUFFLER TAIL.....	81	14	CLIP, PISTON PIN, 16MM.....	53	4
	103	11	CAP, OIL FILLER.....	95	15	CLIP, RETURN HOSE.....	83	19
BOLT, SPECIAL, 6X18	96	29	CAP, RESERVE TANK.....	112	11	CLIP, SLIDE.....	115	22
BOLT, SPECIAL, 6X23.5	88	15	CAP, STEERING NUT.....	72	18		117	15
BOLT, STUD, 12X25	84	15	CARTRIDGE, OIL FILTER.....	50	10	CLIP, SUB TANK HOSE.....	91	16
BOLT, STUD, 6X16	52	26	CASE ASSY., UNDER.....	64	3	CLIP, SWITCH COVER.....	97	14
BOLT, STUD, 8X22	37	15	CASE ASSY., UPPER.....	64	2	CLIP, THROTTLE WIRE.....	94	7
BOLT, SWINGARM PIVOT.....	100	5	CASE COMP., L. BOTTOM.....	76	18	CLIP, TUBE.....	113	24
BOLT, TANK HINGE.....	86	22	CASE COMP., R. BOTTOM.....	76	10		2	
BOLT, TERMINAL.....	49	7	CASE SUB ASSY., AIR CLEANER...	91	9	CLIP, WATER HOSE.....	48	6
BOLT, TIE ROD.....	97	11	CASE, DRIVE CHAIN.....	100	1		7	
BOLT, UBS, 8X105	51	17	CASE, L. BOTTOM.....	76	18		94	14
BOLT, WIRE ADJUSTING.....	66	16	CASE, R. BOTTOM.....	76	10	COIL COMP., L. IGNITION.....	110	2
BOOT B.....	78	13	CENTER COMP., SHIFT DRUM.....	57	6	COIL COMP., R. IGNITION.....	110	3
	83	18	CENTER, CLUTCH.....	44	3	COLLAR.....	63	4
BOOT COMP.	67	6	CHAIN KIT, DRIVE.....	101	25		94	13
	68	6	CHAIN, CAM.....	42	1	COLLAR A, ENGINE HANGER.....	111	4
	81	6	CHAIN, DRIVE.....	100	2	COLLAR A, FR. FENDER.....	75	7
BOOT, PIN BUSH.....	78	12	CHAIN, OIL PUMP.....	50	6		103	2
BOOT, SLEEVE.....	83	10	CIRCLIP.....	67	23	COLLAR B, L. ENGINE HANGER....	111	6
BOSS, OIL FILTER.....	50	13		68	23	COLLAR B, RR. AXLE DISTANCE...	84	9
BRACE, FR. FENDER.....	75	5	CIRCLIP, 25MM.....	55	16	COLLAR B, RR. FORK PIVOT.....	100	6
BRACKET COMP., FENDER A.....	103	5	CIRCLIP, 28MM.....	56	18			
BRACKET COMP., FUEL TANK	111	3	CIRCLIP, EXTERNAL, 14MM.....	57	21			
BRACKET COMP., RR. BRAKE	83	8						
		24						

PART NAME INDEX

Part name	Page	Ref.	Part name	Page	Ref.	Part name	Page	Ref.
COLLAR B, R. ENGINE HANGER ...	111	5	COVER, DUST	97	4	DRIVER, SCREW	118	3
COLLAR, 12.7X11	98	3	COVER, FR. LOWER	114	8	DRUM COMP., GEARSHIFT	57	5
COLLAR, 25X28X12	55	6	COVER, L. PIVOT	111	8	DUCT, AIR CLEANER	91	10
COLLAR, 28MM	56	4	COVER, MUFFLER	95	7	DUST SEAL, 17X24X5	101	21
COLLAR, 8.5X7	96	30		96	26		102	11
COLLAR, AIR CLEANER MOUNTING ..	91	8	COVER, REED VALVE	36	6	DUST SEAL, 22X35X7	100	20
COLLAR, BANK ANGLE SENSOR	108	27	COVER, RELAY	108	22	DUST SEAL, 25X33X4	100	19
COLLAR, BODY COVER	110	6	COVER, RELAY BOX	107	17	DUST SEAL, 30X47X8	85	23
COLLAR, CENTER PIVOT DISTANCE ..	100	7	COVER, RR. FENDER	103	7	DUST SEAL, 30X52X7	85	22
COLLAR, CUSHION CONNECTING ROD ..	100	12	COVER, R. PIVOT	111	7	DUST SEAL, STEERING HEAD	74	2
	102	2	COWL B, L. MIDDLE	116	9	DUST SEAL, STEERING UPPER	74	1
COLLAR, EX. PIPE MOUNTING	95	13	COWL B, L. RR.	89	10			
COLLAR, FAN COVER	92	29	COWL B, R. MIDDLE	116	3	[E]		
COLLAR, FR. AXLE DISTANCE	80	5	COWL B, R. RR.	89	9	ELEMENT, AIR CLEANER	91	2
COLLAR, FR. FENDER	93	7	COWL SET A, L. RR.	89	6	EMBLEM, KEY	72	8
	94	11	COWL SET A, R. RR.	89	4	EMBLEM, PRODUCT	72	20
COLLAR, FR. FENDER MOUNTING ..	75	8	COWL SET, FR. UPPER	114	6			
COLLAR, FR. WHEEL SIDE	80	3	COWL SET, L. MIDDLE	116	7	[F]		
COLLAR, HEAD SIDE COVER	95	18	COWL SET, L. UNDER	116	11	FAN COMP., COOLING	112	5
COLLAR, HORN SETTING	107	11		117	11	FENDER ASSY. B, RR.	103	6
COLLAR, L. PIVOT DISTANCE	100	8	COWL SET, R. MIDDLE	116	1	FENDER SET A, RR.	103	4
COLLAR, L. RR. WHEEL SIDE	84	5	COWL SET, R. UNDER	116	5	FENDER SET, FR.	75	10
COLLAR, MOUNTING	103	17	COWL, L. FR. SIDE	114	12	FENDER, FR.	75	4
COLLAR, MUFFLER MOUNTING	95	10	COWL, L. INNER	116	10	FILM, PROTECTOR	114	3
COLLAR, RADIATOR MOUNTING	70	3	COWL, RR. CENTER	89	3	FILTER ASSY., FUEL	86	4
	86	17	COWL, R. FR. SIDE	114	9	FILTER SET, OIL	50	2
	113	18	COWL, R. INNER	116	4	FLANGE SUB ASSY., RR. DRIVEN ..	84	7
COLLAR, REGULATOR MOUNTING ...	63	3	COWL, SEAT CENTER	89	8	FLYWHEEL COMP.	47	2
COLLAR, RR. AXLE	100	4	CRANKCASE SET	51	1	FORK ASSY., L. FR.	76	17
COLLAR, RR. AXLE DISTANCE	84	8	CRANKSHAFT COMP.	53	9	FORK ASSY., R. FR.	76	1
COLLAR, RR. BRAKE SIDE	84	4	CUP COMP., OIL	81	8	FORK, CENTER GEARSHIFT	57	3
COLLAR, SEAT SETTING	75	11	CUSHION ASSY., RR.	102	1	FORK, L. GEARSHIFT	57	4
COLLAR, SPLINE, 25X28X13	55	8	CUSHION, FUEL TANK RR. PIVOT ..	86	10	FORK, R. GEARSHIFT	57	2
COLLAR, SPLINE, 28X31X9	56	7	CUSHION, PGM-FI UNIT	108	24	FUNNEL, AIR	91	7
COLLAR, SPRING	76	3		110	9	FUSE, BLADE	106	6
COLLAR, TAILLIGHT	103	8	CYLINDER SET, MASTER	67	13		107	12
COLLAR, TAILLIGHT MOUNTING	88	2		68	13			13
COLLAR, TENSIONER	42	3	CYLINDER SUB ASSY., FR. BRAKE	67	7			14
COLLAR, WINKER	104	2	MASTER	68	7			
		5	CYLINDER SUB ASSY., RR. BRAKE	81	7	[G]		
CONNECTOR, MASTER CYLINDER ...	81	5	MASTER			GASKET COMP., CYLINDER HEAD		
COTTER, VALVE	39	13				COVER	36	4
COUNTERSHAFT COMP.	56	1	[D]				61	1
COVER ASSY., CYLINDER HEAD ...	36	1	DAMPER SET, WHEEL	84	1	GASKET KIT A	61	1
COVER ASSY., L. SIDE	89	14	DIAPHRAGM	67	11	GASKET KIT B	62	1
	90	15		68	11	GASKET, CYLINDER HEAD	37	5
COVER ASSY., R. SIDE	89	11		81	15		61	1
		12	DIODE ASSY., THREE WAY	107	2	GASKET, EX. PIPE	61	1
COVER COMP., LICENSE	105	6	DISK SET, CLUTCH	44	18		95	2
COVER COMP., L. RR.	46	2	DISK, FR. BRAKE	80	9	GASKET, TENSIONER HOLE	42	6
COVER COMP., R. CRANKCASE	43	1	DISK, RR. BRAKE	84	13		62	1
COVER COMP., THERMOSTAT	58	3	DOWEL PIN, 10X16	36	10	GASKET, WATER PUMP BODY	48	3
COVER COMP., UPPER	107	15		51	21		62	1
		16	DOWEL PIN, 8X14	37	16	GEAR, COUNTERSHAFT FIFTH	56	8
COVER COMP., WATER PUMP	48	2		43	12	GEAR, COUNTERSHAFT FIRST	56	2
COVER SUB ASSY., AIR CLEANER ..	91	12		46	10	GEAR, COUNTERSHAFT FOURTH	56	6
COVER, ABS MODULATOR	70	4		50	18			
COVER, A.C. GENERATOR	46	1						
COVER, CLUTCH SWITCH	66	5						



PART NAME INDEX

Part name	Page	Ref.	Part name	Page	Ref.	Part name	Page	Ref.
GEAR, COUNTERSHAFT SECOND	56	3	[I]			MARK, R. WING	120	9
GEAR, COUNTERSHAFT SIXTH	56	9	INJECTOR ASSY., FUEL	59	15	METER ASSY., COMBINATION	64	1
GEAR, COUNTERSHAFT THIRD	56	5	INSULATOR	49	9	METER COMP., LCD	64	4
GEAR, MAINSHAFT FIFTH	55	5	INSULATOR, THROTTLE BODY	37	6	MIRROR ASSY., L. BACK	65	2
GEAR, MAINSHAFT SECOND	55	3	[J]			MIRROR ASSY., R. BACK	65	1
GEAR, MAINSHAFT SIXTH	55	7	JET COMP., OIL	51	3	MODULATOR ASSY.	70	2
GEAR, MAINSHAFT THIRD & FOURTH	55	4	JOINT A, VACUUM TUBE	60	22	MOTOR ASSY.	59	11
GEAR, PRIMARY DRIVE	54	13	JOINT, BRAKE ROD	81	18	MOTOR ASSY., FAN	112	8
GEAR, STARTER DRIVEN	45	1	JOINT, BREATHER TUBE	86	6	MOTOR ASSY., STARTER	49	1
GEAR, STARTER REDUCTION	45	3	JOINT, DRIVE CHAIN	100	3	MUFFLER COMP.	95	4
GRIP	118	4	JOINT, THREE WAY	87	26			5
GRIP COMP., THROTTLE	66	11	JOINT, TUBE	60	23	[N]		
GRIP, L. HANDLE	66	12	JOINT, WATER	51	6	NUT-WASHER, 6MM	49	15
GROMMET, AIR CLEANER CASE	86	19	[K]			NUT, CAP, 5MM	94	15
	89	13	KEY SET	72	3	NUT, CAP, 6MM	67	21
	111	10	KEY, BLANK	72	9	NUT, CAP, 8MM	68	21
GROMMET, INNER PANEL	103	3	KEY, SEAT LOCK	88	11	NUT, CLIP, 5MM	63	6
GROMMET, SIDE COVER	111	9	KEY, TOP	64	5	NUT, CONNECTING ROD	53	8
GUARD, NUMBER PLATE	115	26	KEY, WOODRUFF, 25X18	54	16	NUT, COWL SETTING, 5MM	114	14
GUARD, PROTECTOR	96	25	[L]			NUT, FIXING	66	20
GUIDE A, CAM CHAIN	42	7	LABEL, ACCESSORIES & LOADING --	119	7	NUT, FLANGE, 10MM	111	17
GUIDE B, CAM CHAIN	42	5	LABEL, AIR CLEANER ELEMENT			NUT, FLANGE, 3MM	113	22
GUIDE COMP., CABLE	72	7	NOTICE	119	6	NUT, FLANGE, 6MM	52	27
GUIDE, CLUTCH OUTER	44	2	LABEL, CHAIN ADJUSTER	119	5		87	25
GUIDE, CORD	72	6	LABEL, DRIVE CAUTION	119	8		88	18
GUIDE, EX. VALVE	37	3	LABEL, FRENCH TRANSLATION	119	9		93	8
GUIDE, IN. VALVE	37	2	LABEL, FUEL & DRIVE	119	10		108	33
[H]			LABEL, MANUFACTURER	119	2		34	
HANDLE, EYE WRENCH	118	9	LABEL, RADIATOR CAP	112	7	NUT, FLANGE, 8MM	95	20
HARNESS, WIRE	107	3	LABEL, RR. DAMPER	102	5	NUT, HEX. CAP, 8MM	95	17
HEADLIGHT ASSY.	63	1	LABEL, TIRE & DRIVE CHAIN	119	3	NUT, HEX., 6MM	97	16
HEAD ASSY., CYLINDER	37	1	LEVER ASSY., R. HANDLE	67	14	NUT, HEX., 8MM	66	22
HEAT GUARD, HORN	107	10					82	26
HOLDER, BRACKET	73	29	LEVER COMP., CLUTCH	68	14		100	16
HOLDER, BRUSH	49	4	LEVER COMP., L. HANDLE	68	10	NUT, LOCK, 22MM	44	13
HOLDER, L. MAIN STEP	98	12	LEVER SUB ASSY., AIR CLEANER	66	15	NUT, SETTING	112	2
HOLDER, L. PILLION STEP	98	17	LID SUB ASSY., AIR CLEANER	91	11	NUT, SPECIAL, 6MM	97	12
HOLDER, MASTER CYLINDER	66	10	LIFTER ASSY., TENSIONER	42	4	NUT, STEERING STEM	73	25
	67	10	LIGHT ASSY., LICENSE	105	5	NUT, U, 10MM	99	6
	68	10	LOCK COMP., SEAT	88	7		102	9
HOLDER, R. MAIN STEP	98	2	[M]			NUT, U, 12MM	85	18
HOLDER, R. PILLION STEP	98	15	MAINSHAFT	55	1	NUT, U, 14MM	100	15
HORN COMP.	107	9	MARK, ABS	121	11	NUT, U, 16MM	84	17
HOSE A, WATER	48	4	MARK, HONDA	120	3	NUT, U, 5MM	103	16
HOSE COMP. A, FR. BRAKE	68	2					105	10
HOSE COMP. A, RR. BRAKE	81	3	MARK, L. UNDER COWL	120	6	NUT, U, 6MM	66	19
HOSE COMP. B, FR. BRAKE	68	3	MARK, L. WING	120	10		75	17
HOSE COMP. B, RR. BRAKE	81	4					87	23
HOSE COMP., FR. BRAKE	67	2	MARK, L. WING	121	10	NUT, WELL, 5MM	90	19
HOSE COMP., FUEL FEED	86	9	MARK, RECEIVER	72	2			
HOSE COMP., RR. BRAKE	82	31	MARK, R. UNDER COWL	120	5	[O]		
HOSE, RADIATOR LOWER	112	15				OIL SEAL, 12X18X5	43	9
HOSE, RADIATOR UPPER	112	14						
HOSE, RR. MASTER CYLINDER	81	9						
HOSE, WATER BYPASS	48	5						

PART NAME INDEX

Part name	Page	Ref.	Part name	Page	Ref.	Part name	Page	Ref.
RUBBER, PROTECTOR	86	18	SCREW, TAPPING, 4X12	90	21	SPRING, CLUTCH LEVER	43	5
	89	1		103	19	SPRING, FR. FORK	76	2
	95	3		105	15	SPRING, FR. REBOUND	76	9
RUBBER, PURGE CONTROL SOLENOID	94	9		108	32	SPRING, JUDDER	44	8
RUBBER, RR. COWL MOUNTING ----	75	12		115	24	SPRING, KICK STARTER STOPPER..	98	1
RUBBER, RR. HEAT GUARD	112	13		117	16	SPRING, L. STEP RETURN	98	10
RUBBER, R. WINKER MOUNTING ...	104	3	SCREW, TAPPING, 4X16	105	14	SPRING, PAD	78	6
		4	SCREW, TAPPING, 5X12	101	22		83	7
RUBBER, SCREEN SETTING	114	4	SCREW, TAPPING, 5X14	64	8	SPRING, R. STEP RETURN	98	5
RUBBER, SEAT CUSHION	88	5	SCREW, TAPPING, 5X16	92	26	SPRING, SEAT LOCK	88	8
RUBBER, SEAT SETTING	88	4	SCREW, TAPPING, 5X20	92	27	SPRING, SHIFT DRUM STOPPER ...	57	9
RUBBER, SHOCK	106	3	SCREW, TORX, 5X17	59	3	SPRING, SHIFT RETURN	57	12
RUBBER, SIDE COVER	91	20	SCREW, TORX, 5X8.7	59	2	SPRING, STOP SWITCH	97	7
	103	10	SCREW, VISOR SPECIAL SETTING ..	114	15	SPRING, VALVE INNER	39	10
	105	9	SEAL RING, INJECTOR	59	17	SPRING, VALVE OUTER	39	9
	108	26	SEAL SET, FR. FORK	76	16	SPROCKET, DRIVE	56	10
RUBBER, TAILLIGHT BRACKET ----	107	7	SEAL SET, PISTON	78	1	SPROCKET, FINAL DRIVEN	84	2
RUBBER, TANK COVER	86	8		83	2	SPROCKET, OIL PUMP DRIVE	50	4
RUBBER, THERMOSTAT	58	2	SEAL, AIR CLEANER	91	3	SPROCKET, OIL PUMP DRIVEN	50	5
	61	1	SEAL, AIR CLEANER DUCT	91	6	SPROCKET, TIMING	54	12
			SEAL, AIR CLEANER LID	91	4	STATOR COMP.	47	3
[S]			SEAL, BREATHER	86	15	STAY B, RR. BRAKE	81	2
			SEAL, DUST	77	22	STAY COMP., ABS MODULATOR	70	1
SCREW-WASHER, 4X12	67	25	SEAL, RADIATOR CAP	112	7	STAY COMP., FR. UPPER COWL	114	5
	69	25	SEAL, THROTTLE BODY	91	5	STAY, CLAMPER	66	8
	82	23	SEAL, VALVE STEM	39	1		9	
SCREW-WASHER, 5X12	49	18	SEAT ASSY., PILLION	88	12	STAY, CLIP	83	4
	60	28	SEAT ASSY., SINGLE	88	3	STAY, COUPLER	107	5
SCREW-WASHER, 5X14	60	29	SEAT, CLUTCH SPRING	44	9	STAY, ENGINE SUB HARNESS	91	17
SCREW-WASHER, 5X16	91	25	SEAT, JUDDER SPRING	44	4	STAY, HARNESS	91	18
SCREW-WASHER, 5X20	66	21	SEAT, VALVE SPRING	39	12	STAY, HARNESS CLIP	51	9
SCREW-WASHER, 5X25	72	17	SENSOR ASSY., BANK ANGLE	107	8	STAY, L. FR. NUMBER	115	28
SCREW, 4X6.6	86	3	SENSOR ASSY., CRANK	46	4	STAY, L. FR. SIDE REFLECTOR ...	75	3
SCREW, BLEEDER	78	7	SENSOR ASSY., SPEED	51	12	STAY, L. RR. UNDER COWL	50	11
	83	13	SENSOR ASSY., WATER			STAY, OIL CUP	81	19
						STAY, RELAY BOX	108	25
SCREW, FLAT, 4X12	67	24				STAY, R. FR. NUMBER	115	27
	68	24	SENSOR SET	59	1	STAY, R. FR. SIDE REFLECTOR ...	75	2
SCREW, FLAT, 4X60	81	11	SENSOR, AIR FUEL RATIO	95	14	STAY, R. RR. UNDER COWL	43	7
SCREW, OVAL, 6X50	73	24	SENSOR, FR. WHEEL SPEED	78	4	STAY, WIRE	59	12
SCREW, PAN, 4X8	60	27	SENSOR, RR. WHEEL SPEED	83	3	STEM SUB ASSY., STEERING	74	3
SCREW, PAN, 4X8.5	112	4	SHAFT COMP., BALANCER	54	11	STOPPER	86	2
SCREW, PAN, 5MM	91	24	SHAFT C, IDLE GEAR	45	4	STOPPER COMP., GEARSHIFT DRUM ..	57	8
SCREW, PAN, 5X14	113	21	SHAFT, GEARSHIFT FORK	57	7	STOPPER, TERMINAL	49	10
	115	18	SHAFT, ROCKER ARM	39	6	STRAINER COMP., OIL	50	7
SCREW, PAN, 5X20	90	17	SHIM, TAPPET	39	14	STRIPE KIT, L. WHEEL	120	2
SCREW, PAN, 6X14	90	18		40	14	STRIPE KIT, R. WHEEL	120	1
	115	19		41	14	STRIPE, L. FR. UPPER COWL	121	15
	117	14	SHROUD COMP.	112	3	STRIPE, L. FUEL TANK	120	8
SCREW, PAN, 6X20	95	16	SLEEVE	83	15	STRIPE, L. MIDDLE COWL	121	13
SCREW, PAN, 6X22	70	7	SLIDER, CHAIN	100	9	STRIPE, L. RR. COWL	121	17
	75	14	SPANNER, 10X14	118	6	STRIPE, R. FR. UPPER COWL	121	14
	103	15	SPANNER, 8X12	118	7	STRIPE, R. FUEL TANK	120	7
SCREW, PAN, 6X25	108	28	SPANNER, PIN	118	5	STRIPE, R. MIDDLE COWL	121	12
SCREW, PAN, 6X30	75	15	SPINDLE COMP., GEARSHIFT	57	10	STRIPE, R. RR. COWL	121	16
SCREW, SPECIAL, 6X14	70	6	SPONGE, RUBBER	91	19	SUB HARNESS, ENGINE	51	7
	100	14	SPRING ASSY., BRAKE PEDAL	97	9	SUB HARNESS, FR.	107	4
SCREW, TAPPING, 3X14	64	7	SPRING ASSY., SIDE STAND	99	3	SUB HARNESS, OIL PRESSURE	51	8
SCREW, TAPPING, 3X16	73	28	SPRING, CARBON BRUSH	49	5	SUSPENSION, TAILLIGHT	105	4
SCREW, TAPPING, 3X6	113	23	SPRING, CLUTCH	44	7			

PART NAME INDEX

Part name	Page	Ref.	Part name	Page	Ref.	Part name	Page	Ref.
SUSPENSION, WINKER RELAY	107	19	VALVE, RIM	80	1	WEIGHT B, STEERING HANDLE	72	12
SWINGARM SUB ASSY., RR.	100	11		84	12	WEIGHT, BALANCE	80	8
SWITCH ASSY., CHANGE	51	11	VISOR COMP., METER	114	11		84	14
SWITCH ASSY., COMBINATION & LOCK	72	4				WEIGHT, STEERING HANDLE	72	11
SWITCH ASSY., ENGINE STOP	66	4	[W]			WHEEL SUB ASSY., FR.	80	6
SWITCH ASSY., FR. STOP	67	1	WASHER	49	11	WHEEL SUB ASSY., RR.	84	10
	68	1	WASHER, 10.2MM	56	15	WINDSCREEN SET	114	13
SWITCH ASSY., OIL PRESSURE ...	51	10	WASHER, 10.5X40	54	15	WINKER ASSY., L. FR.	104	6
SWITCH ASSY., RR. STOP	97	6	WASHER, 12.2X17X1.5	37	14	WINKER ASSY., L. RR.	104	10
SWITCH ASSY., SIDE STAND	99	1		61	1	WINKER ASSY., R. FR.	104	1
SWITCH ASSY., STARTER MAGNETIC	106	2	WASHER, 12.5X30X5	47	5	WINKER ASSY., R. RR.	104	9
SWITCH ASSY., WINKER	66	6	WASHER, 14MM	57	17	WRENCH, EYE, 19MM	118	11
SWITCH COMP., FR. LEVER	66	7	WASHER, 15.2X25	97	13	WRENCH, EYE, 24MM	118	13
			WASHER, CHAIN SLIDER	100	10	WRENCH, HEX., 5MM	118	12
[T]			WASHER, DRAIN PLUG, 12MM	50	17	WRENCH, PLUG	118	8
TAILLIGHT UNIT	105	3		62	1			
TANK ASSY., FUEL	86	7	WASHER, DRUM STOPPER	57	16			
TANK, RADIATOR RESERVE	112	9	WASHER, LOCK	74	7			
TAPE B, TANK GUARD	94	6	WASHER, LOCK, 25MM	55	14			
TENSIONER COMP., CAM CHAIN ...	42	2	WASHER, LOCK, 28MM	56	17			
THERMOSTAT	58	1	WASHER, OIL BOLT	67	22			
THREAD B, STEERING HEAD TOP ..	74	6		68	22			
THREAD COMP., STEERING HEAD			WASHER, PLAIN, 10MM	82	24			
	74	4		102	12			
TIRE, FR.	80	7	WASHER, PLAIN, 16.4X32X2	111	18			
TIRE, RR.	84	11	WASHER, PLAIN, 5MM	85	19			
T-JOINT, FUEL	60	21		64	9			
TRAY, IGNITION COIL	110	1	WASHER, PLAIN, 6MM	94	16			
TUBE	93	4		75	18			
	94	2	WASHER, PLAIN, 8MM	88	19			
TUBE A, DRAIN	91	14		108	35			
TUBE, 3.5X45	60	30	WASHER, PLAIN, 8MM	95	21			
TUBE, 4.5X175	87	28	WASHER, RUBBER, 8.5X13X2.5	98	21			
TUBE, 5X400	113	26	WASHER, SCREEN SETTING	96	27			
TUBE, 7.3X640	87	29	WASHER, SEALING, 6MM	114	1			
TUBE, AIR INJECTION SOLENOID .	93	3		42	10			
TUBE, BREATHER	91	13	WASHER, SEALING, 6.5MM		11			
TUBE, CANISTER	94	3		62	1			
TUBE, CANISTER DRAIN	94	5	WASHER, SEALING, 8MM	48	10			
TUBE, FUEL TANK BREATHER	87	27		51	20			
TUBE, FUEL TANK DRAIN	86	12	WASHER, SEALING, 8MM	62	1			
		13		62	1			
TUBE, FUEL, 7.3X80	94	17	WASHER, SEAT LOCK	88	10			
TUBE, PURGE	59	18	WASHER, SPECIAL, 6MM	91	21			
TUBE, RESERVE TANK	112	10	WASHER, SPECIAL, 8MM	76	21			
TUBE, VENT	105	1	WASHER, SPLINE, 25X31X1.5	55	12			
			WASHER, SPLINE, 25X42X1.6	55	13			
[V]			WASHER, SPLINE, 28MM	56	16			
VALVE ASSY., AIR INJECTION			WASHER, SPLINE, 28X34X1.5	56	13			
	93	6	WASHER, SPRING, 22MM	44	14			
VALVE ASSY., RELIEF	50	9	WASHER, STEERING STEM	73	26			
VALVE COMP., REED	36	5	WASHER, SWINGARM SIDE	44	11			
VALVE SET, IDLE AIR CONTROL ..	59	10	WASHER, THRUST, 17.2MM	55	11			
VALVE, EX.	39	8	WASHER, THRUST, 20MM	56	14			
VALVE, IN.	39	7	WASHER, THRUST, 25MM	55	15			
VALVE, PURGE CONTROL SOLENOID	94	10	WASHER, THRUST, 25X45X1.6	44	15			
			WASHER, THRUST, 5MM	115	21			

November 18, 2018



PARTS CATALOGUE NEWS

Honda Motor Co., Ltd.
Service Division Service Information Dept.

PARTS CATALOGUE - CORRECTED

Printed in Japan

CODE NO.	13MKPK11
PARTS CATALOGUE NEWS	CBR500R/RA CBR500RK CBR500RAK
NEWS NO.	001

(TH-KD)

YUMBO-JP.COM

NOTE A:PART NO. CHANGE D:NEWLY PROVIDED E:PART NO. DELETION K:REQUIRED NO. CORRECTION L:APPLICATION SERIAL NO. CORRECTION
M:PART DESCRIPTION CORRECTION T:APPLICATION CORRECTION Z:REMARKS CHANGE

PARTS CATALOGUE NEWS

BOOKNo. : 13MKPK11

CBR500R (CBR500RK)

No.	MODEL		CBR500RK						
	COLOR		Grand prix red R-380	Mat axis gray metallic NH-303M	Pearl metalloid white NH-A96P	Applicable model		Applicable block No.	Ref. No.
	CODE					Initial applicable model	Final applicable model		
	Name of colored parts	Basic part No.	R380	NH303	NHA96				
19	MARK, HONDA	86102-MGZ-J00	ZA	ZA	ZA			F-50	4
20	MARK, L. UNDER COWL	86104-MKP-J00	ZC	ZB	ZA			F-50	6
21	MARK, L. WING	86202-MKP-J00	ZC	ZB	ZA			F-50	10
22	MARK, R. UNDER COWL	86103-MKP-J00	ZC	ZB	ZA			F-50	5
23	MARK, R. WING	86201-MKP-J00	ZC	ZB	ZA			F-50	9
24	RAIL COMP., SEAT	50240-MKP-J00	ZA	ZA	ZA			F-39	2
25	SEAT ASSY., PILLION	77300-MJW-J01	ZB	ZB	ZB			F-23	12
26	SEAT ASSY., SINGLE	77100-MJW-J02	ZA	ZA	ZA			F-23	3
27	STRIPE, L. FR. UPPER COWL	86644-MKP-J00	ZC	ZB	ZA			F-50	15
28	STRIPE, L. FUEL TANK	86172-MKP-J00	ZC	ZB	ZA			F-50	8
29	STRIPE, L. MIDDLE COWL	86642-MKP-J00	ZC	ZB	ZA			F-50	13
30	STRIPE, L. RR. COWL	86772-MKP-J00	ZC	ZB	ZA			F-50	17
31	STRIPE, R. FR. UPPER COWL	86643-MKP-J00	ZC	ZB	ZA			F-50	14
32	STRIPE, R. FUEL TANK	86171-MKP-J00	ZC	ZB	ZA			F-50	7
33	STRIPE, R. MIDDLE COWL	86641-MKP-J00	ZC	ZB	ZA			F-50	12
34	STRIPE, R. RR. COWL	86771-MKP-J00	ZC	ZB	ZA			F-50	16
35	TANK ASSY., FUEL	17500-MKP-J00	ZC	ZB	ZA			F-21	7
36	WHEEL SUB ASSY., FR.	44650-MKP-J00	ZC	ZB	ZA			F-14-40	6
37	WHEEL SUB ASSY., RR.	42650-MKP-J10	ZC	ZB	ZA			F-19-40	10
38	WINDSCREEN SET	67110-MKP-J00	ZA	ZA	ZA			F-43	13
39	STRIPE KIT.L. EHEEL	44880-MKP-J00	ZG	ZF	ZH			F-50	2
40	STRIPE KIT.R. EHEEL	44870-MKP-J00	ZG	ZF	ZH			F-50	1

NOTE A:PART NO. CHANGE D:NEWLY PROVIDED E:PART NO. DELETION K:REQUIRED NO. CORRECTION L:APPLICATION SERIAL NO. CORRECTION
M:PART DESCRIPTION CORRECTION T:APPLICATION CORRECTION Z:REMARKS CHANGE

CBR500RA (CBR500RAK).....ED,KO

No.	MODEL		CBR500RAK						
	COLOR		Grand prix red R-380	Mat axis gray metallic NH-303M	Pearl metalloid white NH-A96P	Applicable model		Applicable block No.	Ref. No.
	CODE					Initial applicable model	Final applicable model		
	Name of colored parts	Basic part No.	R380	NH303	NHA96				
23	MARK, R. UNDER COWL	86103-MKP-J00	ZC	ZB	ZA			F-50	5
24	MARK, R. WING	86201-MKP-J00	ZC	ZB	ZA			F-50	9
25	RAIL COMP., SEAT	50240-MKP-J00	ZA	ZA	ZA			F-39	2
26	SEAT ASSY., PILLION	77300-MJW-J01	ZB	ZB	ZB			F-23	12
27	SEAT ASSY., SINGLE	77100-MJW-J02	ZA	ZA	ZA			F-23	3
28	STRIPE, L. FR. UPPER COWL	86644-MKP-J00	ZC	ZB	ZA			F-50	15
29	STRIPE, L. FUEL TANK	86172-MKP-J00	ZC	ZB	ZA			F-50	8
30	STRIPE, L. MIDDLE COWL	86642-MKP-J00	ZC	ZB	ZA			F-50	13
31	STRIPE, L. RR. COWL	86772-MKP-J00	ZC	ZB	ZA			F-50	17
32	STRIPE, R. FR. UPPER COWL	86643-MKP-J00	ZC	ZB	ZA			F-50	14
33	STRIPE, R. FUEL TANK	86171-MKP-J00	ZC	ZB	ZA			F-50	7
34	STRIPE, R. MIDDLE COWL	86641-MKP-J00	ZC	ZB	ZA			F-50	12
35	STRIPE, R. RR. COWL	86771-MKP-J00	ZC	ZB	ZA			F-50	16
36	TANK ASSY., FUEL	17500-MKP-J00	ZC	ZB	ZA			F-21	7
37	WHEEL SUB ASSY., FR.	44650-MKP-J00	ZC	ZB	ZA			F-14-40	6
38	WHEEL SUB ASSY., RR.	42650-MKP-J00	ZC	ZB	ZA			F-19-40	10
39	WINDSCREEN SET	67110-MKP-J00	ZA	ZA	ZA			F-43	13
40	STRIPE KIT.L. EHEEL	44880-MKP-J00	ZG	ZF	ZH			F-50	2
41	STRIPE KIT.R. EHEEL	44870-MKP-J00	ZG	ZF	ZH			F-50	1

NOTE A:PART NO. CHANGE D:NEWLY PROVIDED E:PART NO. DELETION K:REQUIRED NO. CORRECTION L:APPLICATION SERIAL NO. CORRECTION
M:PART DESCRIPTION CORRECTION T:APPLICATION CORRECTION Z:REMARKS CHANGE

PARTS CATALOGUE NEWS

BOOKNo. : 13MKPK11

CBR500RA (CBR500RAK).....FO

No.	MODEL		CBR500RAK						
	COLOR		Grand prix red	Mat axis gray metallic	Pearl metalloid white	Applicable model		Applicable block No.	Ref. No.
	CODE		R-380	NH-303M	NH-A96P	Initial applicable model	Final applicable model		
	Name of colored parts	Basic part No.	R380	NH303	NHA96				
23	MARK, R. UNDER COWL	86103-MKP-J00	ZC	ZB	ZA			F-50	5
24	MARK, R. WING	86201-MKP-J00	ZC	ZB	ZA			F-50	9
25	RAIL COMP., SEAT	50240-MKP-J00	ZA	ZA	ZA			F-39	2
26	SEAT ASSY., PILLION	77300-MJW-J01	ZB	ZB	ZB			F-23	12
27	SEAT ASSY., SINGLE	77100-MJW-J02	ZA	ZA	ZA			F-23	3
28	STRIPE, L. FR. UPPER COWL	86644-MKP-J00	ZC	ZB	ZA			F-50	15
29	STRIPE, L. FUEL TANK	86172-MKP-J00	ZC	ZB	ZA			F-50	8
30	STRIPE, L. MIDDLE COWL	86642-MKP-J00	ZC	ZB	ZA			F-50	13
31	STRIPE, L. RR. COWL	86772-MKP-J00	ZC	ZB	ZA			F-50	17
32	STRIPE, R. FR. UPPER COWL	86643-MKP-J00	ZC	ZB	ZA			F-50	14
33	STRIPE, R. FUEL TANK	86171-MKP-J00	ZC	ZB	ZA			F-50	7
34	STRIPE, R. MIDDLE COWL	86641-MKP-J00	ZC	ZB	ZA			F-50	12
35	STRIPE, R. RR. COWL	86771-MKP-J00	ZC	ZB	ZA			F-50	16
36	TANK ASSY., FUEL	17500-MKP-J00	ZC	ZB	ZA			F-21	7
37	WHEEL SUB ASSY., FR.	44650-MKP-J00	ZC	ZB	ZA			F-14-40	6
38	WHEEL SUB ASSY., RR.	42650-MKP-J00	ZC	ZB	ZA			F-19-40	10
39	WINDSCREEN SET	67110-MKP-J00	ZA	ZA	ZA			F-43	13
40	STRIPE KIT.L. EHEEL	44880-MKP-J00	ZG	ZF	ZH			F-50	2
41	STRIPE KIT.R. EHEEL	44870-MKP-J00	ZG	ZF	ZH			F-50	1

NOTE A:PART NO. CHANGE D:NEWLY PROVIDED E:PART NO. DELETION K:REQUIRED NO. CORRECTION L:APPLICATION SERIAL NO. CORRECTION
M:PART DESCRIPTION CORRECTION T:APPLICATION CORRECTION Z:REMARKS CHANGE

PARTS CATALOGUE NEWS

BOOKNo. : 13MKPK11

CBR500RA (CBR500RAK).....IN,MA

No.	MODEL		CBR500RAK						Applicable block No.	Ref. No.
	COLOR		Grand prix red	Mat axis gray metallic	Pearl metalloid white	Applicable model				
	CODE		R-380	NH-303M	NH-A96P					
	Name of colored parts	Basic part No.	R380	NH303	NHA96	Initial applicable model	Final applicable model			
23	MARK, L. WING	86202-MKP-J00	ZC	ZB	ZA			F-50	10	
24	MARK, R. UNDER COWL	86103-MKP-J00	ZC	ZB	ZA			F-50	5	
25	MARK, R. WING	86201-MKP-J00	ZC	ZB	ZA			F-50	9	
26	RAIL COMP., SEAT	50240-MKP-J00	ZA	ZA	ZA			F-39	2	
27	SEAT ASSY., PILLION	77300-MJW-J01	ZB	ZB	ZB			F-23	12	
28	SEAT ASSY., SINGLE	77100-MJW-J02	ZA	ZA	ZA			F-23	3	
29	STRIPE, L. FR. UPPER COWL	86644-MKP-J00	ZC	ZB	ZA			F-50	15	
30	STRIPE, L. FUEL TANK	86172-MKP-J00	ZC	ZB	ZA			F-50	8	
31	STRIPE, L. MIDDLE COWL	86642-MKP-J00	ZC	ZB	ZA			F-50	13	
32	STRIPE, L. RR. COWL	86772-MKP-J00	ZC	ZB	ZA			F-50	17	
33	STRIPE, R. FR. UPPER COWL	86643-MKP-J00	ZC	ZB	ZA			F-50	14	
34	STRIPE, R. FUEL TANK	86171-MKP-J00	ZC	ZB	ZA			F-50	7	
35	STRIPE, R. MIDDLE COWL	86641-MKP-J00	ZC	ZB	ZA			F-50	12	
36	STRIPE, R. RR. COWL	86771-MKP-J00	ZC	ZB	ZA			F-50	16	
37	TANK ASSY., FUEL	17500-MKP-J00	ZC	ZB	ZA			F-21	7	
38	WHEEL SUB ASSY., FR.	44650-MKP-J00	ZC	ZB	ZA			F-14-40	6	
39	WHEEL SUB ASSY., RR.	42650-MKP-J00	ZC	ZB	ZA			F-19-40	10	
40	WINDSCREEN SET	67110-MKP-J00	ZA	ZA	ZA			F-43	13	
41	STRIPE KIT.L. EHEEL	44880-MKP-J00	ZG	ZF	ZH			F-50	2	
42	STRIPE KIT.R. EHEEL	44870-MKP-J00	ZG	ZF	ZH			F-50	1	

NOTE A:PART NO. CHANGE D:NEWLY PROVIDED E:PART NO. DELETION K:REQUIRED NO. CORRECTION L:APPLICATION SERIAL NO. CORRECTION
M:PART DESCRIPTION CORRECTION T:APPLICATION CORRECTION Z:REMARKS CHANGE

PARTS CATALOGUE NEWS

BOOKNo. : 13MKPK11

CBR500RA (CBR500RAK).....U

No.	MODEL		CBR500RAK						
	COLOR		Grand prix red	Mat axis gray metallic	Pearl metalloid white	Applicable model		Applicable block No.	Ref. No.
	CODE					R-380	NH-303M		
	Name of colored parts	Basic part No.	R380	NH303	NHA96				
23	MARK, R. UNDER COWL	86103-MKP-J00	ZC	ZB	ZA			F-50	5
24	MARK, R. WING	86201-MKP-J00	ZC	ZB	ZA			F-50	9
25	RAIL COMP., SEAT	50240-MKP-J00	ZA	ZA	ZA			F-39	2
26	SEAT ASSY., PILLION	77300-MJW-J01	ZB	ZB	ZB			F-23	12
27	SEAT ASSY., SINGLE	77100-MJW-J02	ZA	ZA	ZA			F-23	3
28	STRIPE, L. FR. UPPER COWL	86644-MKP-J00	ZC	ZB	ZA			F-50	15
29	STRIPE, L. FUEL TANK	86172-MKP-J00	ZC	ZB	ZA			F-50	8
30	STRIPE, L. MIDDLE COWL	86642-MKP-J00	ZC	ZB	ZA			F-50	13
31	STRIPE, L. RR. COWL	86772-MKP-J00	ZC	ZB	ZA			F-50	17
32	STRIPE, R. FR. UPPER COWL	86643-MKP-J00	ZC	ZB	ZA			F-50	14
33	STRIPE, R. FUEL TANK	86171-MKP-J00	ZC	ZB	ZA			F-50	7
34	STRIPE, R. MIDDLE COWL	86641-MKP-J00	ZC	ZB	ZA			F-50	12
35	STRIPE, R. RR. COWL	86771-MKP-J00	ZC	ZB	ZA			F-50	16
36	TANK ASSY., FUEL	17500-MKP-J00	ZC	ZB	ZA			F-21	7
37	WHEEL SUB ASSY., FR.	44650-MKP-J00	ZC	ZB	ZA			F-14-40	6
38	WHEEL SUB ASSY., RR.	42650-MKP-J00	ZC	ZB	ZA			F-19-40	10
39	WINDSCREEN SET	67110-MKP-J00	ZA	ZA	ZA			F-43	13
40	STRIPE KIT.L. EHEEL	44880-MKP-J00	ZG	ZF	ZH			F-50	2
41	STRIPE KIT.R. EHEEL	44870-MKP-J00	ZG	ZF	ZH			F-50	1

NOTE A:PART NO. CHANGE D:NEWLY PROVIDED E:PART NO. DELETION K:REQUIRED NO. CORRECTION L:APPLICATION SERIAL NO. CORRECTION
M:PART DESCRIPTION CORRECTION T:APPLICATION CORRECTION Z:REMARKS CHANGE

PARTS CATALOGUE NEWS

BOOKNo. : 13MKPK11

Block No.	Ref. No.	Note	Part No.	Description	Reqd. QTY		Serial No.	Parts catalogue code
					CBR500 R K	RA K		
F-50	1	E	44870-MKP-J00	*PARTS NO. DELETION				
		A	44870-MKP-J00ZF	STRIPE KIT, R. WHEEL *TYPE2*.....	2	2		
		A	44870-MKP-J00ZG	*TYPE1*.....	2	2		
		A	44870-MKP-J00ZH	*TYPE3*.....	2	2	-----	ED, FO, MA, U
	2	E	44880-MKP-J00	*PARTS NO. DELETION				
		A	44880-MKP-J00ZF	STRIPE KIT, L. WHEEL *TYPE2*.....	2	2		
		A	44880-MKP-J00ZG	*TYPE1*.....	2	2		
		A	44880-MKP-J00ZH	*TYPE3*.....	2	2	-----	ED, FO, MA, U

YUMBO-JP.COM

NOTE A:PART NO. CHANGE D:NEWLY PROVIDED E:PART NO. DELETION K:REQUIRED NO. CORRECTION L:APPLICATION SERIAL NO. CORRECTION
M:PART DESCRIPTION CORRECTION T:APPLICATION CORRECTION Z:REMARKS CHANGE