

SUZUKI

PARTS CATALOGUE

GSX1300R

(CK111/CK211/CK121)

GSX1300R(U2)K8

GSX1300R(UF)K9

GSX1300R(UF)L0



Way of Life!

2010-1

6TH EDITION

This part catalogue supersedes all the following part catalogue with immediate effect.

Model of catalogue	Part catalogue No.
GSX1300R (U2/UF) K8/K9/L0	9900B-30250-020

**INFORMATION
ILLUSTRATION INDEX**

1

**ENGINE
TRANSMISSION**

2

ELECTRICAL

3

BODY

4

PARTS NUMBER INDEX

5

GSX1300RK8
GSX1300RU2K8



PHOTO : GSX1300RK8

GSX1300RK9
GSX1300RUFK9




PHOTO : GSX1300RK9

GSX1300RLO
GSX1300RUFLO




PHOTO : GSX1300RLO

PREFACE

When it becomes necessary to replace parts on SUZUKI MOTORCYCLES, always use SUZUKI GENUINE PARTS which have passed a strict inspection which guarantees quality and performance.

This parts catalogue covers the list of all service parts for SUZUKI GSX1300RK8, GSX1300RU2K8, GSX1300RK9, GSX1300RUFK9, GSX1300RL0, GSX1300RUFLO.

INSTRUCTIONS FOR QUOTING THE CATALOGUE

1. DIMENSIONS

Dimensions of the parts in this catalogue are indicated in unit millimeters.

2. ABBREVIATIONS

Abbreviations used in this catalogue are as follows:

AR	: As required	NT	: Number of teeth
ASSY	: Assembly	OPT	: Optional
E.No.	: Engine number	OS	: Over size
F.No.	: Frame number	STD	: Standard
D	: Diameter of material	T	: Thickness
ID	: Inside diameter	US	: Under size
OD	: Outside diameter	W	: Width
L	: Length		
LH	: Left hand side		
RH	: Right hand side		
~100045	: Up to F.No.100045		
100046~	: From F.No.100046		

12 x 34 x 5.6 Figures in the description column
| | | show the dimensions of parts.

ID OD T(or W, L)

→12345-56781 (Parts No.) : indicates that the parts number was changed to 12345-56781 and the new parts are interchangeable with the former ones but the former ones are not interchangeable with new ones.

←12345-56781 (Parts No.) : indicates that the former and new parts are interchangeable with each other and both are usable.

3. INNER PARTS OF ASSEMBLY

Part name with a dot (.) in front as shown in the description column indicates the component of the assembly also available individually.

4. MODIFICATION NOTICE

A parts bulletin will be sent to you on all occasions when changes in parts occur, including interchangeable modifications between new parts and old ones.

5. NOTE

5-1. There are some different parts from those of production models among spare parts for the administrative reasons and common use of them with other models.

5-2. In respect of rubber hoses and vinyl tubes, please be sure to use them by cutting off according to the length mentioned on parts catalogue or what is actually required on the vehicle.

5-3. Note that the drawings on the illustration page are for ready reference of spare parts number, not to be used as an assembly manual.
When assembling, use "SUZUKI SERVICE MANUAL".

6. SPECIFICATION CODE

This catalogue contains the parts for the model designed for the following spec.:

spec. code	: GSX1300RK8	: E2,E19,E24,E51,P37.
	GSX1300RK9	: E2,E14,E19,E24,E51,P37.
	GSX1300RL0	: E2,E14,E19,E24,E51.
	GSX1300RU2K8	: E19.
	GSX1300RUFK9/L0	: E19.

7. SERIAL FRAME NUMBER

GSX1300RK8(E2)	: JS1CK111200100001~
GSX1300RK8(E19)	: JS1CK111100100001~
GSX1300RK8(E24)	: JS1CK111300100001~
GSX1300RK8(E51)	: JS1CK111480100001~
GSX1300RU2K8(E19)	: JS1CK211100100001~
GSX1300RK9(E2)	: JS1CK111200101307~
GSX1300RK9(E14)	: JS1CK121500100001~
GSX1300RK9(E19)	: JS1CK111100105311~
GSX1300RK9(E24)	: JS1CK111300100866~
GSX1300RK9(E51)	: JS1CK111490100001~
GSX1300RUFK9(E19)	: JS1CK211100101525~
GSX1300RL0(E2)	: JS1CK111200101707~
GSX1300RL0(E14)	: JS1CK121500100025~
GSX1300RL0(E19)	: JS1CK111100107275~
GSX1300RL0(E24)	: JS1CK111300101379~
GSX1300RL0(E51)	: JS1CK1114A0100001~
GSX1300RUFLO(E19)	: JS1CK211100102227~

COLOR CHART
TABLEAU DES COULEURS

COLOR NO. NO DE COULEUR	COLOR DESCRIPTION DESCRIPTION DE COULEUR	COLOR NO. NO DE COULEUR	COLOR DESCRIPTION DESCRIPTION DE COULEUR
CUK	20G,YHG	EYT	YMU,YAY
CVN	YHF,24K	EYU	17U,YAY
DWG	YU8,YHF	FAA	YPZ,YPW
EAJ	YME,YAY	GEK	YU8,YAY
EJY	U6H,6BY	GKU	YU8,YAY,YHF
EWV	24K,YHF,YAY	GKV	20G,YHG,YMD
EWY	YMU,YPA,YMD	GKW	YB5,YMG,019
EWZ	YMU,YME,YAY	GKY	YB5,019
EYA	17U,YKZ,YAY	GKZ	YES,YMU,YAY
EYC	YMU,YPA	GLA	019,YMU,YHG
EYD	17U,YKZ	GLB	YES,YMU,019
EYE	YES,YMU,YHF	GLC	YB5,YMG
EYF	019,YMU,YPA	GLD	YU8,YAY,YEZ,YAD,YES
EYG	019,YMU,YAY	GLE	20G,YHG,W6J,YAD,YES
EYH	YES,YMU,YKZ	GLF	YB5,YMG,019,YAD,YES
EYK	YMU,YME	GLR	YSF,YBD
EYL	24K,YHF,YPS,YAD,YES	GUH	YSF,YBD,YMD
EYM	YMU,YPA,019,YAD,YES	GUJ	019,YMU,YBD
EYN	YMU,YME,019,YAD,YES	GUK	YSF,YBD,019,YAD,YES
EYP	17U,YKZ,YPS,YAD,YES	GUL	YSF,YMD
EYR	24K,YAY	HUZ	YAY,YVZ
EYS	YMU,YMD	HWU	YSF,YKZ

COLOR NO. NO DE COULEUR	COLOR DESCRIPTION DESCRIPTION DE COULEUR	COLOR NO. NO DE COULEUR	COLOR DESCRIPTION DESCRIPTION DE COULEUR
HWV	YWB,YPA	YPA	PEARL MIRAGE WHITE
HWW	YHG,YAY,YVZ	YPS	SPARKLE GOLD
HWY	YHG,YKZ,YSF	YPW	GREAT BLUE
HWZ	YES,YWB,YPA	YPZ	NEW CEREBRATION RED
U6H	BLACK (LEATHER)	YSF	BLUE METALLIC
W6J	SPARKLE VIVID WHITE	YU8	FLINT GRAY METALLIC
YAD	BLACK 50% GLOSS	YVZ	PEARL MIRA RED
YAP	MAT SHADOW BLACK METALLIC	YWB	GLEAM GRAY METALLIC
YAY	PEARL NEBULAR BLACK	Y6G	SHAINING SILVER
YBD	SPLASH WHITE	0FR	MEDIUM GOLD
YB5	BURGUNDY & AMBER GRADATION	019	BLACK
YD8	SONIC SILVER METALLIC	17U	GRAY METALLIC
YES	MICRO METAL SILVER	20G	CHARCOAL GRAY METALLIC
YEZ	MULTI YELLOW / RED (TAPE)	24K	LIGHT CHARCOAL METALLIC
YHF	PHANTOM GRAY METALLIC	291	BLACK (SEMI-GLOSS)
YHG	00RT GRAY METALLIC	4CX	PEARL NEBULAR BLACK
YKZ	CANDY INDY BLUE	4DX	PEARL NEBULAR BLACK
YMD	MISTIC SILVER METALLIC	5JX	MISTIC SILVER METALLIC
YME	CANDY MAX ORANGE	5PK	BLACK
YMG	MAJESTIC GOLD METALLIC	6BY	BLACK
YMU	MICRO METAL RED		
YMY	MAT TITANIUM SILVER NO.2		

MILLIMETER→INCH CONVERSION CHART

	0	1	2	3	4	5	6	7	8	9
00	.000	.039	.079	.118	.157	.197	.236	.276	.315	.354
10	.394	.433	.472	.512	.551	.591	.630	.669	.709	.748
20	.787	.827	.866	.906	.945	.984	1.024	1.063	1.102	1.142
30	1.181	1.220	1.260	1.299	1.339	1.378	1.417	1.457	1.496	1.535
40	1.575	1.614	1.654	1.693	1.732	1.772	1.811	1.850	1.890	1.929
50	1.969	2.008	2.047	2.087	2.126	2.165	2.205	2.214	2.283	2.323
60	2.362	2.402	2.441	2.480	2.520	2.559	2.598	2.638	2.677	2.717
70	2.756	2.795	2.835	2.874	2.913	2.953	2.992	3.031	3.071	3.110
80	3.150	3.189	3.228	3.268	3.307	3.346	3.386	3.425	3.465	3.504
90	3.543	3.583	3.622	3.661	3.701	3.740	3.780	3.819	3.858	3.898

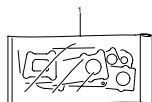
How to read

	0	1	2	3	4
00	---	---	---	---	---
10	---	---	---	---	---
20	---	---	---	0.906	---
30	---	---	---	---	---

23 millimeters equal 0.906 inch

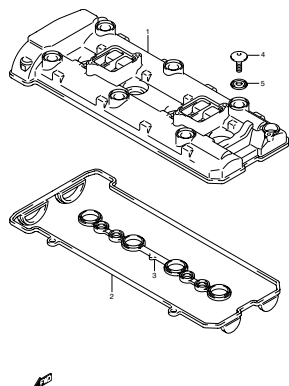
Contents are subject to change without notice or obligation.

FIG.1 GASKET SET (B-2)



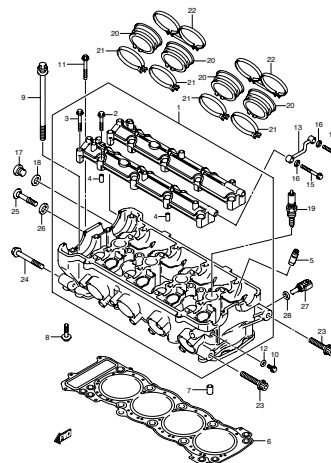
GSX1300R6B ED2_001
GASKET SET-C

FIG.2 CYLINDER HEAD COVER (B-3)



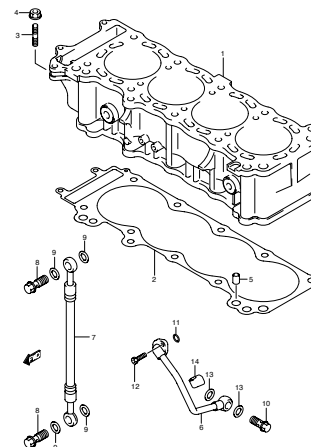
GSX1300R6B ED2_002
CYLINDER HEAD COVER-C

FIG.3 CYLINDER HEAD (B-4)



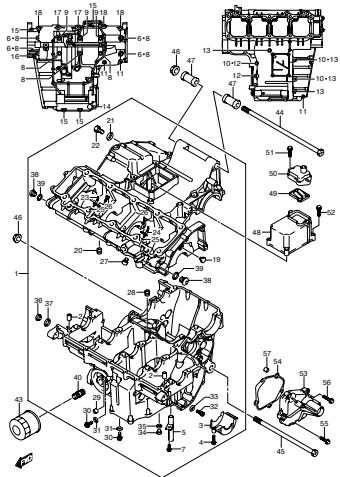
GSX1300R6B ED2_003
CYLINDER HEAD-C

FIG.4 CYLINDER (B-6)



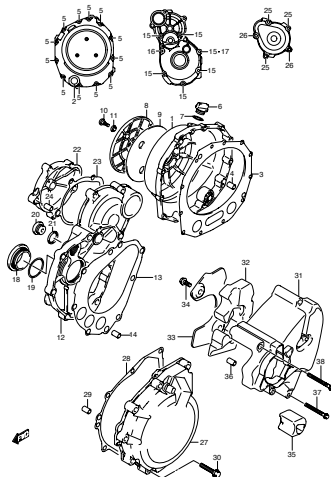
GSX1300R6B ED2_004
CYLINDER-C

FIG.5 CRANKCASE (B-7)



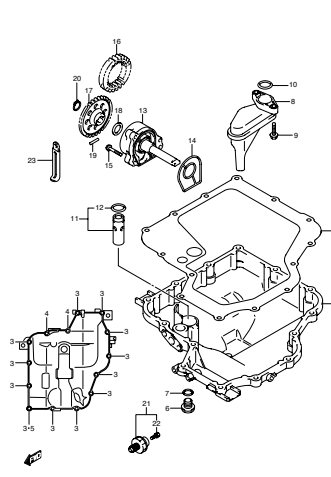
GSX1300R6B ED2_005
CRANKCASE-C

FIG.6 CRANKCASE COVER (B-9)



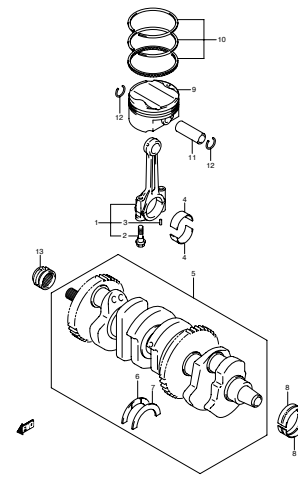
GSX1300R6B ED2_006
CRANKCASE COVER-C

FIG.7 OIL PAN/OIL PUMP (B-11)



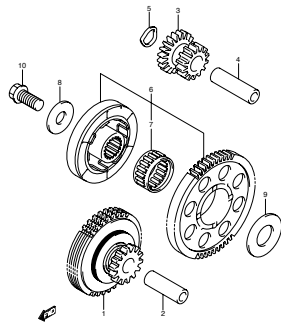
GSX1300R6B ED2_007
OIL PAN/OIL PUMP-C

FIG.8 CRANKSHAFT (B-12)



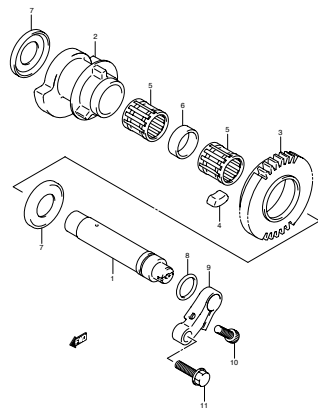
GSX1300R6B ED2_008
CRANKSHAFT-C

FIG.9 STARTER CLUTCH (B-13)



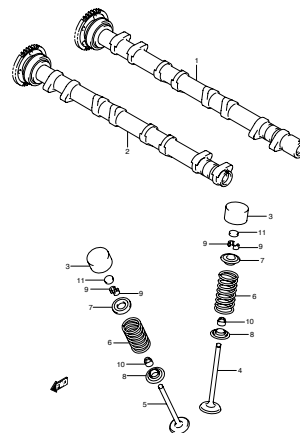
GSX1300RKB E02_009
STARTER CLUTCH-C

FIG.10 CRANK BALANCER (B-14)



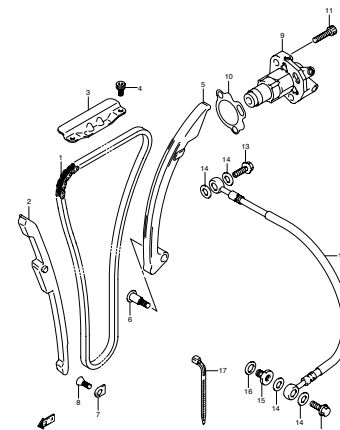
GSX1300RKB E02_010
CRANK BALANCER-C

FIG.11 CAMSHAFT/VALVE (C-2)



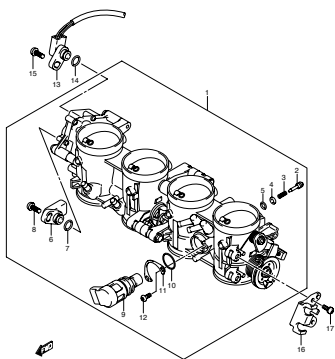
GSX1300RKB E02_011
CAM SHAFT/VALVE-C

FIG.12 CAM CHAIN (C-4)



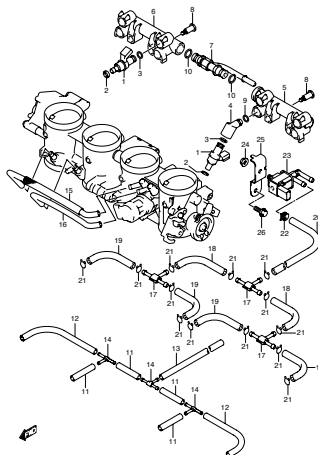
GSX1300RKB E02_012
CAM CHAIN-C

FIG.13 THROTTLE BODY (C-5)



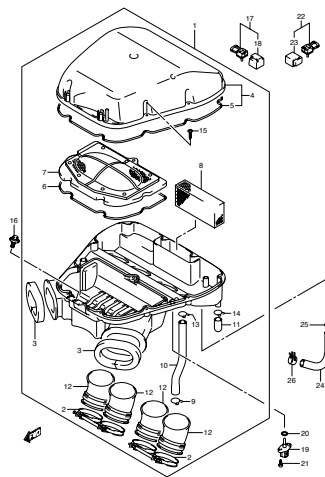
GSX1300RKB E02_013
THROTTLE BODY-C

FIG.14 THROTTLE BODY HOSE/Joint (C-6)



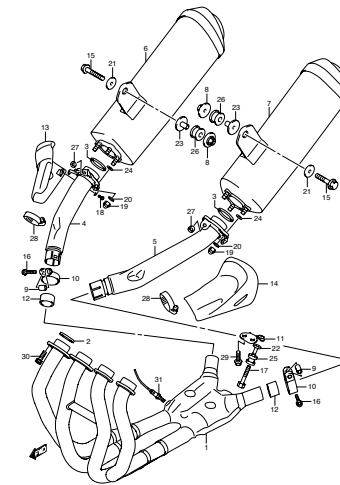
GSX1300RKB E02_014
THROTTLE BODY HOSE/Joint

FIG.15 AIR CLEANER (C-7)



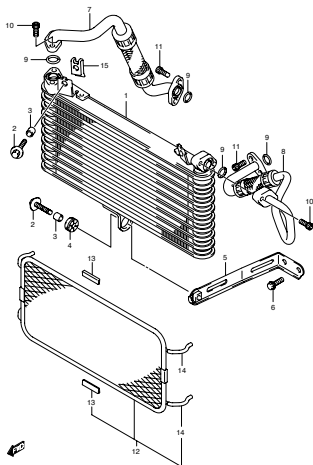
GSX1300RKB E02_015
AIR CLEANER-C

FIG.16 MUFFLER (C-8)



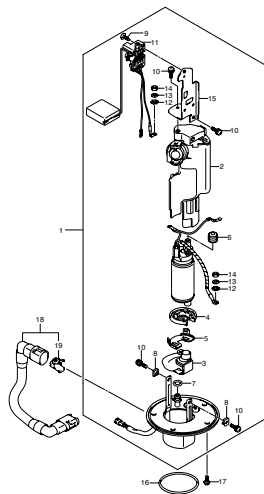
GSX1300RKB E02_016
MUFFLER-C

FIG.17 OIL COOLER (C-9)



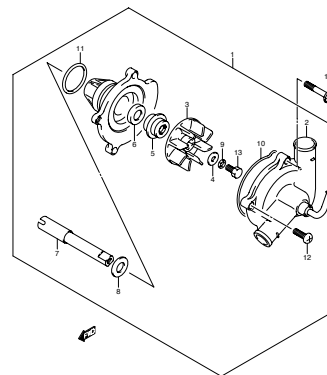
GSX1300RKH E02_017
OIL COOLER-C

FIG.18 FUEL PUMP (C-10)



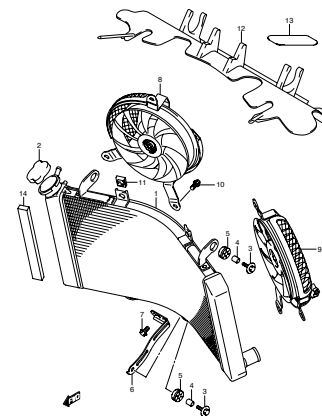
GSX1300RKH E02_018
FUEL PUMP-C

FIG.19 WATER PUMP (C-11)



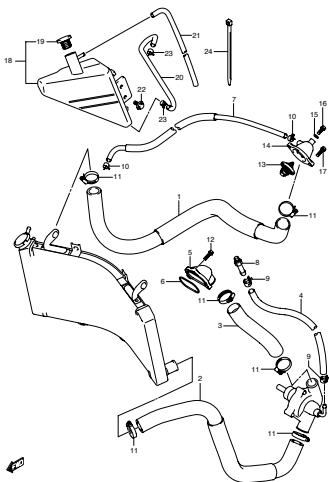
GSX1300RKH E02_019
WATER PUMP-C

FIG.20 RADIATOR (C-12)



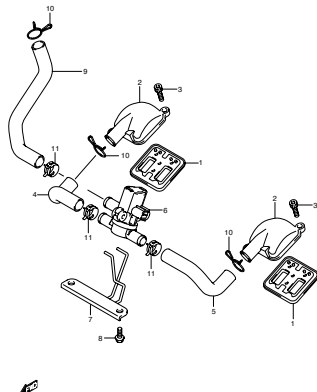
GSX1300RKH E02_020
RADIATOR-C

FIG.21 RADIATOR HOSE (C-13)



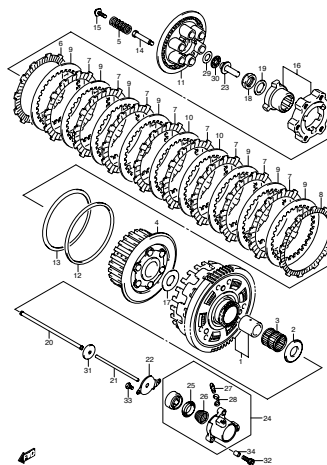
GSX1300RKH E02_021
RADIATOR HOSE-C

FIG.22 2ND AIR (C-14)



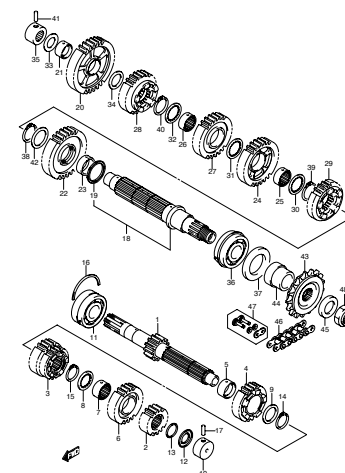
GSX1300RKH E02_022
2ND AIR-C

FIG.23 CLUTCH (D-2)



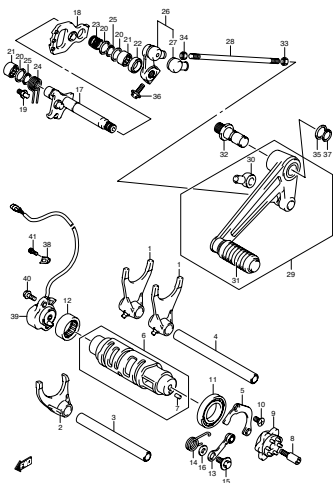
GSX1300RKH E02_023
CLUTCH-C

FIG.24 TRANSMISSION (D-3)



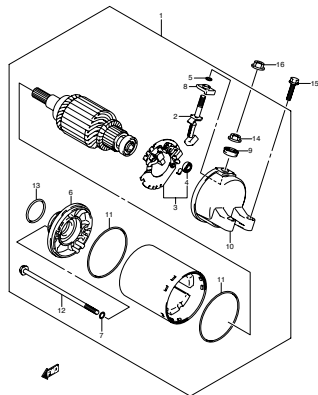
GSX1300RKH E02_024
TRANSMISSION

FIG.25 GEAR SHIFTING (D-5)



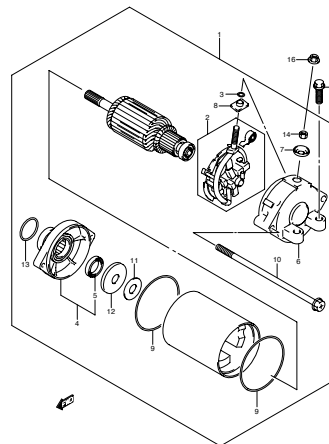
GSX1300RKB E02_025
GEAR SHIFTING-C

FIG.26 STARTING MOTOR (MODEL K8/K9 E2/E19/E24/P37) (D-7)



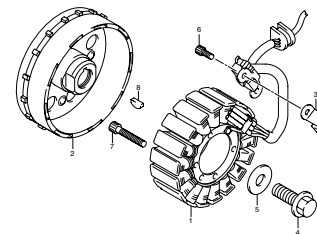
GSX1300RKB E02_026
STARTING MOTOR

FIG.26A STARTING MOTOR (MODEL K9 E14, MODEL L0) (D-8)



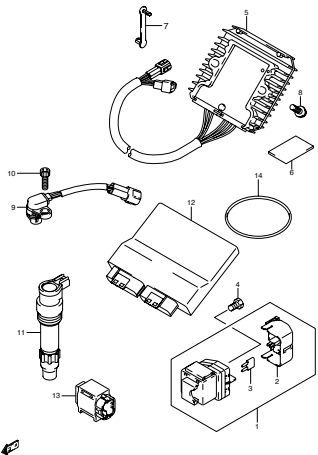
GSX1300RKB E02_026A
STARTING MOTOR

FIG.27 MAGNETO (D-9)



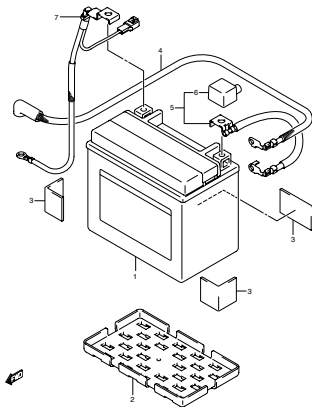
GSX1300RKB E02_027
MAGNETO-C

FIG.28 ELECTRICAL (D-10)



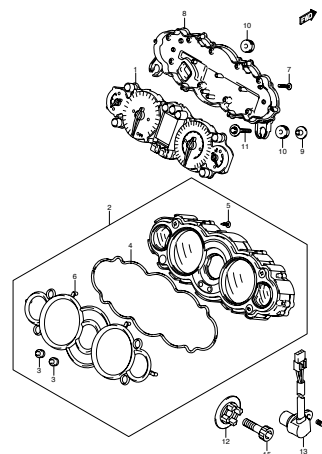
GSX1300RKB E02_028
ELECTRICAL-C

FIG.29 BATTERY (D-11)



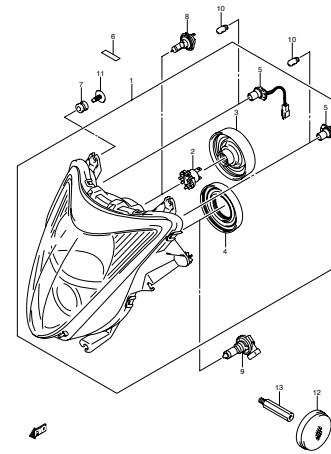
GSX1300RKB E02_029
BATTERY-C

FIG.30 SPEEDOMETER (E-2)



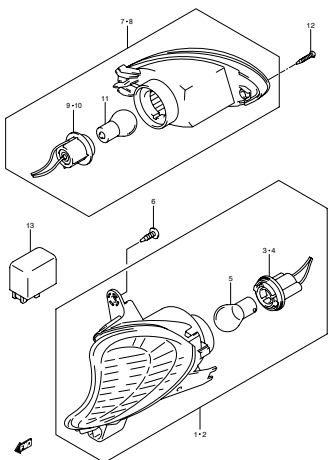
GSX1300RKB E02_030
SPEEDOMETER-C

FIG.31 HEADLAMP (E-3)



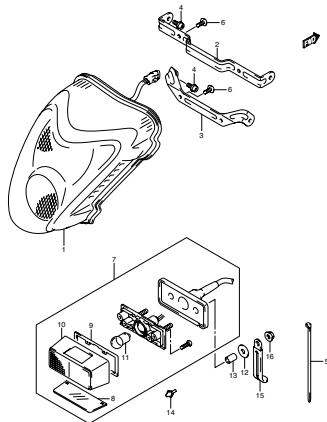
GSX1300RKB E02_031
HEADLAMP-C

FIG.32 TURNSIGNAL LAMP (E-4)



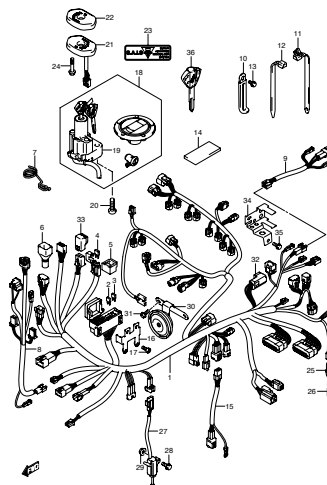
GSX1300RK8 E02_032
TURN SIGNAL LAMP-C

FIG.33 REAR COMBINATION LAMP (E-5)



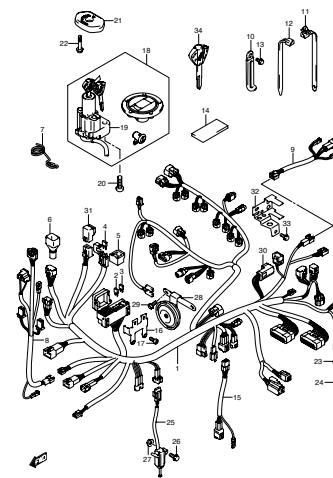
GSX1300RK8 E02_033
REAR COMBINATION LAMP-C

FIG.34 WIRING HARNESS (E-6)



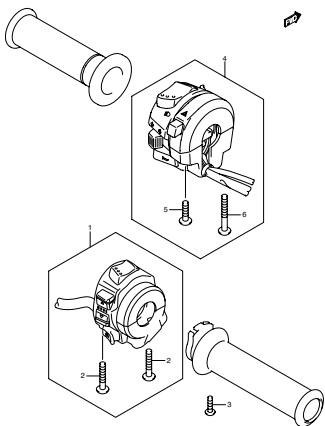
GSX1300RK8 E02_034
WIRING HARNESS

FIG.34A WIRING HARNESS (GSX1300RK8/RK9 P37) (E-8)



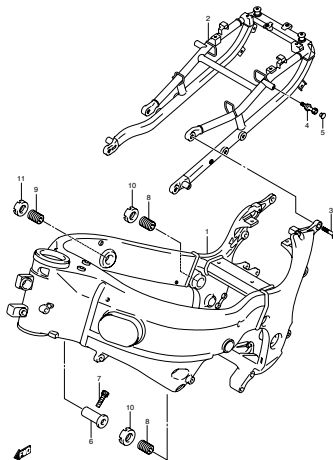
GSX1300RK8 E02_034A
WIRING HARNESS-C

FIG.35 HANDLE SWITCH (E-10)



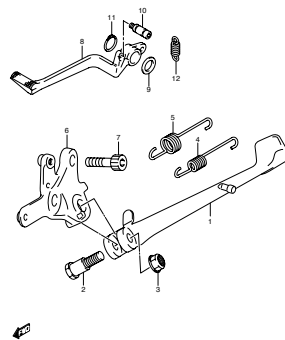
GSX1300RK8 E02_035
HANDLE SWITCH-C

FIG.36 FRAME (F-2)



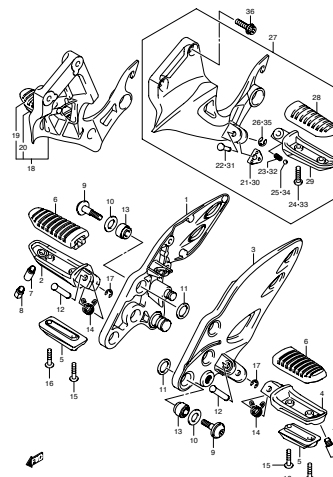
GSX1300RK8 E02_036
FRAME-C

FIG.37 STAND (F-3)



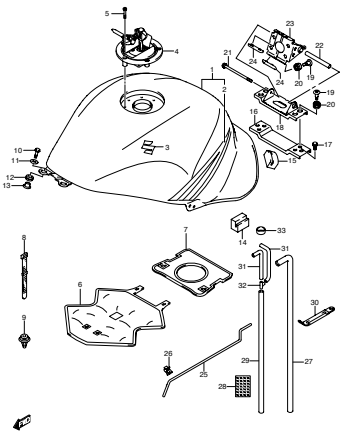
GSX1300RK8 E02_037
STAND-C

FIG.38 FOOTREST (F-4)



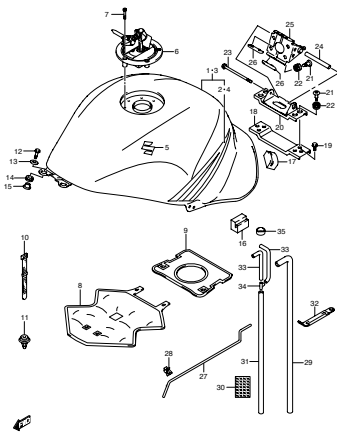
GSX1300RK8 E02_038
FOOTREST-C

FIG.39 FUEL TANK (MODEL K8) (F-5)



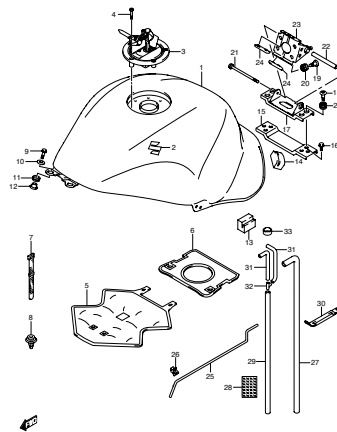
GSX1300RK8 E02_039
FUEL TANK-C

FIG.39A FUEL TANK (MODEL K9) (F-7)



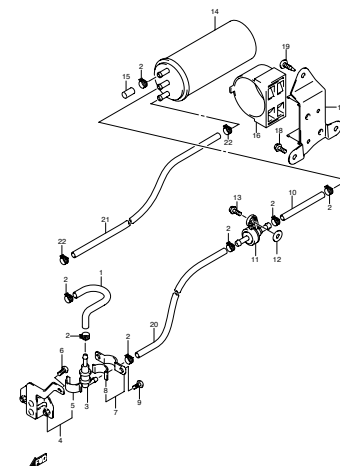
GSX1300RK9 E02_038A
FUEL TANK

FIG.39B FUEL TANK (MODEL L0) (F-9)



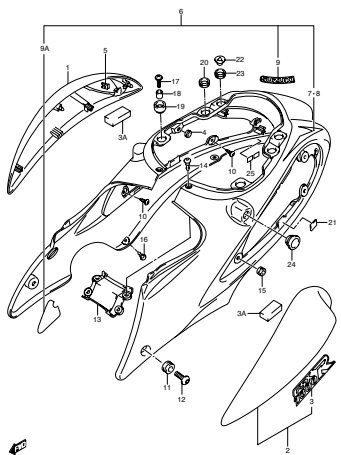
GSX1300RK9 E02_039B
FUEL TANK

FIG.39C EVAP SYSTEM (E14) (F-11)



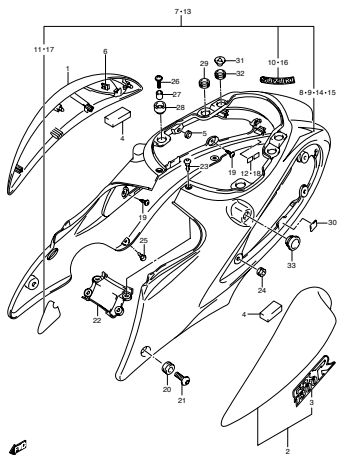
GSX1300RK8 E02_039C
EVAP SYSTEM

FIG.40 FRAME COVER (MODEL K8) (F-12)



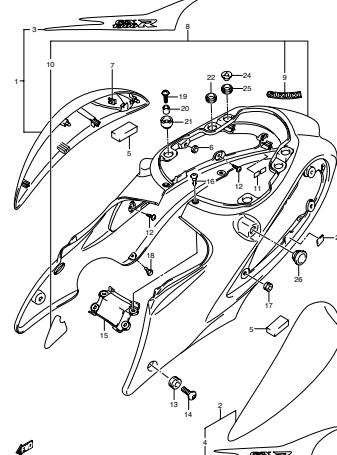
GSX1300RK8 E02_040
FRAME COVER-C

FIG.40A FRAME COVER (MODEL K9) (G-2)



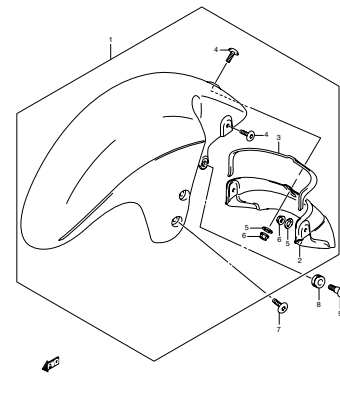
GSX1300RK9 E02_040A
FRAME COVER

FIG.40B FRAME COVER (MODEL L0) (G-4)



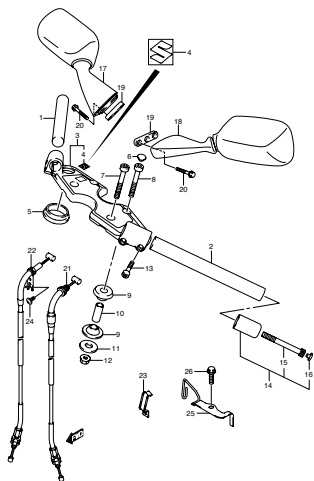
GSX1300RK9 E02_040B
FRAME COVER

FIG.41 FRONT FENDER (G-6)



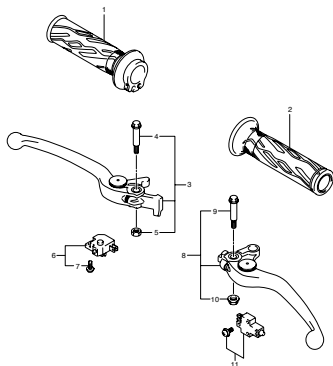
GSX1300RK8 E02_041
FRONT FENDER-C

FIG.42 HANDLEBAR (G-7)



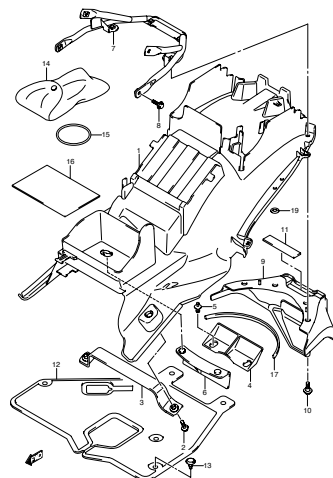
GSX1300RKB E02_042
HANDLEBAR-C

FIG.43 HANDLE LEVER (G-8)



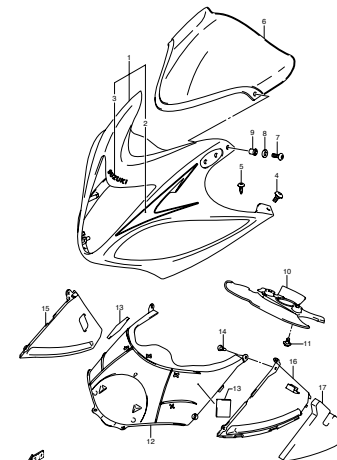
GSX1300RKB E02_043
HANDLE LEVER-C

FIG.44 REAR FENDER (G-9)



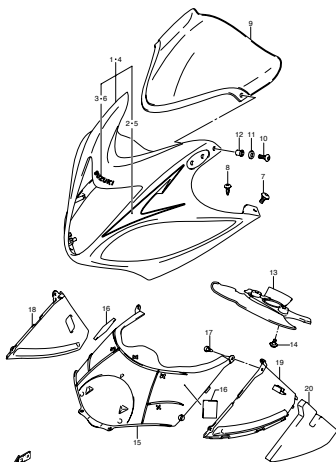
GSX1300RKB E02_044
REAR FENDER-C

FIG.45 COWLING BODY (MODEL K8) (G-10)



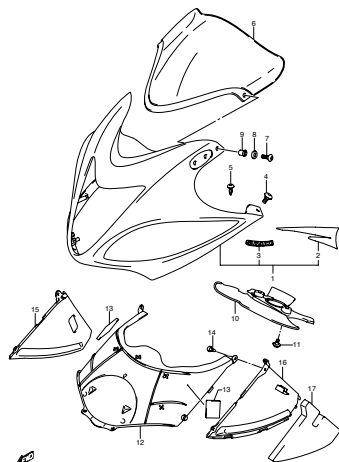
GSX1300RKB E02_045
COWLING BODY-C

FIG.45A COWLING BODY (MODEL K9) (G-11)



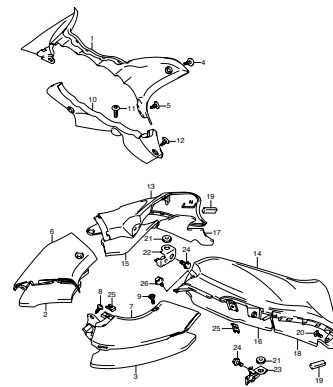
GSX1300RKB E02_045A
COWLING BODY

FIG.45B COWLING BODY (MODEL L0) (G-12)



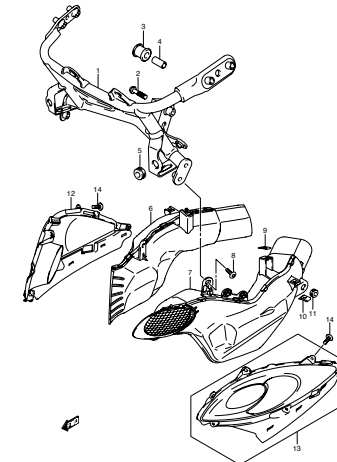
GSX1300RKB E02_045B
COWLING BODY

FIG.46 METER PANEL (G-13)



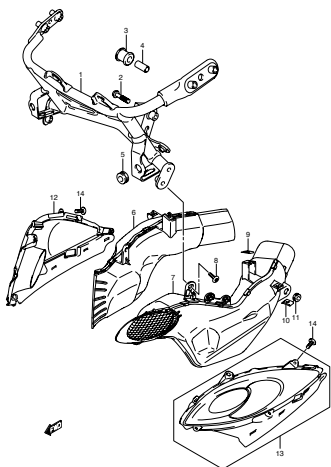
GSX1300RKB E02_046
METER PANEL

FIG.47 AIR INTAKE PIPE (MODEL K8) (H-2)



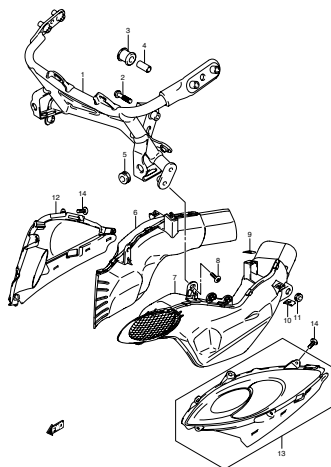
GSX1300RKB E02_047
AIR INTAKE PIPE-C

FIG.47A AIR INTAKE PIPE (MODEL K9) (H-3)



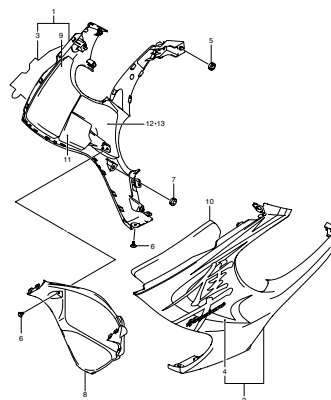
GSX1300RKB E02_047A
AIR INTAKE PIPE

FIG.47B AIR INTAKE PIPE (MODEL L0) (H-4)



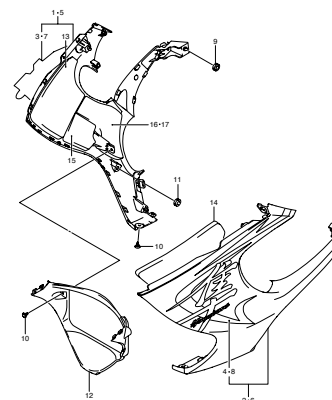
GSX1300RKB E02_047B
AIR INTAKE PIPE

FIG.48 SIDE COWLING (MODEL K8) (H-5)



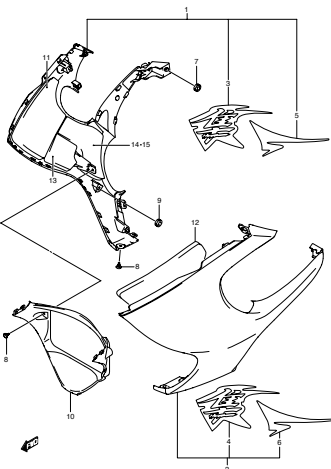
GSX1300RKB E02_048
SIDE COWLING-C

FIG.48A SIDE COWLING (MODEL K9) (H-6)



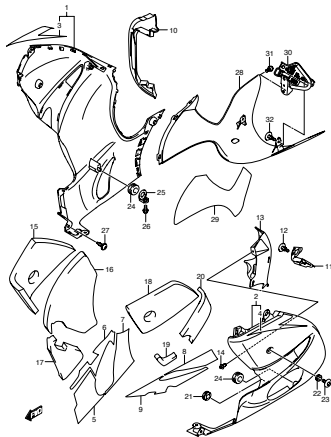
GSX1300RKB E02_048A
SIDE COWLING

FIG.48B SIDE COWLING (MODEL L0) (H-7)



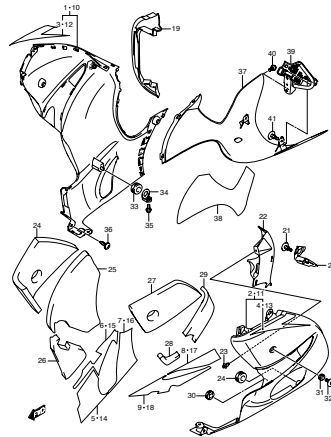
GSX1300RKB E02_048B
SIDE COWLING

FIG.49 UNDER COWLING (MODEL K8) (H-8)



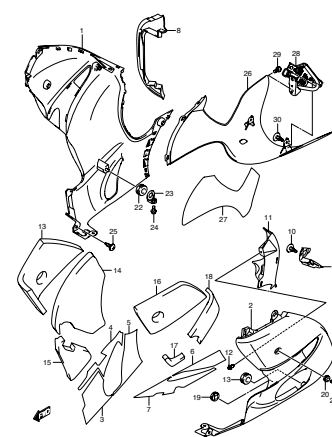
GSX1300RKB E02_049
UNDER COWLING-C

FIG.49A UNDER COWLING (MODEL K9) (H-10)



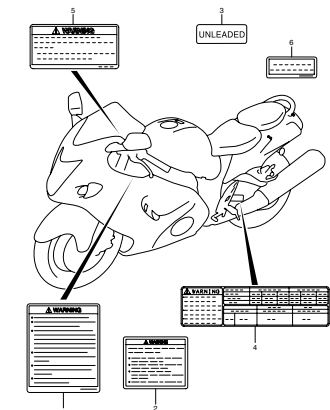
GSX1300RKB E02_049A
UNDER COWLING

FIG.49B UNDER COWLING (MODEL L0) (H-12)



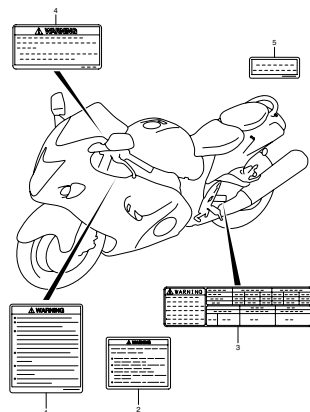
GSX1300RKB E02_049B
UNDER COWLING

FIG.50 LABEL (MODEL K8/K9) (I-2)



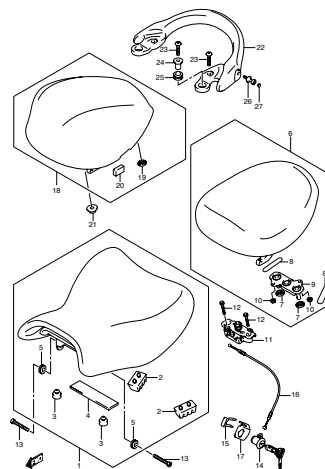
GSX1300RKB E02_050 LABEL

FIG.50A LABEL (MODEL L0) (I-4)



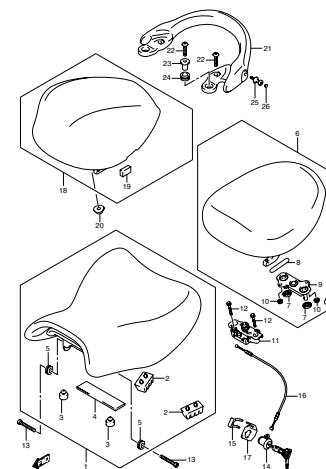
GSX1300RKB E02_050A LABEL

FIG.51 SEAT (MODEL K8) (J-2)



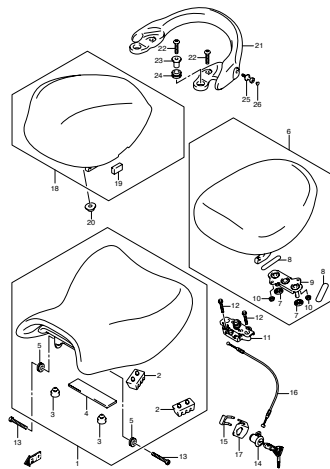
GSX1300RKB E02_051 SEAT/C

FIG.51A SEAT (MODEL K9) (J-4)



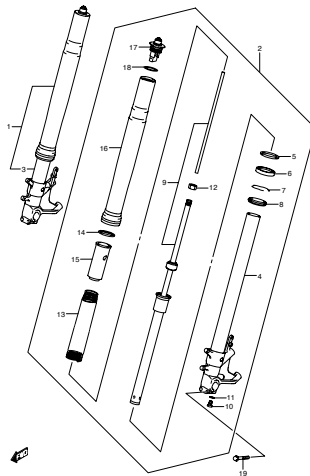
GSX1300RKB E02_051A SEAT

FIG.51B SEAT (MODEL L0) (J-6)



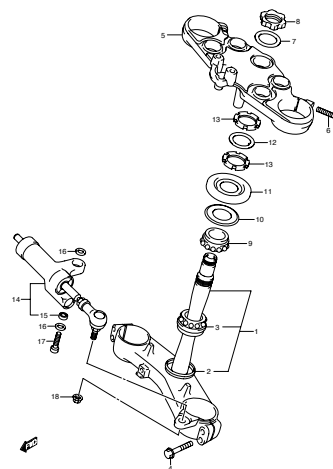
GSX1300RKB E02_051B SEAT

FIG.52 FRONT FORK DAMPER (J-8)



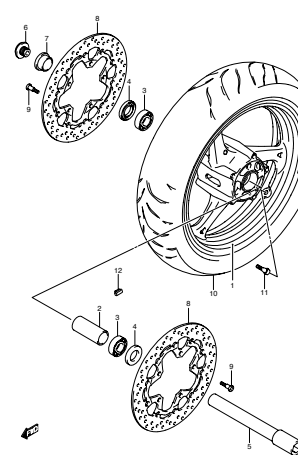
GSX1300RKB E02_052 FRONT FORK DAMPER/C

FIG.53 BRACKET - STEERING DAMPER (J-9)



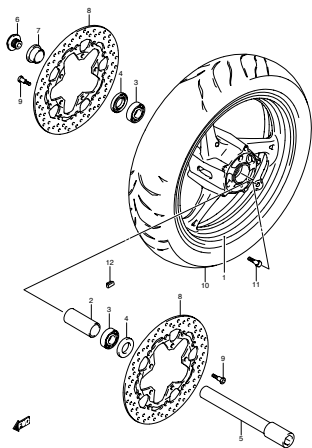
GSX1300RKB E02_053 BRACKET-STEERING DAMPER-C

FIG.54 FRONT WHEEL (MODEL K8/K9) (J-10)



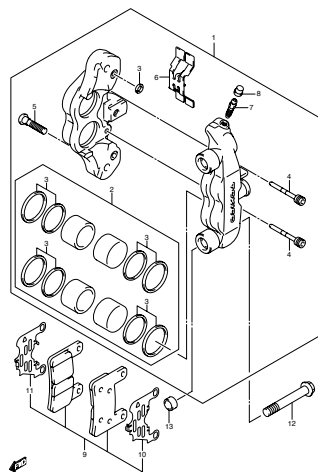
GSX1300RKB E02_054 FRONT WHEEL-C

FIG.54A FRONT WHEEL (MODEL L0) (J-11)



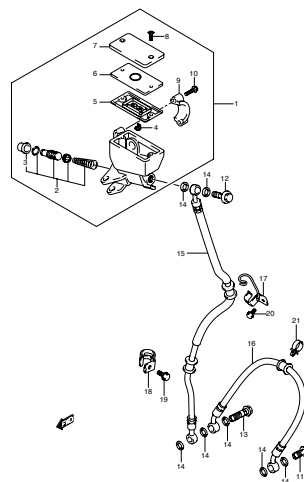
GSX1300R98 E02_054A
FRONT WHEEL

FIG.55 FRONT CALIPER (J-12)



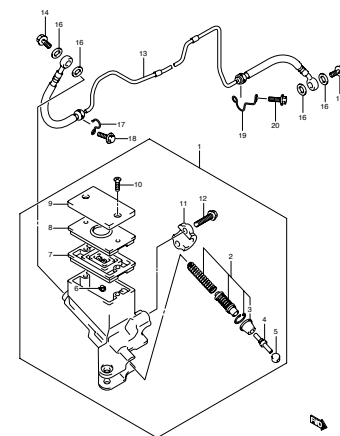
GSX1300R98 E02_055
FRONT CALIPER-C

FIG.56 FRONT BRAKE HOSE (J-13)



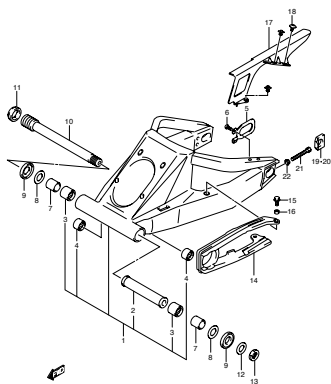
GSX1300R98 E02_056
FRONT BRAKE HOSE-C

FIG.57 CLUTCH HOSE (J-14)



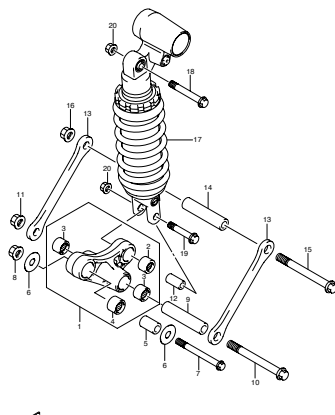
GSX1300R98 E02_057
CLUTCH HOSE-C

FIG.58 REAR SWINGING ARM (K-2)



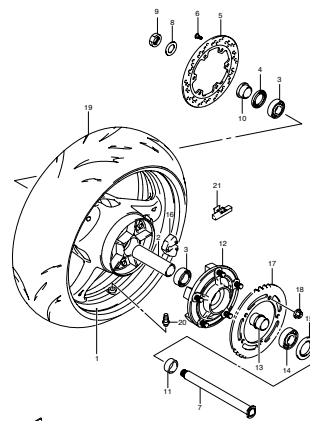
GSX1300R98 E02_058
REAR SWINGING ARM-C

FIG.59 REAR CUSHION LEVER (K-3)



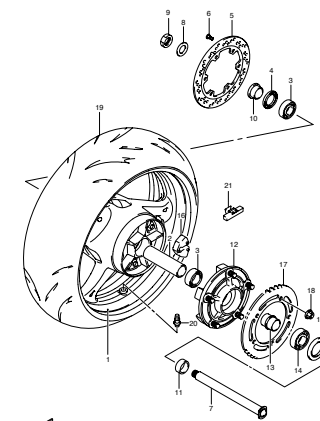
GSX1300R98 E02_059
REAR CUSHION LEVER-C

FIG.60 REAR WHEEL (MODEL K8/K9) (K-4)



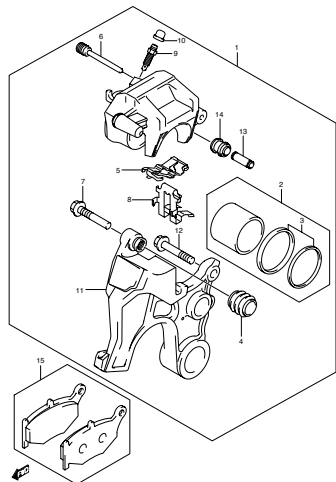
GSX1300R98 E02_060
REAR WHEEL-C

FIG.60A REAR WHEEL (MODEL L0) (K-5)



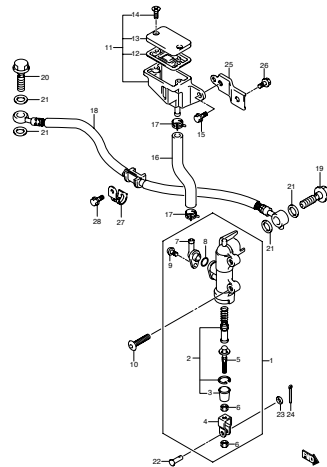
GSX1300R98 E02_060A
REAR WHEEL

FIG.61 REAR CALIPER (K-6)



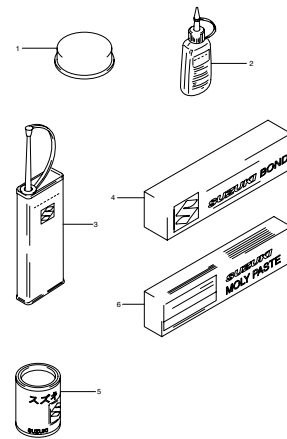
GSX1300RKB E02_061
REAR CALIPER-C

FIG.62 REAR MASTER CYLINDER (K-7)



GSX1300RKB E02_062
REAR MASTER CYLINDER

FIG.63 OPTIONAL (K-8)



GSX1300RKB E02_063
OPTIONAL

FIG.1

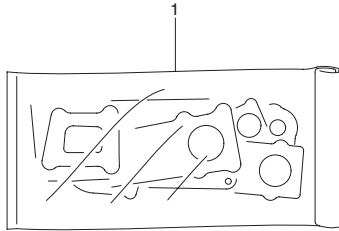


FIG.1 (B-2) GASKET SET

REF NO.	PART NO.	DESCRIPTION	Q'TY		REMARKS
1	11400-15880	GASKET SET	1	OPT	
2	11141-15H00	·GASKET, CYLINDER HEAD	1	NOT SHOWN	
3	11173-24F00	·GASKET, CYLINDER HEAD COVER NO.1	1	NOT SHOWN	
4	11178-15H00	·GASKET, CYLINDER HEAD COVER NO.2	1	NOT SHOWN	
5	11241-15H00	·GASKET, CYLINDER	1	NOT SHOWN	
6	11482-24F00	·GASKET, CLUTCH COVER (NA)	1	NOT SHOWN	
7	11483-24F00	·GASKET, MAGNETO COVER	1	NOT SHOWN	
8	11485-24F00	·GASKET, GEAR SHIFT COVER (NA)	1	NOT SHOWN	
9	11489-24F01	·GASKET, OIL PAN	1	NOT SHOWN	
10	11491-24F01	·GASKET, STARTER CLUTCH COVER	1	NOT SHOWN	
11	11492-24F00	·GASKET, START IDLE GEAR CAP	1	NOT SHOWN	
12	12837-02H00	·GASKET, TENSIONER ADJUSTER	1	NOT SHOWN	
13	14181-22D01	·GASKET, EXHAUST PIPE	4	NOT SHOWN	
14	11191-27E00	·WASHER	6	NOT SHOWN	

FIG.2

2

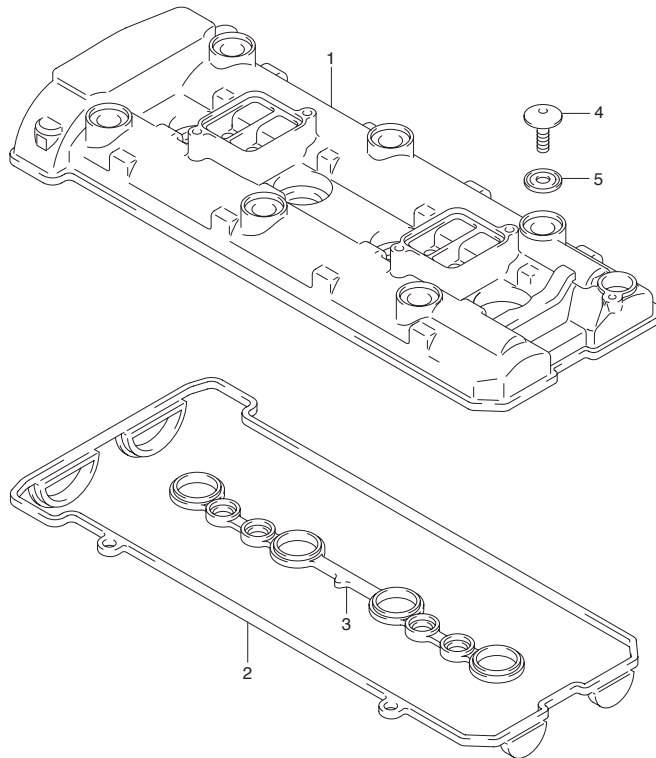


FIG.2 (B-3) CYLINDER HEAD COVER

REF NO.	PART NO.	DESCRIPTION	Q'TY	REMARKS
1	11170-15H00	COVER, CYLINDER HEAD	1	
2	11173-24F00	GASKET, HEAD COVER NO.1	1	
3	11178-15H00	GASKET, HEAD COVER NO.2	1	
4	09106-07021	BOLT (7X17.5)	6	
5	11191-27E00	WASHER	6	

FIG.3

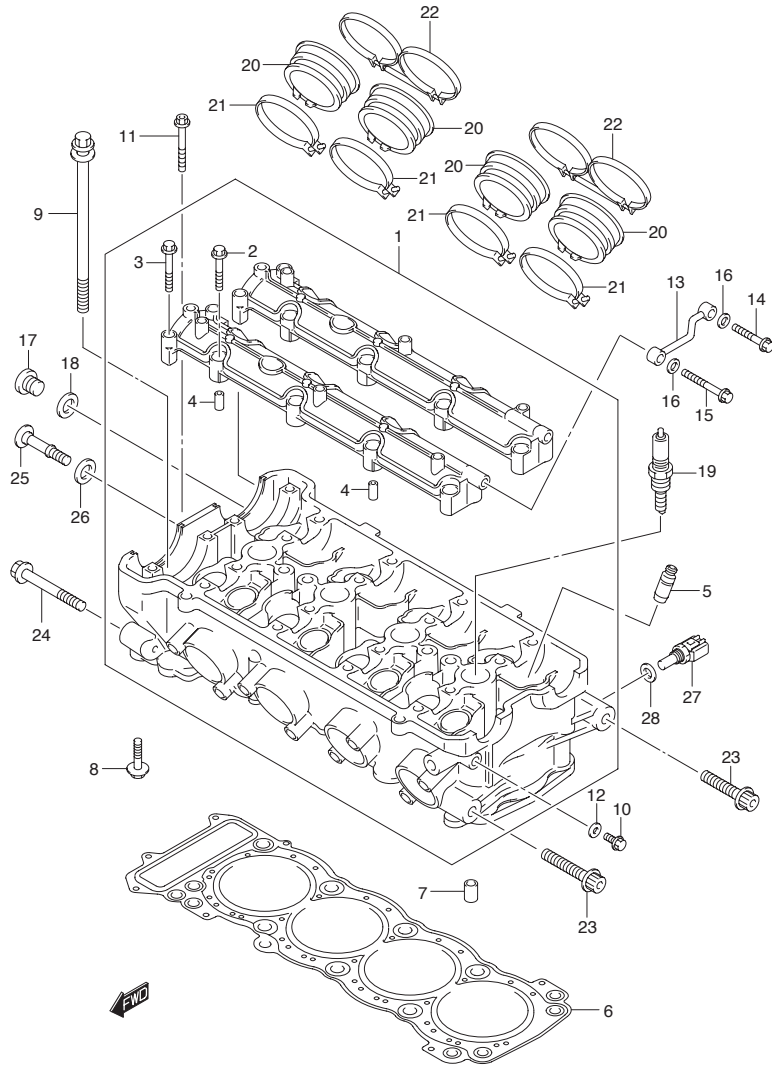


FIG.3 (B-4) CYLINDER HEAD

REF NO.	PART NO.	DESCRIPTION	Q'TY	REMARKS
1	11100-15H00	HEAD ASSY, CYLINDER	1	
2-1	09103-06026	·BOLT (6X39)	16	
2-2	09103-06266	·BOLT (6X39)	16	JS1CK111200101498~ JS1CK121500100001~ JS1CK111100106309~ JS1CK111300101132~ JS1CK111490100031~ JS1CK211100101873~
3-1	09103-06165	·BOLT (6X45)	4	
3-2	09103-06293	·BOLT (6X45)	4	JS1CK111200101498~ JS1CK121500100001~ JS1CK111100106309~ JS1CK111300101132~ JS1CK111490100031~ JS1CK211100101873~
4	09206-08007	·PIN	4	
5	11115-15H70	GUIDE, VALVE (OS:0.3)	16	OPT
6	11141-15H00	GASKET, CYLINDER HEAD	1	
7	04211-11169	PIN	2	
8	01550-0630B	BOLT	1	
9	11117-15H00	BOLT	10	
10	09103-06222	BOLT, OIL GALLERY	1	
11	07120-0655B	BOLT, CYLINDER HEAD	2	
12	09168-06023	GASKET	1	
13	11131-33E00	PIPE, OIL	1	
14	01550-0635A	BOLT (6X35)	1	
15	01550-0645A	BOLT (6X45)	1	
16	08322-0106A	WASHER	2	
17	09248-16012	PLUG	1	
18	09168-16009	GASKET	1	
19-1	09482-00558	SPARK PLUG (NGK, CR9EIA-9)	4	
19-2	09482-00557	SPARK PLUG (DENSO, IU27D)	4	
19-3	09482-00556	SPARK PLUG (NGK, CR8EIA-9)	4	OPT
19-4	09482-00560	SPARK PLUG (NGK, CR10EIA-9)	4	OPT
19-5	09482-00555	SPARK PLUG (DENSO, IU24D)	4	OPT
19-6	09482-00559	SPARK PLUG (DENSO, IU31D)	4	OPT

FIG.3

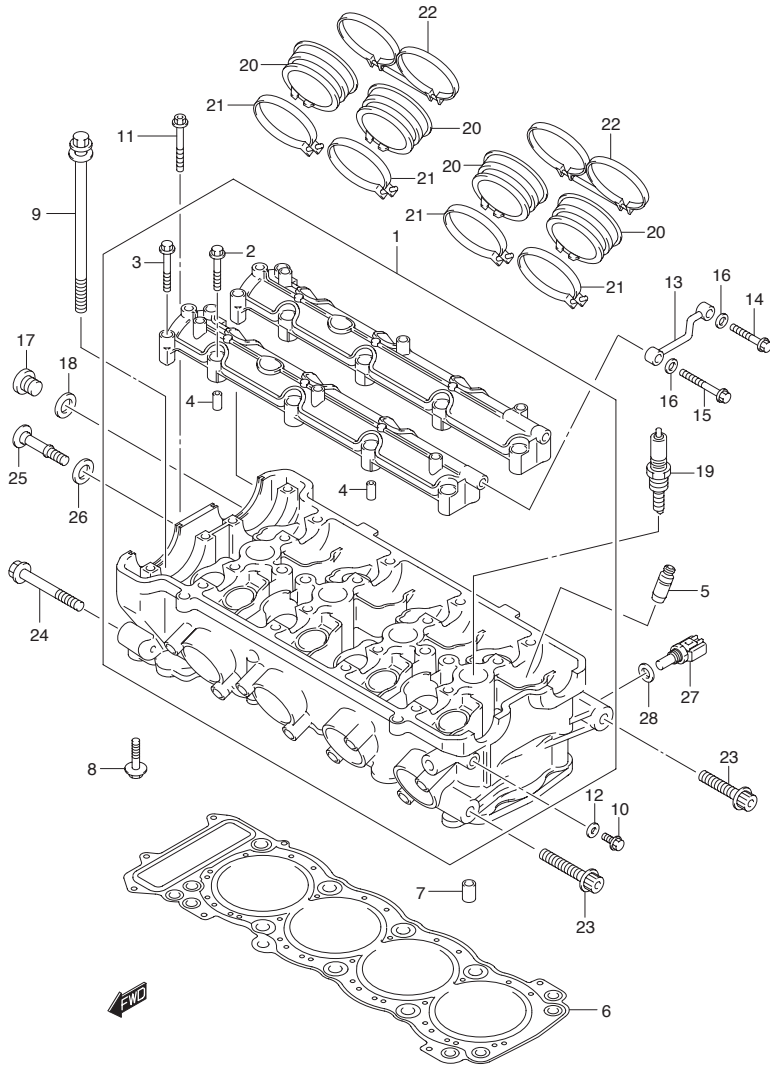


FIG.3 (B-5) CYLINDER HEAD

REF NO.	PART NO.	DESCRIPTION	Q'TY	REMARKS
20	13111-15H00	PIPE, INTAKE NO.1	4	
21	09402-60208	CLAMP	4	
22	13170-15H10	CLAMP	2	
23	09106-10069	BOLT, ENG MOUNTING (10X45)	2	
24	09106-10084	BOLT, ENG MOUNTING (10X60)	2	
25	11161-33E00	BOLT, CYL HEAD SIDE FACE	1	
26	11191-13E00	WASHER	1	
27	13650-49X00	SENSOR, WATER TEMPERATURE	1	
28	09168-12017	GASKET	1	

FIG.4

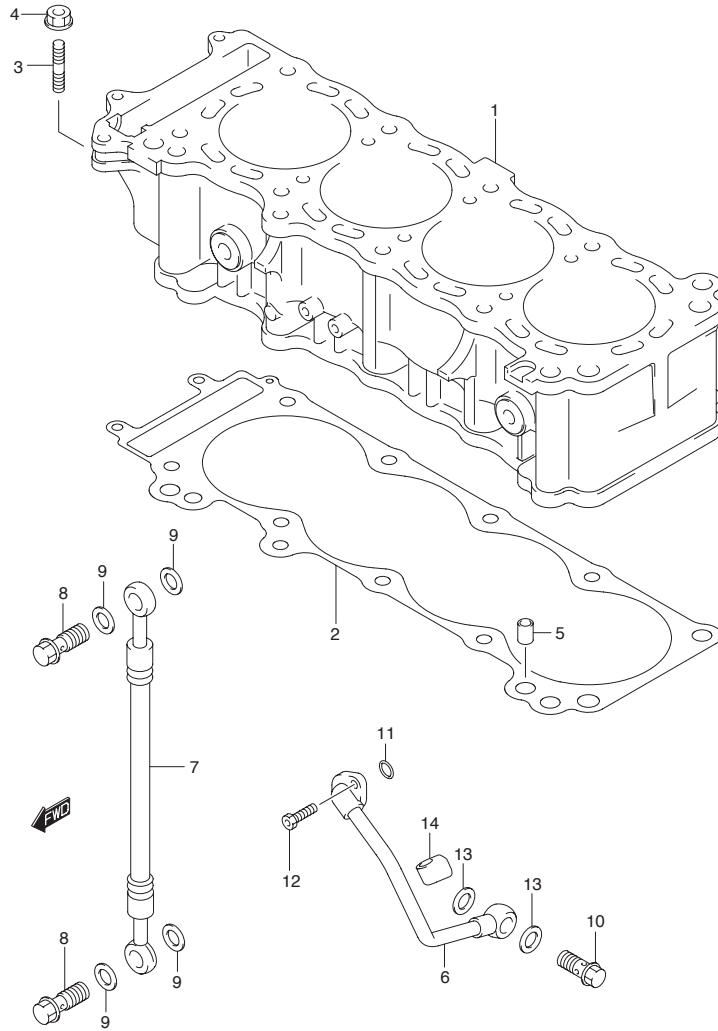


FIG.4 (B-6) CYLINDER

REF NO.	PART NO.	DESCRIPTION	Q'TY	REMARKS
1	11210-15H00-0F0	CYLINDER	1	
2	11241-15H00	GASKET	1	
3	01421-0625B	STUD BOLT	2	
4	08316-1006B	NUT	2	
5	04211-11169	PIN	2	
6	11280-24F00	PIPE, CRANKCASE OIL	1	
7	11282-24F00	HOSE, OIL	1	
8	09360-10062	BOLT, CYLINDER HEAD HOSE UNION	2	
9	09168-10007	GASKET	4	
10	09360-14012	BOLT, OIL PIPE UNION	1	
11	09280-12012	O RING, OIL PIPE	1	
12	09106-06073	BOLT, OIL PIPE (6X16)	2	
13	09168-14015	GASKET, OIL PIPE (14X20X1.5)	2	
14	11283-24F00	CUSHION, CRANKCASE OIL PIPE	1	

FIG.5

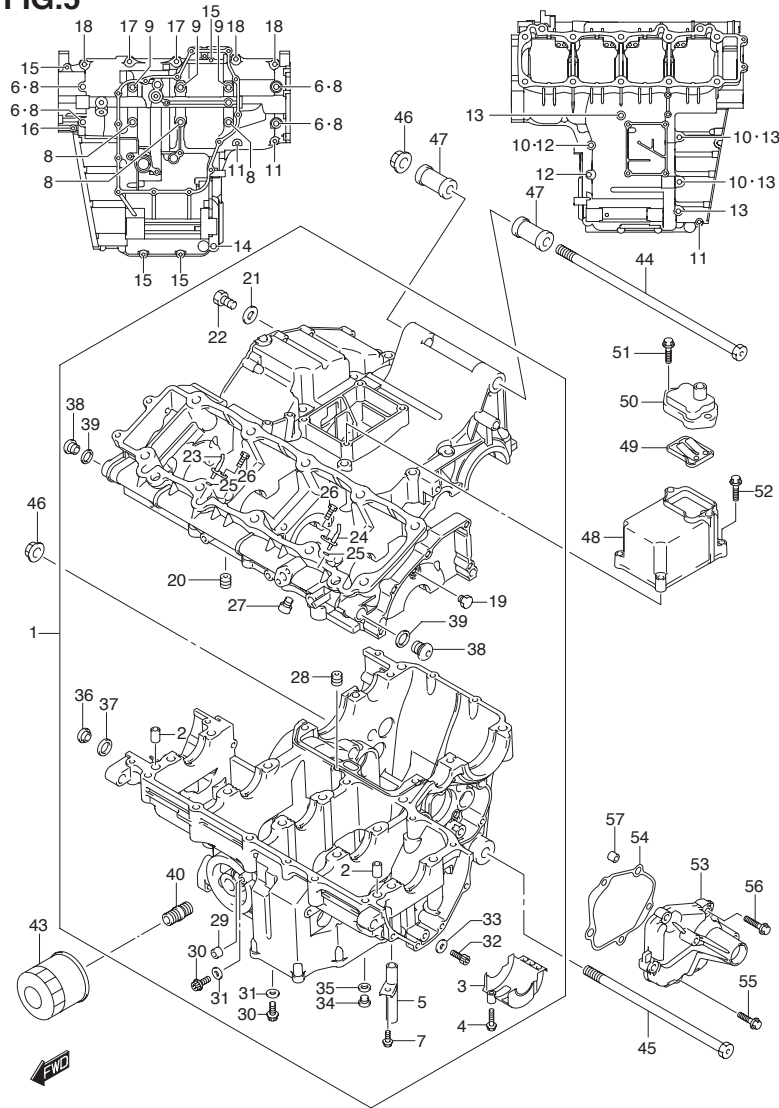


FIG.5 (B-7) CRANKCASE

REF NO.	PART NO.	DESCRIPTION	Q'TY	REMARKS
1	11301-24861	CRANKCASE SET	1	
2	11319-33E50	·PIN	4	
3	11323-24F10	·SEPARATOR, OIL	1	
4	01547-0625A	·BOLT	1	
5	11328-24F00	·UNION, BREATHER OIL	1	
6	09168-10031	·GASKET, CRANKCASE BOLT (10.2X20X2.3)	4	
7	01547-0612A	·BOLT, BREATHER UNION	1	
8	09103-09008	·BOLT (9X95)	7	
9	09103-09010	·BOLT (9X115)	3	
10	09168-08016	·GASKET	3	
11	01547-0650A	·BOLT	3	
12	01550-0865A	·BOLT	2	
13	01550-0880A	·BOLT	4	
14	01550-1060A	·BOLT	1	
15	01547-0640A	·BOLT	4	
16	01547-0660A	·BOLT	1	
17	09103-08155	·BOLT (8X50)	2	
18	09103-08355	·BOLT (8X60)	3	
19	11393-33E01	·JET, MAGNETO COOLING	1	
20	09493-20012	·JET, T/M COOLING	1	
21	09168-06023	·GASKET, T/M COOLING	1	
22	07120-0612B	·PLUG, T/M COOLING	1	
23	11390-34E00	·JET, PISTON COOLING RH	2	
24	11390-34E10	·JET, PISTON COOLING LH	2	
25	09280-04004	·O RING	4	
26	09106-06075	·BOLT	4	
27	09106-06076	·PLUG, PISTON JET OIL GALLERY	4	
28	09493-36006	·JET, T/M OIL 180	1	
29	11532-46E00	·JET, OIL GALLERY	1	
30	07120-0612B	·PLUG, OIL GALLERY	2	
31	09168-06023	·GASKET	2	

FIG.5

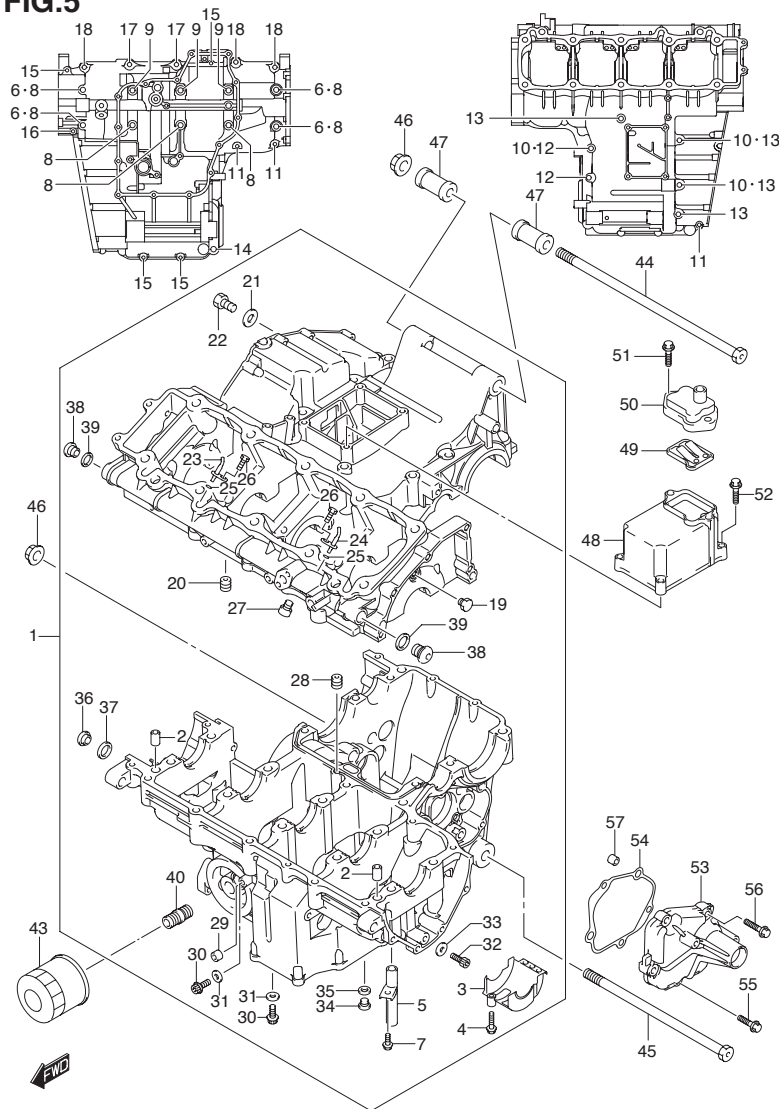


FIG.5 (B-8) CRANKCASE

REF NO.	PART NO.	DESCRIPTION	Q'TY	REMARKS
32	07130-0816B	·PLUG, OIL GALLERY	1	
33	09168-08016	·GASKET (8.2X14X1)	1	
34	09248-10010	·PLUG, OIL GALLERY	1	
35	09168-10002	·GASKET (9.9X14X0.3)	1	
36	09248-16012	·PLUG, OIL GALLERY (16X8)	1	
37	09168-16002	·GASKET (16X22X2)	1	
38	09248-14012	·PLUG (14X12)	1	
39	09168-14002	·GASKET (13.8X18.8X0.4)	1	
40	16591-06B01	·UNION, OIL FILTER STAND	1	
41	12228-24F00-0D0	·BEARING, CRANK THRUST (GREEN)	1	RH SEE ILLUSTRATION ON FIG.8
42-1	12228-24F00-0A0	·BEARING, CRANK THRUST (RED)	1	LH SEE ILLUSTRATION ON FIG.8
42-2	12228-24F00-0B0	·BEARING, CRANK THRUST (BLACK)	1	
42-3	12228-24F00-0C0	·BEARING, CRANK THRUST (BLUE)	1	
42-4	12228-24F00-0D0	·BEARING, CRANK THRUST (GREEN)	1	
42-5	12228-24F00-0E0	·BEARING, CRANK THRUST (YELLOW)	1	
42-6	12228-24F00-0F0	·BEARING, CRANK THRUST (WHITE)	1	
43	16510-03G00-X07	FILTER ASSY, ENGINE OIL	1	
44	09103-12066	BOLT (12X320)	1	
45	09103-12067	BOLT (12X240)	1	
46	09159-12054	NUT	2	
47	11611-24F00	SPACER, ENGINE MOUNT	2	
48	11331-15H00	COVER, BREATHER	1	
49	13150-01H00	VALVE ASSY, BREATHER REED	1	
50	11372-21H00	COVER, REED VALVE	1	
51	01547-0620A	BOLT	2	
52	01547-0630A	BOLT	4	
53	11383-15H00	COVER, GEAR SHIFT	1	
54	11485-24F00	GASKET	1	
55	01547-0625A	BOLT	3	
56	01547-0635A	BOLT	2	
57	04211-09149	PIN	2	

FIG.6

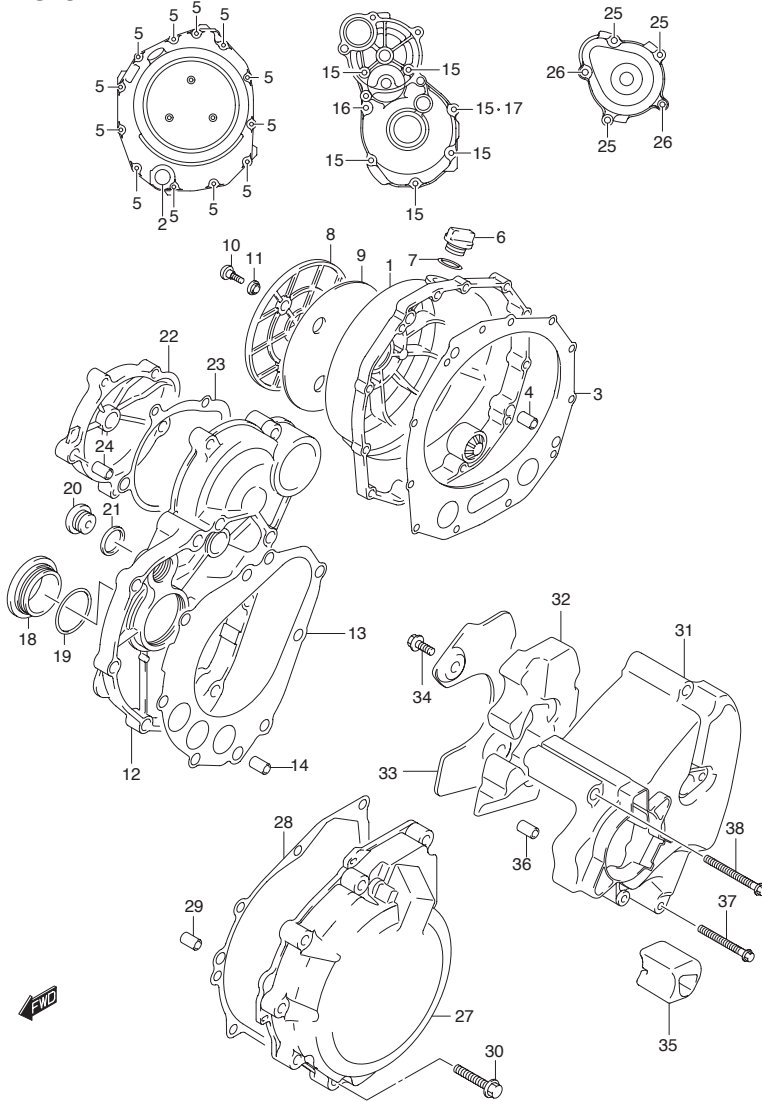


FIG.6 (B-9) CRANKCASE COVER

REF NO.	PART NO.	DESCRIPTION	Q'TY	REMARKS
1	11340-24F01	COVER, CLUTCH	1	
2	11971-33210	·LENS, OIL LEVEL	1	
3	11482-24F00	GASKET, CLUTCH COVER	1	
4	04211-09189	PIN	2	
5	09103-06213	BOLT (6X30)	12	
6	11971-25D00	PLUG, ENGINE OIL FILLER	1	
7	09280-17003	O RING (D:3.1, ID:16.8)	1	
8	11371-24F00	COVER, CLUTCH OUTER	1	
9	11372-24F00	CUSHION, CLUTCH OUTER COVER	1	
10	09139-06107	SCREW	3	
11	11373-24F00	WASHER, CL OUTER COVER SCREW	3	
12	11380-24F20	COVER, STARTER CLUTCH	1	
13	11491-24F01	GASKET, STARTER CLUTCH COVER	1	
14	04211-09149	PIN	2	
15	09103-06212	BOLT (6X25)	6	
16	09103-06214	BOLT (6X35)	1	
17	09168-06023	GASKET	1	
18	09259-36021	PLUG, SHAFT HOLE	1	
19	09280-33004	O RING (D:3.1, ID:32.7)	1	
20	09248-16012	PLUG, TDC (16X8)	1	
21	09168-16002	GASKET	1	
22	11382-24F20	CAP, STARTER IDLE GEAR	1	
23	11492-24F00	GASKET, STARTER IDLE GEAR CAP	1	
24	04211-09149	PIN	2	
25	09103-06212	BOLT (6X25)	3	
26	09103-06214	BOLT (6X35)	2	

FIG.6

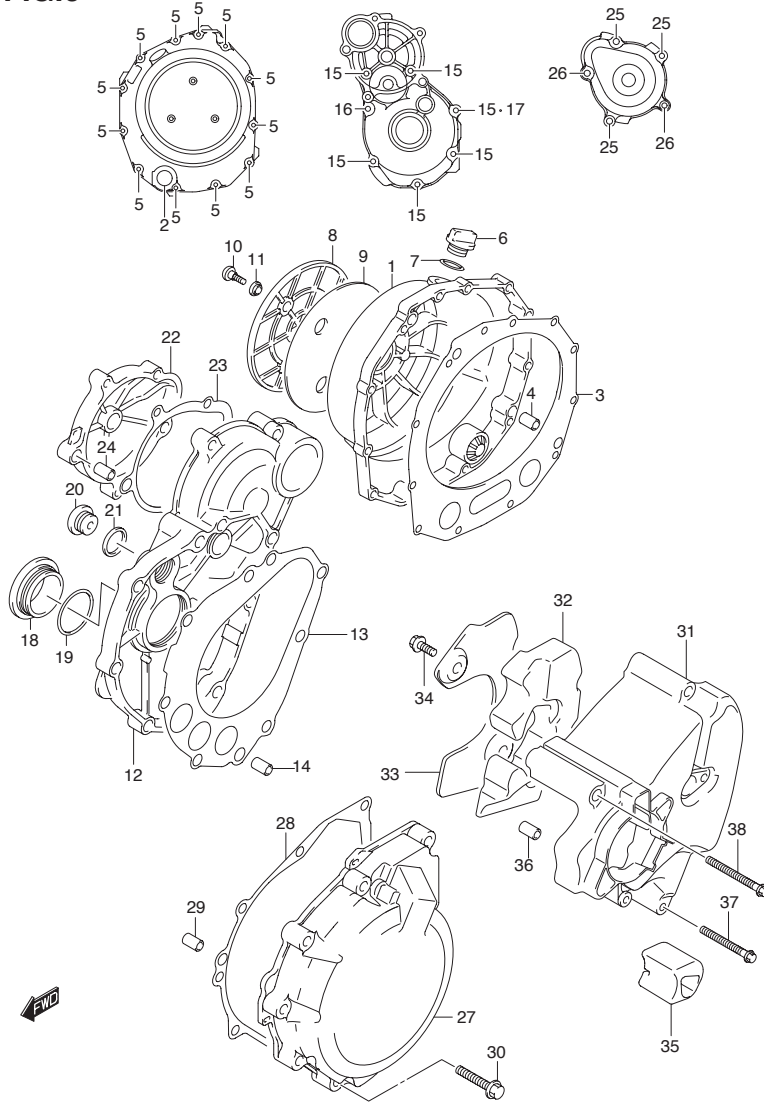


FIG.6 (B-10) CRANKCASE COVER

REF NO.	PART NO.	DESCRIPTION	Q'TY	REMARKS
27	11351-24F00	COVER, MAGNETO	1	
28	11483-24F00	GASKET, MAGNETO COVER	1	
29	04211-09149	PIN	2	
30	09103-06213	BOLT (6X30)	9	
31	11361-15H00	COVER, ENGINE SPROCKET	1	
32	11362-15H00	DAMPER, ENGINE SPROCKET COVER	1	
33	11363-15H00	PLATE, ENGINE SPROCKET COVER	1	
34	09103-06172	BOLT	2	
35	11364-15H00	PROTECTOR, ENGINE SPRKT COVER	1	
36	04211-09149	PIN	2	
37	09103-06216	BOLT (6X55)	2	
38	09103-06239	BOLT (6X65)	2	

FIG.7

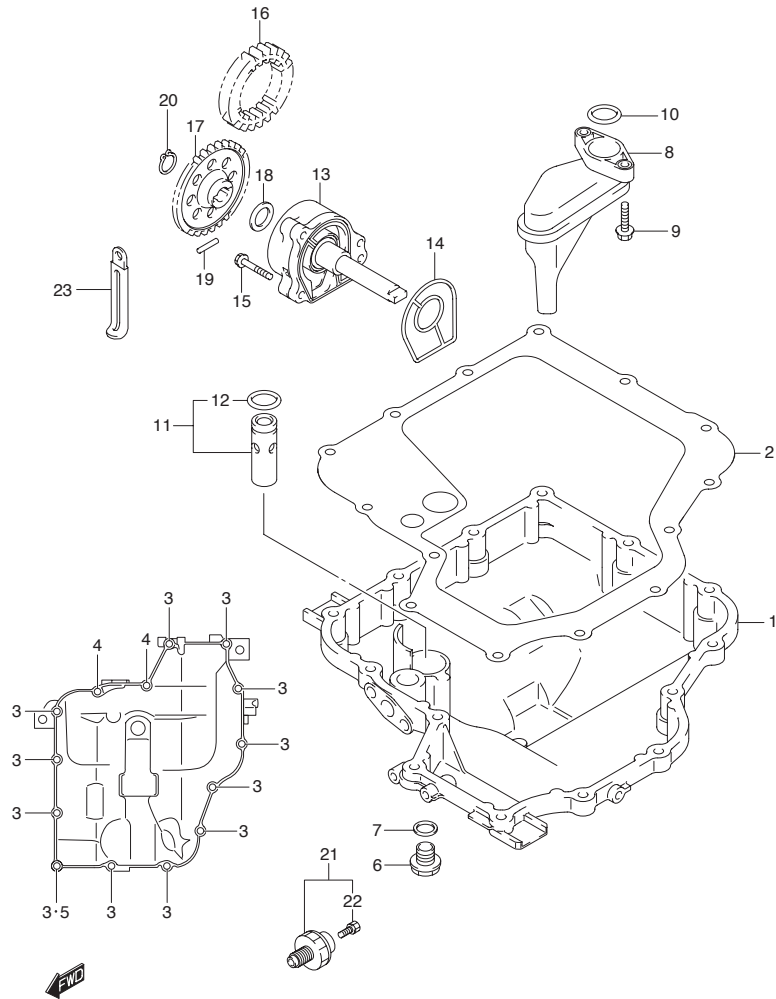


FIG.7 (B-11) OIL PAN/OIL PUMP

REF NO.	PART NO.	DESCRIPTION	Q'TY	REMARKS
1	11511-24F10	PAN, OIL	1	
2	11489-24F01	GASKET, OIL PAN	1	
3	01547-0630A	BOLT	12	
4	01547-0640A	BOLT	2	
5	09168-06023	GASKET (5.8X13X1.2)	1	
6	09247-14036	PLUG, OIL DRAIN	1	
7	09168-14002	GASKET	1	
8	16520-24F00	STRAINER, ENGINE OIL	1	
9	01550-0620A	BOLT	2	
10	09280-19008	O RING (D:2.62, ID:20.3)	1	
11	16440-24F00	VALVE ASSY, OIL RELIEF	1	
12	09280-13004	·O RING	1	
13	16400-24F01	PUMP ASSY, ENGINE OIL	1	
14	16491-24F00	O RING	1	
15	01547-0630A	BOLT	3	
16	16321-33E10	GEAR, OIL PUMP DRIVE (NT:34)	1	
17	16331-33E00	GEAR, OIL PUMP DRIVEN (NT:37)	1	
18	09181-12158	WASHER	1	
19	09261-05006	PIN	1	
20	08331-31126	CIRCLIP	1	
21	37820-33D10	SWITCH ASSY, OIL PRESSURE	1	
22	37822-33D00	·BOLT	1	
23	09404-06429	CLAMP	1	

FIG.8

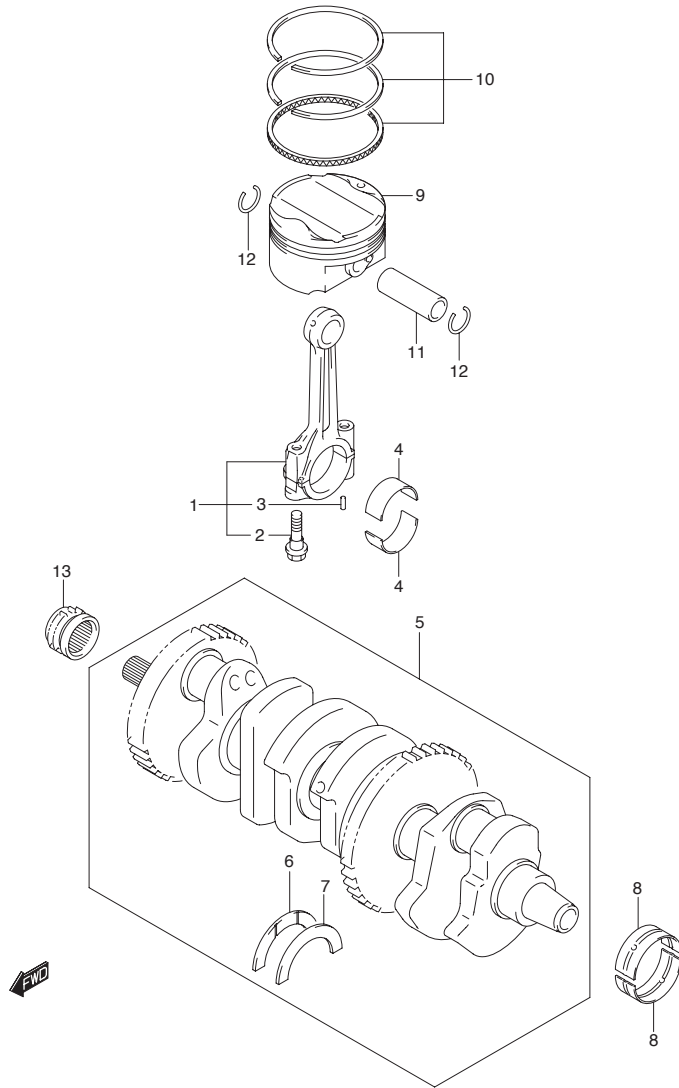


FIG.8 (B-12) CRANKSHAFT

REF NO.	PART NO.	DESCRIPTION	Q'TY	REMARKS
1	12160-15H00	ROD ASSY, CONNECTING	4	
2	12163-24F10	·BOLT	8	
3	04221-04089	·PIN, CONNROD	8	
4-1	12164-46E01-0A0	BEARING, CRANK PIN (GREEN)	8	
4-2	12164-46E01-0B0	BEARING, CRANK PIN (BLACK)	8	
4-3	12164-46E01-0C0	BEARING, CRANK PIN (BROWN)	8	
4-4	12164-46E01-0D0	BEARING, CRANK PIN (YELLOW)	8	
5	12000-15810	CRANKSHAFT SET	1	
6	12228-24F00-0D0	·BEARING, THRUST RH (GREEN)	1	
7-1	12228-24F00-0A0	·BEARING, THRUST LH (RED)	1	
7-2	12228-24F00-0B0	·BEARING, THRUST LH (BLACK)	1	
7-3	12228-24F00-0C0	·BEARING, THRUST LH (BLUE)	1	
7-4	12228-24F00-0D0	·BEARING, THRUST LH (GREEN)	1	
7-5	12228-24F00-0E0	·BEARING, THRUST LH (YELLOW)	1	
7-6	12228-24F00-0F0	·BEARING, THRUST LH (WHITE)	1	
8-1	12229-15H00-0A0	BEARING, CRANKSHAFT (GREEN)	10	
8-2	12229-15H00-0B0	BEARING, CRANKSHAFT (BLACK)	10	
8-3	12229-15H00-0C0	BEARING, CRANKSHAFT (BROWN)	10	
8-4	12229-15H00-0D0	BEARING, CRANKSHAFT (YELLOW)	10	
8-5	12229-15H00-0E0	BEARING, CRANKSHAFT (BLUE)	10	
9	12111-15H00-0F0	PISTON	4	
10	12140-15H00	RING SET, PISTON	4	
11	12151-07D00	PIN, PISTON	4	
12	09381-18003	CIRCLIP	8	
13	12731-24F10	SPROCKET, CAM CHAIN	1	

FIG.9

2

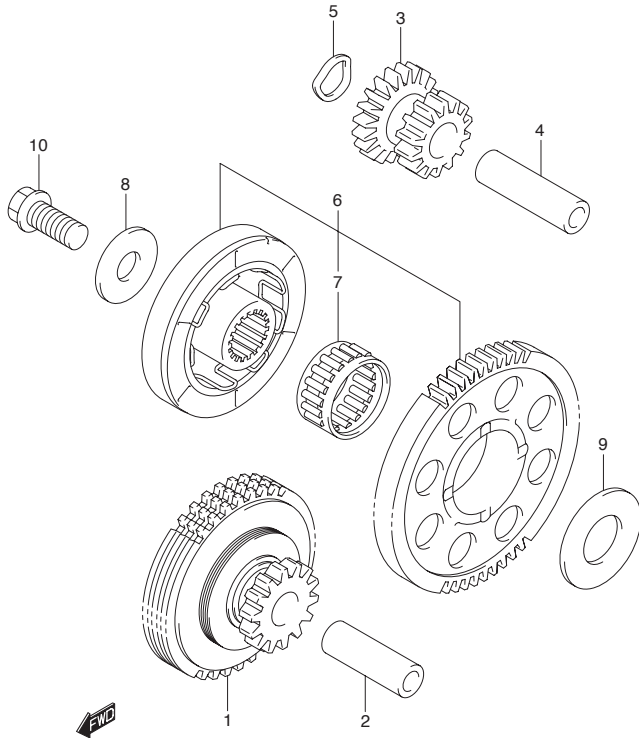


FIG.9 (B-13) STARTER CLUTCH

REF NO.	PART NO.	DESCRIPTION	Q'TY	REMARKS
1	12600-24F00	LIMITER ASSY, STARTER IDLE GEAR	1	
2	12615-24F00	PIN	1	
3	12612-24F00	GEAR, STARTER IDLE NO.2 (NT:16/14)	1	
4	12151-05200	PIN	1	
5	09164-14008	WASHER	1	
6	12600-24861	CLUTCH SET, STARTER	1	
7	09263-28031	•BEARING	1	
8	08211-10285	WASHER	1	
9	08211-20403	WASHER	1	
10	09103-10189	BOLT (10X23)	1	

FIG.10

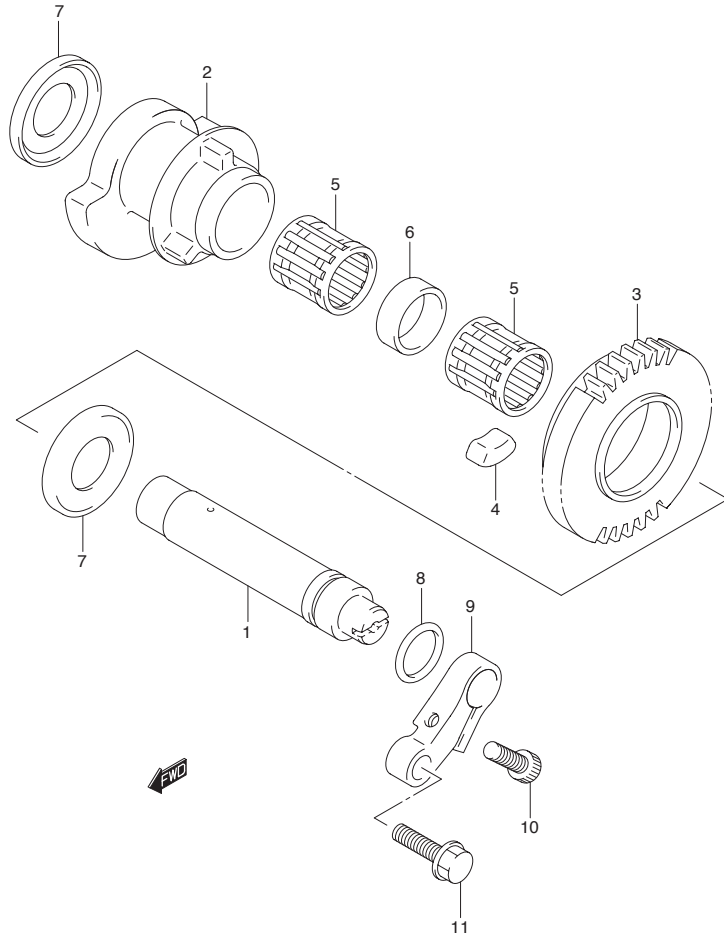


FIG.10 (B-14) CRANK BALANCER

REF NO.	PART NO.	DESCRIPTION	Q'TY	REMARKS
1	12650-24F01-0F0	SHAFT, CRANK BALANCER	1	
2	12654-24F00-0F0	BALANCER, CRANK	1	
3	12666-24F00	GEAR, CRANK BALANCER	1	
4	12686-24F00	DAMPER, BALANCER GEAR	6	
5	09263-19015	BEARING	2	
6	09180-19014	SPACER	1	
7	09169-21001	WASHER	2	
8	09280-17007	O RING, LH (D:1.9, ID:16.8)	1	
9	12681-26D01	ARM, BALANCER SHAFT	1	
10	07130-0620B	BOLT	1	
11	09103-06286	BOLT (6X20)	1	

FIG.11

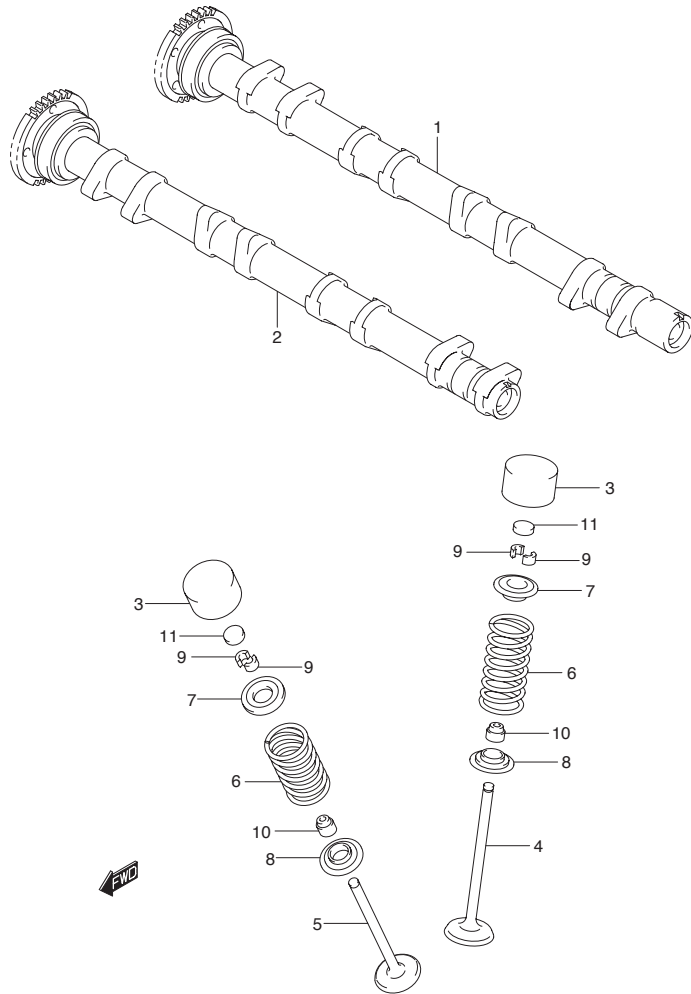


FIG.11 (C-2) CAMSHAFT/VALVE

REF NO.	PART NO.	DESCRIPTION	Q'TY	REMARKS
1	12710-15H00	CAMSHAFT, INTAKE	1	
2	12720-15H00	CAMSHAFT, EXHAUST	1	
3	12891-02F00	TAPPET	16	
4	12911-15H00	VALVE, INTAKE	8	
5	12912-15H00	VALVE, EXHAUST	8	
6	12921-15H00	SPRING, VALVE	16	
7	12931-02F10	RETAINER, VALVE SPRING	16	
8	12933-38400	SEAT, VALVE SPRING	16	
9	12932-24F00	COTTER, VALVE	32	
10	09289-05011	OIL SEAL (4.5X10X8)	16	
11-1	12892-41C00-230	SHIM, TAPPET (T:2.30)	16	
11-2	12892-41C00-235	SHIM, TAPPET (T:2.35)	16	
11-3	12892-41C00-240	SHIM, TAPPET (T:2.40)	16	
11-4	12892-41C00-245	SHIM, TAPPET (T:2.45)	16	
11-5	12892-41C00-250	SHIM, TAPPET (T:2.50)	16	
11-6	12892-41C00-255	SHIM, TAPPET (T:2.55)	16	
11-7	12892-41C00-260	SHIM, TAPPET (T:2.60)	16	
11-8	12892-41C00-265	SHIM, TAPPET (T:2.65)	16	
11-9	12892-41C00-270	SHIM, TAPPET (T:2.70)	16	
11-10	12892-41C00-275	SHIM, TAPPET (T:2.75)	16	
11-11	12892-41C00-280	SHIM, TAPPET (T:2.80)	16	
11-12	12892-41C00-285	SHIM, TAPPET (T:2.85)	16	
11-13	12892-41C00-290	SHIM, TAPPET (T:2.90)	16	
11-14	12892-41C00-295	SHIM, TAPPET (T:2.95)	16	
11-15	12892-41C00-300	SHIM, TAPPET (T:3.00)	16	

FIG.11

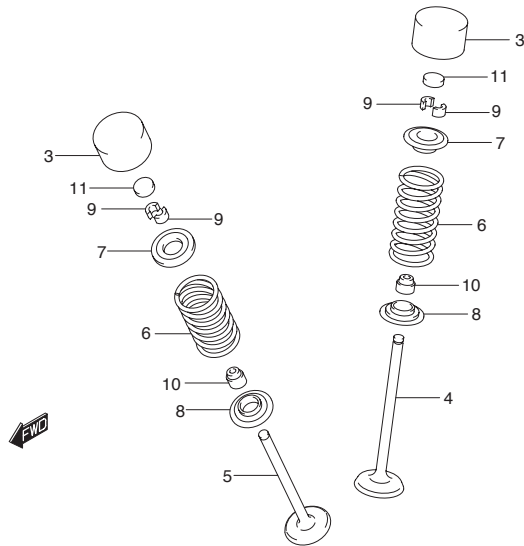
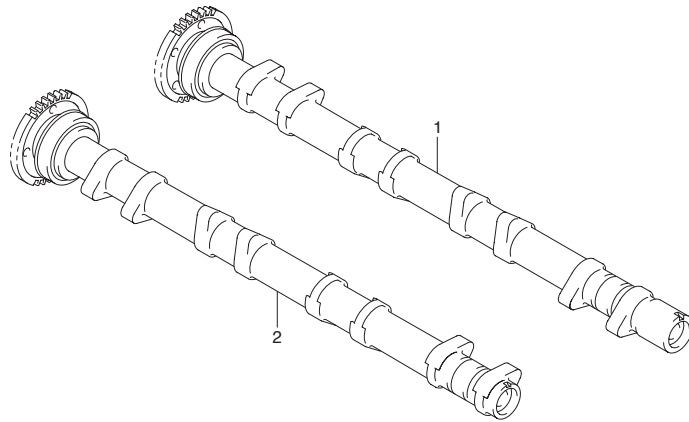


FIG.11 (C-3) CAM SHAFT/VALVE

REF NO.	PART NO.	DESCRIPTION	Q'TY	REMARKS
11-16	12892-41C00-305	SHIM, TAPPET (T:3.05)	16	
11-17	12892-41C00-310	SHIM, TAPPET (T:3.10)	16	
11-18	12892-41C00-315	SHIM, TAPPET (T:3.15)	16	
11-19	12892-41C00-320	SHIM, TAPPET (T:3.20)	16	
11-20	12892-41C00-325	SHIM, TAPPET (T:3.25)	16	
11-21	12892-41C00-330	SHIM, TAPPET (T:3.30)	16	
11-22	12892-41C00-335	SHIM, TAPPET (T:3.35)	16	
11-23	12892-41C00-340	SHIM, TAPPET (T:3.40)	16	
11-24	12892-41C00-345	SHIM, TAPPET (T:3.45)	16	
11-25	12892-41C00-350	SHIM, TAPPET (T:3.50)	16	
12	12800-41810	SHIM SET, TAPPET INC. REF. NO. 11-5~11-25 (5PCS.EACH) & NO.13	1	OPT NOT SHOWN
13	99000-69471	·CASE, TAPPET SHIM	1	OPT NOT SHOWN

FIG.12

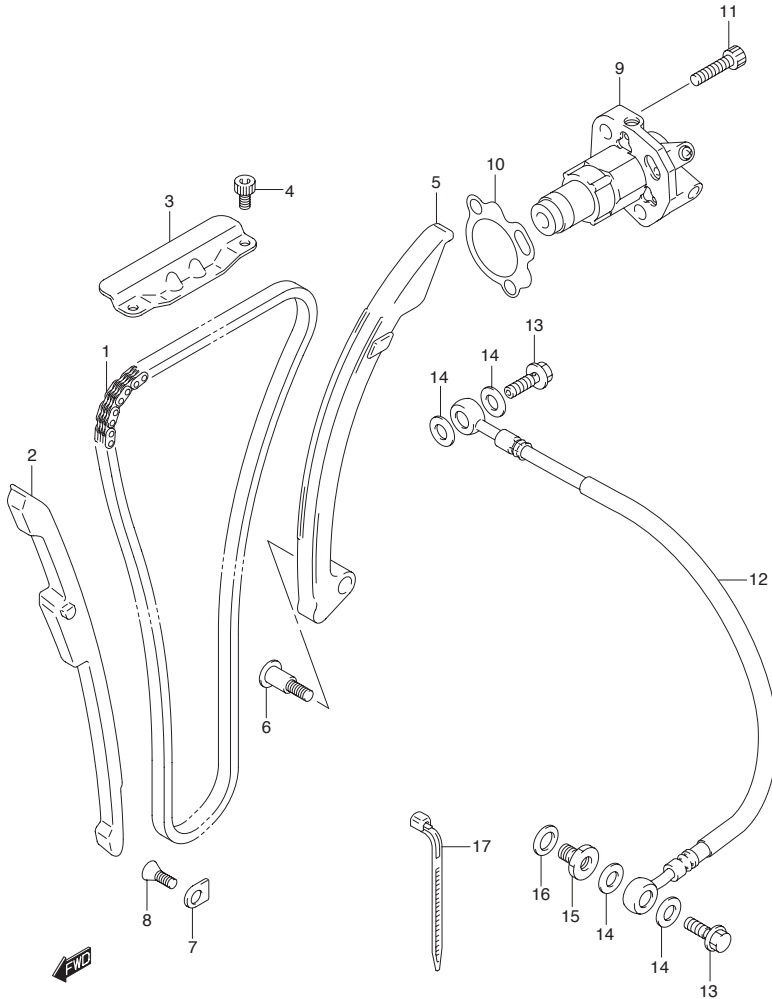


FIG.12 (C-4) CAM CHAIN

REF NO.	PART NO.	DESCRIPTION	Q'TY	REMARKS
1	12760-24F01	CHAIN, CAM SHAFT DRIVE (128LE)	1	
2	12771-15H00	GUIDE, CAM CHAIN NO.1	1	
3	12782-24F01	GUIDE, CAM CHAIN NO.2	1	
4	07130-0612A	SCREW	2	
5	12811-15H00	TENSIONER, CAM CHAIN	1	
6	12812-31G00	BOLT	1	
7	12773-24F00	RETAINER, CAM CHAIN GUIDE NO.1	1	
8	02122-0612A	SCREW	1	
9	12830-15H00	ADJUSTER SET, TENSIONER	1	
10	12837-02H00	GASKET, TNSN ADJUSTER	1	
11	07130-0625A	BOLT	2	
12	12835-15H00	HOSE, CAM CHAIN TENSIONER	1	
13	12838-15H00	BOLT	2	
14	09168-08034	GASKET	4	
15	12839-15H00	PLUG	1	
16	09168-14002	GASKET	1	
17	09407-18402	CLAMP	1	

FIG.13

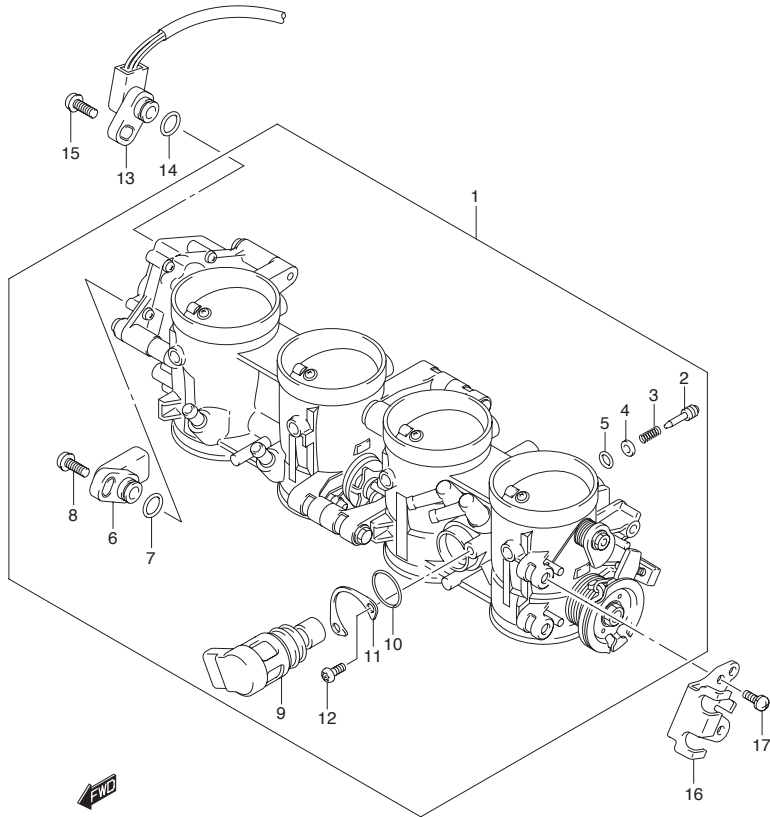


FIG.13 (C-5) THROTTLE BODY

REF NO.	PART NO.	DESCRIPTION	Q'TY	REMARKS
1-1	13406-15H00	THROTTLE BODY	1	E2, E19, E24, E51, P37
1-2	13406-15H10	THROTTLE BODY	1	E14
2	13269-18G00	·SCREW, AIR ADJUST	4	
3	13271-43E00	·SPRING, AIR SCREW	4	
4	13291-26E00	·WASHER	4	
5	13295-26E00	·O RING	4	
6	13580-18G00	·SENSOR ASSY, MAIN	1	
7	13575-40F00	·O RING	1	
8	13605-40F00	·SCREW	1	
9	18117-15H11	·VALVE ASSY, ISC	1	
10	18119-05H00	·O RING	1	
11	13428-15H00	·PLATE, STAY	1	
12	13605-15H00	·SCREW	2	
13	13580-40F30	SENSOR ASSY, SUB	1	
14	13575-40F00	O RING	1	
15	13605-40F00	SCREW	1	
16	13565-15H00	PLATE, STAY	1	
17	13601-21H00	SCREW	2	

FIG.14

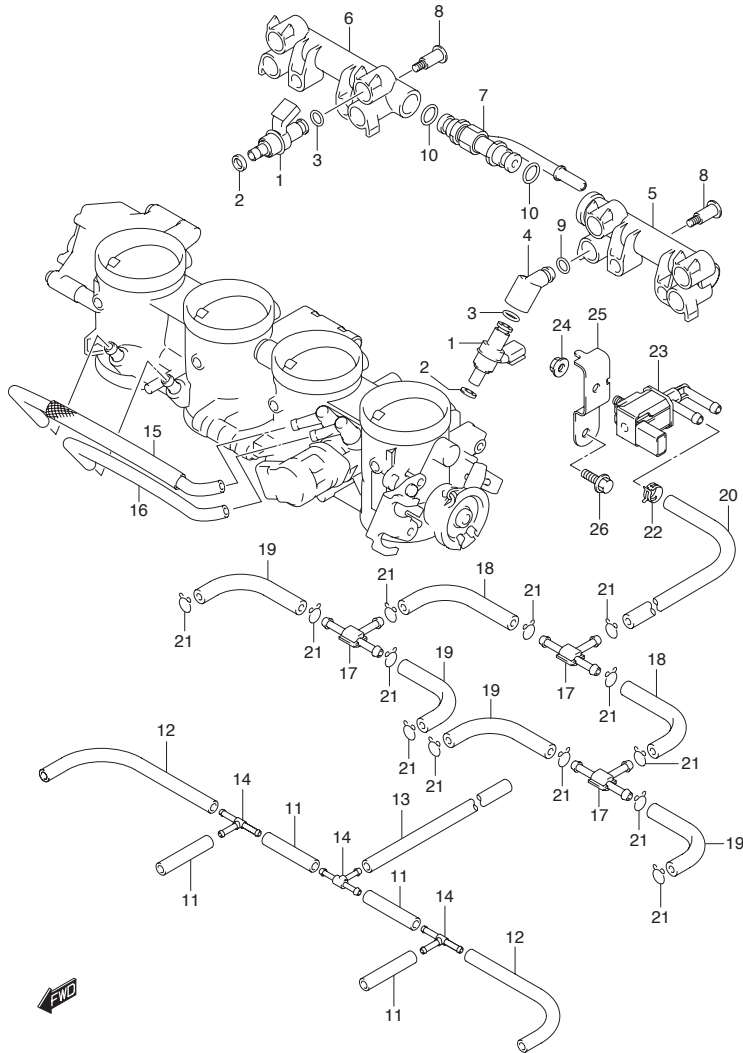


FIG.14 (C-6) THROTTLE BODY HOSE/JOINT

REF NO.	PART NO.	DESCRIPTION	Q'TY	REMARKS
1	15710-21H00	INJECTOR ASSY	8	
2	15722-21H00	O RING	8	
3	15721-21H00	O RING	8	
4	13473-21H00	PIPE, FUEL	4	
5	13474-21H00	PIPE, FUEL	1	
6	13474-21H10	PIPE, FUEL	1	
7	13473-15H00	PIPE, FUEL	1	
8	13601-35F00	SCREW	4	
9	15721-24F00	O RING	4	
10	15721-10G00	O RING	2	
11	13697-24F00	HOSE, RUBBER (L:35)	4	
12	13697-24F20	HOSE, RUBBER (L:100)	2	
13	13697-35F00	HOSE, RUBBER (L:170)	1	
14	13471-24F30	T JOINT	3	
15	13680-21H10	TUBE, RUBBER	1	
16	13698-21H00	TUBE, RUBBER	1	
17	13685-36E50	T JOINT	3	E14
18	13683-21H20	HOSE	2	E14
19	13683-21H10	HOSE	4	E14
20	13683-15H00	HOSE	1	E14
21	13693-24F00	CLIP	13	E14
22	09401-10411	CLIP	1	E14
23	18117-52G10	VALVE, CANISETER PURGE	1	E14
24	08316-1006B	NUT	1	E14
25	13165-15H00	BRACKET	1	E14
26	01550-0610A	BOLT	1	E14

FIG.15

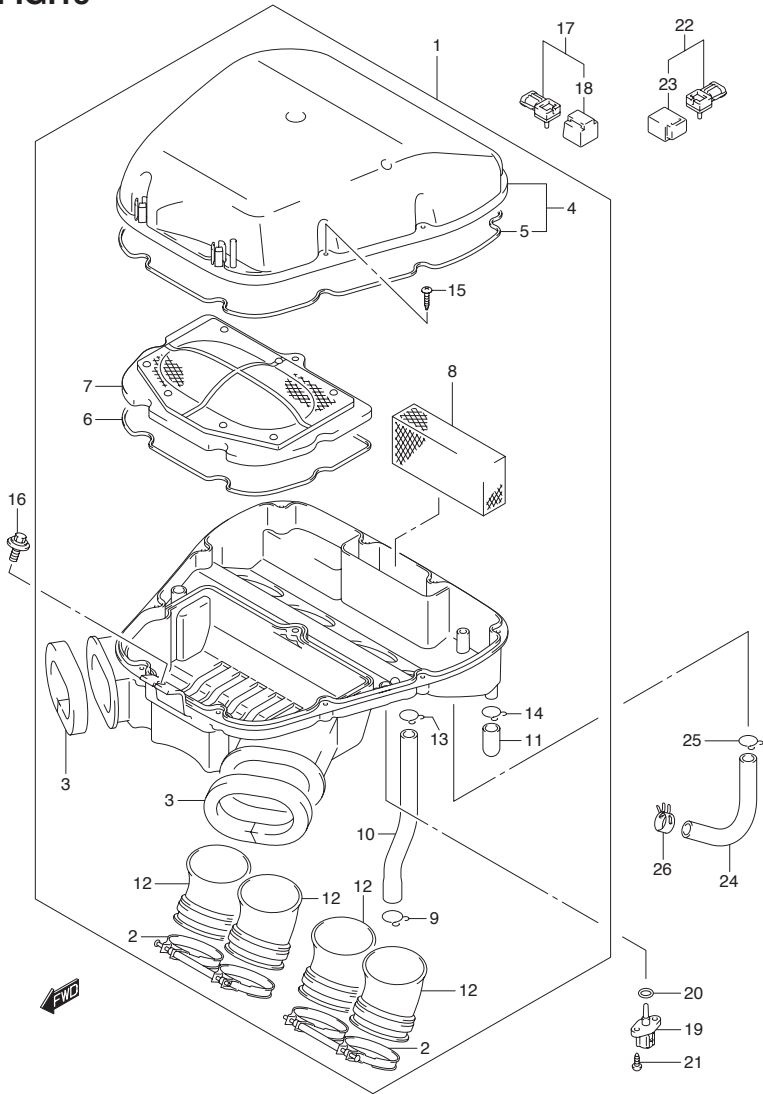


FIG.15 (C-7) AIR CLEANER

REF NO.	PART NO.	DESCRIPTION	Q'TY	REMARKS
1	13700-15H00	CLEANER ASSY, AIR	1	
2	13170-15H10	·CLAMP	2	
3	13736-15H00	·CUSHION, DUCT	2	
4	13740-15H00	·CAP, AIR CLEANER	1	
5	13746-15H00	·GASKET, CAP	1	
6	13756-15H00	·GASKET, CASE	1	
7	13780-15H00	·FILTER ASSY	1	
8	13788-15H00	·FILTER, BREATHER	1	
9	09401-16401	·CLIP	1	
10	13853-15H00	·TUBE, BREATHER	1	
11	13859-41B10	·PLUG	1	
12	13882-41G00	·TUBE, OUTLET	4	
13	09401-14301	·CLIP	1	
14	09401-14301	·CLIP	1	
15	03541-0525B	·SCREW	11	
16	09116-06130	BOLT	1	
17	15630-29G20	SENSOR, BOOST	1	
18	15625-29G10	·COVER	1	
19	13650-14G11	SENSOR, AIR TEMPERATURE	1	
20	13655-14G10	·O RING	1	
21	03511-0516A	SCREW	2	
22	15630-29G10	SENSOR, AIR PRESSURE	1	
23	15625-29G00	·COVER	1	
24	13697-15H00	HOSE, ISC VALVE	1	
25	09401-15101	CLIP	1	
26	09401-16403	CLIP	1	

FIG.16

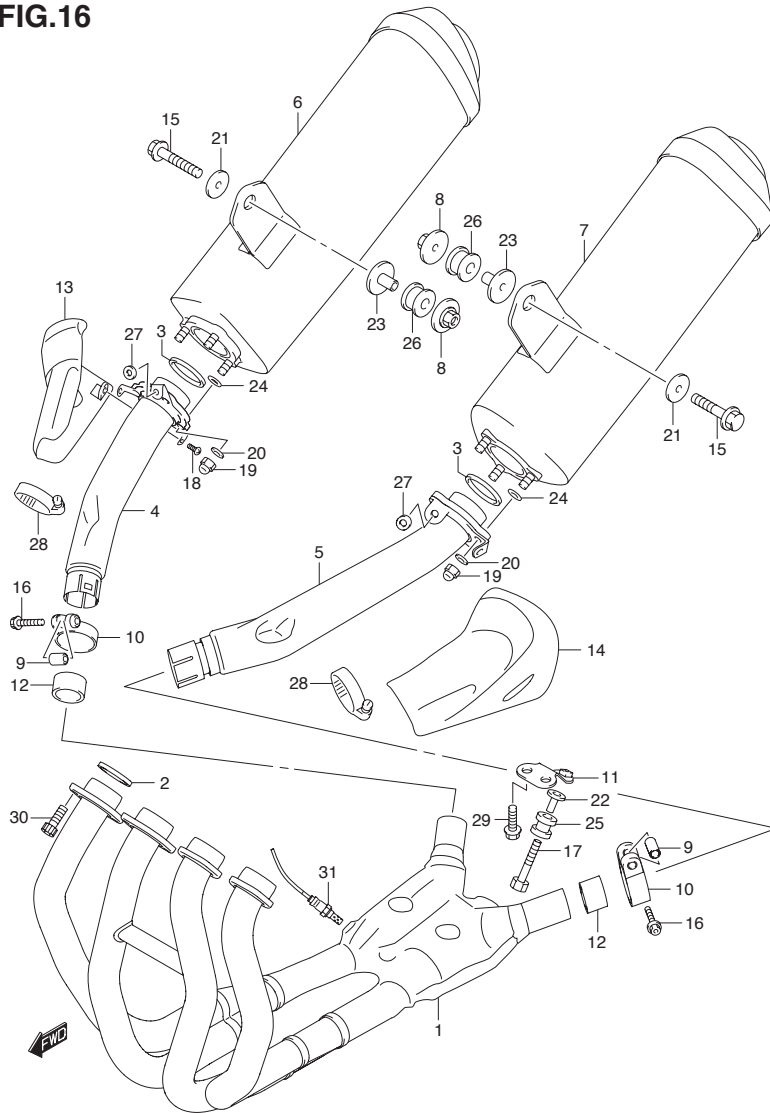


FIG.16 (C-8) MUFFLER

REF NO.	PART NO.	DESCRIPTION	Q'TY	REMARKS
1	14100-15H00	PIPE, EXHAUST	1	
2	14181-22D01	GASKET	4	
3	14181-33E00	GASKET, JOINT	2	
4	14230-15H00	PIPE, JOINT RH	1	
5	14240-15H00	PIPE, JOINT LH	1	
6	14310-15H00	BODY, MUFFLER RH	1	
7	14340-15H00	BODY, MUFFLER LH	1	
8	14414-15H00	NUT	2	
9	14458-45G10	SPACER	2	
10	14459-15H00	CLAMP	2	
11	14770-15H00	BRACKET	1	
12	14771-15H00	CONNECTOR	2	
13	14780-15H00	COVER, FRONT RH	1	
14	14790-15H00	COVER, FRONT LH	1	
15	09103-08358	BOLT	2	
16	09103-08392	BOLT	2	
17	09118-08152	BOLT	1	
18	09139-06027	SCREW	2	
19	09159-08116	NUT	6	
20	09160-08059	WASHER	6	
21	09160-08142	WASHER	2	
22	09180-08152	SPACER	1	
23	09180-08216	SPACER	2	
24	09280-08012	O RING	6	
25	09320-12048	CUSHION	1	
26	09320-12049	CUSHION	2	
27	09321-10018	CUSHION	4	
28	09402-70503	CLAMP	2	
29	01550-0820A	BOLT	2	
30	07130-0825A	BOLT	8	
31	18213-15H00	SENSOR, OXYGEN	1	

FIG.17

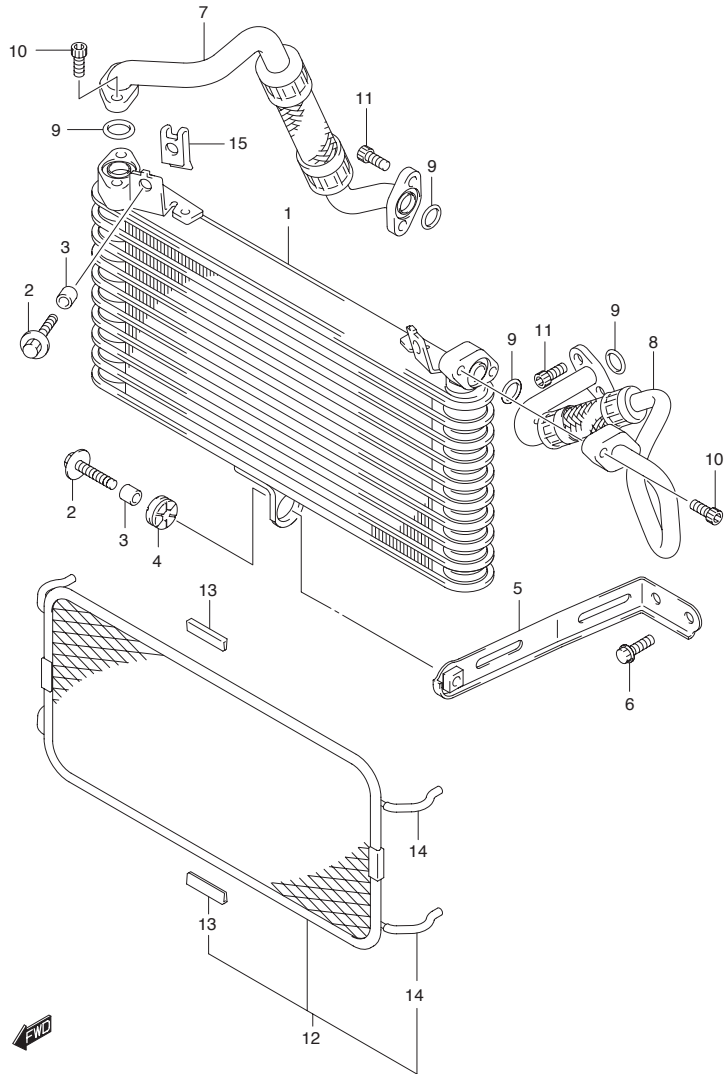


FIG.17 (C-9) OIL COOLER

REF NO.	PART NO.	DESCRIPTION	Q'TY	REMARKS
1	16600-15H10	COOLER ASSY, OIL	1	
2	09118-06097	BOLT (6X25)	3	
3	09180-06290	SPACER	3	
4	09320-10051	CUSHION	1	
5	16640-24F00	BRACKET, OIL COOLER	1	
6	01550-0612A	BOLT	2	
7	16460-15H00	HOSE, OIL COOLER RH	1	
8	16470-15H00	HOSE, OIL COOLER LH	1	
9	09280-15015	O RING (D:2.4, ID:14.8)	4	
10	09106-06073	BOLT (6X16)	4	
11	09106-06073	BOLT (6X16)	4	
12	16650-15H00	GUARD, OIL COOLER	1	
13	17765-09F00	·PROTECTOR, CTR	2	
14	09352-30503-600	·HOSE (3X5X600)	4	L:600→40
15	17802-14F00	NUT	2	

FIG.18

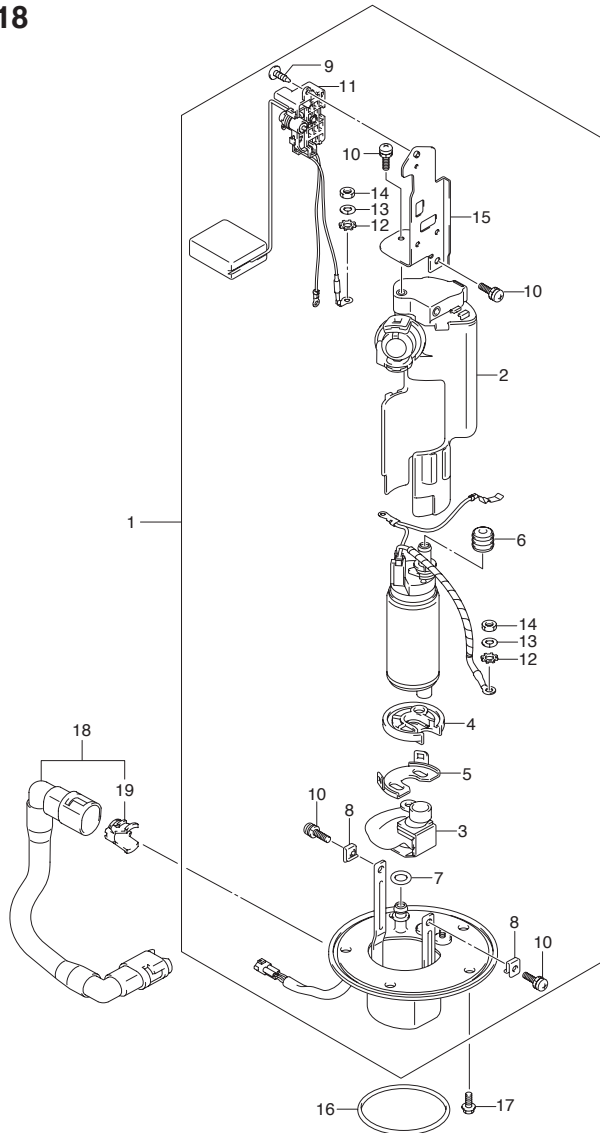


FIG.18 (C-10) FUEL PUMP

REF NO.	PART NO.	DESCRIPTION	Q'TY	REMARKS
1	15100-15H00	PUMP ASSY, FUEL	1	
2	15410-41G00	·FILTER ASSY, FUEL	1	
3	15420-44G00	·STRAINER, FUEL PUMP	1	
4	15111-35F00	·CUSHION, FUEL PUMP	1	
5	15112-42F00	·HOLDER, FUEL PUMP	1	
6	15114-35F00	·BUSH, FUEL PUMP	1	
7	15113-35F00	·O RING	1	
8	15115-35F00	·NUT	2	
9	15116-06G10	·SCREW	1	
10	15116-35F10	·SCREW	4	
11	34810-15H00	·GAUGE ASSY, FUEL LEVEL	1	
12	15171-35F00	·WASHER	2	
13	15172-35F00	·SPRING WASHER	2	
14	15173-35F00	·NUT	2	
15	15181-15H00	·BRACKET, FUEL GAUGE	1	
16	15201-35F00	O RING	1	
17	07120-0612A	BOLT	5	
18	15810-15H00	HOSE, FUEL	1	
19	15815-35F00	·RETAINER	2	

FIG.19

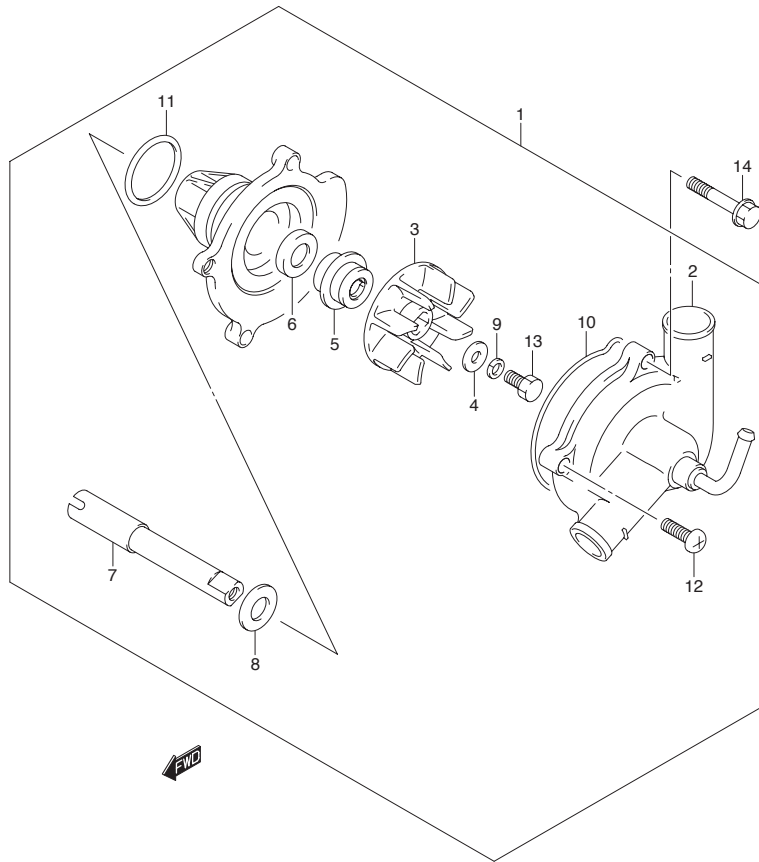


FIG.19 (C-11) WATER PUMP

REF NO.	PART NO.	DESCRIPTION	Q'TY	REMARKS
1	17400-24F10	PUMP ASSY, WATER	1	
2	17411-24F00	·CASE	1	
3	17491-17E01	·IMPELLER	1	
4	09168-06025	·GASKET	1	
5	17470-02F10	·SEAL, MECHANICAL	1	
6	17461-48G00	·OIL SEAL	1	
7	17511-24F10	·SHAFT	1	
8	17432-07G00	·WASHER	1	
9	09164-06006	·LOCK WASHER	1	
10	17418-33400	·O RING	1	
11	17435-33400	·O RING	1	
12	02112-0616A	·SCREW	2	
13	09100-06099	·BOLT (6X13)	1	
14	01547-0635A	BOLT	2	

FIG.20

2

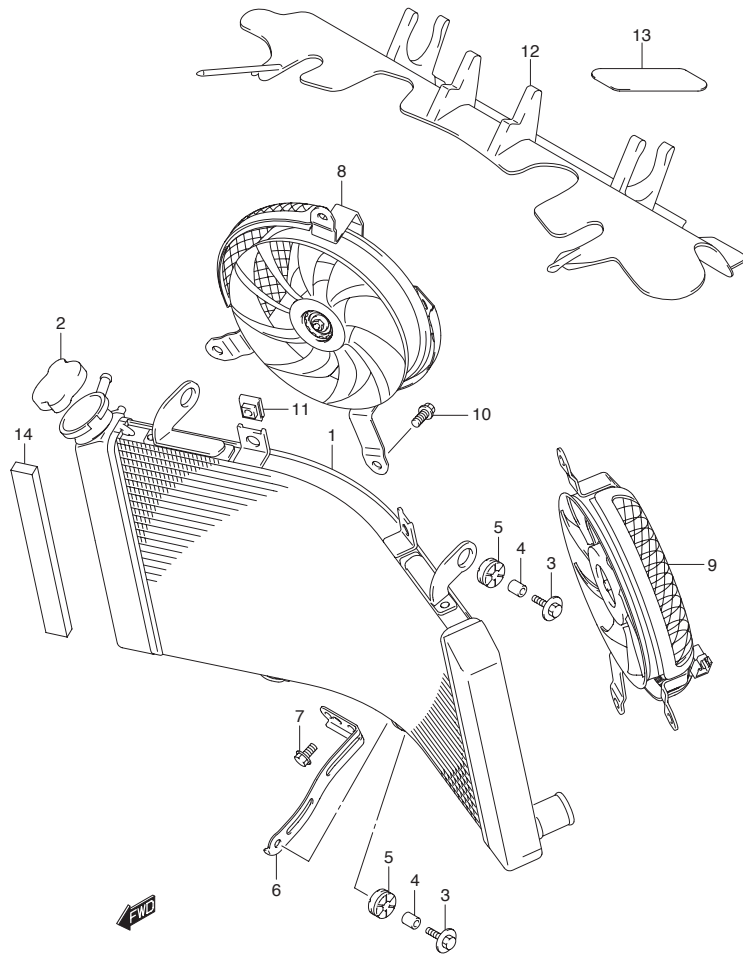


FIG.20 (C-12) RADIATOR

REF NO.	PART NO.	DESCRIPTION	Q'TY	REMARKS
1	17710-15H00	RADIATOR ASSY, WATER	1	
2	17730-12C20	CAP	1	
3	09118-06097	BOLT (6X25)	3	
4	09180-06290	SPACER	3	
5	09320-10051	CUSHION	5	
6	17750-24F00	BRACKET, RADIATOR LOWER	1	
7	01550-0612A	BOLT	2	
8	17810-15H00	FAN ASSY, RADIATOR RH	1	
9	17820-15H00	FAN ASSY, RADIATOR LH	1	
10	17711-40F00	BOLT	6	
11	17712-40F00	NUT	4	
12	17771-15H00	SHIELD, HEAT	1	
13	63131-10F00	TAPE, HEAT SHIELD	2	
14	94476-17H00	CUSHION, RESERVOIR TANK	1	

FIG.21

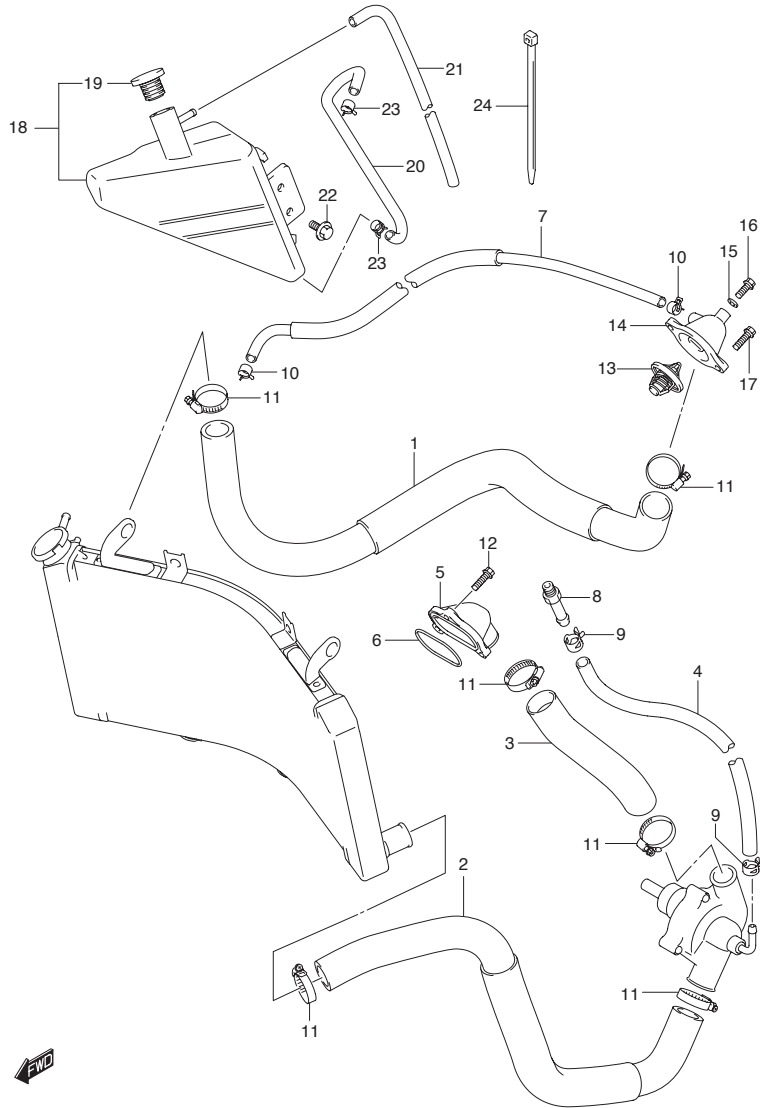


FIG.21 (C-13) RADIATOR HOSE

REF NO.	PART NO.	DESCRIPTION	Q'TY	REMARKS
1	17851-15H00	HOSE, RADIATOR INLET	1	
2	17852-15H00	HOSE, RADIATOR OUTLET	1	
3	17853-24F00	HOSE, CYLINDER INLET	1	
4	17854-24F00	HOSE, WATER BYPASS	1	
5	17861-33E20	CONNECTOR	1	
6	17863-33E00	O-RING	1	
7	17855-15H00	HOSE, WATER AIR BLEED	1	
8	09362-09011	UNION, BYPASS	1	
9	09401-12409	CLIP	2	
10	09401-10409	CLIP	2	
11	09402-38512	CLAMP	6	
12	01547-0620A	BOLT	3	
13	17670-15H00	THERMOSTAT, WATER	1	
14	17661-35F00	COVER, THERMOSTAT	1	
15	09168-06026	GASKET	1	
16	17568-50F00	BOLT	1	
17	01547-0620A	BOLT	2	
18	17910-15H00	TANK ASSY, RESERVOIR	1	
19	17931-02FA0	·CAP	1	
20	17981-15H00	HOSE, RESERVOIR TANK INLET	1	
21-1	17982-15H00	HOSE, RESERVOIR TANK OVERFLOW	1	E2, E19, E24, E51 ~JS1CK111200100836 ~JS1CK111100104025 ~JS1CK111300100575 ~JS1CK111480100061 ~JS1CK211100101162
21-2	17982-22H00	HOSE, RESERVOIR TANK OVERFLOW	1	E2, E19, E24, E51 JS1CK111200100837~ JS1CK111100104026~ JS1CK111300100576~ JS1CK111480100062~ JS1CK211100101163~
21-3	17982-22H00	HOSE, RESERVOIR TANK OVERFLOW	1	E14, P37
22	09111-06085	BOLT (6X12)	1	
23	09401-08411	CLIP	2	
24	09407-14407	CLAMP	1	

FIG.22

2

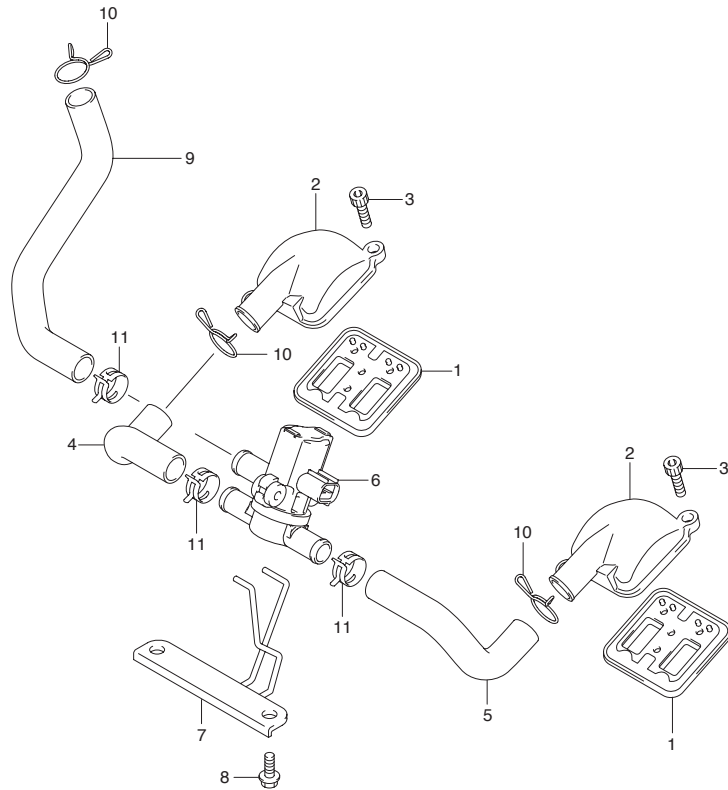


FIG.22 (C-14) 2ND AIR

REF NO.	PART NO.	DESCRIPTION	Q'TY	REMARKS
1	18450-35F30	VALVE ASSY, 2ND AIR REED	2	
2	18531-15H00	COVER	2	
3	09106-06073	BOLT (6X16)	4	
4	18461-15H00	HOSE, 2ND AIR VALVE RH	1	
5	18471-15H00	HOSE, 2ND AIR VALVE LH	1	
6	18510-29G30	VALVE ASSY, AIR CUT	1	
7	18610-15H00	BRACKET	1	
8	09103-06283	BOLT (6X16)	1	
9	18711-15H00	HOSE, 2ND AIR CLEANER	1	
10	09401-17201	CLIP	3	
11	09401-17401	CLIP	3	

FIG.23

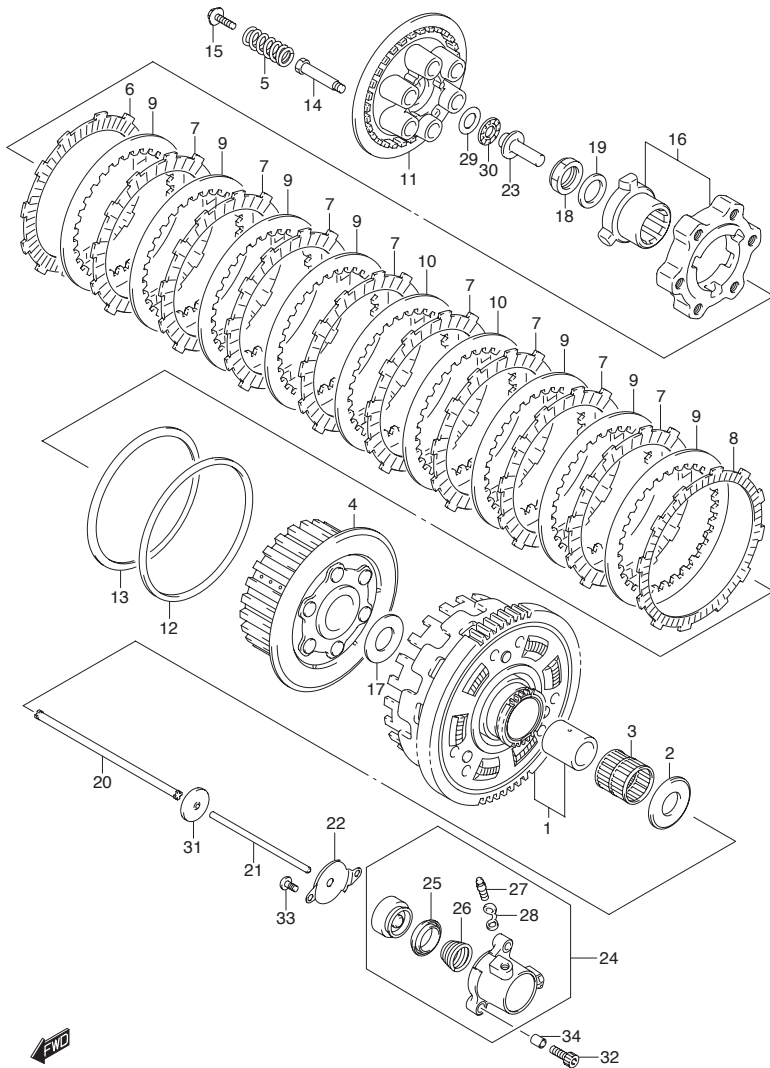


FIG.23 (D-2) CLUTCH

REF NO.	PART NO.	DESCRIPTION	Q'TY	REMARKS
1	21200-24810	GEAR ASSY, PRIMARY DRIVEN	1	NT:83
2	09160-25073	WASHER, PRIMARY DRIVEN GEAR	1	25X54X2.4
3	09263-35013	BEARING, PRIMARY DRIVEN	1	35X40X39.8
4	21410-24F00	HUB, CLUTCH SLEEVE	1	
5	21413-24F30	SPRING, CLUTCH	6	
6	21441-24F10	PLATE, CLUTCH DRIVE NO.2	1	T:3.8
7	21441-24F30	PLATE, CLUTCH DRIVE NO.1	8	T:3.0
8	21442-24F00	PLATE, CLUTCH DRIVE NO.3	1	T:3.8
9	21451-24F00	PLATE, CLUTCH DRIVEN NO.1	7	T:2.0
10	21451-24F10	PLATE, CLUTCH DRIVEN NO.2	2	T:2.3
11	21462-24F00	DISC, CLUTCH PRESSURE	1	
12	21471-24F00	SEAT, WAVE WASHER	1	
13	21472-06G00	WASHER, CLUTCH PLATE WAVE	1	
14	21481-24F31	BOLT, CLUTCH SPRING SUPPORT	6	
15	21482-24F30	BOLT, CLUTCH SPRING	6	
16	21610-02F12	CAM SET, CLUTCH	1	
17	09160-25056	WASHER, CLUTCH SLEEVE HUB	1	25X50X2.5
18	09159-24010	NUT, CLUTCH SLEEVE HUB	1	
19	09164-24006	WASHER, CLUTCH SLEEVE HUB	1	
20	23110-24F00	ROD, CLUTCH (L:195.5)	1	
21	23111-26D00	ROD, CLUTCH PUSH (L:132.5)	1	
22	23117-46E00	COVER, CLUTCH RELEASE	1	
23	23121-31E00	PIECE, CLUTCH PUSH	1	
24	23160-15H00	CYLINDER, CLUTCH RELEASE	1	
25	23163-10F00	·CUP	1	
26	23164-10F00	·SPRING	1	
27	59121-01A00	·BLEEDER	1	
28	59122-01A00	·CAP, BLEEDER	1	
29	09160-15045	WASHER, CLUTCH PUSH PIECE	1	15.5X28X1.0
30	09263-15003	BEARING, CLUTCH PUSH PIECE	1	15X28X2.0
31	09285-06015	SEAL, CLUTCH PUSH ROD OIL	1	6X34X5.5
32	07130-0625A	BOLT, CLUTCH RELEASE CYLINDER	2	
33	02112-0610A	SCREW, CYLINDER COVER	2	
34	04211-09129	PIN, CLUTCH	2	

FIG.24

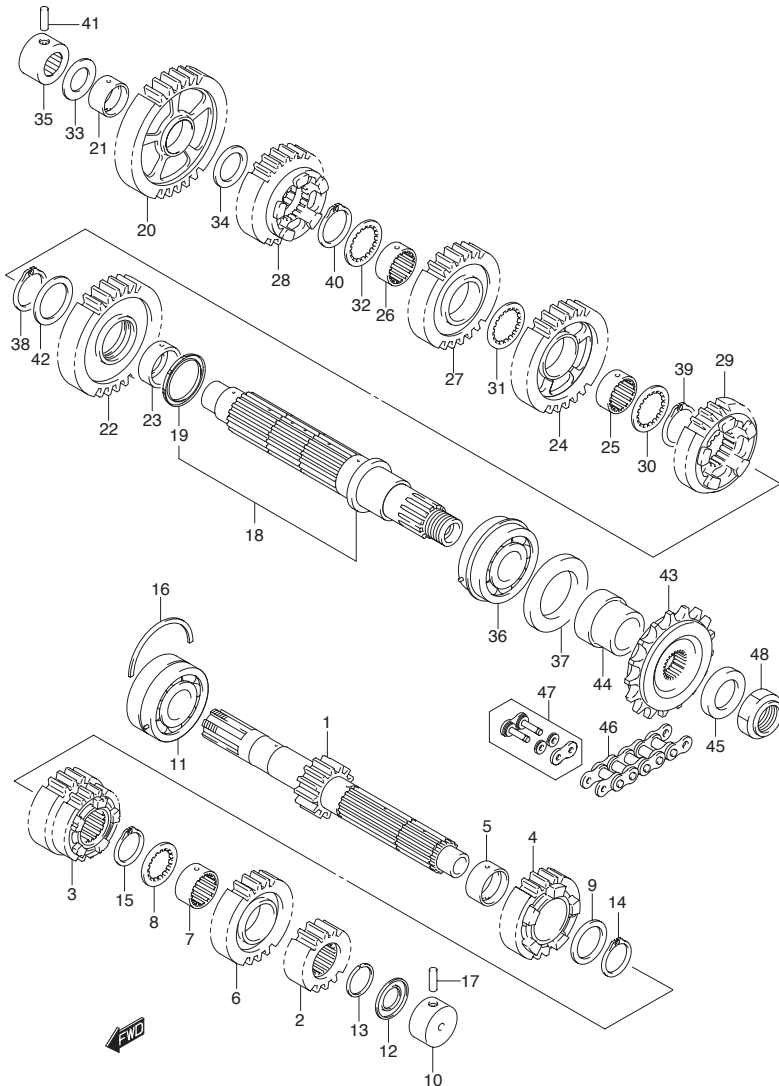


FIG.24 (D-3) TRANSMISSION

REF NO.	PART NO.	DESCRIPTION	Q'TY	REMARKS
1	24120-24F00	SHAFT, COUNTER (NT:13)	1	
2	24221-15H00	GEAR, 2ND DRIVE (NT:16)	1	
3	24231-15H00	GEAR, 3RD & 4TH DRIVE	1	NT:19/21
4	24251-15H00	GEAR, 5TH DRIVE (NT:22)	1	
5	24252-24F10	BUSH, 5TH DRIVE GEAR	1	
6	24261-15H00	GEAR, 6TH DRIVE (NT:23)	1	
7	24262-24F10	BUSH, 6TH DRIVE GEAR	1	
8	09167-27003	WASHER, 6TH DRIVE GEAR	1	
9	09181-27014	WASHER, 5TH DRIVE GEAR	1	27X36X2.5
10	09263-20085	BEARING, COUNTER SHAFT, LH	1	20X34X17.5
11	09267-25012	BEARING, COUNTER SHAFT, RH	1	25X62X25.4
12	09285-20006	SEAL, OIL	1	20X31.2X2.7
13	09380-27004	CIRCLIP, 2ND DRIVE GEAR	1	
14	09380-27006	CIRCLIP, 5TH DRIVE GEAR	1	
15	09380-27006	CIRCLIP, 6TH DRIVE GEAR	1	
16	09390-62012	C RING, COUNTER SHAFT BRG, RH	1	
17	04221-07209	PIN, COUNTER SHAFT BRG, LH	1	
18	24130-15H00	SHAFT, DRIVE	1	
19	24136-48G01	·RING, DRIVE SHAFT FRICTION	1	
20	24311-15H00	GEAR, 1ST DRIVEN (NT:34)	1	
21	24312-24F10	BUSH, 1ST DRIVEN GEAR	1	
22	24321-15H00	GEAR, 2ND DRIVEN (NT:31)	1	
23	24322-48G00	BUSH, 2ND DRIVEN GEAR	1	
24	24331-15H00	GEAR, 3RD DRIVEN (NT:29)	1	
25	24332-24F10	BUSH, 3RD DRIVEN GEAR	1	
26	24332-24F10	BUSH, 4TH DRIVEN GEAR	1	
27	24341-15H00	GEAR, 4TH DRIVEN (NT:27)	1	
28	24351-15H00	GEAR, 5TH DRIVEN (NT:25)	1	
29	24361-15H00	GEAR, 6TH DRIVEN (NT:24)	1	
30	09167-30008	WASHER, 3RD DRIVEN GEAR, LH	1	
31	09167-30008	WASHER, 3RD & 4TH DRIVE	1	

FIG.24

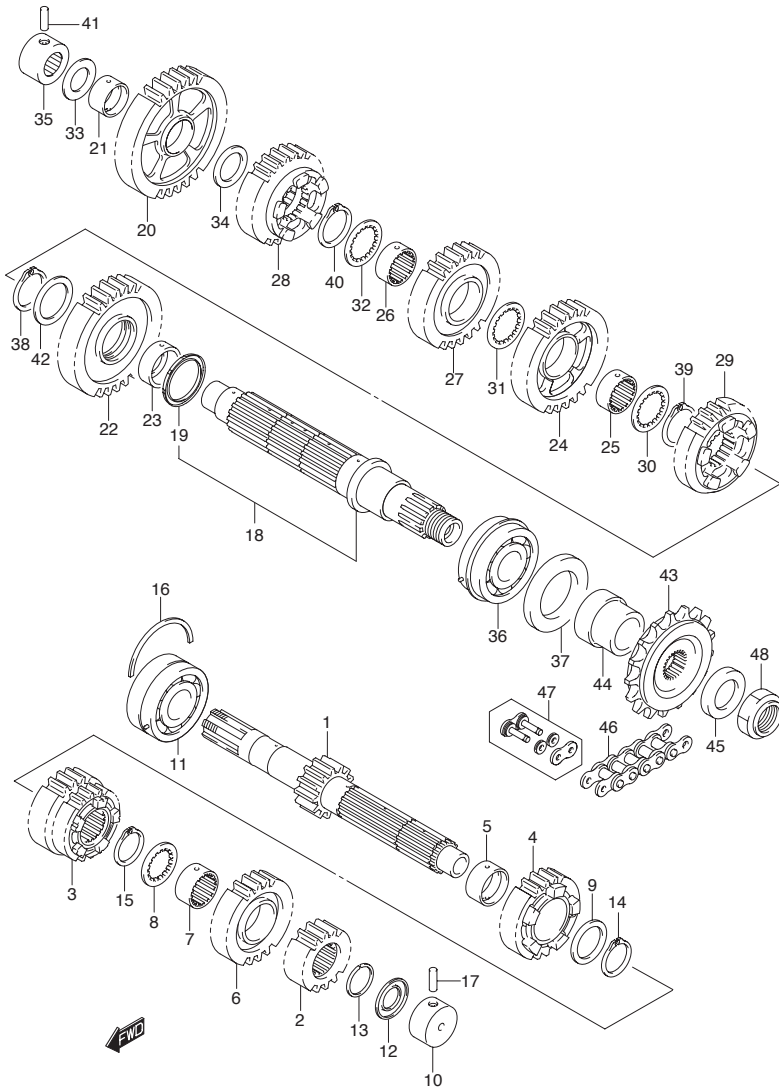


FIG.24 (D-4) TRANSMISSION

REF NO.	PART NO.	DESCRIPTION	Q'TY	REMARKS
32	09167-30008	WASHER, 4TH DRIVEN GEAR, RH	1	
33	09181-20251	WASHER, 1ST DRIVEN GEAR, RH	1	20X34X1.0
34	09181-24005	WASHER, 1ST DRIVEN GEAR, LH	1	24X34X1.0
35	09263-20040	BEARING, DRIVE SHAFT, RH	1	20X34X20
36	09267-30011	BEARING, DRIVE SHAFT, LH	1	30X62X23.8
37	09283-42018	SEAL, DRIVE SHAFT OIL	1	42X62X7
38	09380-30009	CIRCLIP, 2ND DRIVEN GEAR	1	
39	09380-30009	CIRCLIP, 3RD DRIVEN GEAR	1	
40	09380-30009	CIRCLIP, 4TH DRIVEN GEAR	1	
41	04221-07209	PIN, DRIVE SHAFT BEARING, RH	1	
42	08211-30405	WASHER, 2ND DRIVEN GEAR	1	
43	27510-15H00	SPROCKET, ENGINE (NT:18)	1	
44	27531-15H00	SPACER, ENGINE SPROCKET NO.1	1	
45	27532-15H00	SPACER, ENGINE SPROCKET NO.2	1	27.2X42X6.5
46	27600-24F60-118	CHAIN ASSY, DRIVE	1	RK GB50GSVZ4 L:118→114
47	27620-24F60	JOINT SET, DRIVEN	1	OPT
48	09159-22008	NUT, ENGINE SPROCKET	1	

FIG.25

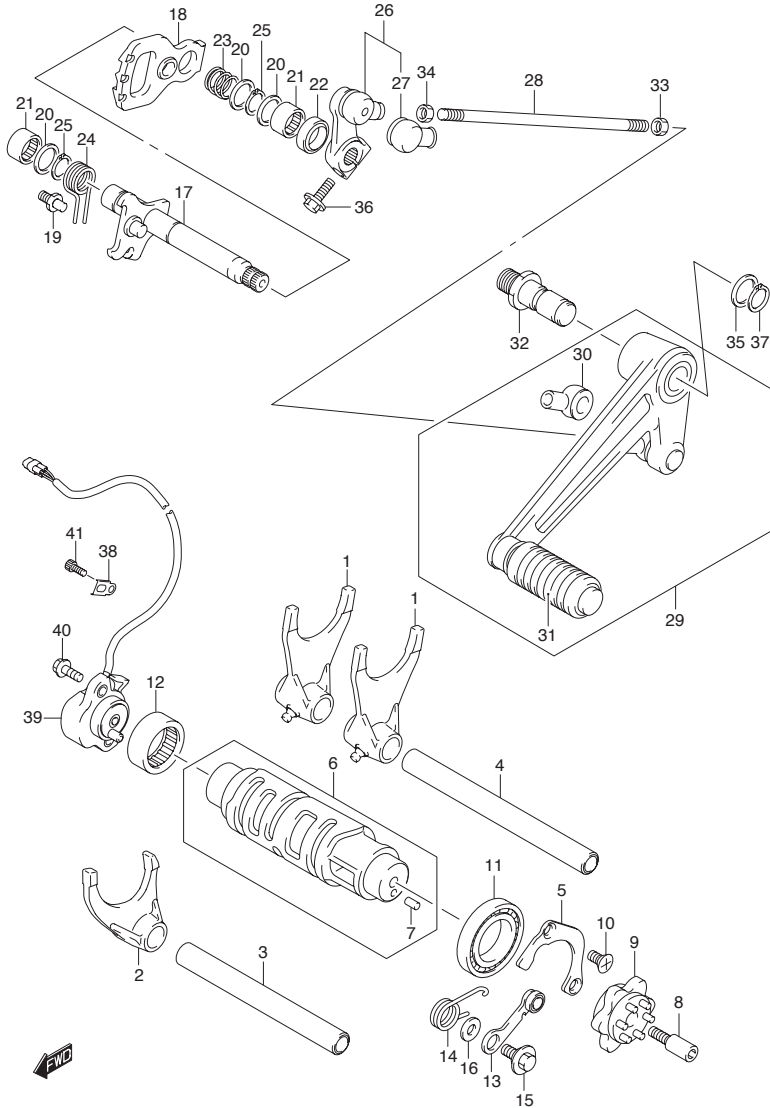


FIG.25 (D-5) GEAR SHIFTING

REF NO.	PART NO.	DESCRIPTION	Q'TY	REMARKS
1	25211-24F20	FORK, GEAR SHIFT NO.1	2	
2	25231-24F20	FORK, GEAR SHIFT NO.3	1	
3	25411-24F00	SHAFT, GEAR SHIFT NO.2	1	L:132
4	25411-38B01	SHAFT, GEAR SHIFT NO.1	1	L:152
5	24741-24F10	RETAINER, SHIFT CAM BEARING	1	
6	25310-24F00	CAM, GEAR SHIFT	1	
7	04221-04089	·PIN, SHIFT CAM PLATE	1	
8	25312-42F01	STOPPER, SHIFT CAM DRIVE PLATE	1	
9	25381-13E00	PLATE, GEAR SHIFT CAM	1	
10	09126-06011	SCREW, SHIFT CAM BEARING	2	6X12
11	09262-25006	BEARING, GEAR SHIFT CAM	1	25X47X8
12	09263-25018	BEARING, GEAR SHIFT, CAM, RH	1	25X32X12
13	25350-24F00	STOPPER, SHIFT CAM	1	
14	25355-24F00	SPRING, SHIFT CAM STOPPER	1	
15	09111-06041	BOLT, SHIFT CAM STOPPER	1	6X14.3
16	08211-06141	WASHER, CAM STOPPER THRUST	1	
17	25510-15H00	SHAFT, GEAR	1	
18	25512-06G10	PLATE, GEAR SHIFT CAM DRIVE	1	
19	25671-01011	STOPPER, GEAR SHIFT ARM	1	
20	09181-14167	WASHER, GEAR SHIFT SHAFT, RH	3	14X22X1.0
21	09263-14027	BEARING, GEAR SHIFT SHAFT	2	14X20X12
22	09283-14006	SEAL, GEAR SHIFT SHAFT OIL	1	14X22X6
23	09440-17009	SPRING, GEAR SHIFT PLATE	1	
24	09444-20001	SPRING, SHIFT SHAFT RETURN	1	
25	08331-3114A	CIRCLIP, GEAR SHIFT SHAFT	2	
26	25520-40F00	ARM, GEAR SHIFT LINK	1	
27	25526-47000	·COVER, DUST	1	
28	25525-19F00	ROD, GEAR SHIFT LINK (L:150)	1	

FIG.25

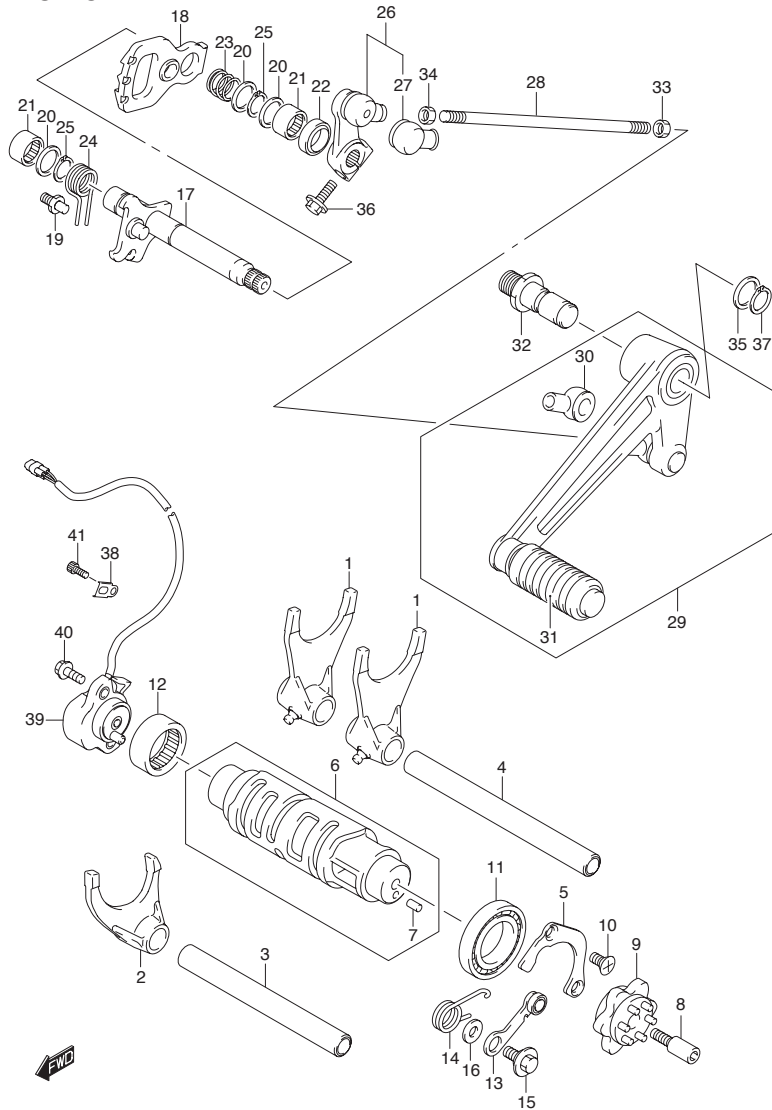


FIG.25 (D-6) GEAR SHIFTING

REF NO.	PART NO.	DESCRIPTION	Q'TY	REMARKS
29	25600-17G00	LEVER ASSY, GEAR SHIFT	1	
30	25526-47000	·COVER, DUST	1	
31	25652-20C00	·RUBBER, GEAR SHIFT PEDAL	1	
32	25617-03F10	SHAFT, GEAR SHIFT LEVER	1	
33	09140-06020	NUT, GEAR SHIFT LINK ROD	1	
34	09140-06025	NUT, GEAR SHIFT LINK ROD, LH	1	
35	09160-12011	WASHER, GEAR SHIFT LEVER	1	12.5X20X1.0
36	01500-0625A	BOLT, GEAR SHIFT	1	
37	08331-3112A	CIRCLIP, GEAR SHIFT LEVER	1	
38	31497-45000	CLAMP, GEAR POSITION SENSOR	3	
39	37730-15H00	SENSOR ASSY, GEAR POSITION	1	
40	07120-0516A	BOLT	2	
41	07130-0510B	BOLT	3	

FIG.26

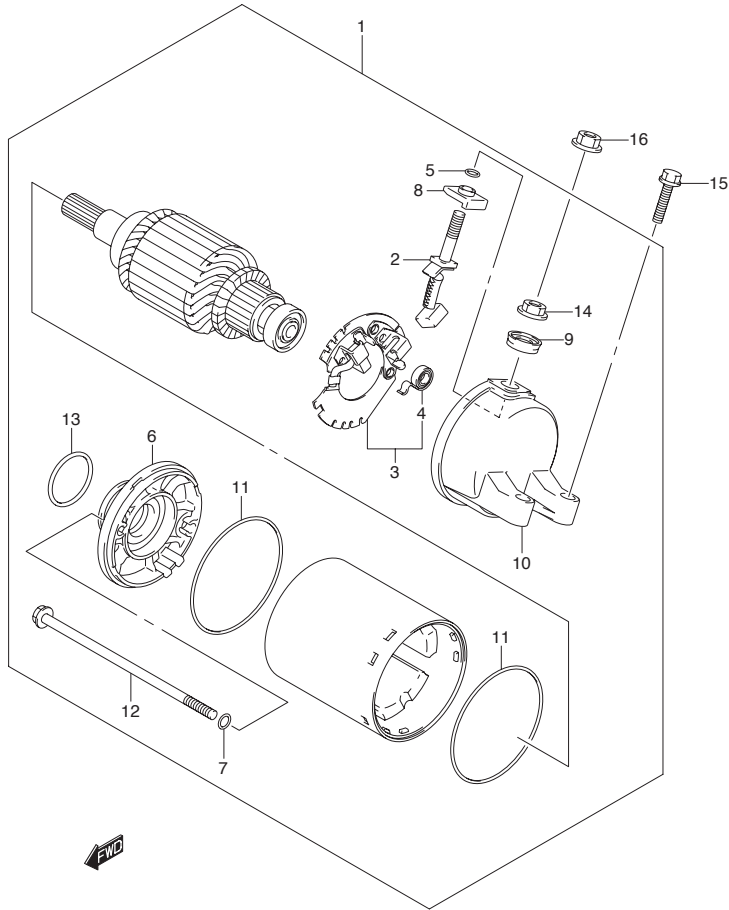


FIG.26 (D-7) STARTING MOTOR (MODEL K8/K9 E2/E19/E24/P37)

REF NO.	PART NO.	DESCRIPTION	Q'TY	REMARKS
1	31100-15H00	MOTOR ASSY, STARTING	1	
2	31130-38300	·BRUSH (+)	1	
3	31132-27A01	·HOLDER, BRUSH	1	
4	31135-65010	··SPRING	2	
5	31143-38300	·O RING	1	
6	31150-49500	·HOUSING ASSY, STARTING	1	
7	31156-38300	·O RING	2	
8	31171-38300	·BUSH, B	1	
9	31172-38300	·BUSHING	1	
10	31175-15H00	·FRAME, STARTER END	1	
11	31264-44110	·O RING	2	
12	31281-88C00	·BOLT, THROUGH	1	
13	09280-24003	·O RING (DD:3, ID:24.5)	1	
14	08310-00067	·NUT	1	
15	09103-06212	BOLT, STARTING MOTOR (6X25)	2	
16	08361-3506A	NUT, STARING MOTOR TERM	1	

REFER TO FIG.26A (D-8) FOR MODEL K9 E14, MODEL L0

FIG.26A

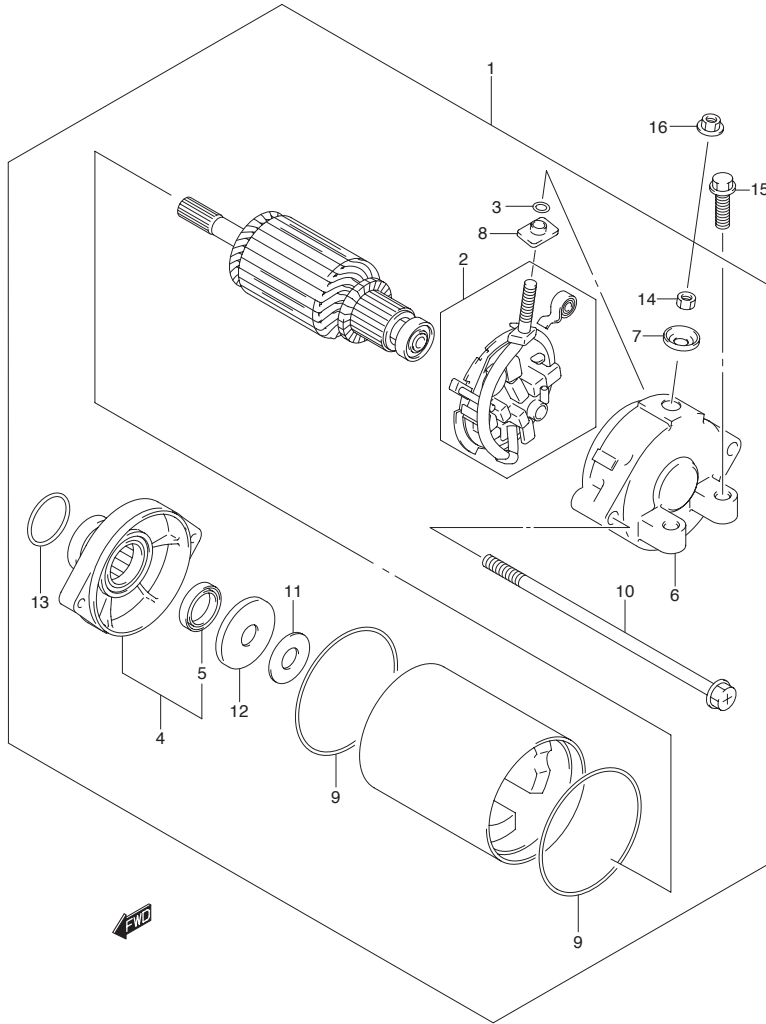


FIG.26A (D-8) STARTING MOTOR (MODEL K9 E14, MODEL L0)

REF NO.	PART NO.	DESCRIPTION	Q'TY	REMARKS
1	31100-15H10	MOTOR ASSY, STARTING	1	
2	31132-45C00	·HOLDER SET, BRUSH	1	
3	31143-38300	·O RING	1	
4	31150-24F01	·HOUSING ASSY, STARTER	1	
5	31153-49210	··OIL SEAL	1	
6	31171-24F00	·FRAME, STARTER END	1	
7	31172-38300	·BUSHING	1	
8	31173-88C00	·BUSHING	1	
9	31264-44110	·O RING	2	
10	31281-24F00	·BOLT	2	
11	31361-38300	·SHIM	2	
12	31361-43400	·WASHER	1	
13	09280-24003	·O RING (D:3, ID:24.5)	1	
14	08310-00067	·NUT	1	
15	09103-06212	BOLT, STARTING MOTOR (6X25)	2	
16	08361-3506A	NUT, STARTING MOTOR TERM	1	

FIG.27

FIG.27 (D-9) MAGNETO

REF NO.	PART NO.	DESCRIPTION	Q'TY	REMARKS
1	32101-24F30	STATOR ASSY, MAGNETO	1	
2	32102-24F20	ROTOR ASSY, MAGNETO	1	
3	32371-24F00	CLAMP, MAGNETO LEAD	1	
4	09103-12028	BOLT, MAGNETO ROTOR (12X30)	1	
5	09160-12036	WASHER, MAGNETO ROTOR	1	12X30X3
6	07130-0512B	BOLT, SENSOR	2	
7	07130-0635B	BOLT, MAGNETO STATOR	3	
8	09420-04008	KEY, MAGNETO ROTOR	1	

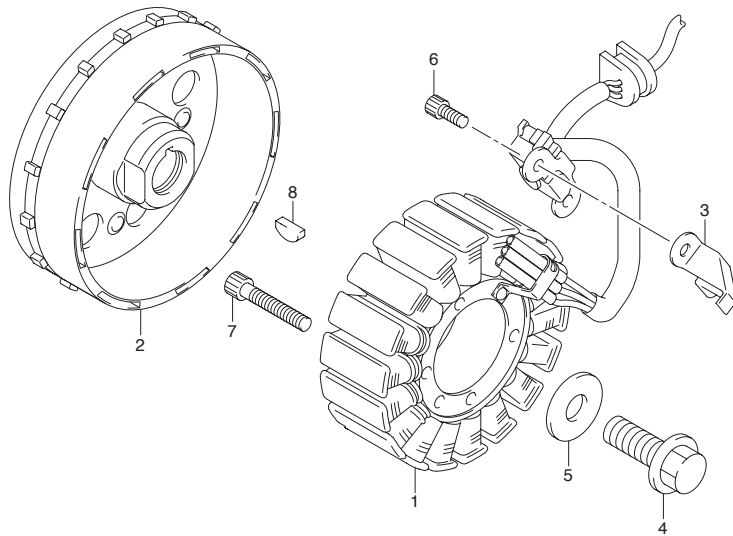


FIG.28

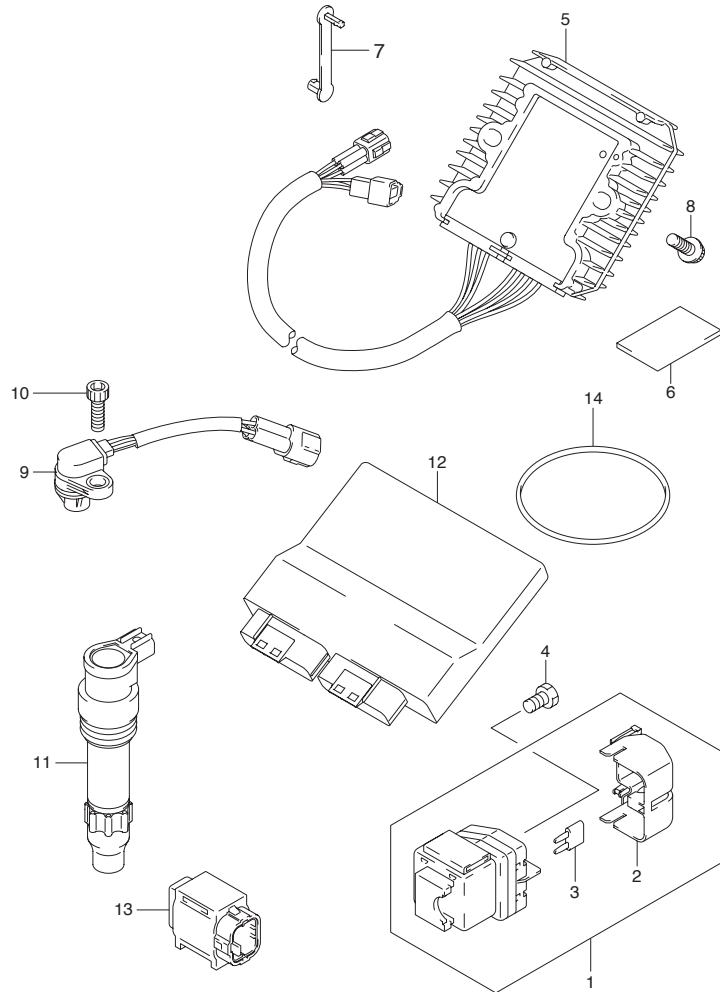


FIG.28 (D-10) ELECTRICAL

REF NO.	PART NO.	DESCRIPTION	Q'TY	REMARKS
1	31800-44G00	RELAY ASSY, STARTING MOTOR	1	
2	31861-38G00	COVER, RECTIFIER	1	
3	09481-30501	FUSE (30A)	2	
4	09128-06013	BOLT, STARTING MOTOR (6X8)	2	
5	32800-15H10	RECTIFIER ASSY	1	
6	33652-36000	PROTECTOR (30X50X3)	1	
7	36651-48E00	CLAMP, RECTIFIER LEAD	2	
8	02162-0625A	BOLT, RECTIFIER	2	
9	33220-01H00	SENSOR ASSY, CAM POSITION	1	
10	07130-0616A	BOLT, CAM POSITION SENSOR	1	
11	33410-24F10	COIL ASSY, IGNITION	4	
12-1	32920-15H00	CONTROL UNIT, FI	1	GSX1300RK8/K9/L0 E2/E19/E24/E51
12-2	32920-15H40	CONTROL UNIT, FI	1	GSX1300RK8/RK9 P37
12-3	32920-15H30	CONTROL UNIT, FI	1	GSX1300RU2K8/UFK9/UFL0 E19
12-4	32920-15H50	CONTROL UNIT, FI	1	GSX1300RK9/L0 E14
13	33960-06G10	SENSOR ASSY, FUEL CUT	1	
14	09280-76005	BAND, FI (D:3.5, ID:76)	1	



FIG.29

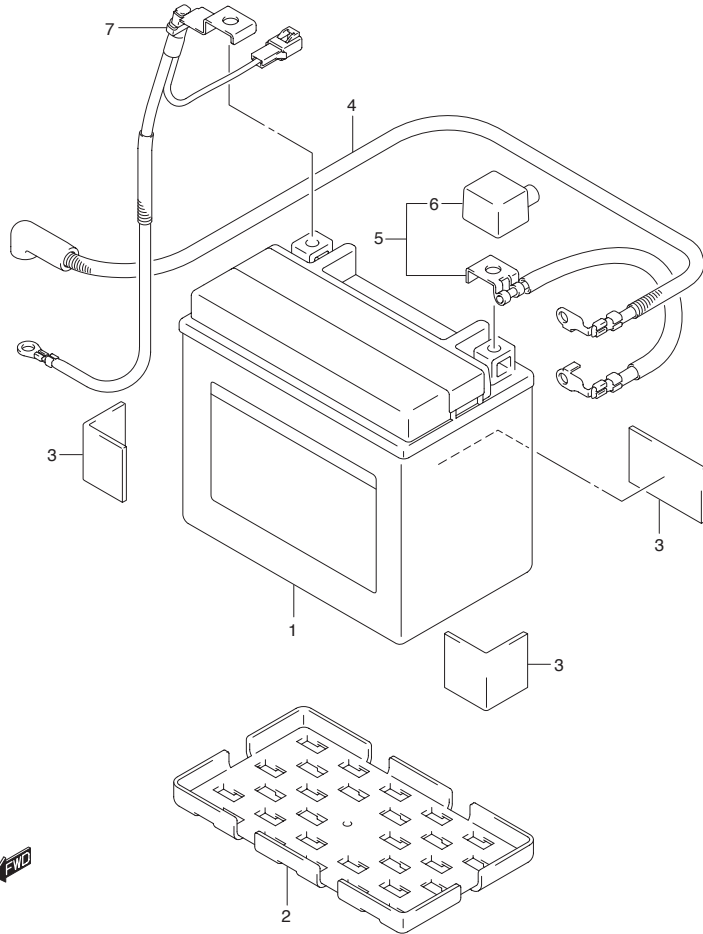


FIG.29 (D-11) BATTERY

REF NO.	PART NO.	DESCRIPTION	Q'TY	REMARKS
1-1	33610-17E10	BATTERY ASSY	1	YTX12-BS, 12V10AH E2/E19/E24
1-2	33610-48E30	BATTERY ASSY	1	12V10AH E14
2	33652-16G00	PROTECTOR, BATTERY	1	
3	33652-36000	PROTECTOR, BATTERY	3	30X50X3
4	33810-15H00	WIRE, STARTER MOTOR LEAD	1	
5	33820-15H00	WIRE, STARTER PLUS LEAD	1	
6	33624-16G00	·CAP, BATTERY PLUS	1	
7	33860-15H00	WIRE, BATTERY MINUS LEAD	1	

FIG.30

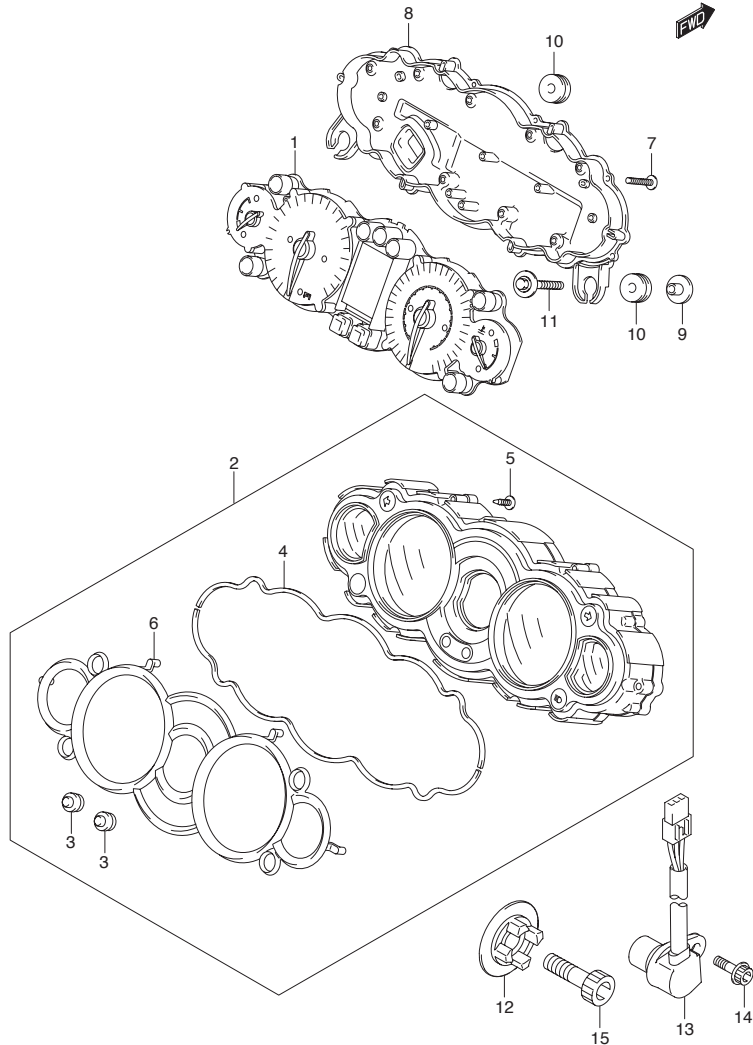


FIG.30 (E-2) SPEEDOMETER

REF NO.	PART NO.	DESCRIPTION	Q'TY	REMARKS
1-1	34120-15H10	COMBINATION METER	1	E2
1-2	34120-15H00	COMBINATION METER	1	E14/E19/E24/E51/P37
2	34150-15H00	UPPER CASE ASSY	1	
3	34124-39G00	·SWITCH RUBBER	2	
4	34153-15H00	·PACKING	2	
5	34183-31F10	·SCREW (2.3X8)	6	
6	34193-15H00	·RING	1	
7	09132-03008	SCREW (3X16)	20	
8	34111-15H00	LOWER CASE ASSY	1	
9	34187-24F00	WASHER, SPEEDOMETER	2	
10	34955-13E00	CUSHION, SPEEDOMETER	4	
11	09116-06186	BOLT, SPEEDOMETER	2	6X25
12	34981-47H01	ROTOR, SPEED	1	
13	34990-35F00	SENSOR, SPEED	1	
14	07120-0512B	BOLT, SPEED SENSOR	1	
15	07130-0825B	BOLT, SPEED ROTOR	1	

FIG.31

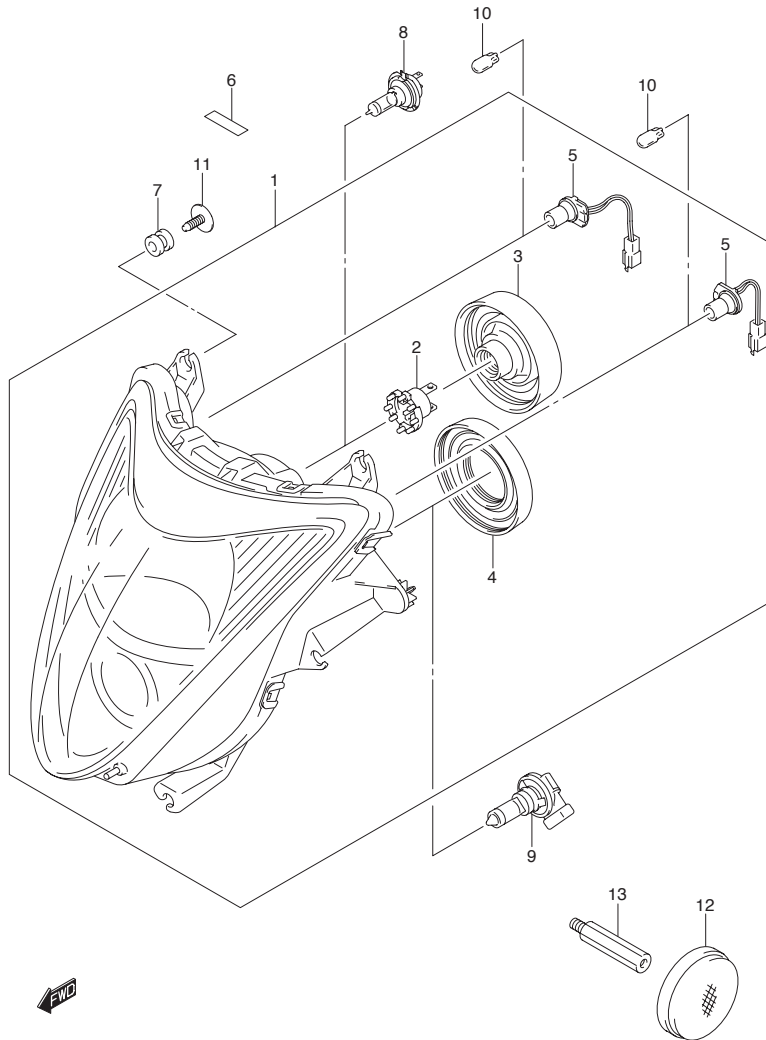


FIG.31 (E-3) HEADLAMP

REF NO.	PART NO.	DESCRIPTION	Q'TY	REMARKS
1	35100-15H00-999	HEADLAMP ASSY	1	
2	35175-24F00	·ADAPTOR ASSY	1	
3	35173-15H00	·SOCKET, COVER	1	
4	35173-14G00	·SOCKET, COVER	1	
5	36118-15H00	·CORD ASSY	2	
6	94443-21H00	TAPE (5X20X0.4)	1	
7	09320-09039	CUSHION	6	
8	09471-12188	BULB (12V55W)	1	
9	09471-12222	BULB (12V65W)	1	
10	09471-12216	BULB (12V5W)	2	
11	09136-05062	SCREW, HEADLAMP (5X15)	8	
12	35950-14A10	REFLECTOR ASSY, FR	2	E24
13	09119-06104	BOLT	2	E24

FIG.32

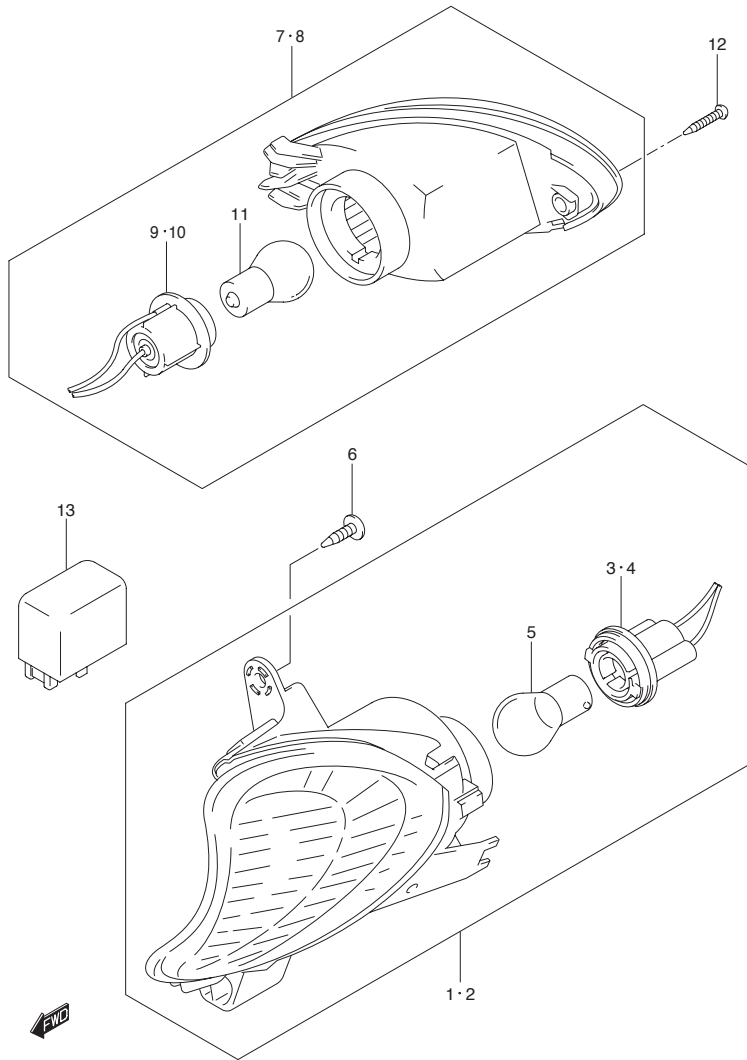


FIG.32 (E-4) TURNSIGNAL LAMP

REF NO.	PART NO.	DESCRIPTION	Q'TY	REMARKS
1	35601-15H00	LAMP ASSY, FRONT TURNSIGNAL, RH	1	
2	35602-15H00	LAMP ASSY, FRONT TURNSIGNAL, LH	1	
3	35618-15H00	·SOCKET & CORD, RH	1	
4	35638-15H00	·SOCKET & CORD, LH	1	
5	09471-12186	·BULB (12V21W)	2	
6	03541-0516B	SCREW, FR TURNSIGNAL	4	
7	35603-15H00	LAMP ASSY, REAR TURNSIGNAL, RH	1	
8	35604-15H00	LAMP ASSY, REAR TURNSIGNAL, LH	1	
9	35658-15H00	·SOCKET & CORD, RH	1	
10	35678-15H00	·SOCKET & CORD, LH	1	
11	09471-12186	·BULB (12V21W)	2	
12	09132-04032	SCREW, RR TURNSIGNAL	2	4X20
13	38610-03F00	RELAY ASSY, TURNSIGNAL LAMP	1	

FIG.33

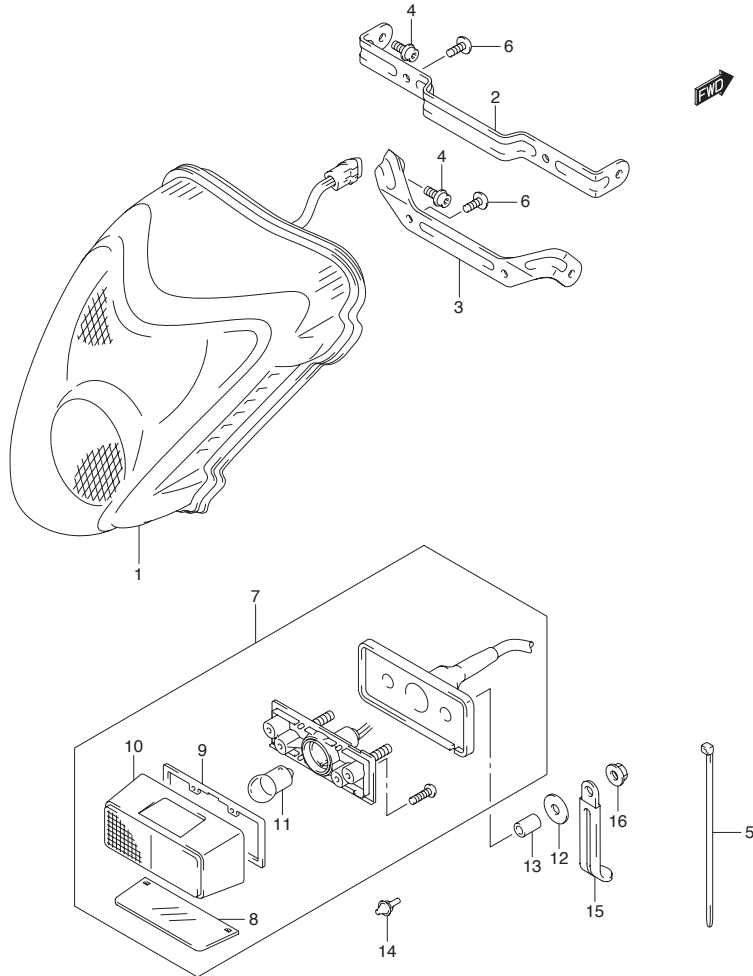


FIG.33 (E-5) REAR COMBINATION LAMP

REF NO.	PART NO.	DESCRIPTION	Q'TY	REMARKS
1	35710-15H00	LAMP ASSY, RR COMB	1	
2	35726-15H00	BRACKET, RR COMB	1	
3	35726-15H10	BRACKET, RR COMB	1	
4	09106-05031	BOLT, RR COMB	4	5X12
5	09407-14407	CLAMP, LICENSE (L:145)	1	
6	03541-0516A	SCREW, RR COMB	4	
7	35910-41G00	LAMP ASSY, LICENSE	1	
8	35912-41G00	·LENS, LICENSE	1	
9	35913-41G00	·GASKET	1	
10	35917-41G00	·COVER, LICENSE LAMP	1	
11	09471-12140	·BULB (12V5W, BF150-40160A)	1	
12	09160-06077	WASHER, LICENSE LAMP	2	6.5X20X1.2
13	09180-06264	SPACER, LICENSE LAMP	2	6.5X9X10.5
14	09321-06032	CUSHION	1	
15	09404-06429	CLAMP (L:45)	1	
16	08316-1006A	NUT, LICENSE LAMP	2	

FIG.34

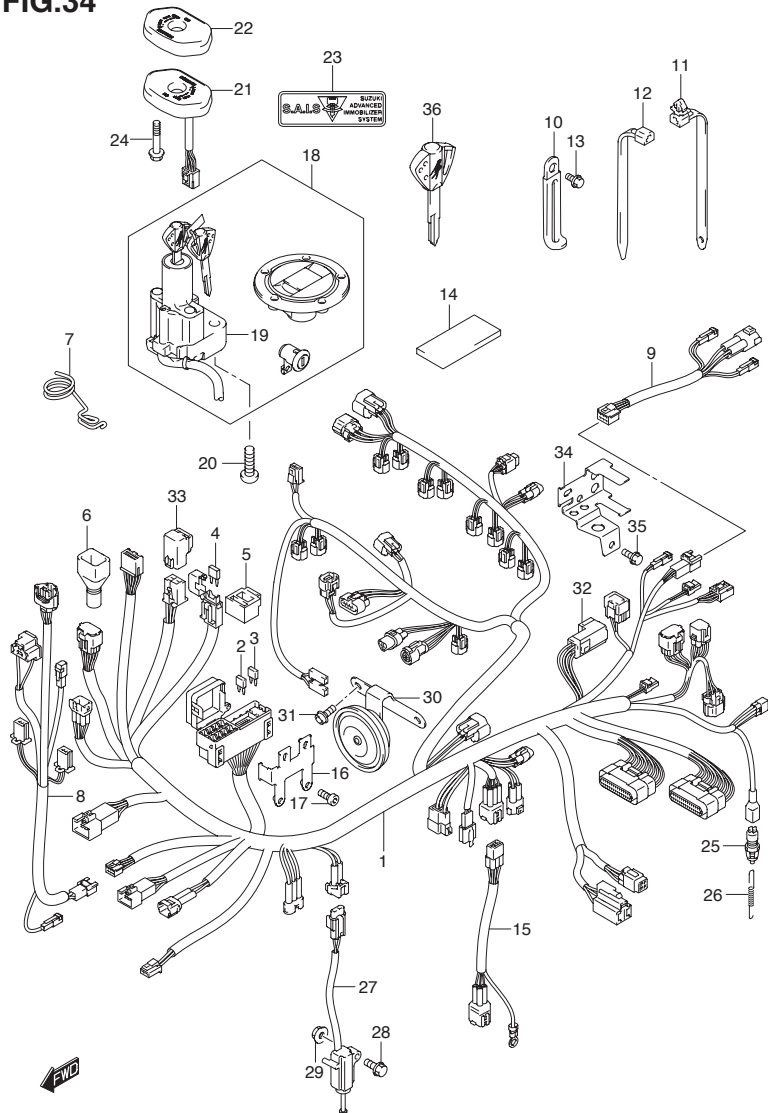


FIG.34 (E-6) WIRING HARNESS (SEE NOTE)

REF NO.	PART NO.	DESCRIPTION	Q'TY	REMARKS
1-1	36610-15H10	HARNESS, WIRING	1	E2/E19/E24/E51
1-2	36610-15H40	HARNESS, WIRING	1	E14
2	09481-10501	·FUSE (10A)	4	
3	09481-15501	·FUSE (15A)	2	
4	09481-15101	·FUSE (15A)	2	
5	36742-39D00	·HOLDER	1	
6	36618-33E00	·BOOT, METER	1	
7	36619-15H00	GUIDE, WIRING HARNESS	1	
8	36620-15H00	HARNESS, WIRING NO.2	1	
9	36857-15H00	WIRE, REAR COMB	1	
10-1	09404-06429	CLAMP (L:45)	4	
10-2	09404-06435	CLAMP (L:135)	1	
11	09407-14408	CLAMP (L:120)	1	
12-1	09407-14403	CLAMP (L:125)	7	
12-2	09407-18402	CLAMP (L:165)	3	
13	01550-0610A	BOLT, WIRING HARNESS	1	
14	36920-45G00	PROTECTOR, WIRING HARNESS	1	20X50X2.0
15	36855-15H00	WIRE, O2 SENSOR	1	
16	36744-24F00	BRACKET, FUSE BOX	1	
17	07120-0510B	BOLT, FUSE BOX	2	

NOTE : GSX1300RK8/K9/L0 E2/E14/E19/E24/E51
GSX1300RU2K8/RUFK9/RUFL0 E19

REFER TO FIG.34A (E-8) FOR GSX1300RK8/PK9 P37

FIG.34

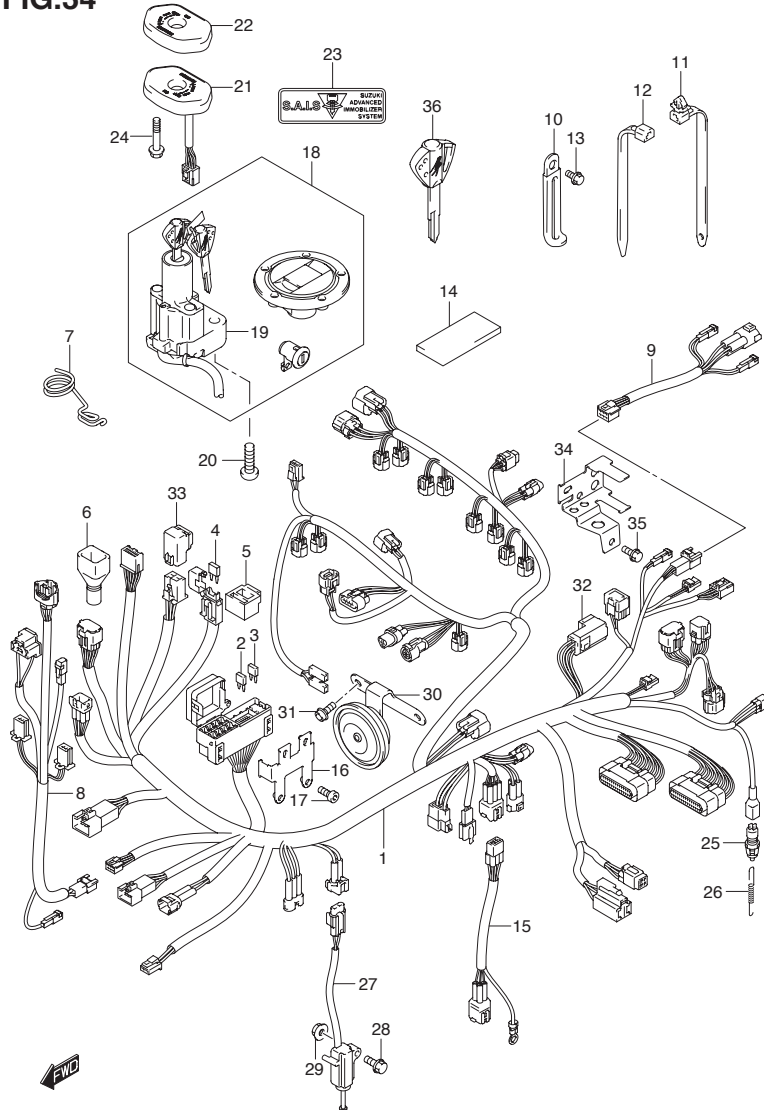


FIG.34 (E-7) WIRING HARNESS (SEE NOTE)

REF NO.	PART NO.	DESCRIPTION	Q'TY	REMARKS
18-1	37000-15870	LOCK SET	1	MODEL K8
18-2	37100-15840	LOCK SET	1	MODEL K9/L0 E2/E19/E24/E51
18-3	37100-15860	LOCK SET	1	MODEL K9/L0 E14
19-1	37100-15H00	·LOCK ASSY, STEERING	1	MODEL K8
19-2	37100-15H50	·LOCK ASSY, STEERING	1	MODEL K9/L0 E2/E19/E24/E51
19-3	37100-15H80	·LOCK ASSY, STEERING	1	MODEL K9/L0 E14
20	09139-08016	BOLT (8X20)	2	
21-1	37180-42FC0	ANTENNA ASSY, IMOBILIZER	1	E2/E19/E24 ←37180-42F20
21-2	37180-42FB0	ANTENNA ASSY, IMOBILIZER	1	E51
22	37180-15H00	COVER, STEERING LOCK	1	E14
23	37183-42F00	LABEL, IMMOBILIZER	1	
24	01547-0530A	BOLT, IMMOBILIZER	2	
25	37740-19F00	SWITCH ASSY, STOP LAMP	1	
26	09443-06012	SPRING	1	
27	37840-24F00	SWITCH ASSY, SIDE STAND	1	
28	09103-08357	BOLT, SIDE STAND (8X35)	1	
29	08316-1008B	NUT, SIDE STAND	1	
30	38500-24F00	HORN ASSY	1	
31	01550-0612B	BOLT, HORN	2	
32	38740-26E00	RELAY ASSY, FUEL PUMP	1	
33	38740-26E00	RELAY ASSY, FAN MOTOR	1	
34	38741-24F00	BRACKET, FUEL PUMP RELAY	1	
35	01550-0612B	BOLT, FUEL PUMP RELAY	1	
36	37146-15H00	KEY, BLANK	1	OPT

NOTE : GSX1300RK8/K9/L0 E2/E14/E19/E24/E51
GSX1300RU2K8/RUFK9/RUFL0 E19

REFER TO FIG.34A (E-8) FOR GSX1300RK8/RK9 P37

3

FIG.34A

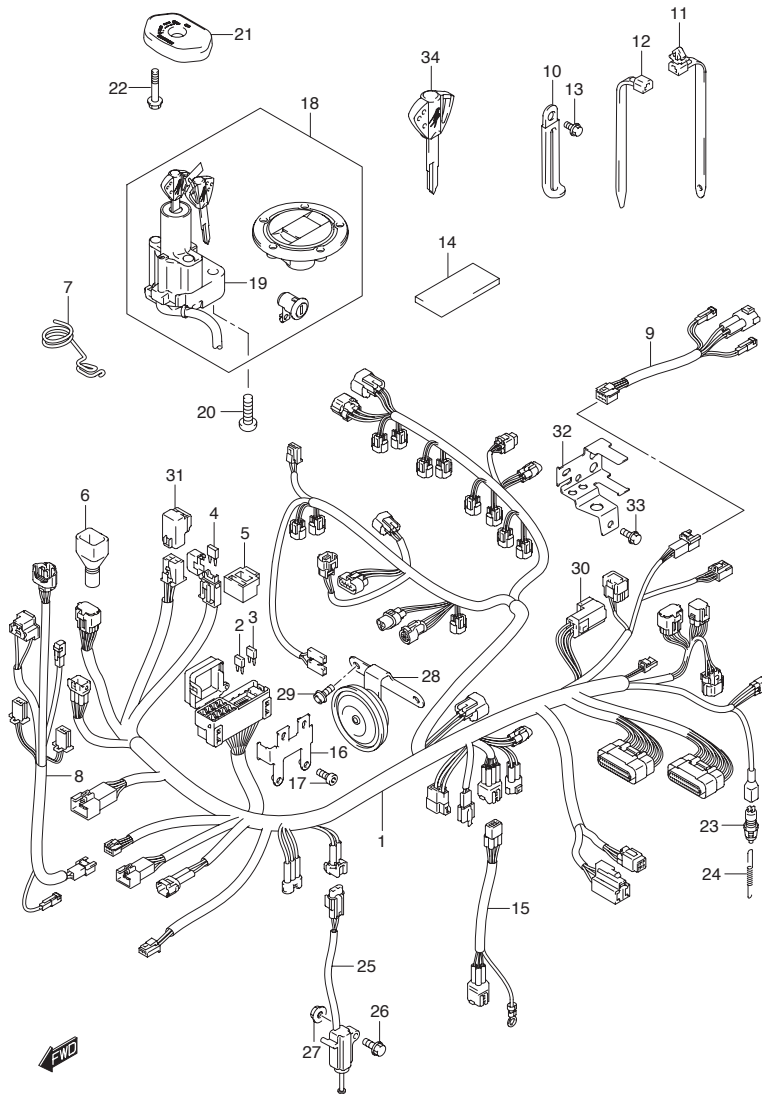


FIG.34A (E-8) WIRING HARNESS (GSX1300RK8/RK9 P37)

REF NO.	PART NO.	DESCRIPTION	Q'TY	REMARKS
1	36610-15H30	HARNESS, WIRING	1	
2	09481-10501	·FUSE (10A)	4	
3	09481-15501	·FUSE (15A)	2	
4	09481-15101	·FUSE (15A)	2	
5	36742-39D00	·HOLDER	1	
6	36618-33E00	·BOOT, METER	1	
7	36619-15H00	GUIDE, WIRING HARNESS	1	
8	36620-15H00	HARNESS, WIRING NO.2	1	
9	36857-15H00	WIRE, REAR COMB	1	
10-1	09404-06429	CLAMP (L:45)	4	
10-2	09404-06435	CLAMP (L:135)	1	
11	09407-14408	CLAMP (L:120)	1	
12-1	09407-14403	CLAMP (L:125)	7	
12-2	09407-18402	CLAMP (L:165)	3	
13	01550-0610B	BOLT, WIRING HARNESS	1	
14	36920-45G00	PROTECTOR, WIRING HARNESS	1	20X50X2.0
15	36855-15H00	WIRE, O2 SENSOR	1	
16	36744-24F00	BRACKET, FUSE BOX	1	
17	07120-0510B	BOLT, FUSE BOX	2	
18-1	37000-15880	LOCK SET	1	MODEL K8
18-2	37100-15850	LOCK SET	1	MODEL K9
19-1	37100-15H30	·LOCK ASSY, STEERING	1	MODEL K8
19-2	37100-15H80	·LOCK ASSY, STEERING	1	MODEL K9
20	09139-08016	BOLT (8X20)	2	
21	37180-15H00	COVER, STEERING	1	
22	01547-0530A	BOLT, IMMOBILIZER	2	
23	37740-19F00	SWITCH ASSY, STOP LAMP	1	
24	09443-06012	SPRING	1	

FIG.34A

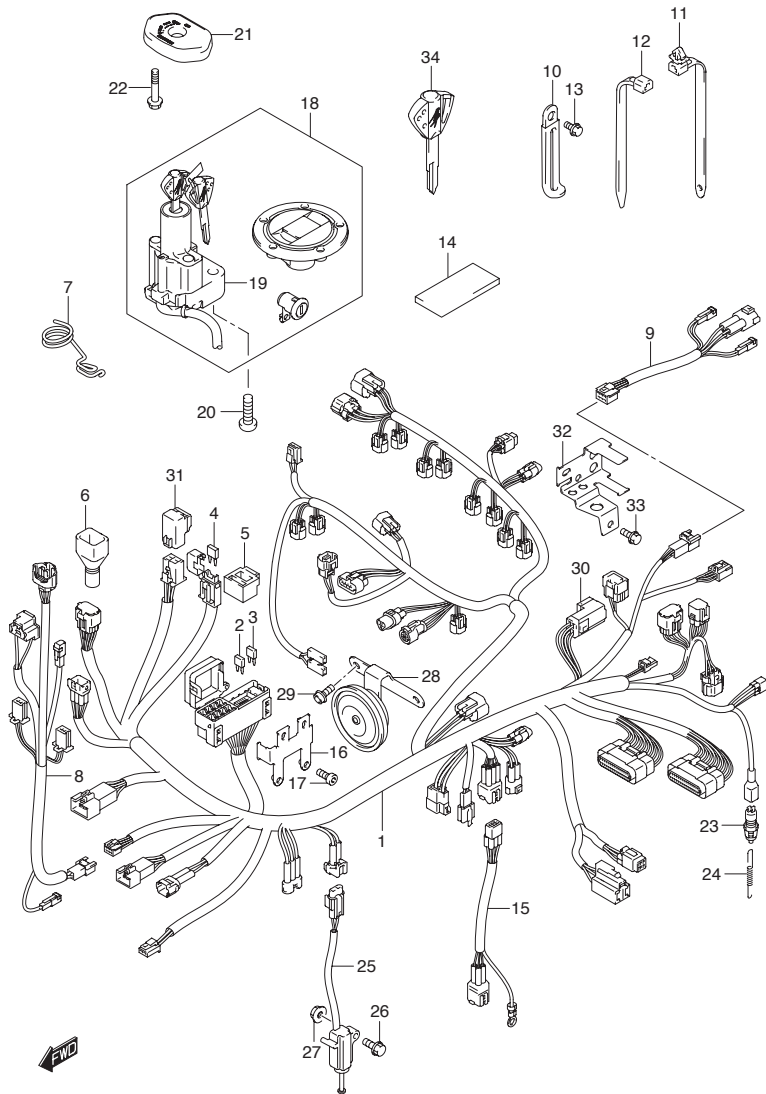


FIG.34A (E-9) WIRING HARNESS (GSX1300RK8/RK9 P37)

REF NO.	PART NO.	DESCRIPTION	Q'TY	REMARKS
25	37840-24F00	SWITCH ASSY, SIDE STAND	1	
26	09103-08357	BOLT, SIDE STAND (8X35)	1	
27	08316-1008B	NUT, SIDE STAND	1	
28	38500-24F00	HORN ASSY	1	
29	01550-0612B	BOLT, HORN	2	
30	38740-26E00	RELAY ASSY, FUEL PUMP	1	
31	38740-26E00	RELAY ASSY, FAN MOTOR	1	
32	38741-24F00	BRACKET, FUEL PUMP RELAY	1	
33	01550-0612B	BOLT, FUEL PUMP RELAY	1	
34	37146-15H00	KEY, BLANK	1	OPT

FIG.35

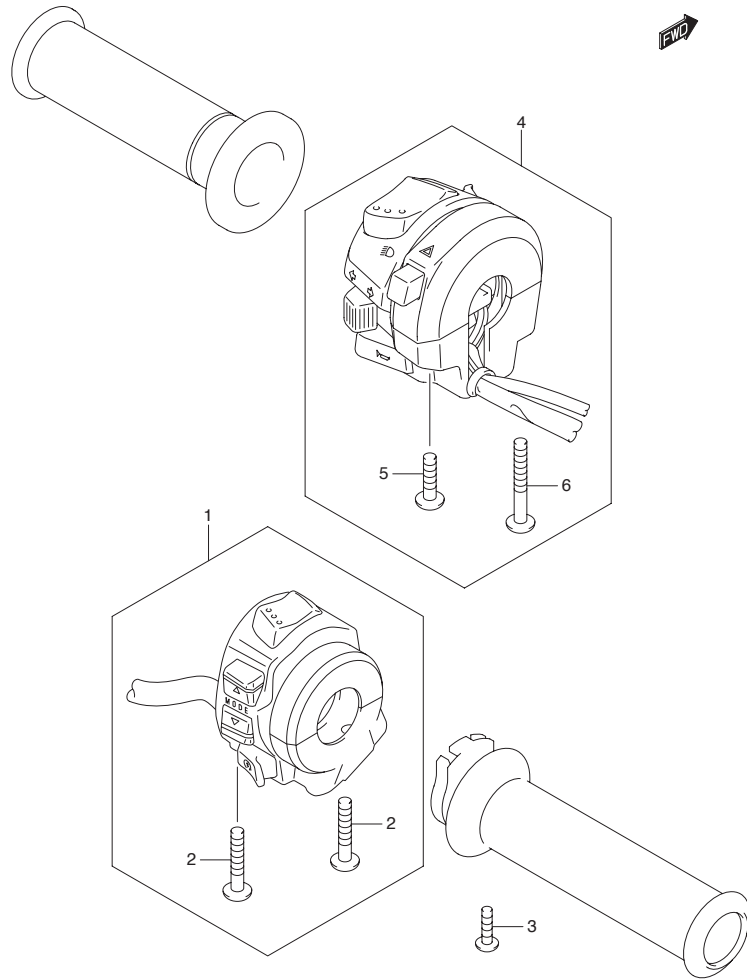


FIG.35 (E-10) HANDLE SWITCH

REF NO.	PART NO.	DESCRIPTION	Q'TY	REMARKS
1	37200-15H00	SWITCH ASSY, HANDLE, RH	1	
2	02112-0530B	·SCREW	2	
3	02112-0510B	SCREW, THROTTLE CABLE	1	
4	37400-18H11	SWITCH ASSY, HANDLE, LH	1	←37400-18H10
5	02112-0525B	·SCREW	1	
6	02112-0545B	·SCREW	1	

FIG.36

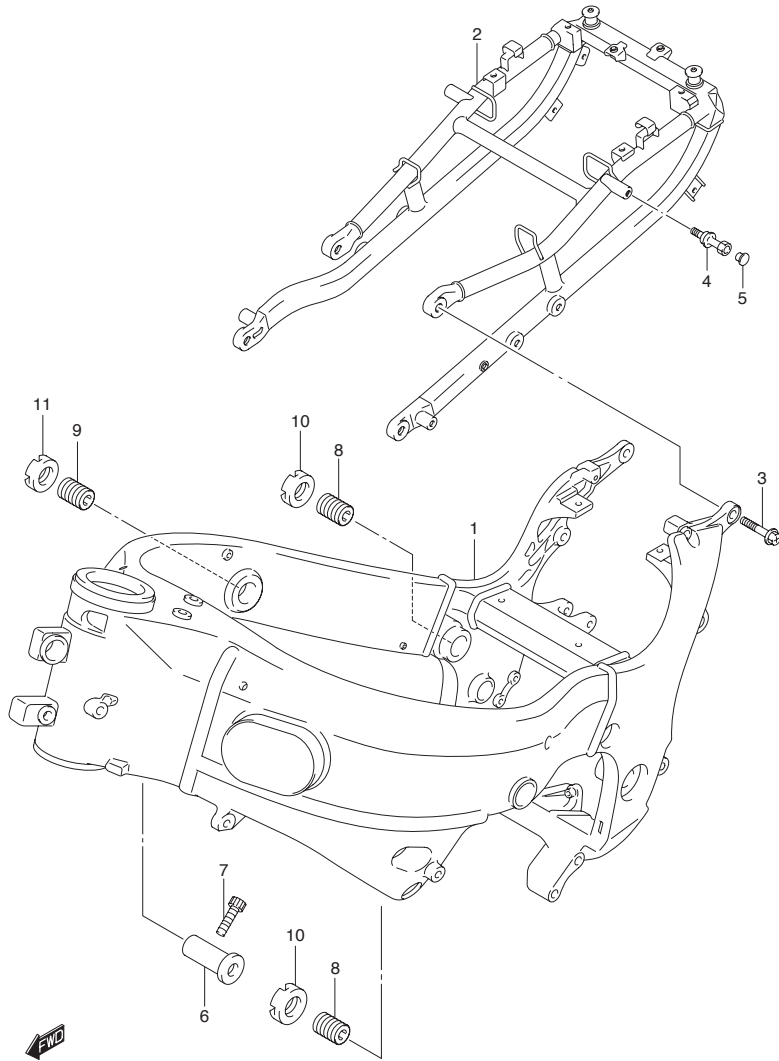


FIG.36 (F-2) FRAME

REF NO.	PART NO.	DESCRIPTION	Q'TY	REMARKS
1	41100-15H02-YAP	FRAME (BLACK)	1	
2	41200-15H00	RAIL, SEAT	1	
3	09103-10296	BOLT, SEAT RAIL	4	
4	46315-24F01	HOOK, SEAT RAIL	2	
5	09250-05009	CAP	2	
6	41911-33E10	SPACER, ENGINE MOUNT	1	
7	09106-08105	BOLT, SPACER	1	
8	41921-15H00	BOLT, CRANKCASE ADJUST	2	
9	41921-15H10	BOLT, CRANKCASE ADJUST	1	
10	41922-19F11	NUT, CRANK CASE ADJUST	2	
11	41922-33E10	NUT, CRANK CASE ADJUST	1	

FIG.37

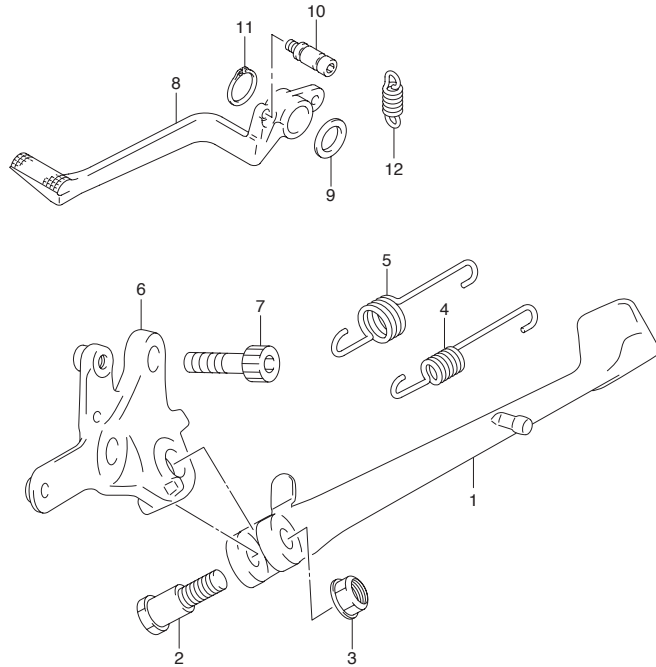


FIG.37 (F-3) STAND

REF NO.	PART NO.	DESCRIPTION	Q'TY	REMARKS
1	42310-24F00	STAND, PROP	1	
2	09111-10059	BOLT, PROP STAND	1	
3	09159-10103	NUT	1	
4	09443-14068	SPRING, INNER	1	
5	09443-19015	SPRING, OUTER	1	
6	42330-24F01	BRACKET, PROP STAND	1	
7	09106-12003	BOLT	2	
8	43111-24F00	PEDAL, BRAKE	1	
9	09160-18022	WASHER	1	
10	43561-24F00	HOOK, RETURN SPRING	1	
11	08331-3118A	CLIP	1	
12	09443-13032	SPRING, RETURN	1	

FIG.38

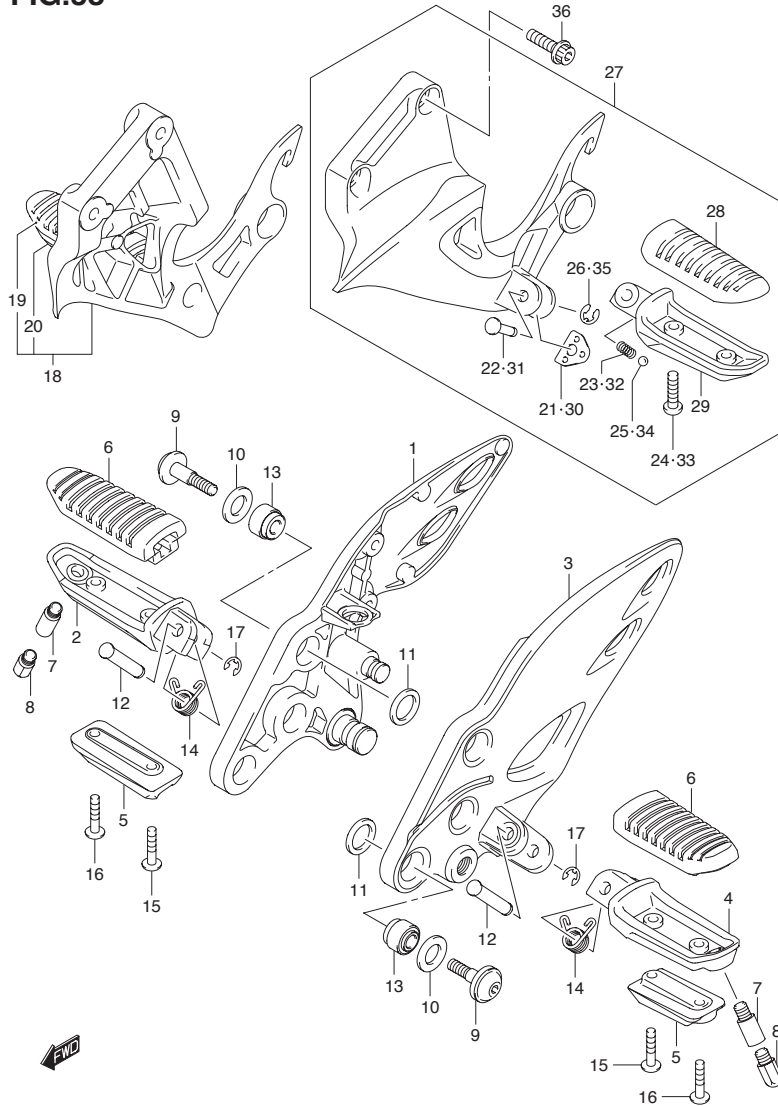


FIG.38 (F-4) FOOTREST

REF NO.	PART NO.	DESCRIPTION	Q'TY	REMARKS
1	43510-15H00	BRACKET, FRONT FOOTREST RH	1	
2	43511-44G10	BAR, FRONT FOOTREST RH	1	
3	43521-15H00	BRACKET, FRONT FOOTREST LH	1	
4	43521-44G10	BAR, FRONT FOOTREST LH	1	
5	43536-44G00	BALANCER, FRONT FOOTREST	2	
6	43550-44G10	RUBBER, FOOTREST	2	
7	43576-15H00	BOLT, BANK SENSOR	2	
8	43576-15H10	BOLT, BANK SENSOR	2	
9	09106-08147	BOLT, FOOTREST BRACKET	6	
10	09161-13004	WASHER, FOOTREST BUSH OUTER	6	
11	09161-17002	WASHER, FOOTREST BUSH INNER	6	
12	09208-08019	PIN	2	
13	09319-08045	BUSH	6	
14	09448-14046	SPRING	2	
15	02142-0525A	SCREW, INNER	2	
16	02142-0530A	SCREW, OUTER	2	
17	08332-1106A	E RING	2	
18	43600-15H00	FOOTREST ASSY, PILLION RH	1	
19	43550-44G00	·RUBBER	1	
20	43611-44G00	·BAR, PILLION FOOTREST RH	1	
21	43816-01H10	·PLATE, PILLION FOOTREST	1	
22	09208-08020	·PIN	1	
23	09440-05003	·SPRING	1	
24	02142-0516A	·SCREW	2	
25	06111-07004	·BALL	1	
26	08332-1106A	·E RING	1	
27	43700-15H00	FOOTREST ASSY, PILLION LH	1	
28	43550-44G00	·RUBBER	1	
29	43621-44G00	·BAR, PILLION FOOTREST LH	1	
30	43816-01H10	·PLATE, PILLION FOOTREST	1	
31	09208-08020	·PIN	1	
32	09440-05003	·SPRING	1	
33	02142-0516A	·SCREW	2	
34	06111-07004	·BALL	1	
35	08332-1106A	·E RING	1	
36	09106-08121	BOLT, PILLION FOOTREST	4	

FIG.39

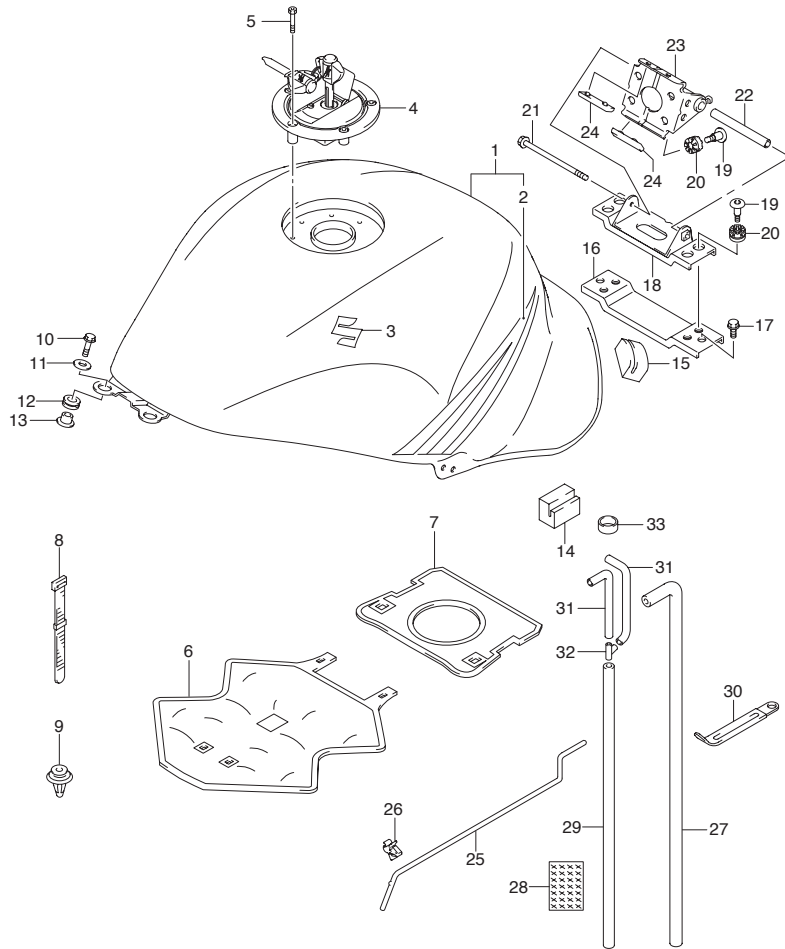


FIG.39 (F-5) FUEL TANK (MODEL K8)

REF NO.	PART NO.	DESCRIPTION	Q'TY	REMARKS
1-1	44100-15H10-YHF	TANK ASSY, FUEL (GRAY)	1	FOR CZY
1-2	44100-15H10-YPA	TANK ASSY, FUEL (WHITE)	1	FOR EAH
1-3	44100-15H10-YME	TANK ASSY, FUEL (ORANGE)	1	FOR EAJ
1-4	44100-15H10-YKZ	TANK ASSY, FUEL (BLUE)	1	FOR EAK
1-5	44100-15H00-YHF	TANK ASSY, FUEL (GRAY)	1	E24, P37 FOR CZY
1-6	44100-15H00-YPA	TANK ASSY, FUEL (WHITE)	1	E24, P37 FOR EAH
1-7	44100-15H00-YME	TANK ASSY, FUEL (ORANGE)	1	E24, P37 FOR EAJ
1-8	44100-15H00-YKZ	TANK ASSY, FUEL (BLUE)	1	E24, P37 FOR EAK
2-1	68110-15H00-EWW	·TAPE SET	1	FOR YHF
2-2	68110-15H00-EWY	·TAPE SET	1	FOR YPA
2-3	68110-15H00-EWZ	·TAPE SET	1	FOR YME
2-4	68110-15H00-EYA	·TAPE SET	1	FOR YKZ
3	68111-18G20	EMBLEM, "S"	2	
4	44200-16850	CAP SET, FUEL TANK	1	
5	09106-05017	BOLT	3	
6	44191-15H00	SHIELD, HEAT FRONT	1	
7	44191-15H10	SHIELD, HEAT REAR	1	
8	09407-18402	CLAMP	2	
9	09409-06322	CLIP	1	
10	09139-06029	BOLT, FRONT	2	
11	09160-06054	WASHER	2	
12	44511-16G00	CUSHION	2	
13	44512-16G00	SPACER	2	
14	44541-24F00	CUSHION, SIDE	2	
15	44543-15H00	CUSHION, REAR	2	
16	44555-15H00	BRACKET, REAR LOWER	1	
17	01550-0812B	BOLT	2	

COLOR : CZY=YAY (BLACK) , YHF (GRAY)
 : EAH=YPA (WHITE) , YMD (SILVER)
 : EAJ=YAY (BLACK) , YME (ORANGE)
 : EAK=YAY (BLACK) , YKZ (BLUE)

REFER TO FIG.39A (F- 7) FOR MODEL K9
 REFER TO FIG.39B (F- 9) FOR MODEL L0

FIG.39

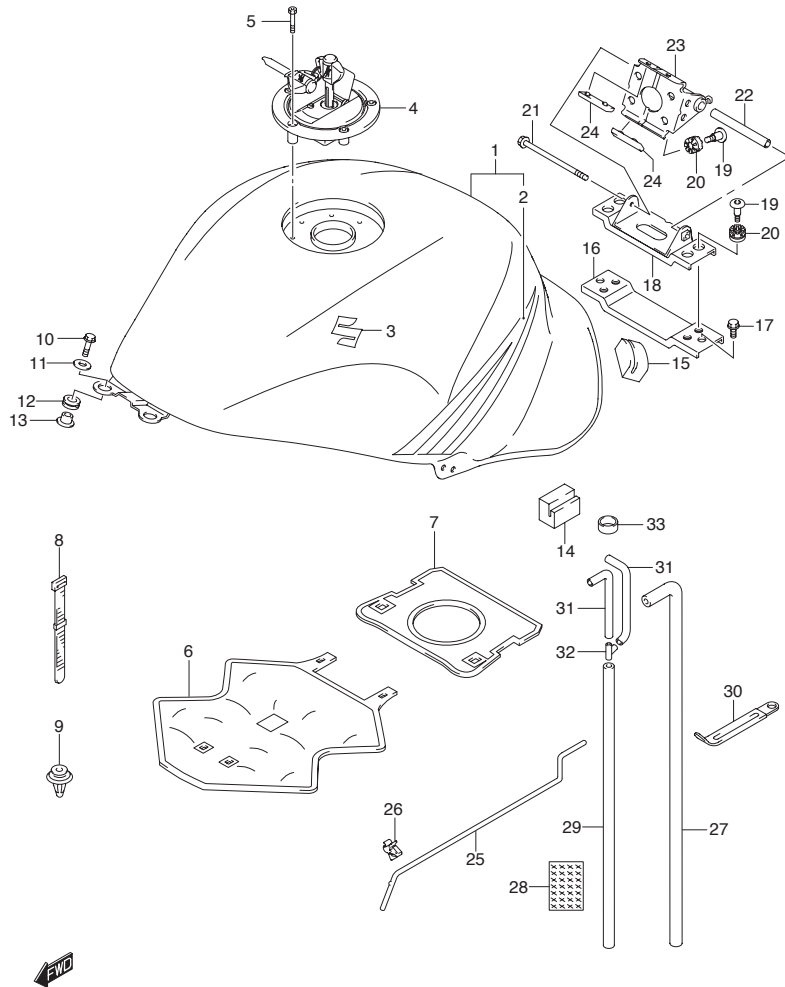


FIG.39 (F-6) FUEL TANK (MODEL K8)

REF NO.	PART NO.	DESCRIPTION	Q'TY	REMARKS
18	44550-15H00	BRACKET, REAR UPPER	1	
19	09139-06132	BOLT	8	
20	09320-08071	CUSHION	8	
21	07120-0695B	BOLT, JOINT	1	
22	44561-18G00	SPACER, JOINT	1	
23	44530-15H00	BRACKET, REAR FRONT	1	
24	45149-44G00	CUSHION, BRACKET	2	
25	44574-35F00	STAY	1	
26	09403-05310	CLAMP, STAY	2	
27	44423-15H00	HOSE, DRAIN	1	
28	44427-15H00	SHIELD, DRAIN HOSE HEAT	1	
29	44424-15H00	HOSE, BREATHER	1	
30	09404-06431	CLAMP, DRAIN HOSE	1	
31	44424-15H10	HOSE, BREATHER NO.2	2	
32	09367-06007	3 WAY	1	
33	09352-12163-600	HOSE, JOINT (L:600→10)	1	

REFER TO FIG.39A (F-7) FOR MODEL K9
 REFER TO FIG.39B (F-9) FOR MODEL L0

FIG.39A

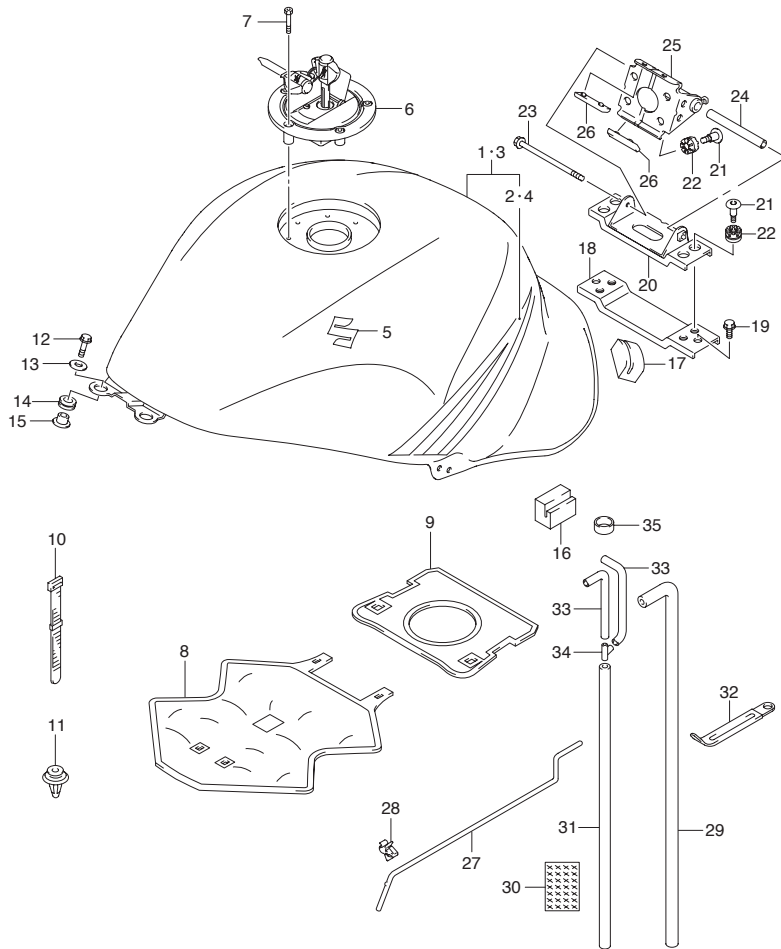


FIG.39A (F-7) FUEL TANK (MODEL K9)

REF NO.	PART NO.	DESCRIPTION	Q'TY	REMARKS
1-1	44100-15H10-YAY	TANK ASSY, FUEL (BLACK)	1	FOR CZY
1-2	44100-15H10-YMG	TANK ASSY, FUEL (GOLD)	1	FOR FGG
1-3	44100-15H10-YHG	TANK ASSY, FUEL (GRAY)	1	FOR GRF
1-4	44100-15H00-YAY	TANK ASSY, FUEL (BLACK)	1	E24, P37 FOR CZY
1-5	44100-15H00-YMG	TANK ASSY, FUEL (GOLD)	1	E24, P37 FOR FGG
1-6	44100-15H00-YHG	TANK ASSY, FUEL (GRAY)	1	E24, P37 FOR GRF
1-7	44100-15H20-YAY	TANK ASSY, FUEL (BLACK)	1	E14 FOR CZY
1-8	44100-15H20-YMG	TANK ASSY, FUEL (GOLD)	1	E14 FOR FGG
1-9	44100-15H20-YHG	TANK ASSY, FUEL (GRAY)	1	E14 FOR GRF
2-1	68110-15H00-GKU	•TAPE SET	1	FOR YAY
2-2	68110-15H00-GKW	•TAPE SET	1	FOR YMG
2-3	68110-15H00-GKV	•TAPE SET	1	FOR YHG
3-1	44100-15H40-YBD	TANK ASSY, FUEL (WHITE)	1	FOR FGF
3-2	44100-15H30-YBD	TANK ASSY, FUEL (WHITE)	1	E24, P37 FOR FGF
3-3	44100-15H50-YBD	TANK ASSY, FUEL (WHITE)	1	E14 FOR FGF
4	68110-15H10-GUH	•TAPE SET	1	
5	68111-18G20	EMBLEM, "S"	2	
6-1	44200-16850	CAP SET, FUEL TANK	1	
6-2	44200-16870	CAP SET, FUEL TANK	1	E14
7	09106-05017	BOLT	3	
8	44191-15H00	SHIELD, HEAT FRONT	1	
9	44191-15H10	SHIELD, HEAT REAR	1	
10	09407-18402	CLAMP	2	
11	09409-06322	CLIP	1	
12	09139-06029	BOLT, FRONT	2	
13	09160-06054	WASHER	2	
14	44511-16G00	CUSHION	2	
15	44512-16G00	SPACER	2	

COLOR : CZY=YAY (BLACK) , YHF (GRAY)
 : FGG=019 (BLACK) , YMG (GOLD)
 : GRF=YHG (GRAY) , YMD (SILVER)
 : FGF=YBD (WHITE) , YMD (SILVER)

REFER TO FIG.39B (F-9) FOR MODEL L0

FIG.39A

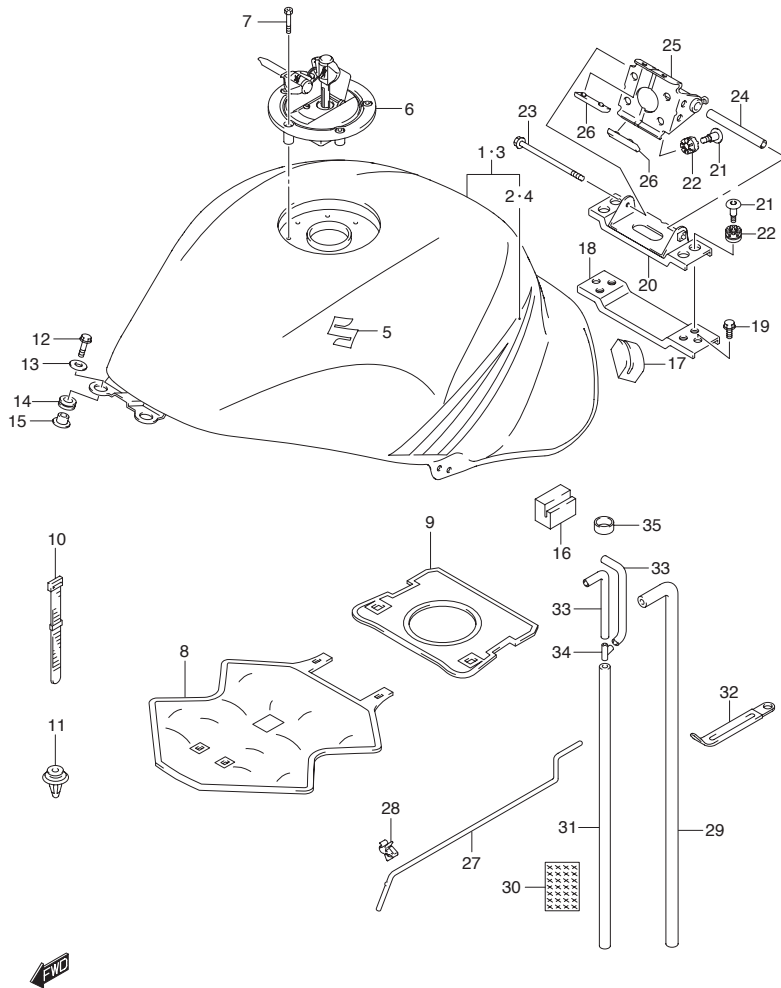


FIG.39A (F-8) FUEL TANK (MODEL K9)

REF NO.	PART NO.	DESCRIPTION	Q'TY	REMARKS
16	44541-24F00	CUSHION, SIDE	2	
17	44543-15H00	CUSHION, REAR	2	
18	44555-15H00	BRACKET, REAR LOWER	1	
19	01550-0812B	BOLT	2	
20	44550-15H00	BRACKET, REAR UPPER	1	
21	09139-06132	BOLT	8	
22	09320-08071	CUSHION	8	
23	07120-0695B	BOLT, JOINT	1	
24	44561-18G00	SPACER, JOINT	1	
25	44530-15H00	BRACKET, REAR FRONT	1	
26	45149-44G00	CUSHION, BRACKET	2	
27	44574-35F00	STAY	1	
28	09403-05310	CLAMP, STAY	2	
29	44423-15H00	HOSE, DRAIN	1	
30-1	44427-15H00	SHIELD, DRAIN HOSE HEAT	1	
30-2	44427-15H10	SHIELD, DRAIN HOSE HEAT	1	E14
31	44424-15H00	HOSE, BREATHER	1	
32	09404-06431	CLAMP, DRAIN HOSE	1	
33	44424-15H10	HOSE, BREATHER NO.2	2	
34	09367-06007	3 WAY	1	
35	09352-12163-600	HOSE, JOINT (L:600→10)	1	

REFER TO FIG.39B (F-9) FOR MODEL L0

FIG.39B

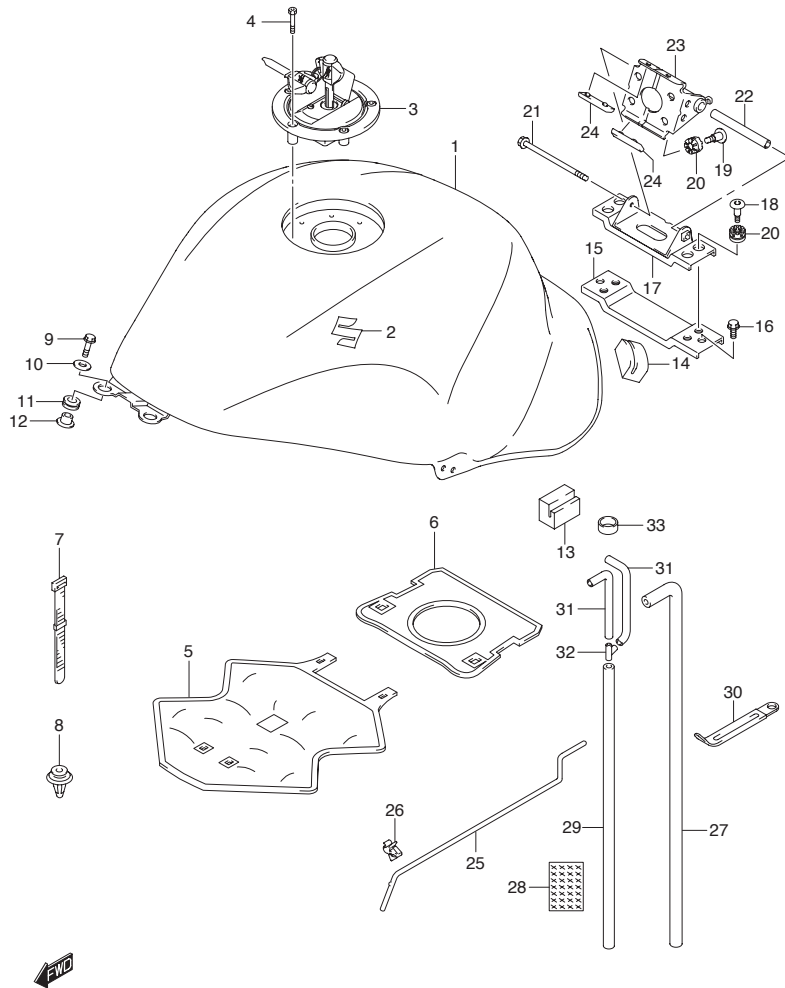


FIG.39B (F-9) FUEL TANK (MODEL L0)

REF NO.	PART NO.	DESCRIPTION	Q'TY	REMARKS
1-1	44100-15H70-YAY	TANK ASSY, FUEL (BLACK)	1	
1-2	44100-15H70-YKZ	TANK ASSY, FUEL (BLUE)	1	
1-3	44100-15H70-YPA	TANK ASSY, FUEL (WHITE)	1	
1-4	44100-15H60-YAY	TANK ASSY, FUEL (BLACK)	1	E24
1-5	44100-15H60-YKZ	TANK ASSY, FUEL (BLUE)	1	E24
1-6	44100-15H60-YPA	TANK ASSY, FUEL (WHITE)	1	E24
1-7	44100-15H80-YAY	TANK ASSY, FUEL (BLACK)	1	E14
1-8	44100-15H80-YKZ	TANK ASSY, FUEL (BLUE)	1	E14
1-9	44100-15H80-YPA	TANK ASSY, FUEL (WHITE)	1	E14
2	68111-18G20	EMBLEM, "S"	2	
3-1	44200-16850	CAP SET, FUEL TANK	1	
3-2	44200-16870	CAP SET, FUEL TANK	1	E14
4	09106-05017	BOLT	3	
5	44191-15H00	SHIELD, HEAT FRONT	1	
6	44191-15H10	SHIELD, HEAT REAR	1	
7	09407-18402	CLAMP	2	
8	09409-06322	CLIP	1	
9	09139-06029	BOLT, FRONT	2	
10	09160-06084	WASHER	2	
11	44511-16G00	CUSHION	2	
12	44512-16G00	SPACER	2	
13	44541-24F00	CUSHION, SIDE	2	
14	44543-15H00	CUSHION, REAR	2	
15	44555-15H00	BRACKET, REAR LOWER	1	
16	01550-0812B	BOLT	2	
17	44550-15H00	BRACKET, REAR UPPER	1	
18	09139-06132	BOLT	4	
19	44543-47H00	SCREW	4	
20	09320-08071	CUSHION	8	
21	07120-0695B	BOLT, JOINT	1	
22	44561-18G00	SPACER, JOINT	1	
23	44530-15H00	BRACKET, REAR FRONT	1	
24	45149-44G00	CUSHION, BRACKET	2	

FIG.39B

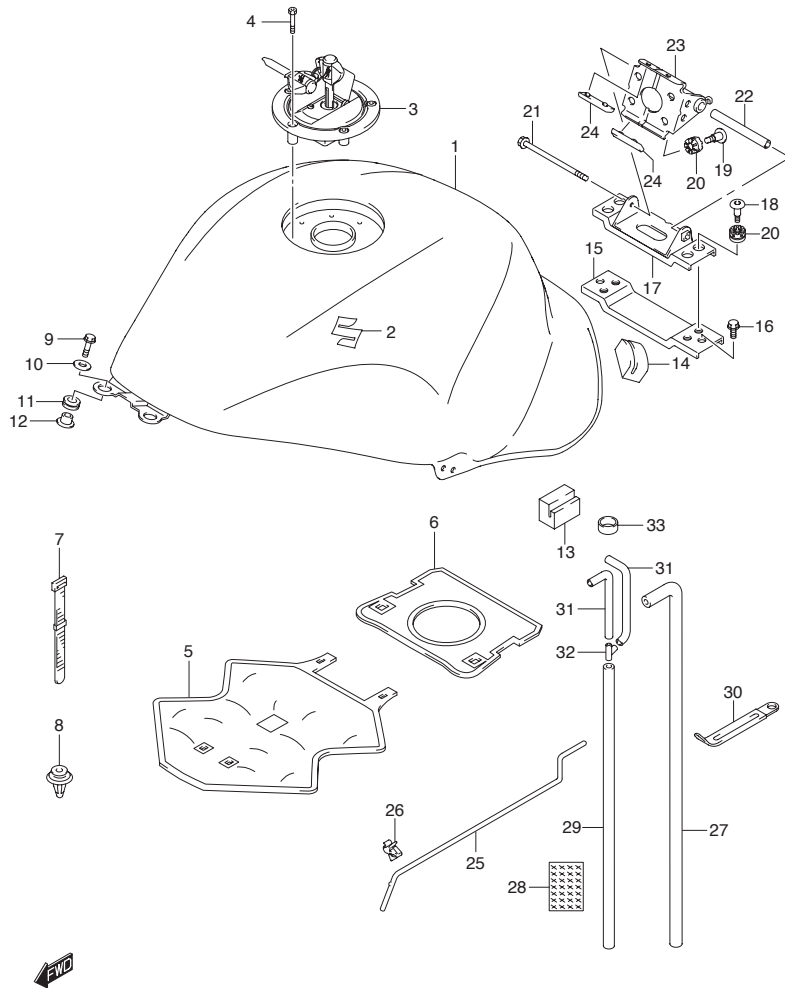


FIG.39B (F-10) FUEL TANK (MODEL L0)

REF NO.	PART NO.	DESCRIPTION	Q'TY	REMARKS
25	44574-35F00	STAY	1	
26	09403-05310	CLAMP, STAY	2	
27	44423-15H00	HOSE, DRAIN	1	
28-1	44427-15H00	SHIELD, DRAIN HOSE HEAT	1	
28-2	44427-15H10	SHIELD, DRAIN HOSE HEAT	1	E14
29	44424-15H00	HOSE, BREATHER	1	
30	09404-06431	CLAMP, DRAIN HOSE	1	
31	44424-15H10	HOSE, BREATHER NO.2	2	
32	09367-06007	3 WAY	1	
33	09352-12163-600	HOSE, JOINT (L:600→10)	1	

FIG.39C

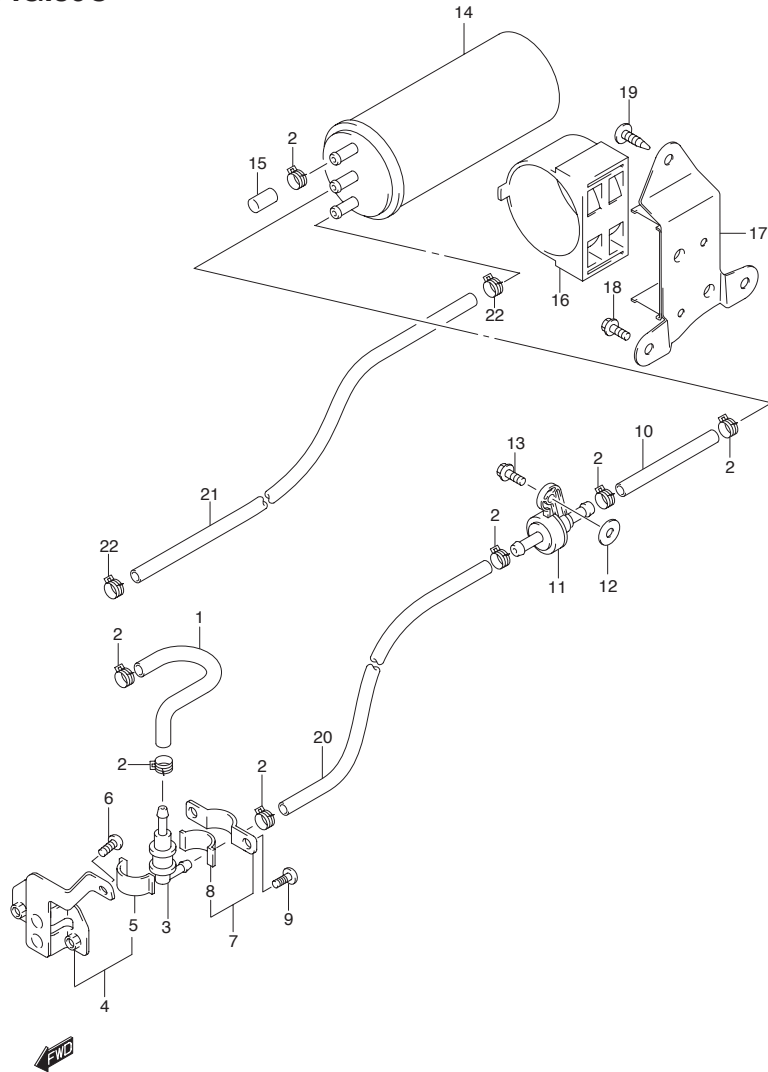


FIG.39C (F-11) EVAP SYSTEM (E14)

REF NO.	PART NO.	DESCRIPTION	Q'TY	REMARKS
1	44434-15H00	HOSE, TANK & VALVE	1	
2	09401-11413	CLIP	7	
3	44240-17C00	VALVE, BREATHER	1	
4	44890-24F00	PLATE, BREATHER VALVE	1	
5	44894-24A00	·CUSHION	1	
6	02142-0610B	SCREW, PLATE	1	
7	44892-24A00	PLATE, VALVE NO.2	1	
8	44894-24A00	·CUSHION	1	
9	02142-0408B	SCREW	2	
10	44435-15H00	HOSE, 2 WAY & BREATHER	1	
11	44240-24F00	VALVE, 2 WAY & CANISTER	1	
12	09160-06077	WASHER	1	
13	01550-0616B	BOLT	1	
14	17210-15H00	CANISTER	1	
15	09251-07003	CAP	1	
16	44883-06G00	CUSHION, CANISTER	1	
17	44880-15H00	BRACKET, CANISTER	1	
18	01550-0612B	BOLT, BRACKET	2	
19	02142-0610B	SCREW, HOLDER	1	
20	44437-15H00	HOSE, CANISTER & 2 WAY VALVE	1	
21	09359-54113-700	HOSE, CANISTER & CARB	1	
22	09401-12404	CLIP	2	

FIG.40

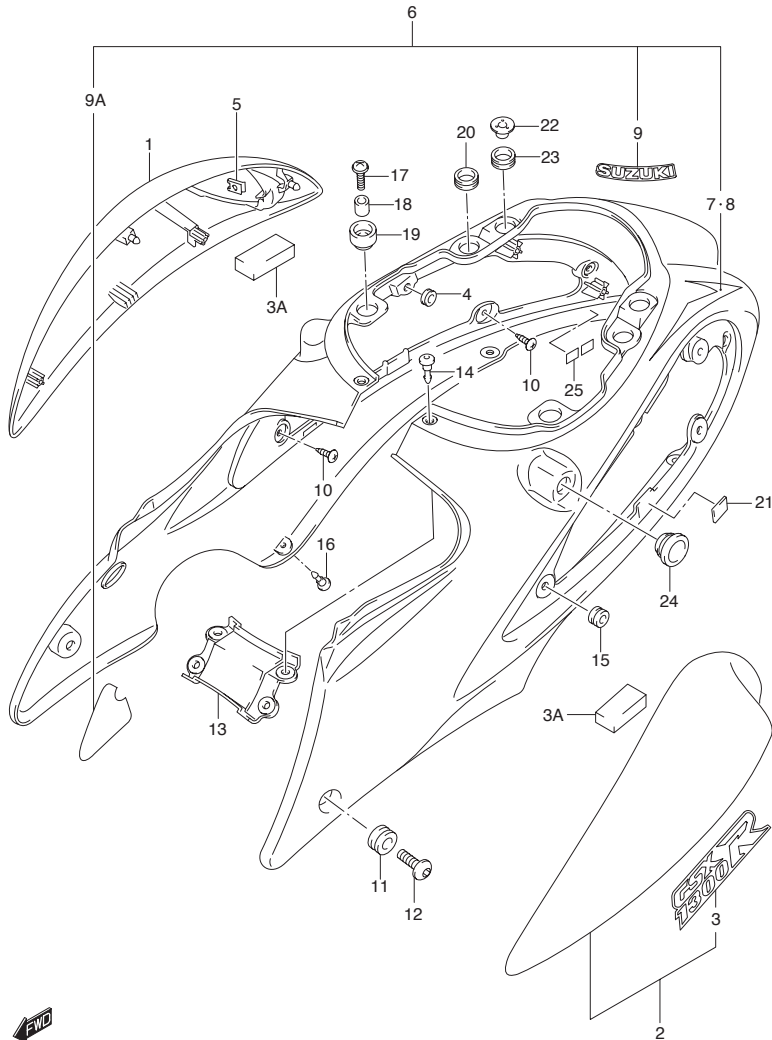


FIG.40 (F-12) FRAME COVER (MODEL K8)

REF NO.	PART NO.	DESCRIPTION	Q'TY	REMARKS
1-1	47110-15H00-YHF	COVER, FRAME RH (GRAY)	1	FOR CZY
1-2	47110-15H00-YPA	COVER, FRAME RH (WHITE)	1	FOR EAH
1-3	47110-15H00-YAY	COVER, FRAME RH (BLACK)	1	FOR EAJ
1-4	47110-15H00-YKZ	COVER, FRAME RH (BLUE)	1	FOR EAK
2-1	47210-15H00-YHF	COVER, FRAME LH (GRAY)	1	FOR CZY
2-2	47210-15H00-YPA	COVER, FRAME LH (WHITE)	1	FOR EAH
2-3	47210-15H00-YAY	COVER, FRAME LH (BLACK)	1	FOR EAJ
2-4	47210-15H00-YKZ	COVER, FRAME LH (BLUE)	1	FOR EAK
3-1	68131-15H00-EYE	·EMBLEM	2	FOR YHF
3-2	68131-15H00-EYF	·EMBLEM	2	FOR YPA
3-3	68131-15H00-EYG	·EMBLEM	2	FOR YAY
3-4	68131-15H00-EYH	·EMBLEM	2	FOR YKZ
3A	47511-15H00	·CUSHION	4	
4	09320-06016	CUSHION	4	
5	09148-04034	NUT	2	
6-1	47310-15H00-YHF	COVER, FRAME CENTER (GRAY)	1	FOR CZY
6-2	47310-15H00-YPA	COVER, FRAME CENTER (WHITE)	1	FOR EAH
6-3	47310-15H00-YAY	COVER, FRAME CENTER (BLACK)	1	FOR EAJ
6-4	47310-15H00-YKZ	COVER, FRAME CENTER (BLUE)	1	FOR EAK
7-1	68135-15H00-CVN	·TAPE, RH	1	FOR YHF
7-2	68135-15H00-EYC	·TAPE, RH	1	FOR YAP
7-3	68135-15H00-EAJ	·TAPE, RH	1	FOR YAY
7-4	68135-15H00-EYD	·TAPE, RH	1	FOR YKZ
8-1	68145-15H00-CVN	·TAPE, LH	1	FOR YHF
8-2	68145-15H00-EYC	·TAPE, LH	1	FOR YAP
8-3	68145-15H00-EAJ	·TAPE, LH	1	FOR YAY
8-4	68145-15H00-EYD	·TAPE, LH	1	FOR YKZ
9-1	68641-19F00-YD8	·EMBLEM (SILVER)	2	FOR YHF,YAY,YKZ
9-2	68281-24F10-019	·EMBLEM (BLACK)	2	FOR YPA
9A	47312-15H00	·TAPE, CENTER	2	

COLOR : CZY=YAY (BLACK) , YHF (GRAY)
 : EAH=YPA (WHITE) , YMD (SILVER)
 : EAJ=YAY (BLACK) , YME (ORANGE)
 : EAK=YAY (BLACK) , YKZ (BLUE)

REFER TO FIG.40A (G- 2) FOR MODEL K9
 REFER TO FIG.40B (G- 4) FOR MODEL L0

FIG.40

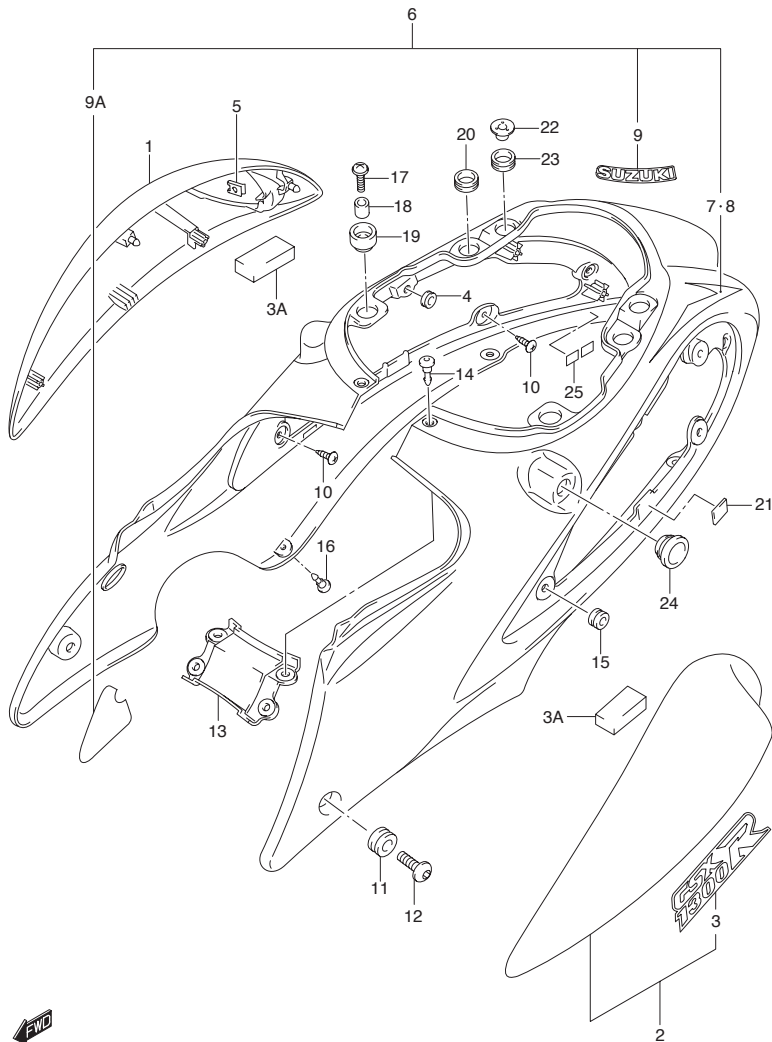


FIG.40 (F-13) FRAME COVER (MODEL K8)

REF NO.	PART NO.	DESCRIPTION	Q'TY	REMARKS
10	09139-05062	SCREW, FRAME COVER	6	
11	09320-09016	CUSHION	2	
12	09139-06126	SCREW, SIDE FRONT	2	
13-1	47411-15H00-YHF	LID, CENTER (GRAY)	1	FOR CZY
13-2	47411-15H00-YPA	LID, CENTER (WHITE)	1	FOR EAH
13-3	47411-15H00-YAY	LID, CENTER (BLACK)	1	FOR EAJ
13-4	47411-15H00-YKZ	LID, CENTER (BLUE)	1	FOR EAK
14	09409-06314-5PK	CLIP, LID (BLACK)	4	
15	09320-09016	CUSHION, SIDE	10	
16	09409-06329	CLIP, LOWER	4	
17	09136-06105	SCREW, UPPER FRONT	2	
18	09180-06288	SPACER	2	
19	47115-16G00	CUSHION, UPPER FRONT	2	
20	47191-24F00	CUSHION, UPPER CENTER	2	
21	33652-22D00	CUSHION, LOWER	2	
22	47190-24F21	WASHER, UPPER REAR	2	
23	47191-24F30	CUSHION, UPPER REAR	2	
24	47191-24F20	SPACER, SIDE CENTER	2	
25	45516-01H00	CUSHION	6	

COLOR : CZY=YAY (BLACK) , YHF (GRAY)
 : EAH=YPA (WHITE) , YMD (SILVER)
 : EAJ=YAY (BLACK) , YME (ORANGE)
 : EAK=YAY (BLACK) , YKZ (BLUE)

REFER TO FIG.40A (G- 2) FOR MODEL K9
 REFER TO FIG.40B (G- 4) FOR MODEL L0

FIG.40A

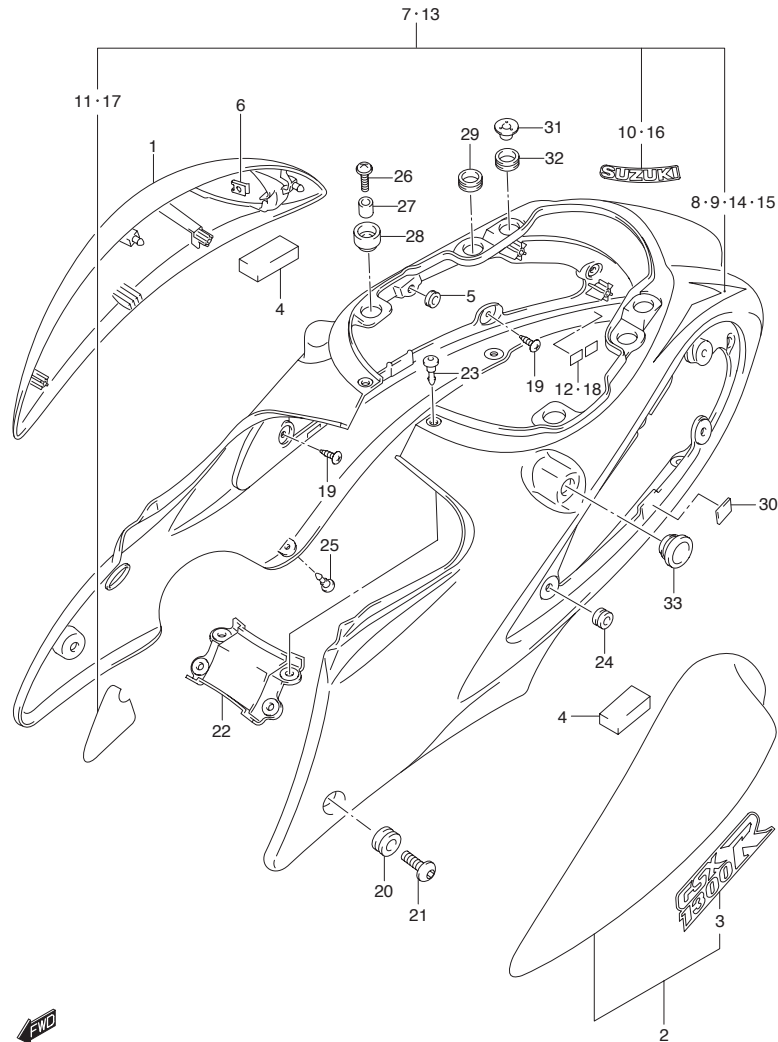


FIG.40A (G-2) FRAME COVER (MODEL K9)

REF NO.	PART NO.	DESCRIPTION	Q'TY	REMARKS
1-1	47110-15H00-4CX	COVER, FRAME RH (BLACK)	1	FOR CZY
1-2	47110-15H00-YBD	COVER, FRAME RH (WHITE)	1	FOR FGF
1-3	47110-15H00-019	COVER, FRAME RH (BLACK)	1	FOR FGG
1-4	47110-15H00-YHG	COVER, FRAME RH (GRAY)	1	FOR GRF
2-1	47210-15H00-4CX	COVER, FRAME LH (BLACK)	1	FOR CZY
2-2	47210-15H00-YBD	COVER, FRAME LH (WHITE)	1	FOR FGF
2-3	47210-15H00-019	COVER, FRAME LH (BLACK)	1	FOR FGG
2-4	47210-15H00-YHG	COVER, FRAME LH (GRAY)	1	FOR GRF
3-1	68131-15H00-GKZ	·EMBLEM	2	FOR 4CX
3-2	68131-15H00-GUJ	·EMBLEM	2	FOR YBD
3-3	68131-15H00-GLB	·EMBLEM	2	FOR 019
3-4	68131-15H00-GLA	·EMBLEM	2	FOR YHG
4	47511-15H00	·CUSHION	4	
5	09320-06016	CUSHION	4	
6	09148-04034	NUT	2	
7-1	47310-15H00-4CX	COVER, FRAME CENTER (BLACK)	1	FOR CZY
7-2	47310-15H00-019	COVER, FRAME CENTER (BLACK)	1	FOR FGG
7-3	47310-15H00-YHG	COVER, FRAME CENTER (GRAY)	1	FOR GRF
8-1	68135-15H00-GEK	·TAPE, RH	1	FOR 4CX
8-2	68135-15H00-GKY	·TAPE, RH	1	FOR 019
8-3	68135-15H00-CUK	·TAPE, RH	1	FOR YHG
9-1	68145-15H00-GEK	·TAPE, LH	1	FOR 4CX
9-2	68145-15H00-GKY	·TAPE, LH	1	FOR 019
9-3	68145-15H00-CUK	·TAPE, LH	1	FOR YHG
10-1	68641-19F00-YD8	·EMBLEM (SILVER)	2	FOR 4CX, YHG
10-2	68641-19F00-17U	·EMBLEM (GRAY)	2	FOR 019
11	47312-15H00	·TAPE, CENTER	2	
12	45516-01H00	·CUSHION	4	

COLOR : CZY=YAY (BLACK) , YHF (GRAY)
 : FGF=YBD (WHITE) , YMD (SILVER)
 : FGG=YAY (BLACK) , YMG (GOLD)
 : GRF=YHG (GRAY) , YMD (SILVER)

REFER TO FIG.40B (G-4) FOR MODEL L0

FIG.40A

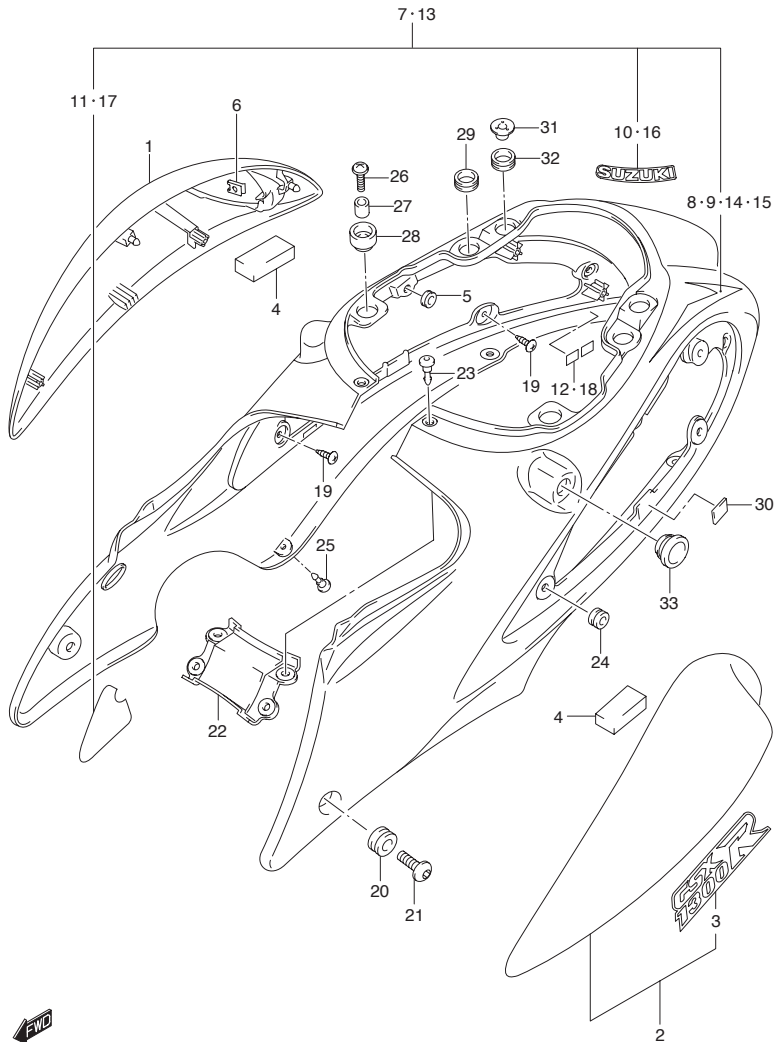


FIG.40A (G-3) FRAME COVER (MODEL K9)

REF NO.	PART NO.	DESCRIPTION	Q'TY	REMARKS
13	47310-15H10-YBD	COVER, FRAME CENTER (WHITE)	1	FOR FGF
14	68135-15H10-GLR	·TAPE, RH	1	
15	68145-15H10-GLR	·TAPE, LH	1	
16	68641-19F00-019	·EMBLEM (BLACK)	1	
17	47312-15H00	·TAPE, CENTER	2	
18	45516-01H00	·CUSHION	4	
19	09139-05062	SCREW, FRAME COVER	6	
20	09320-09016	CUSHION	2	
21	09139-06126	SCREW, SIDE FRONT	2	
22-1	47411-15H00-YAY	LID, CENTER (BLACK)	1	FOR CZY
22-2	47411-15H00-YBD	LID, CENTER (WHITE)	1	FOR FGF
22-3	47411-15H00-019	LID, CENTER (BLACK)	1	FOR FGG
22-4	47411-15H00-YHG	LID, CENTER (GRAY)	1	FOR GRF
23	09409-06314-5PK	CLIP, LID (BLACK)	4	
24	09320-09016	CUSHION, SIDE	10	
25	09409-06329	CLIP, LOWER	4	
26	09136-06105	SCREW, UPPER FRONT	2	
27	09180-06288	SPACER	2	
28	47115-16G00	CUSHION, UPPER FRONT	2	
29	47191-24F00	CUSHION, UPPER CENTER	2	
30	33652-22D00	CUSHION, LOWER	2	
31	47190-24F21	WASHER, UPPER REAR	2	
32	47191-24F30	CUSHION, UPPER REAR	2	
33	47191-24F20	SPACER, SIDE CENTER	2	

COLOR : CZY=YAY (BLACK) , YHF (GRAY)
 : FGF=YBD (WHITE) , YMD (SILVER)
 : FGG=YAY (BLACK) , YMG (GOLD)
 : GRF=YHG (GRAY) , YMD (SILVER)

REFER TO FIG.40B (G-4) FOR MODEL L0

FIG.40B

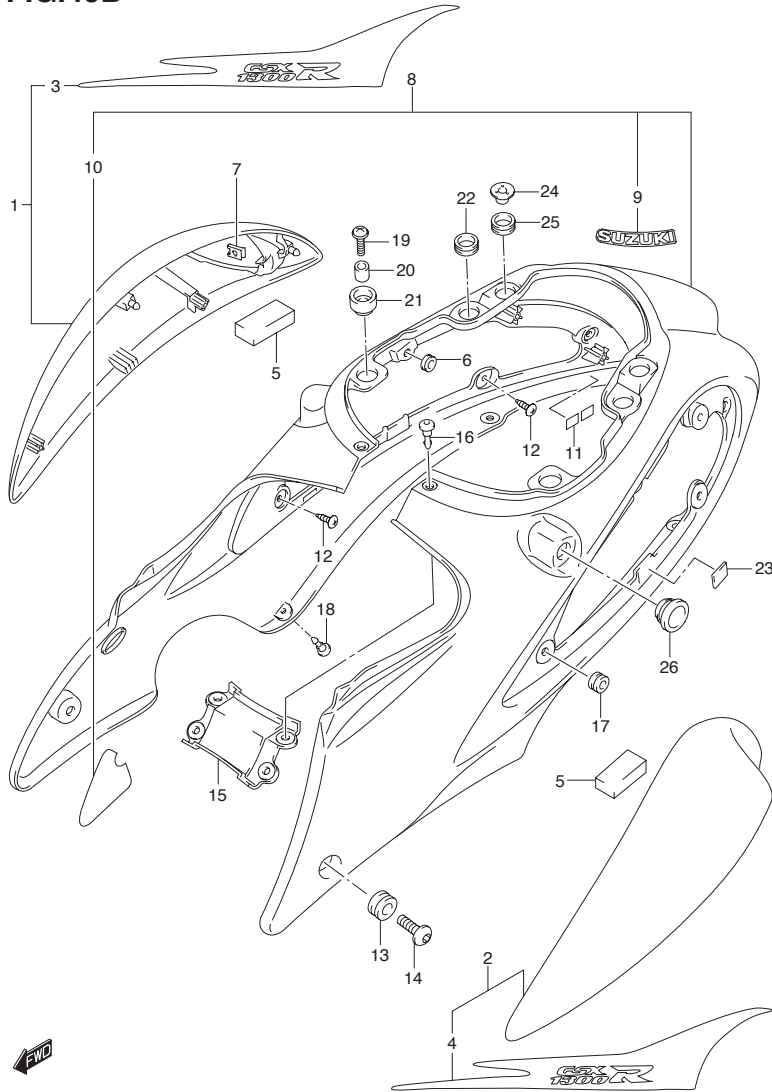


FIG.40B (G-4) FRAME COVER (MODEL L0)

REF NO.	PART NO.	DESCRIPTION	Q'TY	REMARKS
1-1	47110-15H10-YAY	COVER, FRAME RH (BLACK)	1	
1-2	47110-15H10-YKZ	COVER, FRAME RH (BLUE)	1	
1-3	47110-15H10-YPA	COVER, FRAME RH (WHITE)	1	
2-1	47210-15H10-YAY	COVER, FRAME LH (BLACK)	1	
2-2	47210-15H10-YKZ	COVER, FRAME LH (BLUE)	1	
2-3	47210-15H10-YPA	COVER, FRAME LH (WHITE)	1	
3-1	68135-15H20-HUZ	·TAPE, RH	1	FOR YAY
3-2	68135-15H20-HWU	·TAPE, RH	1	FOR YKZ
3-3	68135-15H20-HWV	·TAPE, RH	1	FOR YPA
4-1	68145-15H20-HUZ	·TAPE, LH	1	FOR YAY
4-2	68145-15H20-HWU	·TAPE, LH	1	FOR YKZ
4-3	68145-15H20-HWV	·TAPE, LH	1	FOR YPA
5	47511-15H00	·CUSHION	4	
6	09320-06016	CUSHION	4	
7	09148-04034	NUT	2	
8-1	47310-15H20-YAY	COVER, FRAME CENTER (BLACK)	1	
8-2	47310-15H20-YKZ	COVER, FRAME CENTER (BLUE)	1	
8-3	47310-15H20-YPA	COVER, FRAME CENTER (WHITE)	1	
9-1	68641-19F00-YD8	·EMBLEM (SILVER)	2	FOR YAY, YKZ
9-2	68641-19F00-019	·EMBLEM (BLACK)	2	FOR YPA
10	47312-15H00	·TAPE, CENTER	2	
11	45516-01H00	·CUSHION	4	

FIG.40B

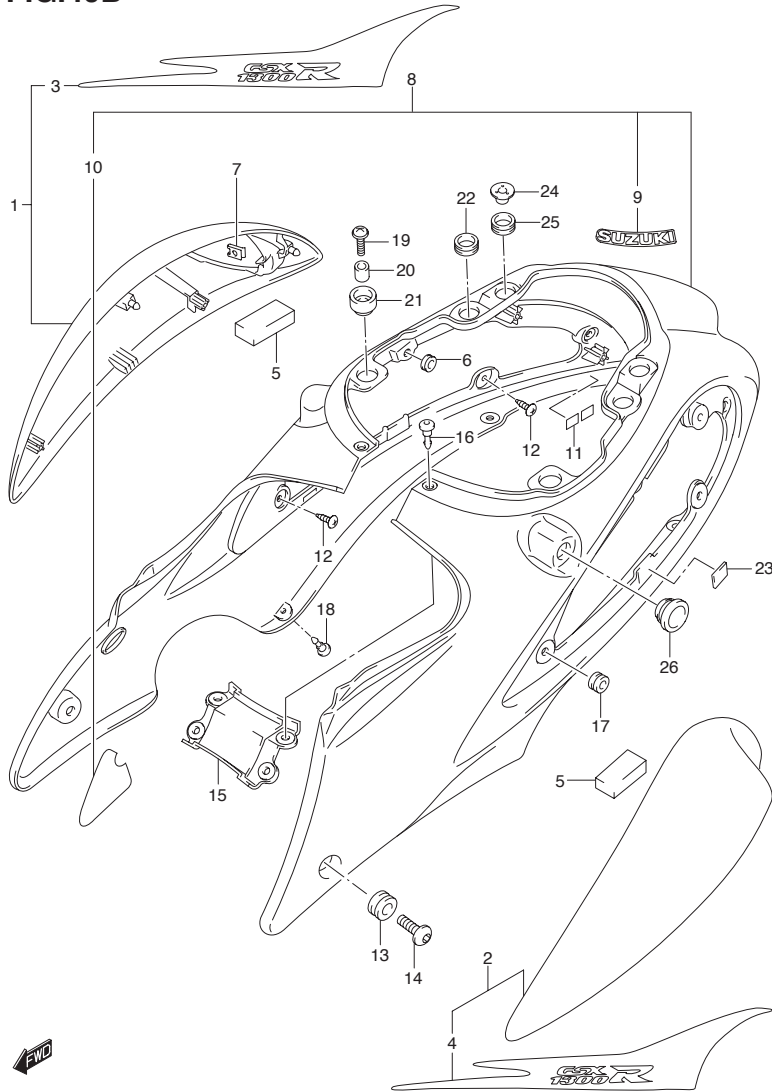


FIG.40B (G-5) FRAME COVER (MODEL L0)

REF NO.	PART NO.	DESCRIPTION	Q'TY	REMARKS
12	09136-05062	SCREW, FRAME COVER	6	
13	09320-09016	CUSHION	2	
14	09139-06126	SCREW, SIDE FRONT	2	
15-1	47411-15H00-YAY	LID, CENTER (BLACK)	1	
15-2	47411-15H00-YKZ	LID, CENTER (BLUE)	1	
15-3	47411-15H00-YPA	LID, CENTER (WHITE)	1	
16	09409-06314-5PK	CLIP, LID (BLACK)	4	
17	09320-09016	CUSHION, SIDE	10	
18	09409-06329	CLIP, LOWER	4	
19	09136-06105	SCREW, UPPER FRONT	2	
20	09180-06288	SPACER	2	
21	47115-16G00	CUSHION, UPPER FRONT	2	
22	47191-24F00	CUSHION, UPPER CENTER	2	
23	33652-22D00	CUSHION, LOWER	2	
24	47190-24F21	WASHER, UPPER REAR	2	
25	47191-24F30	CUSHION, UPPER REAR	2	
26	47191-24F20	SPACER, SIDE CENTER	2	

FIG.41

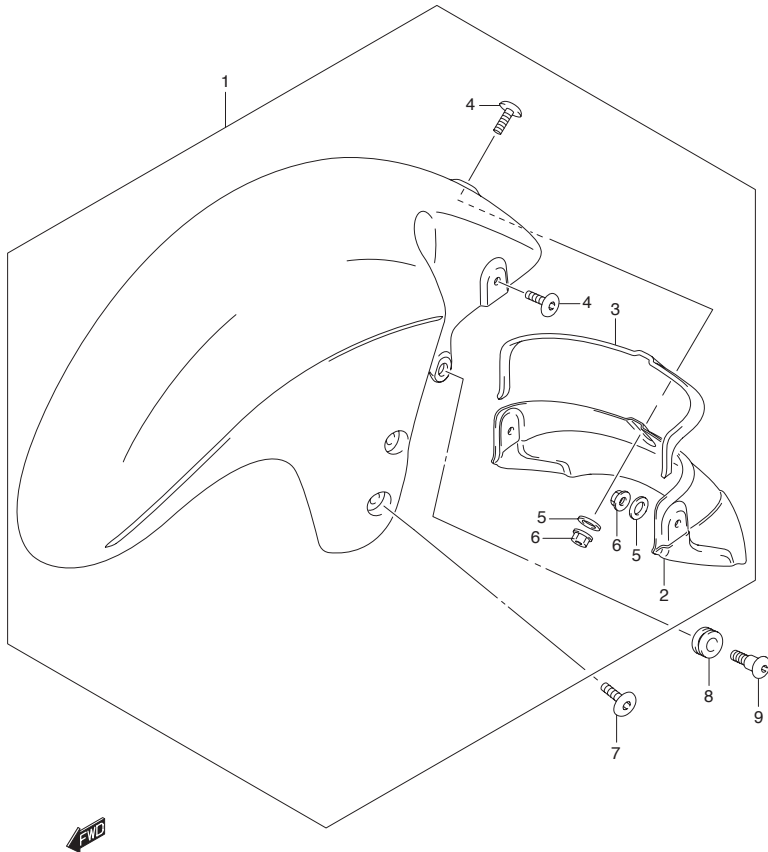


FIG.41 (G-6) FRONT FENDER

REF NO.	PART NO.	DESCRIPTION	Q'TY	REMARKS
1-1	53100-15H00-YHF	FENDER, FRONT (GRAY)	1	MODEL K8 FOR CZY
1-2	53100-15H00-YPA	FENDER, FRONT (WHITE)	1	MODEL K8 FOR EAH
1-3	53100-15H00-YAY	FENDER, FRONT (BLACK)	1	MODEL K8 FOR EAJ
1-4	53100-15H00-YKZ	FENDER, FRONT (BLUE)	1	MODEL K8 FOR EAK
1-5	53100-15H00-YAY	FENDER, FRONT (BLACK)	1	MODEL K9 FOR CZY
1-6	53100-15H00-YBD	FENDER, FRONT (WHITE)	1	MODEL K9 FOR FGF
1-7	53100-15H00-019	FENDER, FRONT (BLACK)	1	MODEL K9 FOR FGG
1-8	53100-15H00-YHG	FENDER, FRONT (GRAY)	1	MODEL K9 FOR GRF
1-9	53100-15H00-YAY	FENDER, FRONT (BLACK)	1	MODEL L0
1-10	53100-15H00-YKZ	FENDER, FRONT (BLUE)	1	MODEL L0
1-11	53100-15H00-YPA	FENDER, FRONT (WHITE)	1	MODEL L0
2	53331-15H00	·MUDGUARD, FRONT FENDER	1	
3	94424-05H00	·CUSHION	1	
4	09139-06129	·BOLT	3	
5	09160-06129	·WASHER	3	
6	08319-3106A	·NUT	3	
7	09139-06131	SCREW, FRONT	4	
8	09320-09016	CUSHION	2	
9	09139-06146	SCREW, REAR	2	

COLOR : CZY=YAY (BLACK) , YHF (GRAY)
 : EAH=YPA (WHITE) , YMD (SILVER)
 : EAJ=YAY (BLACK) , YME (ORANGE)
 : EAK=YAY (BLACK) , YKZ (BLUE)
 : FGF=YBD (WHITE) , YMD (SILVER)
 : FGG=019 (BLACK) , YMG (GOLD)
 : GRF=YHG (GRAY) , YMD (SILVER)

FIG.42

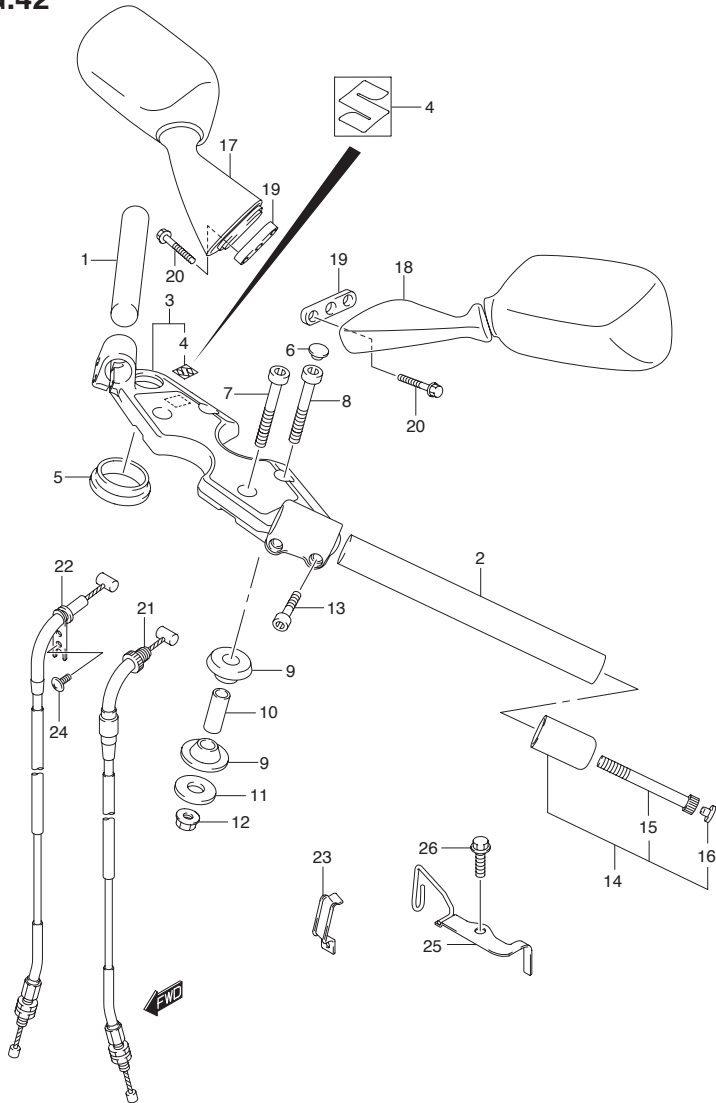


FIG.42 (G-7) HANDLEBAR

REF NO.	PART NO.	DESCRIPTION	Q'TY	REMARKS
1	56111-15H00	HANDLEBAR, RH	1	
2	56151-15H00	HANDLEBAR, LH	1	
3	56210-15H00	HOLDER, HANDLE	1	
4	68281-35F00	·EMBLEM	1	
5	56247-24F00	CUSHION, HANDLE HOLDER	2	
6	56246-24F00	CAP, BOLT	4	
7	07130-1065B	BOLT, FRONT	2	
8	07130-1060A	BOLT	2	
9	56240-01D00	CUSHION	8	
10	56243-01D00	SPACER	4	
11	09160-10094	WASHER	4	
12	08319-3110A	NUT	4	
13	09106-06090	BOLT, CLAMP	4	
14	56200-15830	BALANCER SET, HANDLEBAR	2	
15	07130-0660B	·BOLT	2	
16	09250-05009	·CAP	2	
17	56500-24F00	MIRROR ASSY, REAR VIEW RH	1	
18	56600-24F00	MIRROR ASSY, REAR VIEW LH	1	
19	94576-24F00	CUSHION	2	
20	01547-0630B	BOLT	4	
21	58300-15H00	CABLE ASSY, THROTTLE NO.1	1	
22	58300-15H10	CABLE ASSY, THROTTLE NO.2	1	
23	58623-24F10	GUIDE, CABLE	1	
24	09125-05042	SCREW, CASE	1	
25	58620-15H00	GUIDE, CABLE	1	
26	01547-0612B	BOLT	1	

FIG.43

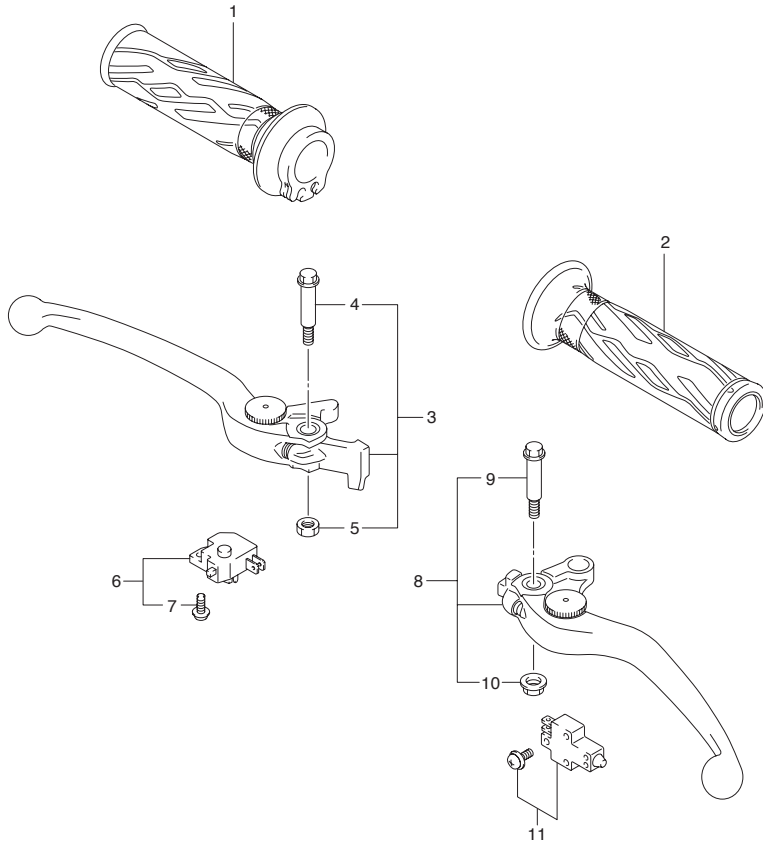


FIG.43 (G-8) HANDLE LEVER

REF NO.	PART NO.	DESCRIPTION	Q'TY	REMARKS
1	57110-21H01	GRIP, THROTTLE	1	
2	57211-21H00	GRIP, L	1	
3-1	57300-14G20	LEVER ASSY, BRAKE	1	MODEL K8/K9
3-2	57300-10G30	LEVER ASSY, BRAKE	1	MODEL L0
4	57431-17H00	·BOLT, LEVER PIVOT	1	
5	08319-2106A	·NUT, LEVER PIVOT	1	
6	57460-17C11	SWITCH ASSY, FRONT BRAKE	1	
7	57465-17C00	·SCREW	1	
8	57500-24F20	LEVER ASSY, CLUTCH	1	
9	57431-17H00	·BOLT, LEVER PIVOT	1	
10	08316-1606B	·NUT, LEVER PIVOT	1	
11	57560-02FA0	SWITCH ASSY, CLUTCH	1	

4



FIG.44

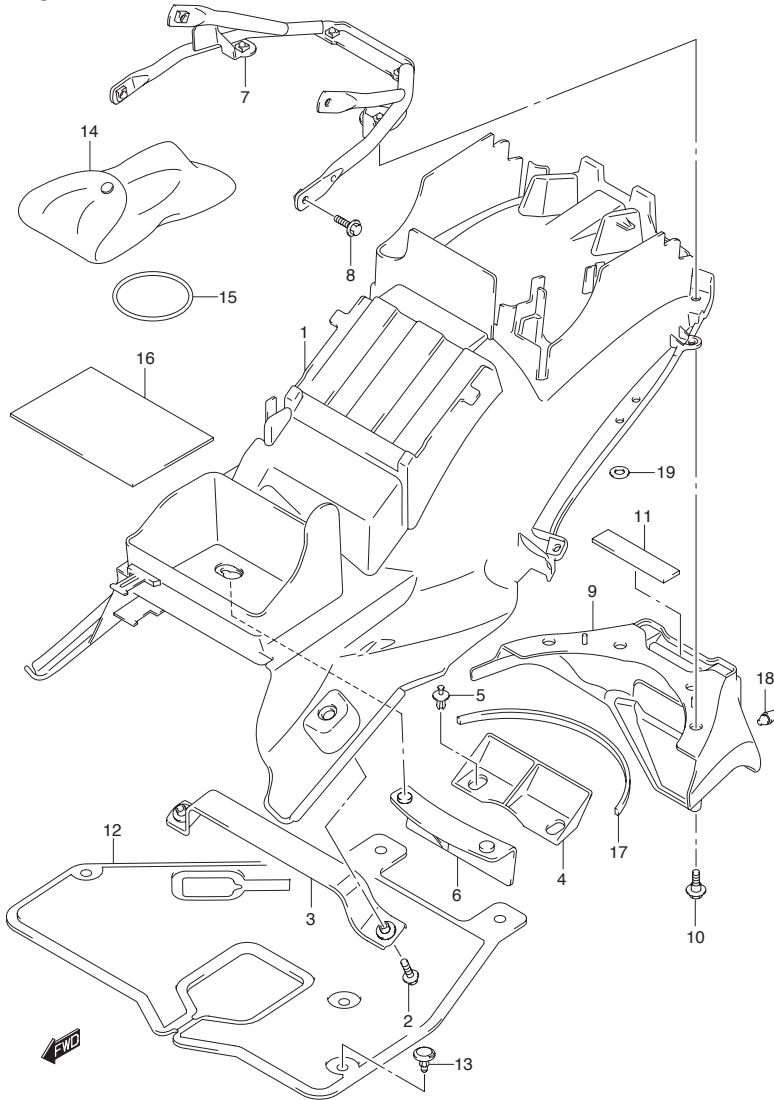


FIG.44 (G-9) REAR FENDER

REF NO.	PART NO.	DESCRIPTION	Q'TY	REMARKS
1	63111-15H00-291	FENDER, REAR (BLACK)	1	
2	01550-0616A	BOLT	2	
3	63130-15H00	BRACKET, FRONT	1	
4	63411-24F00	MUDGUARD, REAR	1	
5	09409-07333	CLIP	2	
6	63421-24F00	MUDGUARD, REAR UPPER	1	
7	63120-15H00	BRACKET, REAR FENDER	1	
8	01550-0616A	BOLT	4	
9	63112-15H00-291	FENDER, REAR (BLACK)	1	
10	09111-06099	BOLT	4	
11	33652-49000	CUSHION	1	
12	47851-15H00	SHIELD, INNER	1	
13	94479-35F00	CLIP	1	
14	09800-21039	TOOL ASSY	1	
15	09280-61002	O RING	1	
16	63113-15H00	CUSHION, FENDER	1	
17	63192-16GA0	CUSHION, COVER	1	
18	09321-06028	CUSHION, LICENSE PLATE	1	
19	09160-06126	WASHER, SIDE BRACKET	4	

FIG.45

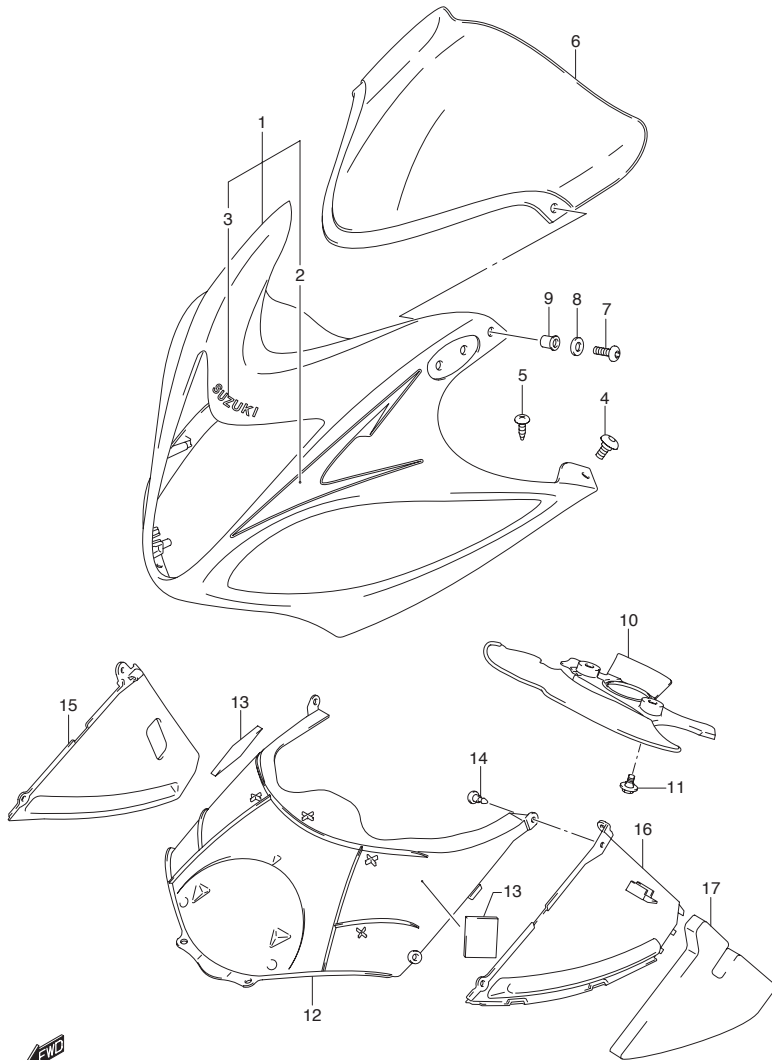


FIG.45 (G-10) COWLING BODY (MODEL K8)

REF NO.	PART NO.	DESCRIPTION	Q'TY	REMARKS
1-1	94401-15H00-YHF	BODY, COWLING (GRAY)	1	FOR CZY
1-2	94401-15H00-YPA	BODY, COWLING (WHITE)	1	FOR EAH
1-3	94401-15H00-YME	BODY, COWLING (ORANGE)	1	FOR EAJ
1-4	94401-15H00-YKZ	BODY, COWLING (BLUE)	1	FOR EAK
2-1	68270-15H00-CVN	-TAPE SET	1	FOR YHF
2-2	68270-15H00-EYC	-TAPE SET	1	FOR YPA
2-3	68270-15H00-EYK	-TAPE SET	1	FOR YME
2-4	68270-15H00-EYD	-TAPE SET	1	FOR YKZ
3-1	68281-24F10-YD8	-EMBLEM (SILVER)	1	FOR YHF, YKZ
3-2	68281-24F10-019	-EMBLEM (BLACK)	1	FOR YPA, YME
4	09139-05077	SCREW	2	
5	03541-0516B	SCREW, INTAKE PIPE	2	
6	94611-15H00	WINDSCREEN	1	
7	09139-05025	SCREW, SCREEN	2	
8	08322-0105B	WASHER	2	
9	09159-05019	NUT	2	
10	94458-15H00	COVER, LOWER BRACKET	1	
11	63161-43E00	BOLT	2	
12	94419-15H00	COVER, BODY COWL	1	
13	36930-82010	CUSHION, COVER	2	
14	09409-06314-5PK	CLIP (BLACK)	6	
15	94461-15H00	COWL, INNER RH	1	
16	94462-15H00	COWL, INNER LH	1	
17	94463-15H00	CUSHION, LH	1	

COLOR : CZY=YAY (BLACK) , YHF (GRAY)
 : EAH=YPA (WHITE) , YMD (SILVER)
 : EAJ=YAY (BLACK) , YME (ORANGE)
 : EAK=YAY (BLACK) , YKZ (BLUE)

REFER TO FIG.45A (G-11) FOR MODEL K9
 REFER TO FIG.45B (G-12) FOR MODEL L0

FIG.45A

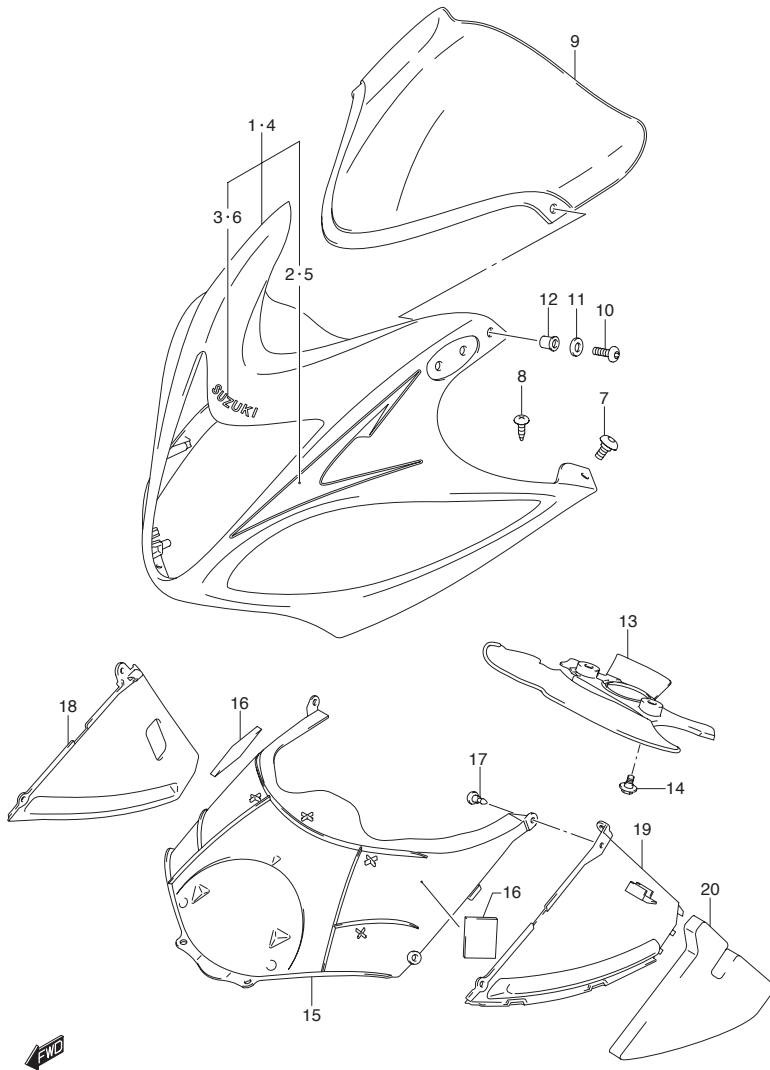


FIG.45A (G-11) COWLING BODY (MODEL K9)

REF NO.	PART NO.	DESCRIPTION	Q'TY	REMARKS
1-1	94401-15H00-YAY	BODY, COWLING (BLACK)	1	FOR CZY
1-2	94401-15H00-YMGBODY,	COWLING (GOLD)	1	FOR FGG
1-3	94401-15H00-YHG	BODY, COWLING (GRAY)	1	FOR GRF
2-1	68270-15H00-GEK	·TAPE SET	1	FOR YAY
2-2	68270-15H00-GLC	·TAPE SET	1	FOR YMG
2-3	68270-15H00-CUK	·TAPE SET	1	FOR YKZ
3-1	68281-24F10-YD8	·EMBLEM (SILVER)	1	FOR YAY, YHG
3-2	68281-24F10-019	·EMBLEM (BLACK)	1	FOR YMG
4	94401-15H10-YBD	BODY, COWLING (WHITE)	1	FOR FGF
5	68270-15H10-GLR	·TAPE SET	1	
6	68281-24F10-019	·EMBLEM (BLACK)	1	
7	09139-05077	SCREW	2	
8	03541-0516B	SCREW, INTAKE PIPE	2	
9	94611-15H00	WINDSCREEN	1	
10	09139-05025	SCREW, SCREEN	2	
11	08322-0105B	WASHER	2	
12	09159-05019	NUT	2	
13	94458-15H00	COVER, LOWER BRACKET	1	
14	63161-43E00	BOLT	2	
15	94419-15H00	COVER, BODY COWL	1	
16	36930-82010	CUSHION, COVER	2	
17	09409-06314-5PK	CLIP (BLACK)	6	
18	94461-15H00	COWL, INNER RH	1	
19	94462-15H00	COWL, INNER LH	1	
20	94463-15H00	CUSHION, LH	1	

COLOR : CZY=YAY (BLACK) , YHF (GRAY)
 : FGG=019 (BLACK) , YMG (GOLD)
 : GRF=YHG (GRAY) , YMD (SILVER)
 : FGF=YBD (WHITE) , YMD (SILVER)

REFER TO FIG.45B (G-12) FOR MODEL L0

FIG.45B

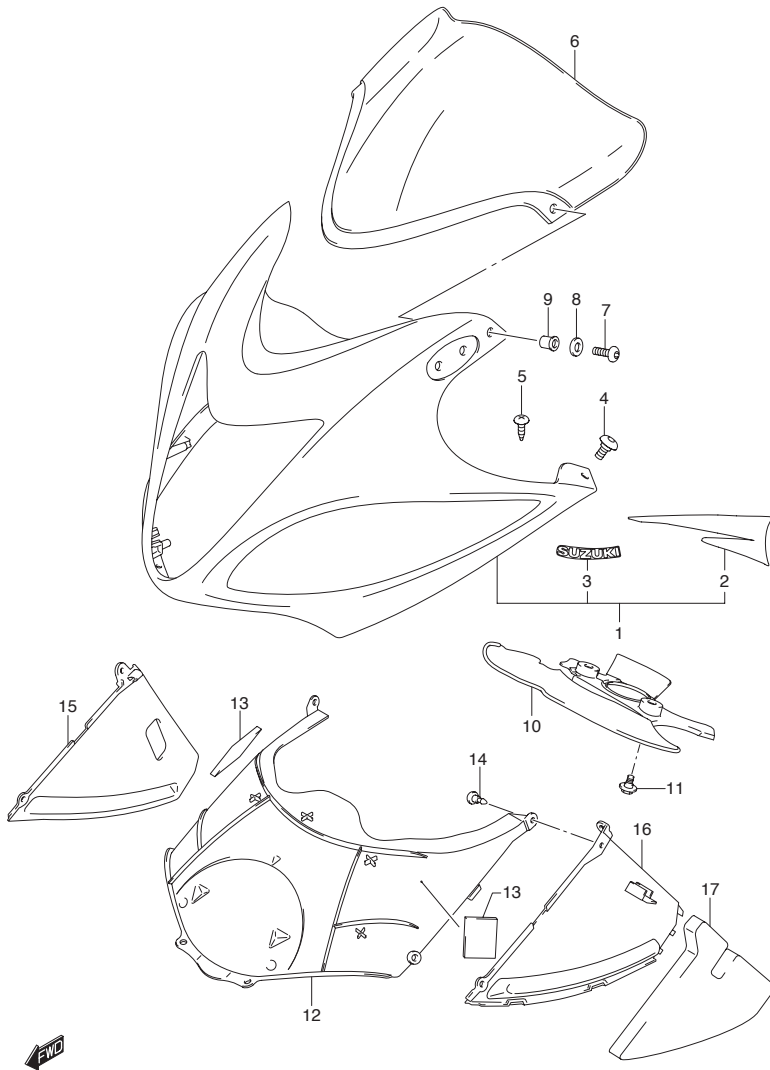


FIG.45B (G-12) COWLING BODY (MODEL L0)

REF NO.	PART NO.	DESCRIPTION	Q'TY	REMARKS
1-1	94401-15H20-YAY	BODY, COWLING (BLACK)	1	
1-2	94401-15H20-YKZ	BODY, COWLING (BLUE)	1	
1-3	94401-15H20-YPA	BODY, COWLING (WHITE)	1	
2-1	68270-15H20-HUZ	·TAPE SET	1	FOR YAY
2-2	68270-15H20-YSF	·TAPE SET	1	FOR YKZ
2-3	68270-15H20-YWB	·TAPE SET	1	FOR YPA
3-1	68281-24F10-YD8	·EMBLEM (SILVER)	1	FOR YAY,YKZ
3-2	68281-24F10-019	·EMBLEM (BLACK)	1	FOR YPA
4	09139-05077	SCREW	2	
5	03541-0516B	SCREW, INTAKE PIPE	2	
6	94611-15H00	WINDSCREEN	1	
7	09139-05025	SCREW, SCREEN	2	
8	08322-0105B	WASHER	2	
9	09159-05019	NUT	2	
10	94458-15H00	COVER, LOWER BRACKET	1	
11	63161-43E00	BOLT	2	
12	94419-15H00	COVER, BODY COWL	1	
13	36930-60A10	CUSHION, COVER	2	
14	09409-06314-5PK	CLIP (BLACK)	6	
15	94461-15H00	COWL, INNER RH	1	
16	94462-15H00	COWL, INNER LH	1	
17	94463-15H00	CUSHION, LH	1	

FIG.46

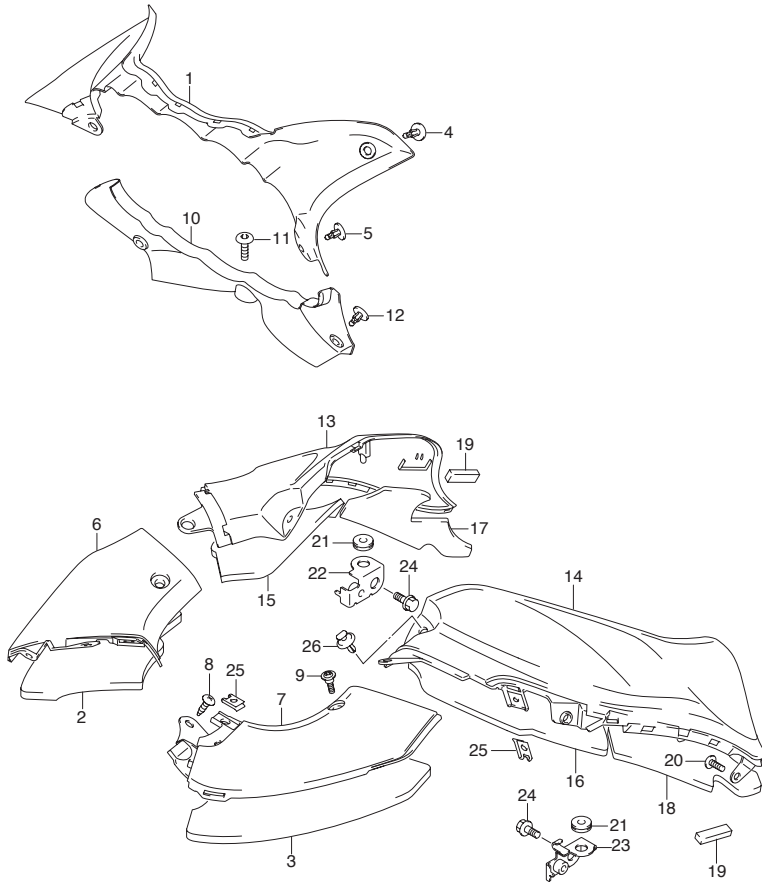


FIG.46 (G-13) METER PANEL

REF NO.	PART NO.	DESCRIPTION	Q'TY	REMARKS
1	94424-15H00	PANEL, METER UPPER	1	
2	94643-15H00	CUSHION, RH	1	
3	94644-15H00	CUSHION, LH	1	
4	09409-06314-5PK	CLIP (BLACK)	2	
5	09409-07333	CLIP	2	
6	94641-15H00	PANEL, METER RH	1	
7	94651-15H00	PANEL, METER LH	1	
8	03241-1516B	SCREW, CENTER	2	
9	09139-05504	SCREW, SIDE	2	
10	94425-15H00	PANEL, METER REAR	1	
11	09139-05503	SCREW	1	
12	09409-08327	CLIP	2	
13	94621-15H00	PANEL, SIDE RH	1	
14	94631-15H00	PANEL, SIDE LH	1	
15	94622-15H00	CUSHION, FRONT RH	1	
16	94632-15H00	CUSHION, FRONT LH	1	
17	94623-15H00	CUSHION, REAR RH	1	
18	94633-15H00	CUSHION, REAR LH	1	
19	33652-02H00	CUSHION	2	
20	03541-0516B	SCREW, SIDE	4	
21	09320-08018	CUSHION	2	
22	94520-24F00	BRACKET, RH	1	
23	94530-24F00	BRACKET, LH	1	
24	01550-0620B	BOLT, BRACKET	3	
25	94484-24F00	NUT	2	
26	09409-07332	CLIP	2	

FIG.47

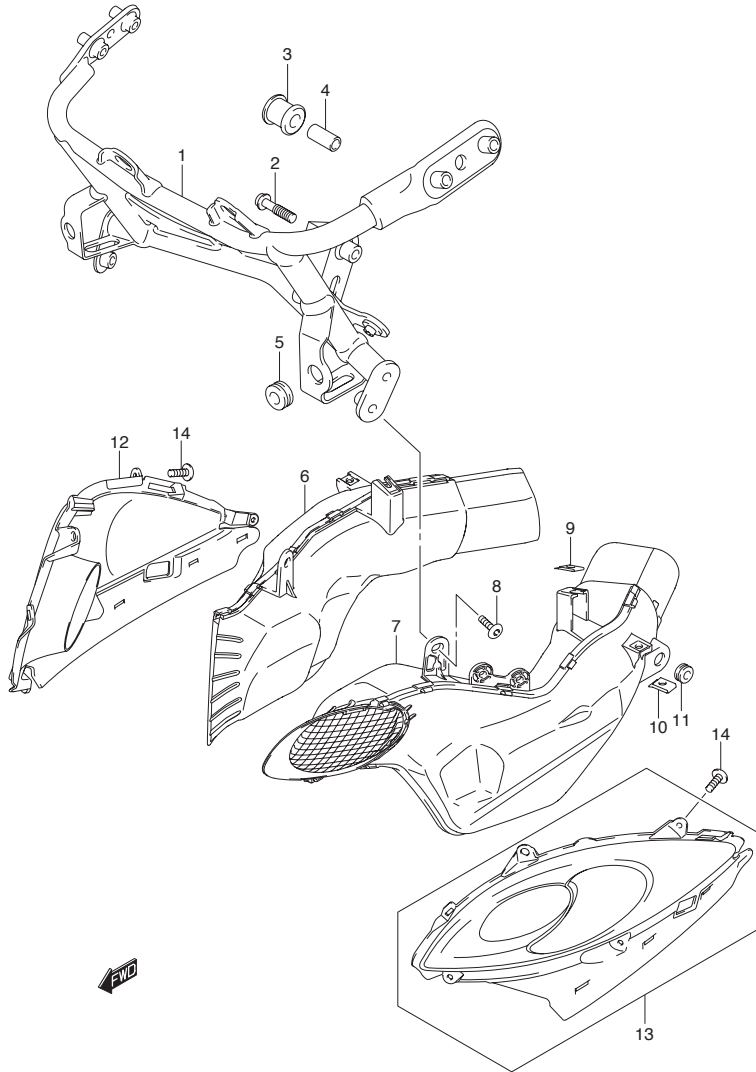


FIG.47 (H-2) AIR INTAKE PIPE (MODEL K8)

REF NO.	PART NO.	DESCRIPTION	Q'TY	REMARKS
1	94510-15H00	BRACE, COWLING	1	
2	09103-08367	BOLT, BRACE	2	
3	94541-41C00	CUSHION, UPPER	1	
4	09180-08215	SPACER, UPER	1	
5	09320-08028	CUSHION, HEADLAMP	2	
6	94420-15H00	PIPE, INTAKE RH	1	
7	94430-15H00	PIPE, INTAKE LH	1	
8	94423-15H00	SCREW	2	
9	94484-24F00	NUT, METER PANEL	2	
10	09148-05038	NUT, REAR	2	
11	09320-08028	CUSHION, SIDE	2	
12-1	94671-15H00-YHF	COVER, INTAKE RH (GRAY)	1	FOR CZY
12-2	94671-15H00-YPA	COVER, INTAKE RH (WHITE)	1	FOR EAH
12-3	94671-15H00-YME	COVER, INTAKE RH (ORANGE)	1	FOR EAJ
12-4	94671-15H00-YKZ	COVER, INTAKE RH (BLUE)	1	FOR EAK
13-1	94681-15H00-YHF	COVER, INTAKE LH (GRAY)	1	FOR CZY
13-2	94681-15H00-YPA	COVER, INTAKE LH (WHITE)	1	FOR EAH
13-3	94681-15H00-YME	COVER, INTAKE LH (ORANGE)	1	FOR EAJ
13-4	94681-15H00-YKZ	COVER, INTAKE LH (BLUE)	1	FOR EAK
14	03541-0516B	SCREW	10	

COLOR : CZY=YAY (BLACK) , YHF (GRAY)
 : EAH=YPA (WHITE) , YMD (SILVER)
 : EAJ=YAY (BLACK) , YME (ORANGE)
 : EAK=YAY (BLACK) , YKZ (BLUE)

REFER TO FIG.47A (H-3) FOR MODEL K9
 REFER TO FIG.47B (H-4) FOR MODEL L0

FIG.47A

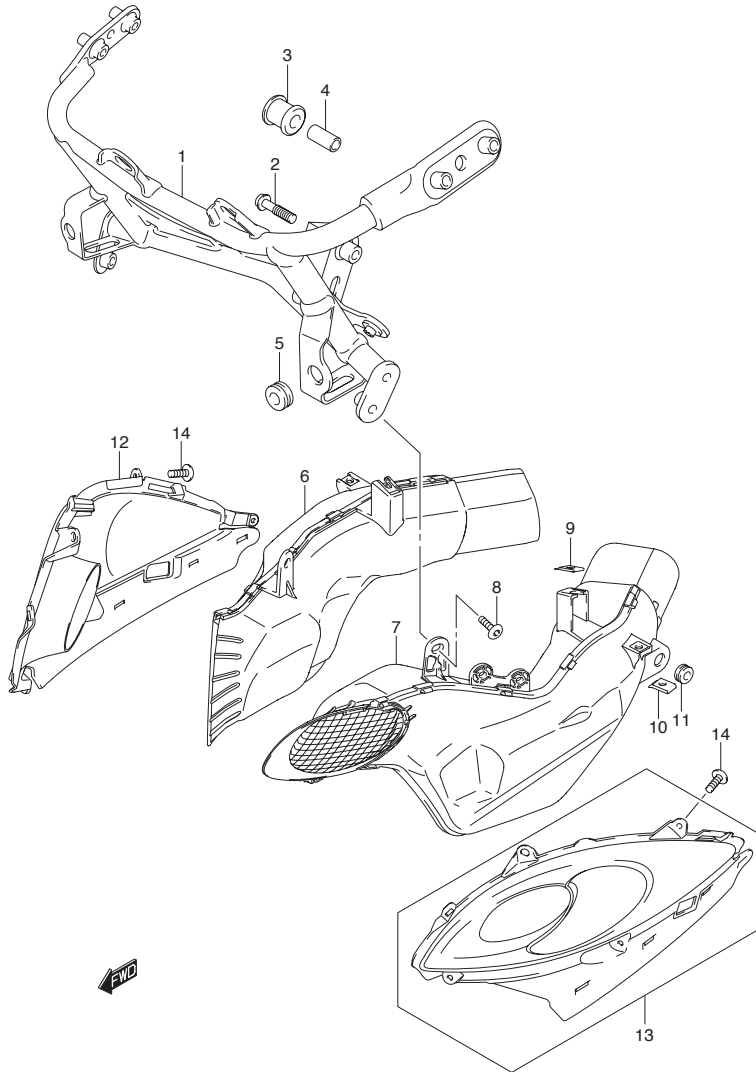


FIG.47A (H-3) AIR INTAKE PIPE (MODEL K9)

REF NO.	PART NO.	DESCRIPTION	Q'TY	REMARKS
1	94510-15H00	BRACE, COWLING	1	
2	09103-08367	BOLT, BRACE	2	
3	94541-41C00	CUSHION, UPPER	1	
4	09180-08215	SPACER, UPER	1	
5	09320-08028	CUSHION, HEADLAMP	2	
6	94420-15H00	PIPE, INTAKE RH	1	
7	94430-15H00	PIPE, INTAKE LH	1	
8	94423-15H00	SCREW	2	
9	94484-24F00	NUT, METER PANEL	2	
10	09148-05038	NUT, REAR	2	
11	09320-08028	CUSHION, SIDE	2	
12-1	94671-15H00-YAY	COVER, INTAKE RH (BLACK)	1	FOR CZY
12-2	94671-15H00-YBD	COVER, INTAKE RH (WHITE)	1	FOR FGF
12-3	94671-15H00-YMG	COVER, INTAKE RH (GOLD)	1	FOR FGG
12-4	94671-15H00-YHG	COVER, INTAKE RH (GRAY)	1	FOR GRF
13-1	94681-15H00-YAY	COVER, INTAKE LH (BLACK)	1	FOR CZY
13-2	94681-15H00-YBD	COVER, INTAKE LH (WHITE)	1	FOR FGF
13-3	94681-15H00-YMG	COVER, INTAKE LH (GOLD)	1	FOR FGG
13-4	94681-15H00-YHG	COVER, INTAKE LH (GRAY)	1	FOR GRF
14	03541-0516B	SCREW	10	

COLOR : CZY=YAY (BLACK) , YHF (GRAY)
 : FGF=YBD (WHITE) , YMD (SILVER)
 : FGG=019 (BLACK) , YMG (GOLD)
 : GRF=YHG (GRAY) , YMD (SILVER)

REFER TO FIG.47B (H- 4) FOR MODEL L0

FIG.47B

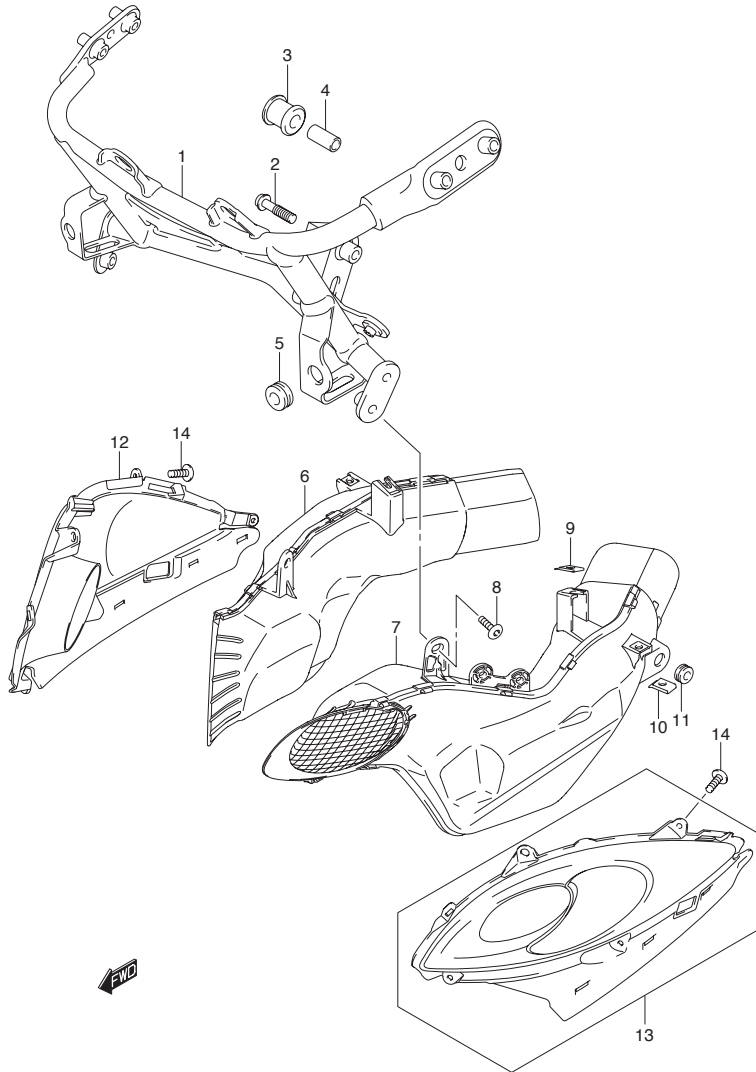


FIG.47B (H-4) AIR INTAKE PIPE (MODEL L0)

REF NO.	PART NO.	DESCRIPTION	Q'TY	REMARKS
1	94510-15H00	BRACE, COWLING	1	
2	09103-08367	BOLT, BRACE	2	
3	94541-41C00	CUSHION, UPPER	1	
4	09180-08215	SPACER, UPER	1	
5	09320-08028	CUSHION, HEADLAMP	2	
6	94420-15H00	PIPE, INTAKE RH	1	
7	94430-15H00	PIPE, INTAKE LH	1	
8	94423-15H00	SCREW	2	
9	94484-24F00	NUT, METER PANEL	2	
10	09148-05038	NUT, REAR	2	
11	09320-08028	CUSHION, SIDE	2	
12-1	94671-15H00-YAY	COVER, INTAKE RH (BLACK)	1	
12-2	94671-15H00-YKZ	COVER, INTAKE RH (BLUE)	1	
12-3	94671-15H00-YPA	COVER, INTAKE RH (WHITE)	1	
13-1	94681-15H00-YAY	COVER, INTAKE LH (BLACK)	1	
13-2	94681-15H00-YKZ	COVER, INTAKE LH (BLUE)	1	
13-3	94681-15H00-YPA	COVER, INTAKE LH (WHITE)	1	
14	03541-0516B	SCREW	10	

4

FIG.48

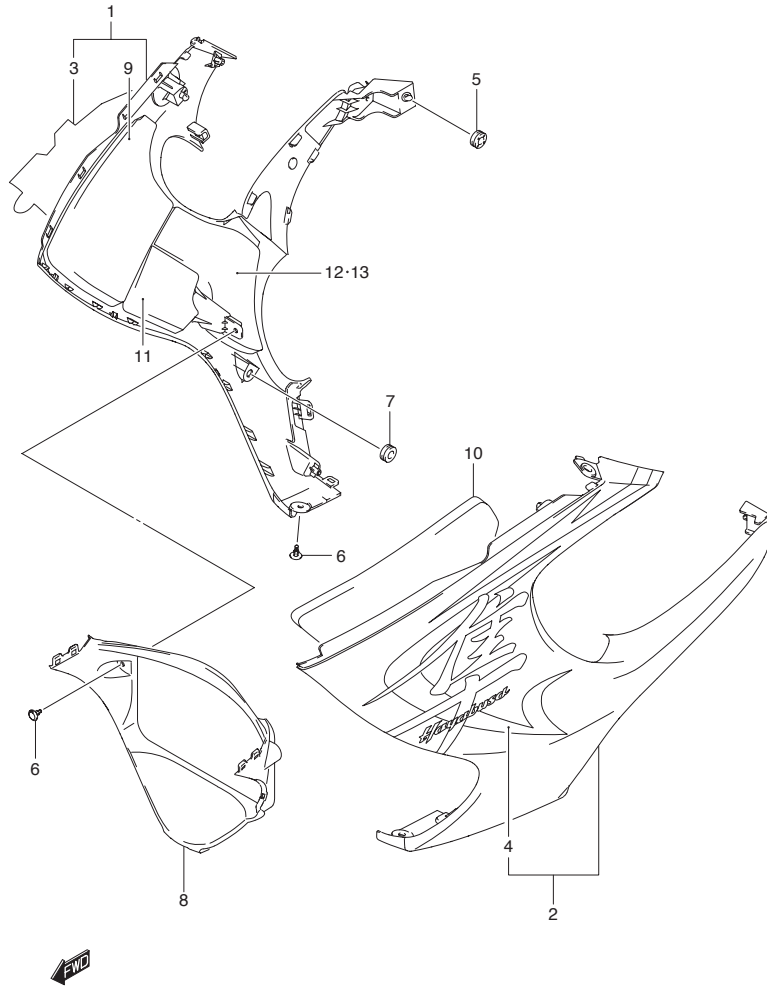


FIG.48 (H-5) SIDE COWLING (MODEL K8)

REF NO.	PART NO.	DESCRIPTION	Q'TY	REMARKS
1-1	94450-15H00-YHF	COWLING, SIDE RH (GRAY)	1	FOR CZY
1-2	94450-15H00-YPA	COWLING, SIDE RH (WHITE)	1	FOR EAH
1-3	94450-15H00-YME	COWLING, SIDE RH (ORANGE)	1	FOR EAJ
1-4	94450-15H00-YKZ	COWLING, SIDE RH (BLUE)	1	FOR EAK
2-1	94460-15H00-YHF	COWLING, SIDE LH (GRAY)	1	FOR CZY
2-2	94460-15H00-YPA	COWLING, SIDE LH (WHITE)	1	FOR EAH
2-3	94460-15H00-YME	COWLING, SIDE LH (ORANGE)	1	FOR EAJ
2-4	94460-15H00-YKZ	COWLING, SIDE LH (BLUE)	1	FOR EAK
3-1	68680-15H00-EYL	·TAPE SET, RH	1	FOR YHF
3-2	68680-15H00-EYM	·TAPE SET, RH	1	FOR YPA
3-3	68680-15H00-EYN	·TAPE SET, RH	1	FOR YME
3-4	68680-15H00-EYP	·TAPE SET, RH	1	FOR YKZ
4-1	68690-15H00-EYL	·TAPE SET, LH	1	FOR YHF
4-2	68690-15H00-EYM	·TAPE SET, LH	1	FOR YPA
4-3	68690-15H00-EYN	·TAPE SET, LH	1	FOR YME
4-4	68690-15H00-EYP	·TAPE SET, LH	1	FOR YKZ
5	09320-08028	CUSHION, UPPER	2	
6	94479-35F00	CLIP	2	
7	09321-10018	CUSHION, LOWER	2	
8	94498-15H00	COWLING, UNDER CENTER	1	
9	94476-15H00	CUSHION, SIDE UPPER RH	1	
10	94486-15H00	CUSHION, SIDE UPPER LH	1	
11	94476-15H10	CUSHION, SIDE LOWER	2	
12	94474-15H00	SHIELD, SIDE RH	1	
13	94484-15H00	SHIELD, SIDE LH	1	

COLOR : CZY=YAY (BLACK) , YHF (GRAY)
 : EAH=YPA (WHITE) , YMD (SILVER)
 : EAJ=YAY (BLACK) , YME (ORANGE)
 : EAK=YAY (BLACK) , YKZ (BLUE)

REFER TO FIG.48A (H- 6) FOR MODEL K9
 REFER TO FIG.48B (H- 7) FOR MODEL L0

FIG.48A

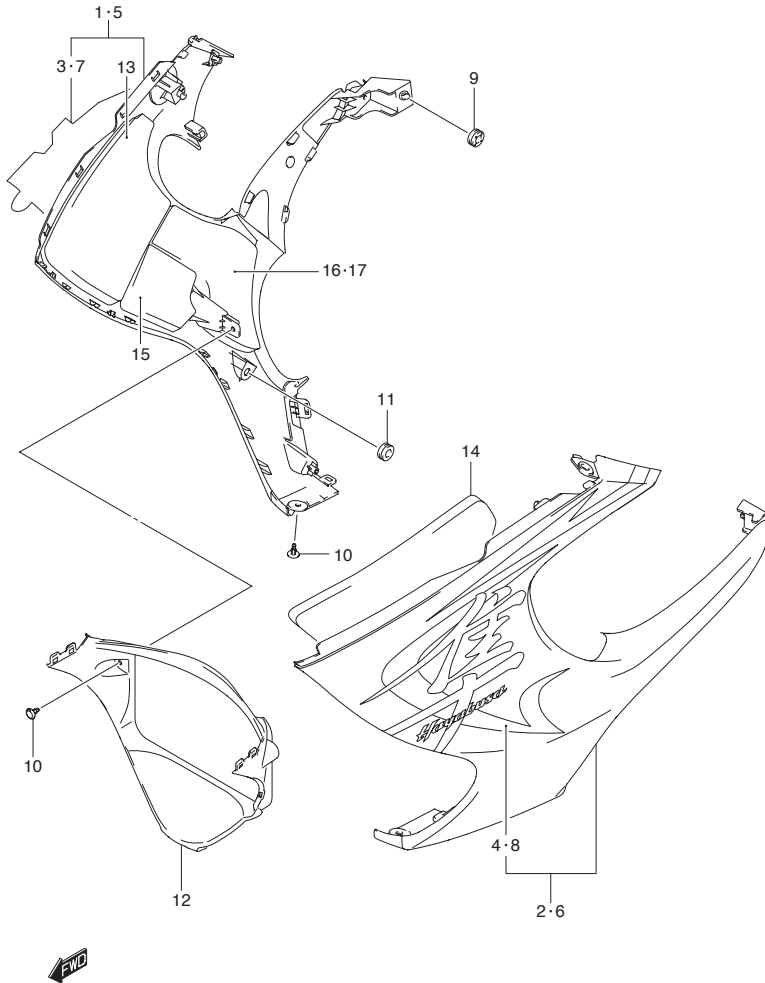


FIG.48A (H-6) SIDE COWLING (MODEL K9)

REF NO.	PART NO.	DESCRIPTION	Q'TY	REMARKS
1-1	94450-15H00-YAY	COWLING, SIDE RH (BLACK)	1	FOR CZY
1-2	94450-15H00-YMG	COWLING, SIDE RH (GOLD)	1	FOR FGG
1-3	94450-15H00-YHG	COWLING, SIDE RH (GRAY)	1	FOR GRF
2-1	94460-15H00-YAY	COWLING, SIDE LH (BLACK)	1	FOR CZY
2-2	94460-15H00-YMG	COWLING, SIDE LH (GOLD)	1	FOR FGG
2-3	94460-15H00-YHG	COWLING, SIDE LH (GRAY)	1	FOR GRF
3-1	68680-15H00-GLD	·TAPE SET, RH	1	FOR YAY
3-2	68680-15H00-GLF	·TAPE SET, RH	1	FOR YMG
3-3	68680-15H00-GLE	·TAPE SET, RH	1	FOR YHG
4-1	68690-15H00-GLD	·TAPE SET, LH	1	FOR YAY
4-2	68690-15H00-GLF	·TAPE SET, LH	1	FOR YMG
4-3	68690-15H00-GLE	·TAPE SET, LH	1	FOR YHG
5	94450-15H10-YBD	COWLING, SIDE RH (WHITE)	1	FOR FGF
6	94460-15H10-YBD	COWLING, SIDE LH (WHITE)	1	FOR FGF
7	68680-15H10-GUK	·TAPE SET, RH	1	
8	68690-15H10-GUK	·TAPE SET, LH	1	
9	09320-08028	CUSHION, UPPER	2	
10	94479-35F00	CLIP	2	
11	09321-10018	CUSHION, LOWER	2	
12	94498-15H00	COWLING, UNDER CENTER	1	
13	94476-15H00	CUSHION, SIDE UPPER RH	1	
14	94486-15H00	CUSHION, SIDE UPPER LH	1	
15	94476-15H10	CUSHION, SIDE LOWER	2	
16	94474-15H00	SHIELD, SIDE RH	1	
17	94484-15H00	SHIELD, SIDE LH	1	

COLOR : CZY=YAY (BLACK) , YHF (GRAY)
 : FGG=019 (BLACK) , YMG (GOLD)
 : GRF=YHG (GRAY) , YMD (SILVER)
 : FGF=YBD (WHITE) , YMD (SILVER)

REFER TO FIG.48B (H-7) FOR MODEL L0

FIG.48B

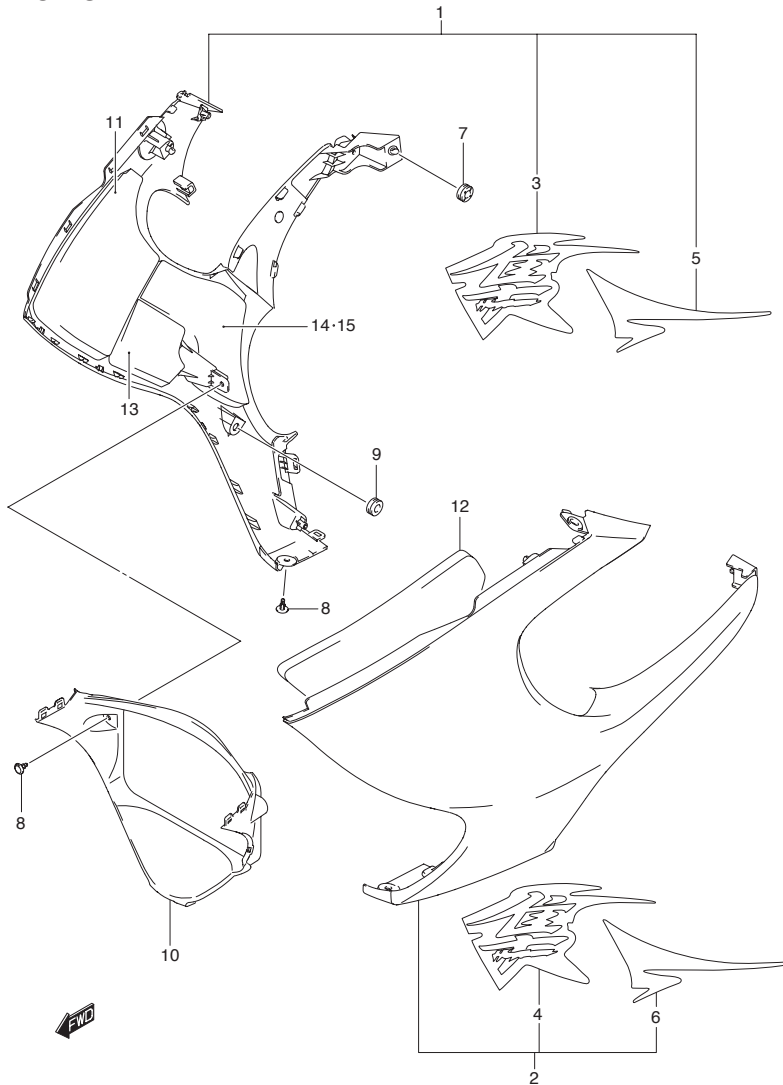


FIG.48B (H-7) SIDE COWLING (MODEL L0)

REF NO.	PART NO.	DESCRIPTION	Q'TY	REMARKS
1-1	94450-15H20-YAY	COWLING, SIDE RH (BLACK)	1	
1-2	94450-15H20-YKZ	COWLING, SIDE RH (BLUE)	1	
1-3	94450-15H20-YPA	COWLING, SIDE RH (WHITE)	1	
2-1	94460-15H20-YAY	COWLING, SIDE LH (BLACK)	1	
2-2	94460-15H20-YKZ	COWLING, SIDE LH (BLUE)	1	
2-3	94460-15H20-YPA	COWLING, SIDE LH (WHITE)	1	
3-1	68685-15H00-HWW	·TAPE, UPPER RH	1	FOR YAY
3-2	68685-15H00-HWY	·TAPE, UPPER RH	1	FOR YKZ
3-3	68685-15H00-HWZ	·TAPE, UPPER RH	1	FOR YPA
4-1	68695-15H00-HWW	·TAPE, UPPER LH	1	FOR YAY
4-2	68695-15H00-HWY	·TAPE, UPPER LH	1	FOR YKZ
4-3	68695-15H00-HWZ	·TAPE, UPPER LH	1	FOR YPA
5-1	68685-15H10-HUZ	·TAPE, LOWER RH	1	FOR YAY
5-2	68685-15H10-YSF	·TAPE, LOWER RH	1	FOR YKZ
5-3	68685-15H10-YWB	·TAPE, LOWER RH	1	FOR YPA
6-1	68695-15H10-HUZ	·TAPE, LOWER LH	1	FOR YAY
6-2	68695-15H10-YSF	·TAPE, LOWER LH	1	FOR YKZ
6-3	68695-15H10-YWB	·TAPE, LOWER LH	1	FOR YPA
7	09320-08028	CUSHION, UPPER	2	
8	94479-35F00	CLIP	2	
9	09321-10018	CUSHION, LOWER	2	
10	94498-15H00	COWLING, UNDER CENTER	1	
11	94476-15H00	CUSHION, SIDE UPPER RH	1	
12	94486-15H00	CUSHION, SIDE UPPER LH	1	
13	94476-15H10	CUSHION, SIDE LOWER	2	
14	94474-15H00	SHIELD, SIDE RH	1	
15	94484-15H00	SHIELD, SIDE LH	1	

FIG.49

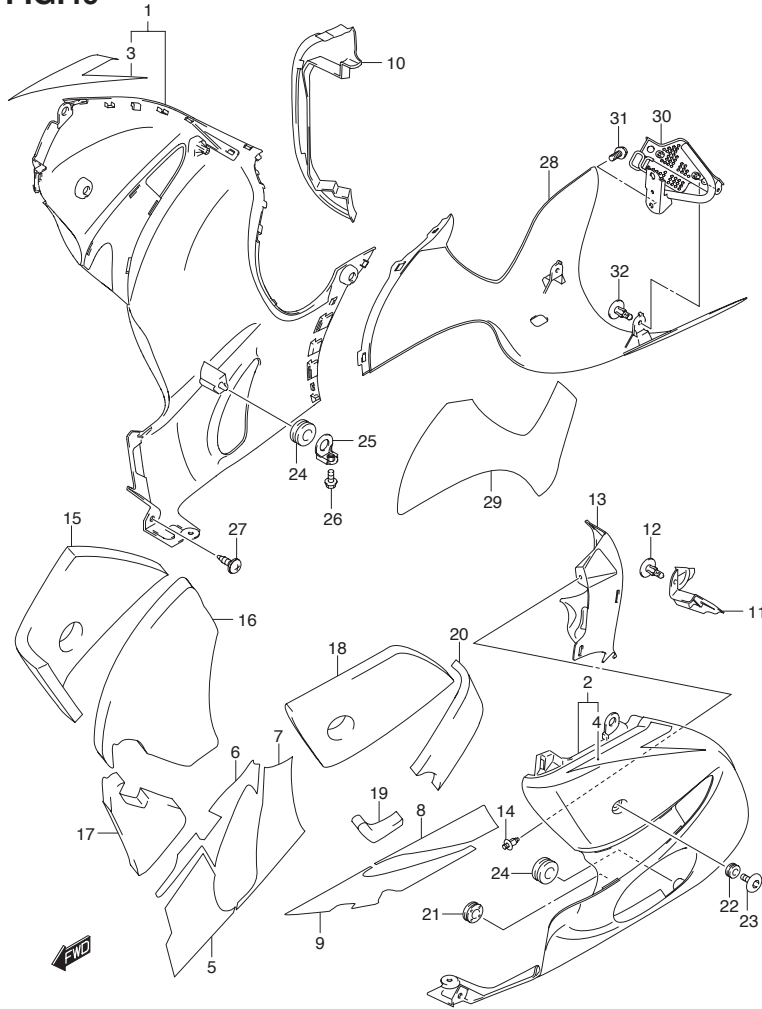


FIG.49 (H-8) UNDER COWLING (MODEL K8)

REF NO.	PART NO.	DESCRIPTION	Q'TY	REMARKS
1-1	94470-15H00-YAY	COWLING, UNDER RH (BLACK)	1	FOR CZY
1-2	94470-15H00-YMD	COWLING, UNDER RH (SILVER)	1	FOR EAH
1-3	94470-15H00-4CX	COWLING, UNDER RH (BLACK)	1	FOR EAJ
1-4	94470-15H00-4DX	COWLING, UNDER RH (BLACK)	1	FOR EAK
2-1	94480-15H00-YAY	COWLING, UNDER LH (BLACK)	1	FOR CZY
2-2	94480-15H00-YMD	COWLING, UNDER LH (SILVER)	1	FOR EAH
2-3	94480-15H00-4CX	COWLING, UNDER LH (BLACK)	1	FOR EAJ
2-4	94480-15H00-4DX	COWLING, UNDER LH (BLACK)	1	FOR EAK
3-1	68185-15H00-EYR	·TAPE, UNDER RH	1	FOR YAY
3-2	68185-15H00-EYS	·TAPE, UNDER RH	1	FOR YMD
3-3	68185-15H00-EYT	·TAPE, UNDER RH	1	FOR 4CX
3-4	68185-15H00-EYU	·TAPE, UNDER RH	1	FOR 4DX
4-1	68195-15H00-EYR	·TAPE, UNDER LH	1	FOR YAY
4-2	68195-15H00-EYS	·TAPE, UNDER LH	1	FOR YMD
4-3	68195-15H00-EYT	·TAPE, UNDER LH	1	FOR 4CX
4-4	68195-15H00-EYU	·TAPE, UNDER LH	1	FOR 4DX
5	94472-15H00	·SHIELD, HEAT FRONT RH	1	
6	94472-15H20	·SHIELD, HEAT CENTER RH	1	
7	94472-15H10	·SHIELD, HEAT REAR RH	1	
8	94482-15H00	·SHIELD, HEAT FRONT LH	1	
9	94482-15H10	·SHIELD, HEAT REAR LH	1	
10	94475-15H00	PROTECTOR, RH	1	
11	94485-15H00	PROTECTOR, RH	1	
12	94479-35F00	CLIP, LH	1	
13	94489-15H00	COVER, UNDER LH	1	
14	09409-06314-5PK	CLIP, LH (BLACK)	1	

COLOR : CZY=YAY (BLACK) , YHF (GRAY)
 : EAH=YPA (WHITE) , YMD (SILVER)
 : EAJ=YAY (BLACK) , YME (ORANGE)
 : EAK=YAY (BLACK) , YKZ (BLUE)

REFER TO FIG.49A (H-10) FOR MODEL K9
 REFER TO FIG.49B (H-12) FOR MODEL L0

FIG.49

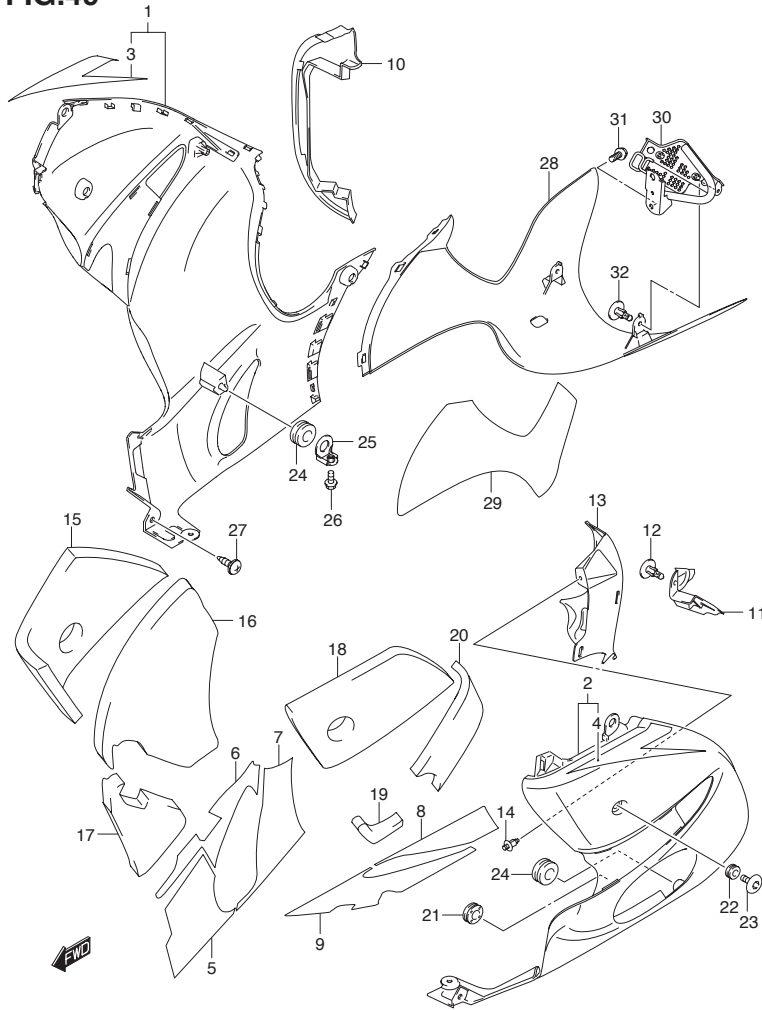


FIG.49 (H-9) UNDER COWLING (MODEL K8)

REF NO.	PART NO.	DESCRIPTION	Q'TY	REMARKS
15	94478-15H00	CUSHION, UPPER RH	1	
16	94478-15H10	CUSHION, CENER RH	1	
17	94478-15H20	CUSHION, REAR RH	1	
18	94488-15H00	CUSHION, UPPER LH	1	
19	94488-15H10	CUSHION, CENER LH	1	
20	94488-15H20	CUSHION, REAR LH	1	
21	94479-15H00	CUSHION, LH	1	
22	09320-09016	CUSHION, UPPER	3	
23	09139-06126	SCREW	4	
24	09320-08028	CUSHION, PLATE	2	
25	94560-15H00	PLATE, UNDER COWL	2	
26	01550-0612B	BOLT, PLATE	2	
27	03541-0516B	SCREW	6	
28-1	94661-15H00-YAY	COWLING, UNDER REAR (BLACK)	1	FOR CZY,EAJ,EAK
28-2	94661-15H00-YMD	COWLING, UNDER REAR (SILVER)	1	FOR EAH
29	94667-15H00	SHIELD, HEAT	1	
30	94540-15H00	BRACKET, REAR COWLING	1	
31	01550-0816B	BOLT	2	
32	94479-35F00	CLIP	2	

COLOR : CZY=YAY (BLACK) , YHF (GRAY)
 : EAH=YPA (WHITE) , YMD (SILVER)
 : EAJ=YAY (BLACK) , YME (ORANGE)
 : EAK=YAY (BLACK) , YKZ (BLUE)

REFER TO FIG.49A (H-10) FOR MODEL K9
 REFER TO FIG.49B (H-12) FOR MODEL L0

FIG.49A

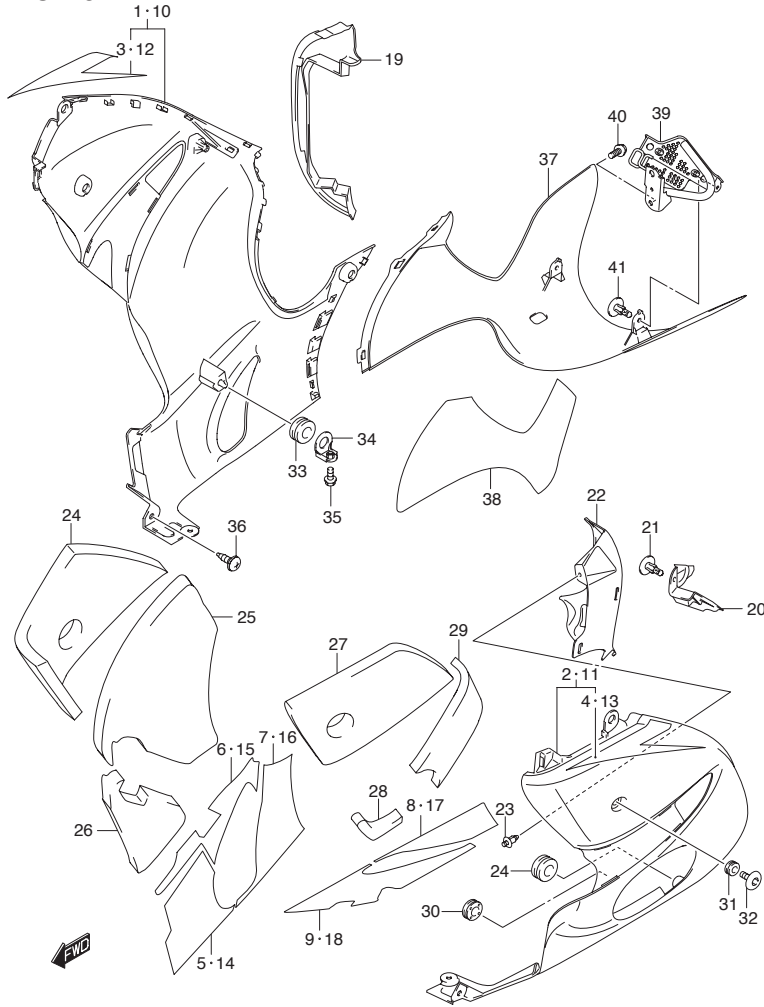


FIG.49A (H-10) UNDER COWLING (MODEL K9)

REF NO.	PART NO.	DESCRIPTION	Q'TY	REMARKS
1-1	94470-15H00-YHF	COWLING, UNDER RH (GRAY)	1	FOR CZY
1-2	94470-15H00-019	COWLING, UNDER RH (BLACK)	1	FOR FGG
1-3	94470-15H00-5JX	COWLING, UNDER RH (SILVER)	1	FOR GRF
2-1	94480-15H00-YHF	COWLING, UNDER LH (GRAY)	1	FOR CZY
2-2	94480-15H00-019	COWLING, UNDER LH (BLACK)	1	FOR FGG
2-3	94480-15H00-5JX	COWLING, UNDER LH (SILVER)	1	FOR GRF
3-1	68185-15H00-DWG	·TAPE, UNDER RH	1	FOR YHF
3-2	68185-15H00-GKY	·TAPE, UNDER RH	1	FOR 019
3-3	68185-15H00-FAA	·TAPE, UNDER RH	1	FOR 5JX
4-1	68195-15H00-DWG	·TAPE, UNDER LH	1	FOR YHF
4-2	68195-15H00-GKY	·TAPE, UNDER LH	1	FOR 019
4-3	68195-15H00-FAA	·TAPE, UNDER LH	1	FOR 5JX
5	94472-15H00	·SHIELD, HEAT FRONT RH	1	
6	94472-15H20	·SHIELD, HEAT CENTER RH	1	
7	94472-15H10	·SHIELD, HEAT REAR RH	1	
8	94482-15H00	·SHIELD, HEAT FRONT LH	1	
9	94482-15H10	·SHIELD, HEAT REAR LH	1	
10	94470-15H10-YMD	COWLING, UNDER RH (SILVER)	1	FOR FGG
11	94480-15H10-YMD	COWLING, UNDER LH (SILVER)	1	FOR FGG
12	68185-15H10-GUL	·TAPE, UNDER RH	1	
13	68195-15H10-GUL	·TAPE, UNDER LH	1	
14	94472-15H00	·SHIELD, HEAT FRONT RH	1	
15	94472-15H20	·SHIELD, HEAT CENTER RH	1	
16	94472-15H10	·SHIELD, HEAT REAR RH	1	
17	94482-15H00	·SHIELD, HEAT FRONT LH	1	
18	94482-15H10	·SHIELD, HEAT REAR LH	1	
19	94475-15H00	PROTECTOR, RH	1	
20	94485-15H00	PROTECTOR, RH	1	

COLOR : CZY=YAY (BLACK) , YHF (GRAY)
 : FGG=019 (BLACK) , YMG (GOLD)
 : GRF=YHG (GRAY) , YMD (SILVER)
 : FGF=YBD (WHITE) , YMD (SILVER)

REFER TO FIG.49B (H-12) FOR MODEL L0

FIG.49A

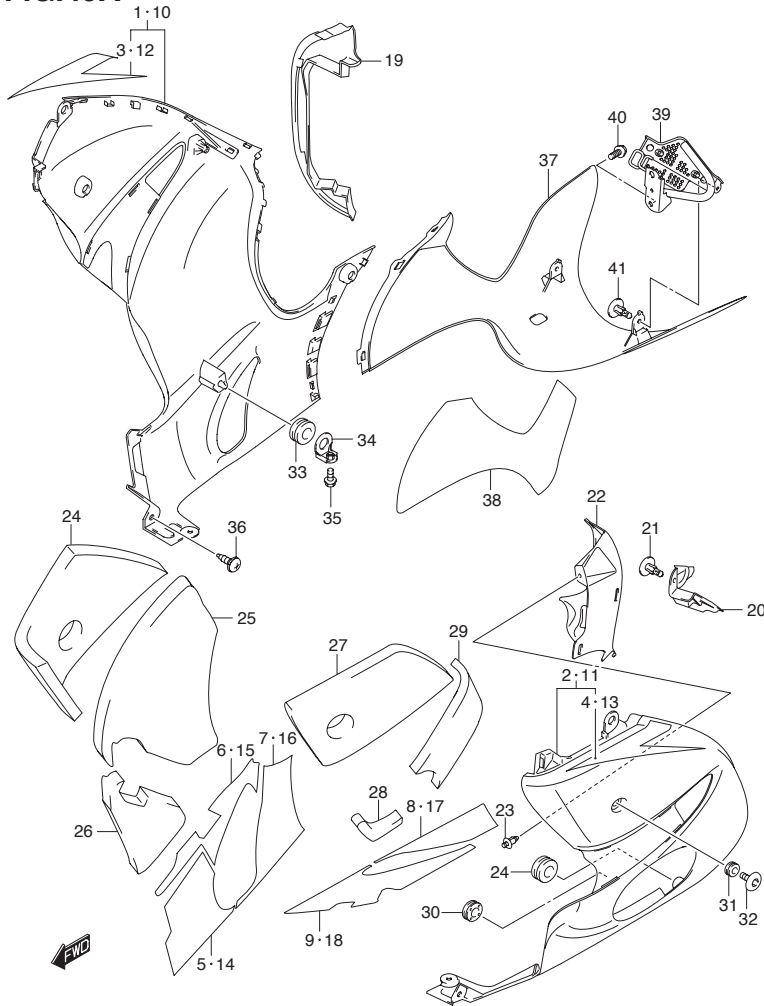


FIG.49A (H-11) UNDER COWLING (MODEL K9)

REF NO.	PART NO.	DESCRIPTION	Q'TY	REMARKS
21	94479-35F00	CLIP, LH	1	
22	94489-15H00	COVER, UNDER LH	1	
23	09409-06314-5PK	CLIP, LH (BLACK)	1	
24	94478-15H00	CUSHION, UPPER RH	1	
25	94478-15H10	CUSHION, CENER RH	1	
26	94478-15H20	CUSHION, REAR RH	1	
27	94488-15H00	CUSHION, UPPER LH	1	
28	94488-15H10	CUSHION, CENER LH	1	
29	94488-15H20	CUSHION, REAR LH	1	
30	94479-15H00	CUSHION, LH	1	
31	09320-09016	CUSHION, UPPER	3	
32	09139-06126	SCREW	4	
33	09320-08028	CUSHION, PLATE	2	
34	94560-15H00	PLATE, UNDER COWL	2	
35	01550-0612B	BOLT, PLATE	2	
36	03541-0516B	SCREW	6	
37-1	94661-15H00-YHF	COWLING, UNDER REAR (GRAY)	1	FOR CZY
37-2	94661-15H00-YMD	COWLING, UNDER REAR (SILVER)	1	FOR FGF,GRF
37-3	94661-15H00-019	COWLING, UNDER REAR (BLACK)	1	FOR FGG
38	94667-15H00	SHIELD, HEAT	1	
39	94540-15H00	BRACKET, REAR COWLING	1	
40	01550-0816B	BOLT	2	
41	94479-35F00	CLIP	2	

COLOR : CZY=YAY (BLACK) , YHF (GRAY)
 : FGF=YBD (WHITE) , YMD (SILVER)
 : GRF=YHG (GRAY) , YMD (SILVER)
 : FGG=019 (BLACK) , YMG (GOLD)

REFER TO FIG.49B (H-12) FOR MODEL L0

FIG.49B

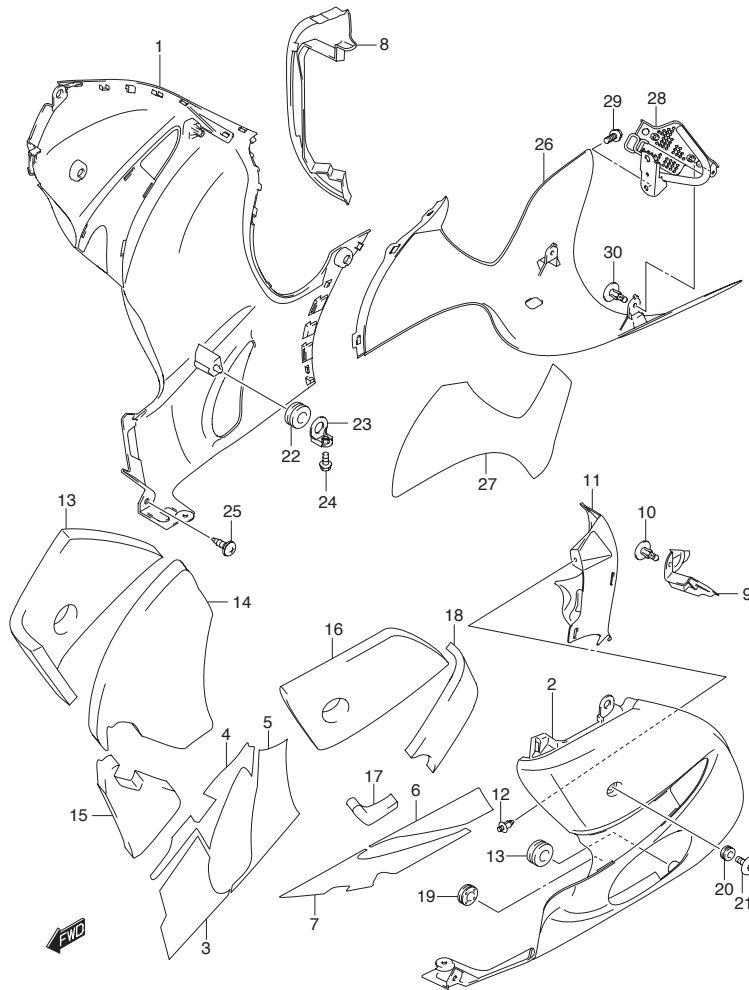


FIG.49B (H-12) UNDER COWLING (MODEL L0)

REF NO.	PART NO.	DESCRIPTION	Q'TY	REMARKS
1-1	94470-15H20-YAY	COWLING, UNDER RH (BLACK)	1	
1-2	94470-15H20-YKZ	COWLING, UNDER RH (BLUE)	1	
1-3	94470-15H20-YPA	COWLING, UNDER RH (WHITE)	1	
2-1	94480-15H20-YAY	COWLING, UNDER LH (BLACK)	1	
2-2	94480-15H20-YKZ	COWLING, UNDER LH (BLUE)	1	
2-3	94480-15H20-YPA	COWLING, UNDER LH (WHITE)	1	
3	94472-15H00	·SHIELD, HEAT FRONT RH	1	
4	94472-15H20	·SHIELD, HEAT CENTER RH	1	
5	94472-15H10	·SHIELD, HEAT REAR RH	1	
6	94482-15H00	·SHIELD, HEAT FRONT LH	1	
7	94482-15H10	·SHIELD, HEAT REAR LH	1	
8	94475-15H00	PROTECTOR, RH	1	
9	94485-15H00	PROTECTOR, RH	1	
10	94479-35F00	CLIP, LH	1	
11	94489-15H00	COVER, UNDER LH	1	
12	09409-06314-5PK	CLIP, LH (BLACK)	1	
13	94478-15H00	CUSHION, UPPER RH	1	
14	94478-15H10	CUSHION, CENER RH	1	
15	94478-15H20	CUSHION, REAR RH	1	
16	94488-15H00	CUSHION, UPPER LH	1	
17	94488-15H10	CUSHION, CENER LH	1	
18	94488-15H20	CUSHION, REAR LH	1	
19	94479-15H00	CUSHION, LH	1	
20	09320-09016	CUSHION, UPPER	3	
21	09139-06126	SCREW	4	

FIG.49B

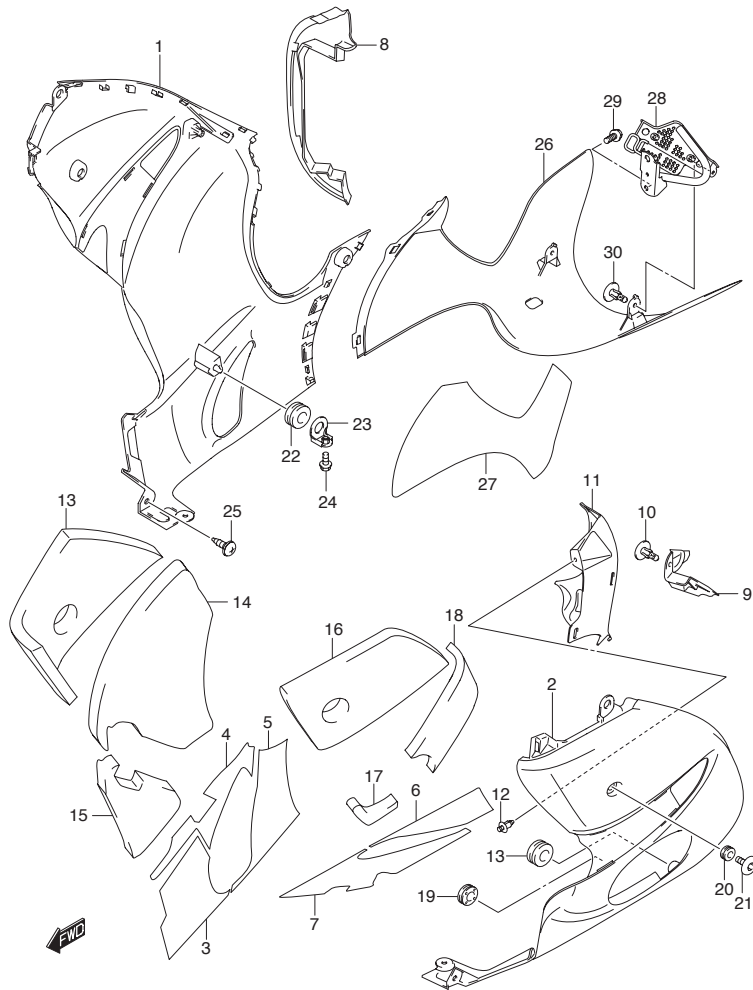


FIG.49B (H-13) UNDER COWLING (MODEL L0)

REF NO.	PART NO.	DESCRIPTION	Q'TY	REMARKS
22	09320-08028	CUSHION, PLATE	2	
23	94560-15H00	PLATE, UNDER COWL	2	
24	01550-0612B	BOLT, PLATE	2	
25	03541-0516B	SCREW	6	
26-1	94661-15H00-YAY	COWLING, UNDER REAR (BLACK)	1	
26-2	94661-15H00-YKZ	COWLING, UNDER REAR (BLUE)	1	
26-3	94661-15H00-YPA	COWLING, UNDER REAR (WHITE)	1	
27	94667-15H00	SHIELD, HEAT	1	
28	94540-15H00	BRACKET, REAR COWLING	1	
29	01550-0816B	BOLT	2	
30	94479-35F00	CLIP	2	

FIG.50

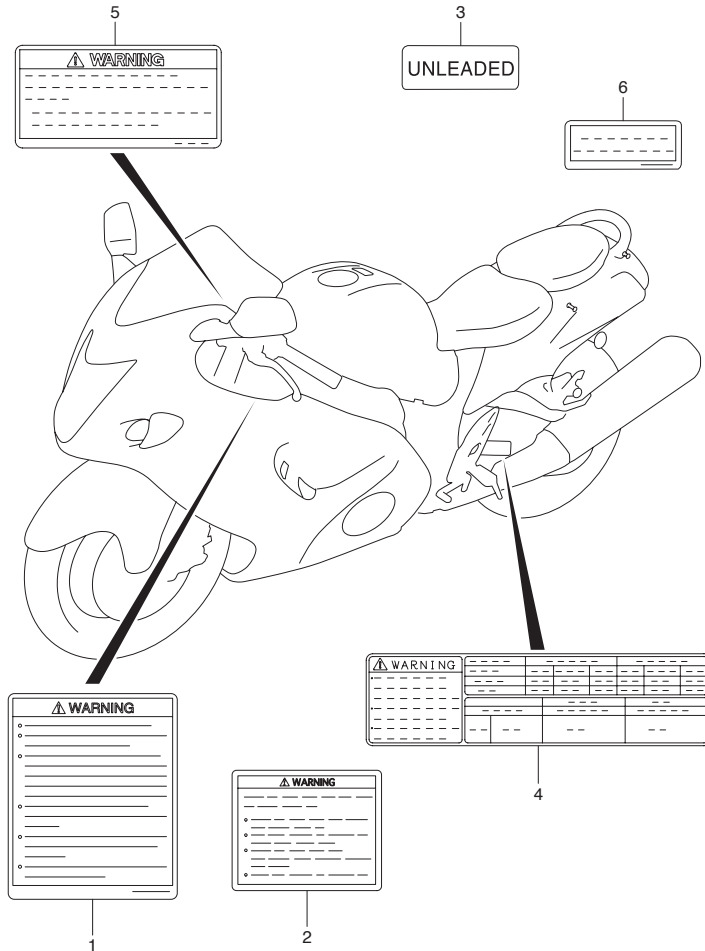


FIG.50 (I-2) LABEL (MODEL K8/K9)

REF NO.	PART NO.	DESCRIPTION	Q'TY	REMARKS
1-1	68319-29F00	LABEL, WARNING (ENGLISH)	1	E2,E19, E24
1-2	68319-29F20	LABEL, WARNING (GERMAN)	1	E19
1-3	68319-29F30	LABEL, WARNING (FRENCH)	1	E19
1-4	68319-29F40	LABEL, WARNING (ITALIAN)	1	E19
1-5	68319-29F50	LABEL, WARNING (SPANISH)	1	E19
1-6	68319-29F70	LABEL, WARNING (DUTCH)	1	E19
1-7	68319-29F81	LABEL, WARNING (PORTUGUESE)	1	E19, P37
1-8	68319-29F90	LABEL, WARNING (SWEDISH)	1	E19
1-9	68319-29FA0	LABEL, WARNING (FINNISH)	1	E19
1-10	68319-29FB0	LABEL, WARNING (NORWEGIAN)	1	E19
1-11	68319-29FC0	LABEL, WARNING (DANISH)	1	E19
1-12	68319-30F40	LABEL, WARNING (ITALIAN)	1	E19
1-13	68319-30F90	LABEL, WARNING (SWEDISH)	1	E19
1-14	68319-29FG0	LABEL, WARNING (KOREAN)	1	E51
1-15	68319-29FJ0	LABEL, WARNING (THAI)	1	E14
2-1	68922-29F00	LABEL, SCREEN (ENGLISH)	1	E2,E19, E24
2-2	68922-29F20	LABEL, SCREEN (GERMAN)	1	E19
2-3	68922-29F30	LABEL, SCREEN (FRENCH)	1	E19
2-4	68922-29F40	LABEL, SCREEN (ITALIAN)	1	E19
2-5	68922-29F50	LABEL, SCREEN (SPANISH)	1	E19
2-6	68922-29F70	LABEL, SCREEN (DUTCH)	1	E19
2-7	68922-29F81	LABEL, SCREEN (PORTUGUESE)	1	E19, P37
2-8	68922-29F90	LABEL, SCREEN (SWEDISH)	1	E19
2-9	68922-29FA0	LABEL, SCREEN (FINNISH)	1	E19
2-10	68922-29FB0	LABEL, SCREEN (NORWEGIAN)	1	E19
2-11	68922-29FC0	LABEL, SCREEN (DANISH)	1	E19
2-12	68922-14F40	LABEL, SCREEN (ITALIAN)	1	E19
2-13	68922-14F90	LABEL, SCREEN (SWEDISH)	1	E19
2-14	68922-29FG0	LABEL, SCREEN (KOREAN)	1	E51
2-15	68922-29FJ0	LABEL, SCREEN (THAI)	1	E14
3-1	68623-17D00	LABEL, FUEL	1	E2
3-2	86932-73060	LABEL, FUEL	1	E24

REFER TO FIG.50A (I- 4) FOR MODEL L0

FIG.50

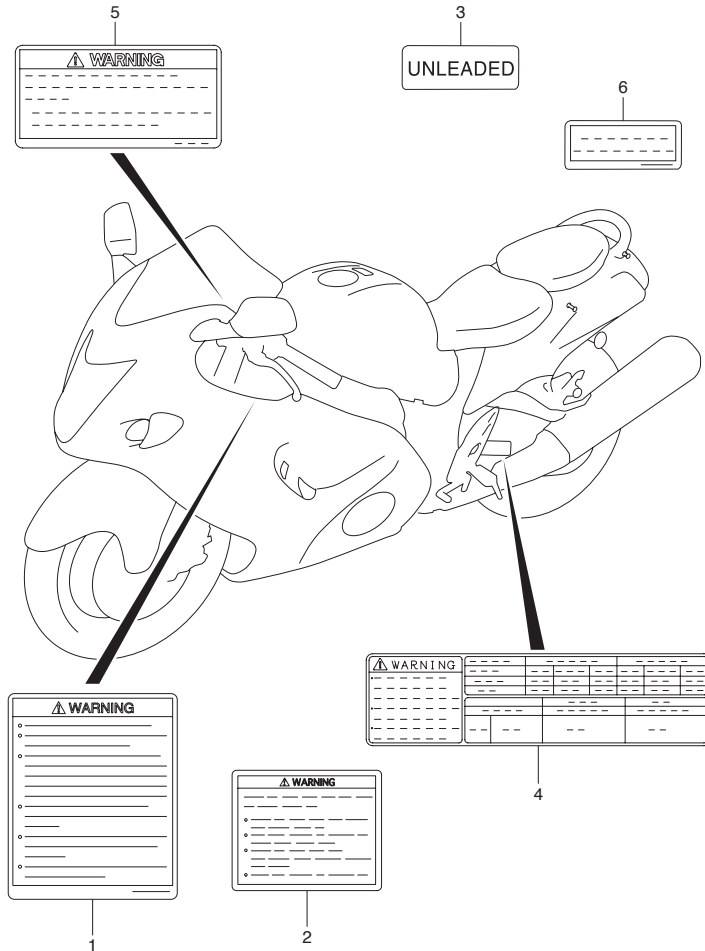


FIG.50 (1-3) LABEL (MODEL K8/K9)

REF NO.	PART NO.	DESCRIPTION	Q'TY	REMARKS
4-1	68332-24F50	LABEL, TIRE INFORMATION	1	
4-2	68332-24F70	LABEL, TIRE INFORMATION	1	E51
4-3	68332-24F80	LABEL, TIRE INFORMATION	1	E14
5-1	68613-24F00	LABEL, STEERING	1	
5-2	68613-15H00	LABEL, STEERING	1	E51
5-3	68613-47H00	LABEL, STEERING	1	E14
6	68318-15HJ0	LABEL, HELMET	1	E14
7-1	99011-15H50-01A	MANUAL, OWNER'S (ENGLISH)	1	MODEL K8 E2, E19, E24
7-2	99011-15H50-01F	MANUAL, OWNER'S (FRENCH)	1	MODEL K8 E19
7-3	99011-15H50-01K	MANUAL, OWNER'S (GERMAN)	1	MODEL K8 E19
7-4	99011-15H50-01E	MANUAL, OWNER'S (ITALIAN)	1	MODEL K8 E19
7-5	99011-15H50-01H	MANUAL, OWNER'S (DUTCH)	1	MODEL K8 E19
7-6	99011-15H50-029	MANUAL, OWNER'S (SPANISH)	1	MODEL K8 E19
7-7	99011-15H50-01T	MANUAL, OWNER'S (DANISH)	1	MODEL K8 E19
7-8	99011-15H50-01W	MANUAL, OWNER'S (SWEDISH)	1	MODEL K8 E19
7-9	99011-15H50-068	MANUAL, OWNER'S (KOREAN)	1	MODEL K8 E51
7-10	99011-15H50-057	MANUAL, OWNER'S (PORTUGUESE)	1	MODEL K8 P37 DRAWING NOT SHOWN
7-11	99011-15H51-01A	MANUAL, OWNER'S (ENGLISH)	1	MODEL K9 E2, E19, E24
7-12	99011-15H51-01F	MANUAL, OWNER'S (FRENCH)	1	MODEL K9 E19
7-13	99011-15H51-01K	MANUAL, OWNER'S (GERMAN)	1	MODEL K9 E19
7-14	99011-15H51-01E	MANUAL, OWNER'S (ITALIAN)	1	MODEL K9 E19
7-15	99011-15H51-01H	MANUAL, OWNER'S (DUTCH)	1	MODEL K9 E19
7-16	99011-15H51-029	MANUAL, OWNER'S (SPANISH)	1	MODEL K9 E19
7-17	99011-15H51-01T	MANUAL, OWNER'S (DANISH)	1	MODEL K9 E19
7-18	99011-15H51-01W	MANUAL, OWNER'S (SWEDISH)	1	MODEL K9 E19
7-19	99011-15H51-068	MANUAL, OWNER'S (KOREAN)	1	MODEL K9 E51
7-20	99011-15H51-057	MANUAL, OWNER'S (PORTUGUESE)	1	MODEL K9 P37
7-21	99011-15H51-069	MANUAL, OWNER'S (THAI)	1	MODEL K9 E14 DRAWING NOT SHOWN

REFER TO FIG.50A (1- 4) FOR MODEL L0

FIG.50A

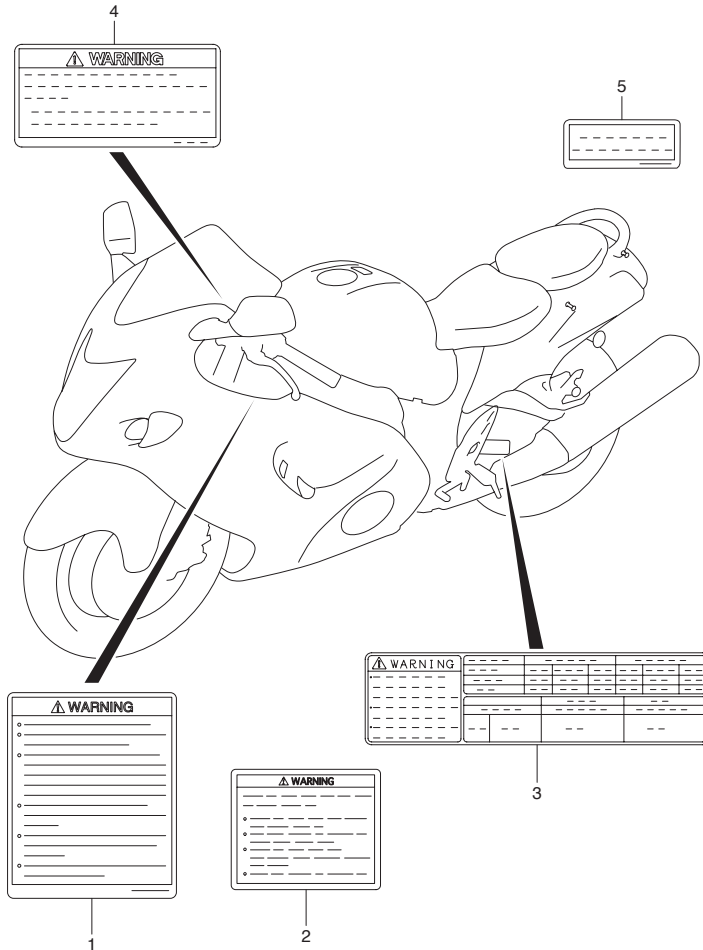


FIG.50A (I-4) LABEL (MODEL L0)

REF NO.	PART NO.	DESCRIPTION	Q'TY	REMARKS
1-1	68319-29F00	LABEL, WARNING (ENGLISH)	1	E2, E19, E24
1-2	68319-29F20	LABEL, WARNING (GERMAN)	1	E19
1-3	68319-29F30	LABEL, WARNING (FRENCH)	1	E19
1-4	68319-29F40	LABEL, WARNING (ITALIAN)	1	E19
1-5	68319-29F50	LABEL, WARNING (SPANISH)	1	E19
1-6	68319-29F70	LABEL, WARNING (DUTCH)	1	E19
1-7	68319-29F81	LABEL, WARNING (PORTUGUESE)	1	E19
1-8	68319-29F90	LABEL, WARNING (SWEDISH)	1	E19
1-9	68319-29FA0	LABEL, WARNING (FINNISH)	1	E19
1-10	68319-29FB0	LABEL, WARNING (NORWEGIAN)	1	E19
1-11	68319-29FC0	LABEL, WARNING (DANISH)	1	E19
1-12	68319-30F40	LABEL, WARNING (ITALIAN)	1	E19
1-13	68319-30F90	LABEL, WARNING (SWEDISH)	1	E19
1-14	68319-29FG0	LABEL, WARNING (KOREAN)	1	E51
1-15	68319-29FJ0	LABEL, WARNING (THAI)	1	E14
2-1	68922-29F00	LABEL, SCREEN (ENGLISH)	1	E2, E19, E24
2-2	68922-29F20	LABEL, SCREEN (GERMAN)	1	E19
2-3	68922-29F30	LABEL, SCREEN (FRENCH)	1	E19
2-4	68922-29F40	LABEL, SCREEN (ITALIAN)	1	E19
2-5	68922-29F50	LABEL, SCREEN (SPANISH)	1	E19
2-6	68922-29F70	LABEL, SCREEN (DUTCH)	1	E19
2-7	68922-29F81	LABEL, SCREEN (PORTUGUESE)	1	E19
2-8	68922-29F90	LABEL, SCREEN (SWEDISH)	1	E19
2-9	68922-29FA0	LABEL, SCREEN (FINNISH)	1	E19
2-10	68922-29FB0	LABEL, SCREEN (NORWEGIAN)	1	E19
2-11	68922-29FC0	LABEL, SCREEN (DANISH)	1	E19
2-12	68922-14F40	LABEL, SCREEN (ITALIAN)	1	E19
2-13	68922-14F90	LABEL, SCREEN (SWEDISH)	1	E19
2-14	68922-29FG0	LABEL, SCREEN (KOREAN)	1	E51
2-15	68922-29FJ0	LABEL, SCREEN (THAI)	1	E14

FIG.50A

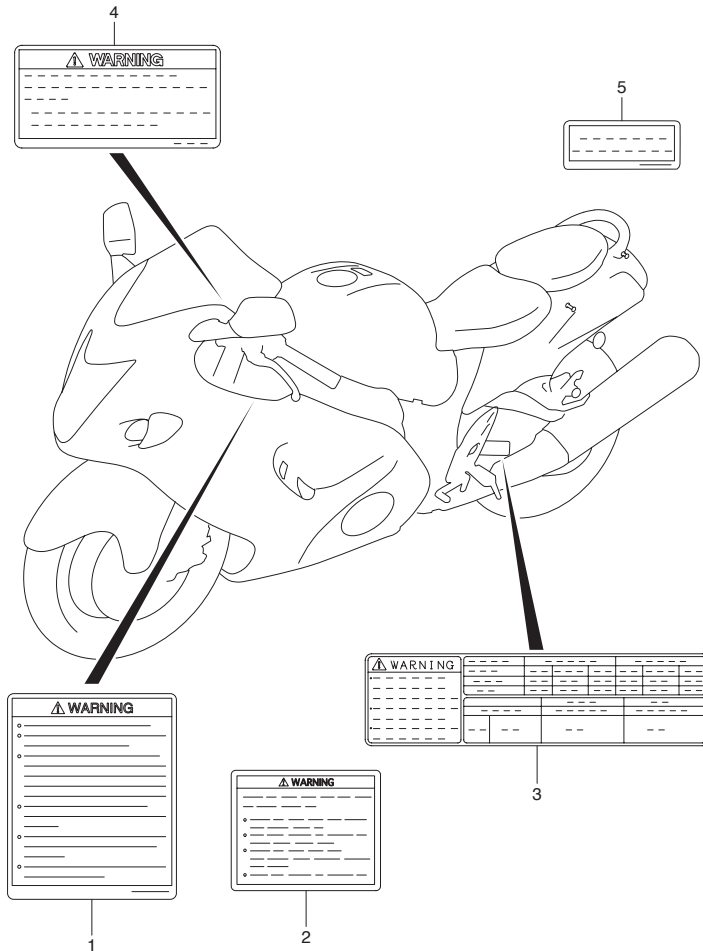


FIG.50A (1-5) LABEL (MODEL L0)

REF NO.	PART NO.	DESCRIPTION	Q'TY	REMARKS
3-1	68332-24F50	LABEL, TIRE INFORMATION	1	
3-2	68332-24F70	LABEL, TIRE INFORMATION	1	E51
3-3	68332-24F80	LABEL, TIRE INFORMATION	1	E14
4-1	68613-24F00	LABEL, STEERING	1	
4-2	68613-15H00	LABEL, STEERING	1	E51
4-3	68613-47H00	LABEL, STEERING	1	E14
5	68318-15HJ0	LABEL, HELMET	1	E14
6-1	99011-15H52-01A	MANUAL, OWNER'S (ENGLISH)	1	E2,E19, E24
6-2	99011-15H52-01F	MANUAL, OWNER'S (FRENCH)	1	E19
6-3	99011-15H52-01K	MANUAL, OWNER'S (GERMAN)	1	E19
6-4	99011-15H52-01E	MANUAL, OWNER'S (ITALIAN)	1	E19
6-5	99011-15H52-01H	MANUAL, OWNER'S (DUTCH)	1	E19
6-6	99011-15H52-029	MANUAL, OWNER'S (SPANISH)	1	E19
6-7	99011-15H52-01T	MANUAL, OWNER'S (DANISH)	1	E19
6-8	99011-15H52-01W	MANUAL, OWNER'S (SWEDISH)	1	E19
6-9	99011-15H52-068	MANUAL, OWNER'S (KOREAN)	1	E51
6-10	99011-15H52-069	MANUAL, OWNER'S (THAI)	1	E14 DRAWING NOT SHOWN

FIG.51

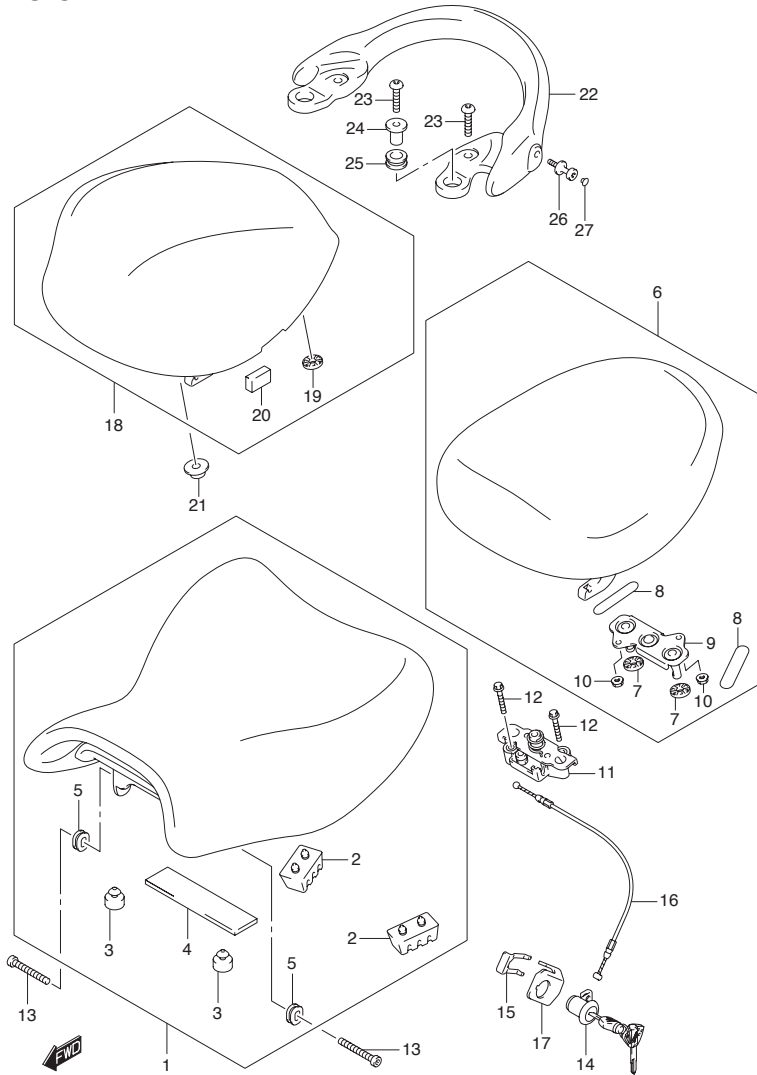


FIG.51 (J-2) SEAT (MODEL K8)

REF NO.	PART NO.	DESCRIPTION	Q'TY	REMARKS
1	45100-15H00-EJY	SEAT ASSY	1	
2	45149-45330	·CUSHION	2	
3	09321-10011	·CUSHION	2	
4	45117-15H00	·CUSHION	1	
5	45118-15H00	·CUSHION	2	
6	45300-15H00-U6H	SEAT ASSY, PILLION (BLACK)	1	
7	45213-42F00	·CUSHION	2	
8	45149-15H00	·CUSHION	2	
9	45290-15H00	·STRIKER, SEAT LOCK	1	
10	08319-3106A	·NUT	2	
11	45220-15H00	BRACKET, SEAT SUPPORT	1	
12	01547-0630A	SCREW	2	
13	45191-15H00	BOLT, SEAT FRONT	2	
14	95700-14810	LOCK ASSY, SEAT	1	
15	45289-11F00	PLATE, SEAT LOCK	1	
16	45280-18G00	CABLE, SEAT LOCK	1	
17	45288-14F20	GUIDE, CABLE	1	
18-1	45550-15H00-YAY	BOX, SEAT TAIL (BLACK)	1	FOR EAJ
18-2	45550-15H00-YHF	BOX, SEAT TAIL (GRAY)	1	FOR CZY
18-3	45550-15H00-YKZ	BOX, SEAT TAIL (BLUE)	1	FOR EAK
18-4	45550-15H00-YPA	BOX, SEAT TAIL (WHITE)	1	FOR EAH
19	45213-42F00	·CUSHION	2	
20	45553-15H00	·CUSHION	2	
21	47190-24F01	WASHER	2	

COLOR : EAJ=YME (ORANGE) , YAY (BLACK)
 : CZY=YAY (BLACK) , YHF (GRAY)
 : EAK=YKZ (BLUE) , YAY (BLACK)
 : EAH=YPA (SILVER) , YMD (SILVER)

REFER TO FIG.51A (J-4) FOR MODEL K9
 REFER TO FIG.51B (J-6) FOR MODEL L0

FIG.51

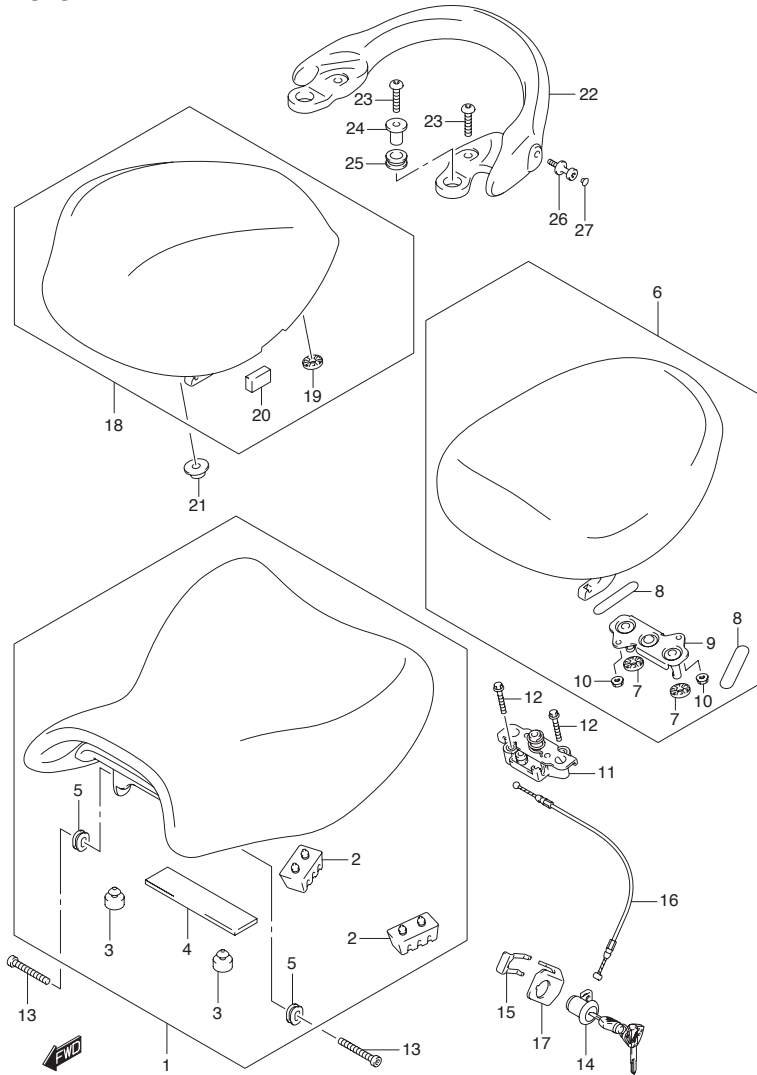


FIG.51 (J-3) SEAT (MODEL K8)

REF NO.	PART NO.	DESCRIPTION	Q'TY	REMARKS
22-1	46211-15H00-YAY	HANDLE, PILLION RIDER (BLACK)	1	FOR EAJ
22-2	46211-15H00-YHF	HANDLE, PILLION RIDER (GRAY)	1	FOR CZY
22-3	46211-15H00-YKZ	HANDLE, PILLION RIDER (BLUE)	1	FOR EAK
22-4	46211-15H00-YPA	HANDLE, PILLION RIDER (WHITE)	1	FOR EAH
23	09106-08137	BOLT (8X33)	4	
24	47190-24F11	WASHER, PILLION RIDER HDL FR	2	
25	46217-24F00	CUSHION, PILLION RIDER HDL	2	
26	46212-24F11	HOOK, HANDLE	2	
27	09250-05009	CAP	2	

COLOR : EAJ=YME (ORANGE) , YAY (BLACK)
 : CZY=YAY (BLACK) , YHF (GRAY)
 : EAK=YKZ (BLUE) , YAY (BLACK)
 : EAH=YPA (SILVER) , YMD (SILVER)

REFER TO FIG.51A (J-4) FOR MODEL K9
 REFER TO FIG.51B (J-6) FOR MODEL L0

FIG.51A

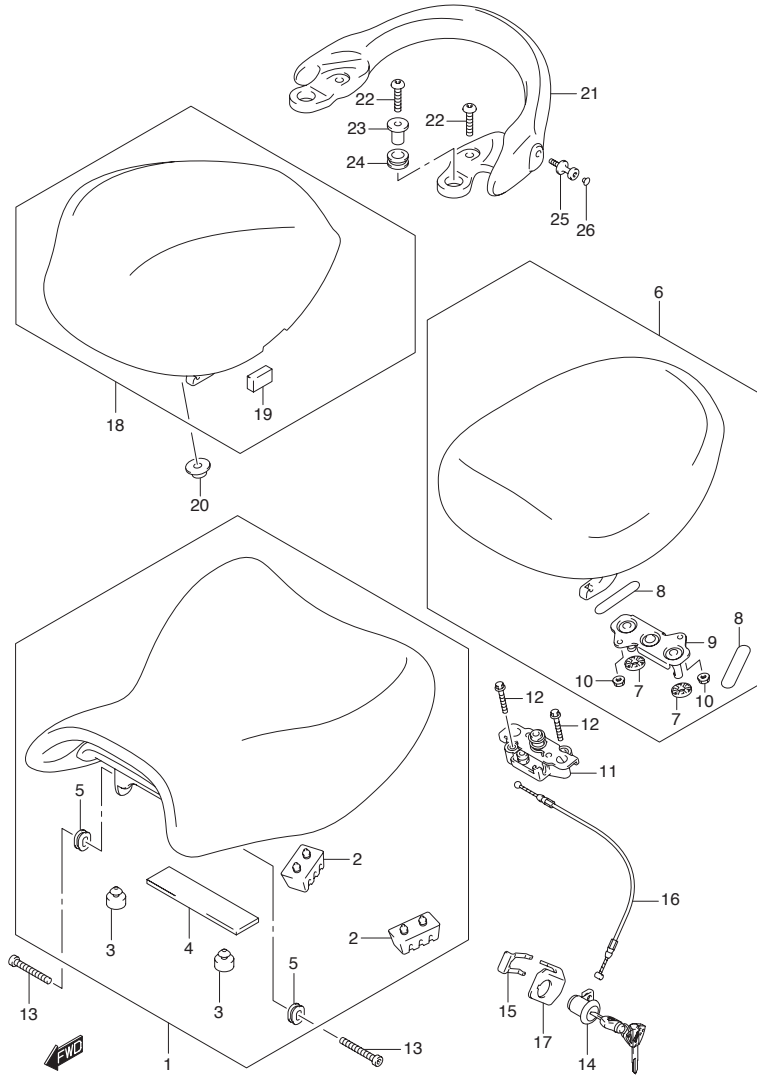


FIG.51A (J-4) SEAT (MODEL K9)

REF NO.	PART NO.	DESCRIPTION	Q'TY	REMARKS
1	45100-15H00-EJY	SEAT ASSY	1	
2	45149-45330	·CUSHION	2	
3	09321-10011	·CUSHION	2	
4	45117-15H00	·CUSHION	1	
5	45118-15H00	·CUSHION	2	
6	45300-15H00-U6H	SEAT ASSY, PILLION (BLACK)	1	
7	45213-42F00	·CUSHION	2	
8	45149-15H00	·CUSHION	2	
9	45290-15H00	·STRIKER, SEAT LOCK	1	
10	08319-3106A	·NUT	2	
11	45220-15H00	BRACKET, SEAT SUPPORT	1	
12	01547-0630A	SCREW	2	
13	45191-15H00	BOLT, SEAT FRONT	2	
14	95700-14810	LOCK ASSY, SEAT	1	
15	45289-11F00	PLATE, SEAT LOCK	1	
16	45280-18G00	CABLE, SEAT LOCK	1	
17	45288-14F20	GUIDE, CABLE	1	
18-1	45550-15H00-YAY	BOX, SEAT TAIL (BLACK)	1	FOR CZY
18-2	45550-15H00-YBD	BOX, SEAT TAIL (WHITE)	1	FOR FGF
18-3	45550-15H00-YHG	BOX, SEAT TAIL (GRAY)	1	FOR GRF
18-4	45550-15H00-019	BOX, SEAT TAIL (BLACK)	1	FOR FGG
19	45553-15H00	·CUSHION	2	
20	47190-24F01	WASHER	2	

COLOR : CZY=YAY (BLACK) , YHF (GRAY)
 : FGF=YBD (WHITE) , YMD (SILVER)
 : GRF=YHG (GRAY) , YMD (SILVER)
 : FGG=019 (BLACK) , YMG (GOLD)

REFER TO FIG.51B (J-6) FOR MODEL L0

FIG.51A

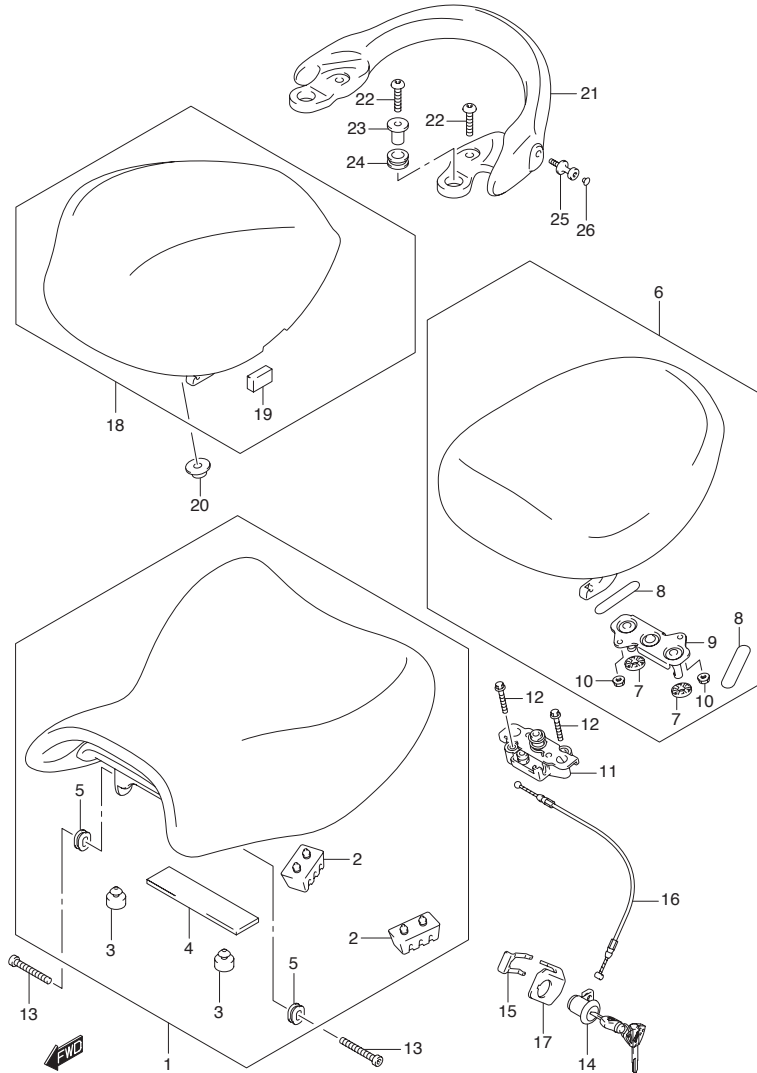


FIG.51A (J-5) SEAT (MODEL K9)

REF NO.	PART NO.	DESCRIPTION	Q'TY	REMARKS
21-1	46211-15H00-YAY	HANDLE, PILLION RIDER (BLACK)	1	FOR CZY
21-2	46211-15H00-YBD	HANDLE, PILLION RIDER (WHITE)	1	FOR FGF
21-3	46211-15H00-YHG	HANDLE, PILLION RIDER (GRAY)	1	FOR GRF
21-4	46211-15H00-019	HANDLE, PILLION RIDER (BLACK)	1	FOR FGG
22	09106-08137	BOLT (8X33)	4	
23	47190-24F11	WASHER, PILLION RIDER HDL FR	2	
24	46217-24F00	CUSHION, PILLION RIDER HDL	2	
25	46212-24F11	HOOK, HANDLE	2	
26	09250-05009	CAP	2	

COLOR : CZY=YAY (BLACK) , YHF (GRAY)
 : FGF=YBD (WHITE) , YMD (SILVER)
 : GRF=YHG (GRAY) , YMD (SILVER)
 : FGG=019 (BLACK) , YMG (GOLD)

REFER TO FIG.51B (J-6) FOR MODEL L0

FIG.51B

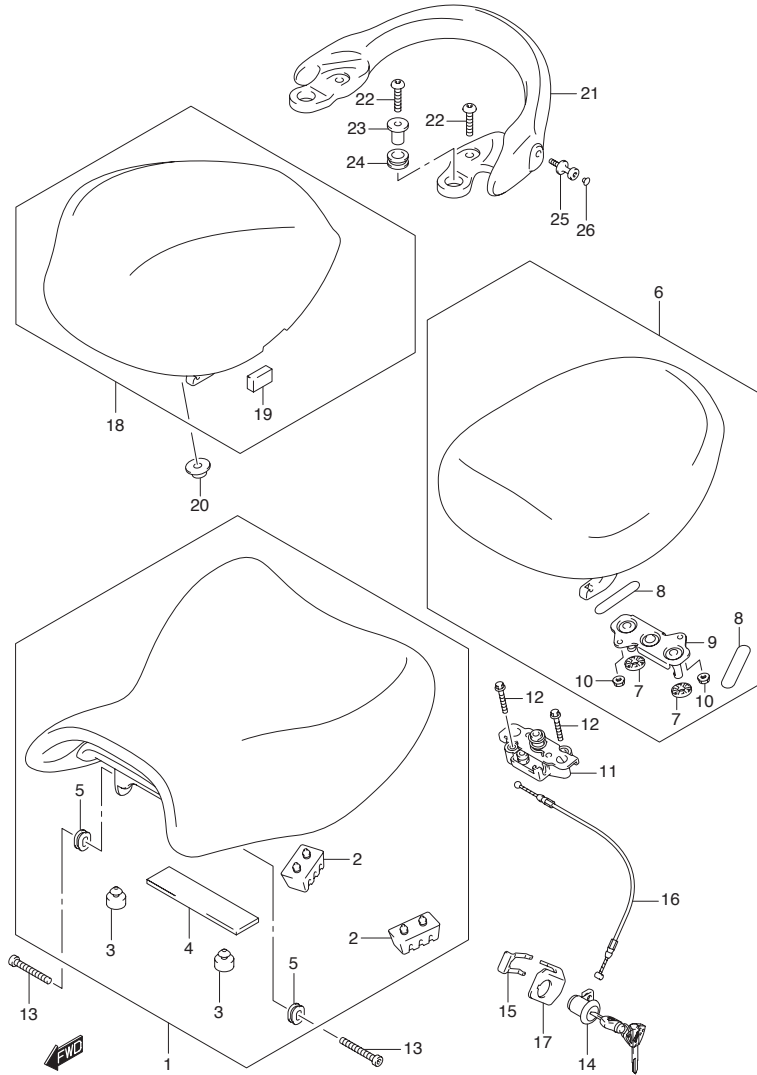


FIG.51B (J-6) SEAT (MODEL L0)

REF NO.	PART NO.	DESCRIPTION	Q'TY	REMARKS
1	45100-15H00-EJY	SEAT ASSY	1	
2	45149-45330	·CUSHION	2	
3	09321-10011	·CUSHION	2	
4	45117-15H00	·CUSHION	1	
5	45118-15H00	·CUSHION	2	
6	45300-15H00-U6H	SEAT ASSY, PILLION (BLACK)	1	
7	45213-42F00	·CUSHION	2	
8	45149-15H00	·CUSHION	2	
9	45290-15H00	·STRIKER, SEAT LOCK	1	
10	08319-3106A	·NUT	2	
11	45220-15H00	BRACKET, SEAT SUPPORT	1	
12	01547-0630A	SCREW	2	
13	45191-15H00	BOLT, SEAT FRONT	2	
14	95700-14810	LOCK ASSY, SEAT	1	
15	45289-11F00	PLATE, SEAT LOCK	1	
16	45280-18G00	CABLE, SEAT LOCK	1	
17	45288-14F20	GUIDE, CABLE	1	
18-1	45550-15H00-YAY	BOX, SEAT TAIL (BLACK)	1	
18-2	45550-15H00-YKZ	BOX, SEAT TAIL (BLUE)	1	
18-3	45550-15H00-YPA	BOX, SEAT TAIL (WHITE)	1	
19	45553-15H00	·CUSHION	2	
20	47190-24F01	WASHER	2	

FIG.51B

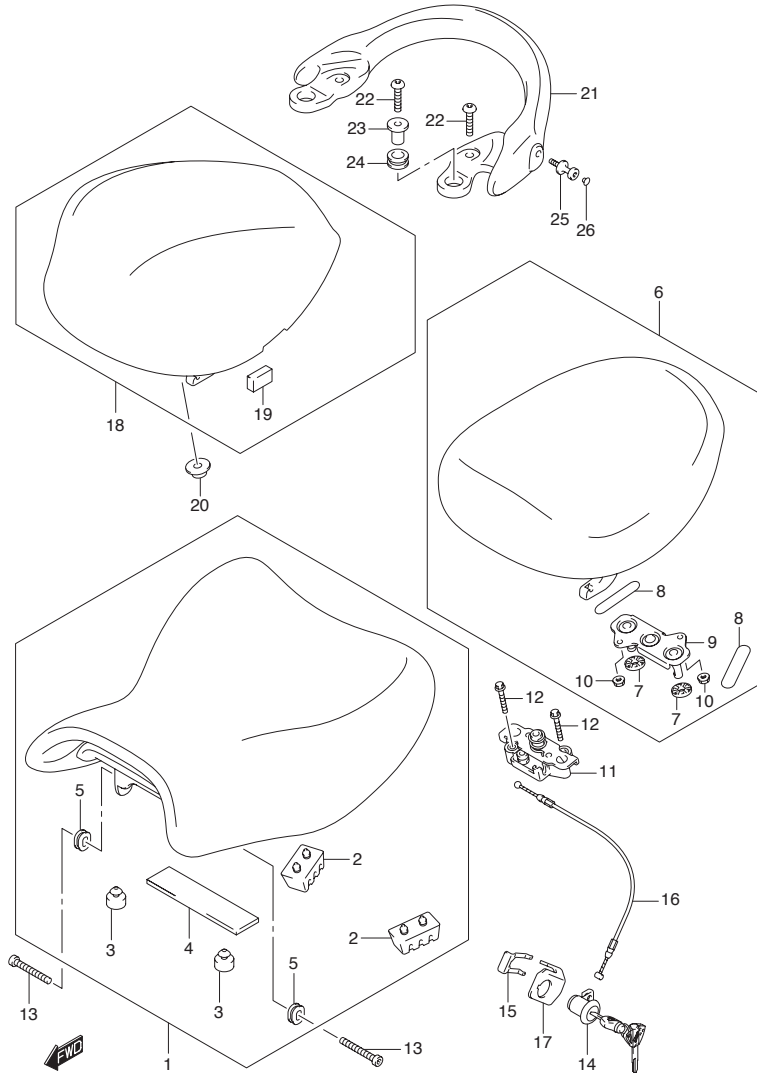


FIG.51B (J-7) SEAT (MODEL L0)

REF NO.	PART NO.	DESCRIPTION	Q'TY	REMARKS
21-1	46211-15H00-YAY	HANDLE, PILLION RIDER (BLACK)	1	
21-2	46211-15H00-YKZ	HANDLE, PILLION RIDER (BLUE)	1	
21-3	46211-15H00-YPA	HANDLE, PILLION RIDER (WHITE)	1	
22	09106-08137	BOLT (8X33)	4	
23	47190-24F11	WASHER, PILLION RIDER HDL FR	2	
24	46217-24F00	CUSHION, PILLION RIDER HDL	2	
25	46212-24F11	HOOK, HANDLE	2	
26	09250-05009	CAP	2	

FIG.52

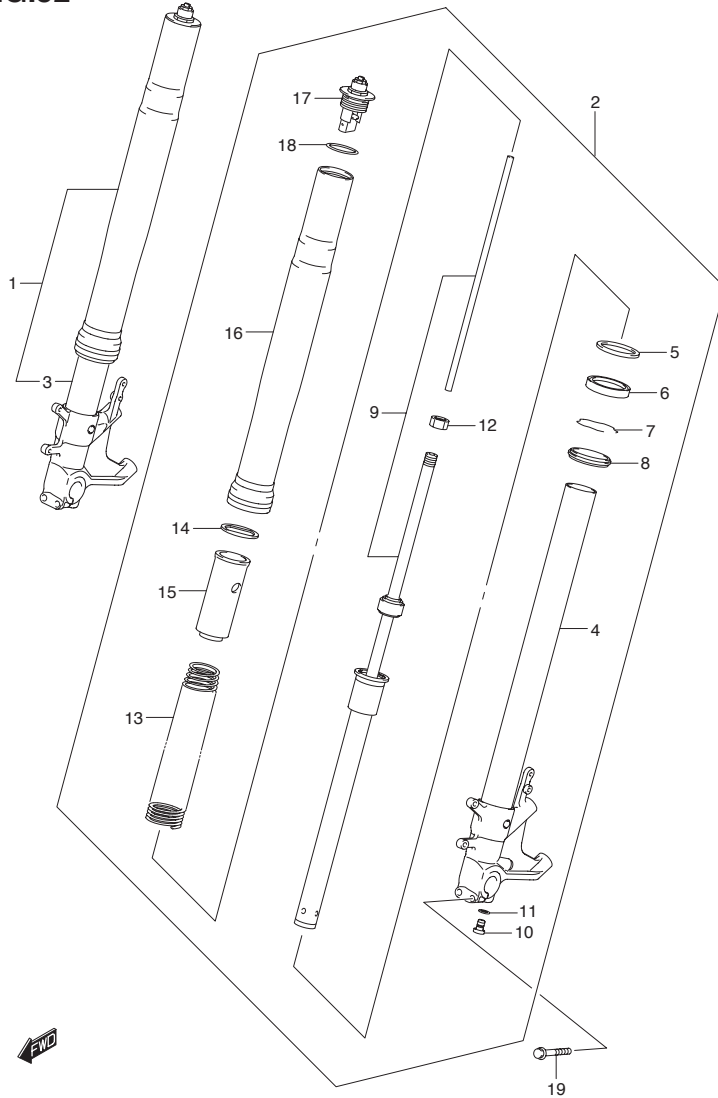


FIG.52 (J-8) FRONT FORK DAMPER

REF NO.	PART NO.	DESCRIPTION	Q'TY	REMARKS
1	51103-24F50	DAMPER ASSY, FRONT FORK RH	1	
2	51104-24F50	DAMPER ASSY, FRONT FORK LH	1	
3	51110-24F50	·TUBE, INNER RH	1	
4	51120-24F50	·TUBE, INNER LH	1	
5	51158-14200	·WASHER	2	
6	51153-41G00	·SEAL, OIL	2	
7	51156-14200	·RING, STOPPER	2	
8	51173-41G00	·SEAL, DUST	2	
9	51146-24F50	·CYLINDER	2	
10	51147-24F50	·BOLT	2	
11	51148-41310	·GASKET	2	
12	51352-13A60	·NUT	2	
13	51171-24F50	·SPRING, FRONT	2	
14	51158-40F30	·GUIDE, SPRING	2	
15	51176-40F30	·SPACER, SPRING	2	
16	51130-24F50	·TUBE, OUTER (BRONZE)	2	
17	51351-24F50	·CAP, FRONT FORK	2	
18	62278-14100	·O RING	2	
19	51166-24F50	BOLT	4	

4

FIG.53

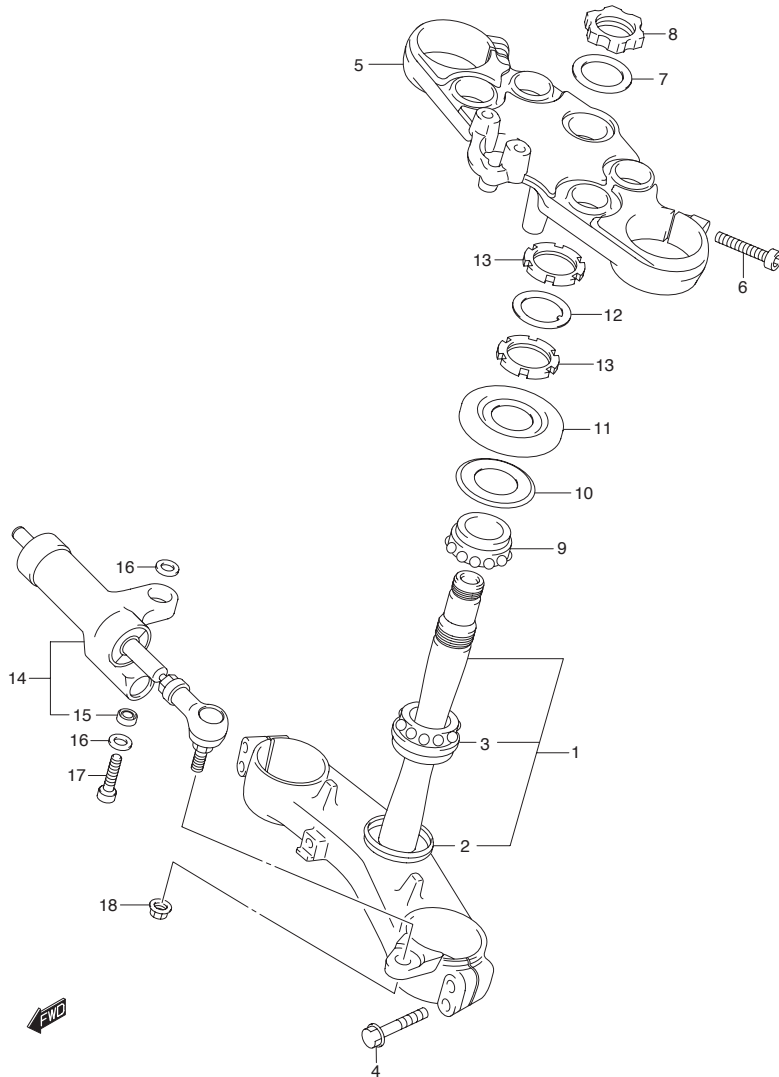


FIG.53 (J-9) BRACKET - STEERING DAMPER

REF NO.	PART NO.	DESCRIPTION	Q'TY	REMARKS
1	51410-24F50	BRACKET, LOWER	1	
2	51644-12C00	·SEAL, LOWER	1	
3	09267-30010	·BEARING (30X55X17)	1	
4-1	51166-01D80	BOLT	4	MODEL K8
4-2	51451-05H00	BOLT	4	MODEL K9/L0
5	51311-24F50	BRACKET, UPPER	1	
6	51328-24F50	BOLT	2	
7	51356-24F50	WASHER	1	
8	51353-24F00	NUT	1	
9	09267-30010	BEARING (30X55X17)	1	
10	51644-12C00	SEAL, DUST UPPER (30.1X56X4)	1	
11	51643-41G00	COVER, STEERING UPPER	1	
12	51641-33E00	WASHER, STEM	1	
13	51631-33E00	NUT, STEM	2	
14	51750-15H00	DAMPER ASSY, STEERING	1	
15	09269-08003	·BEARING (8X17.5X11)	1	
16	64339-14101	SEAL, DUST	2	
17	07130-08307	BOLT	1	
18	08319-3108A	NUT	1	

FIG.54

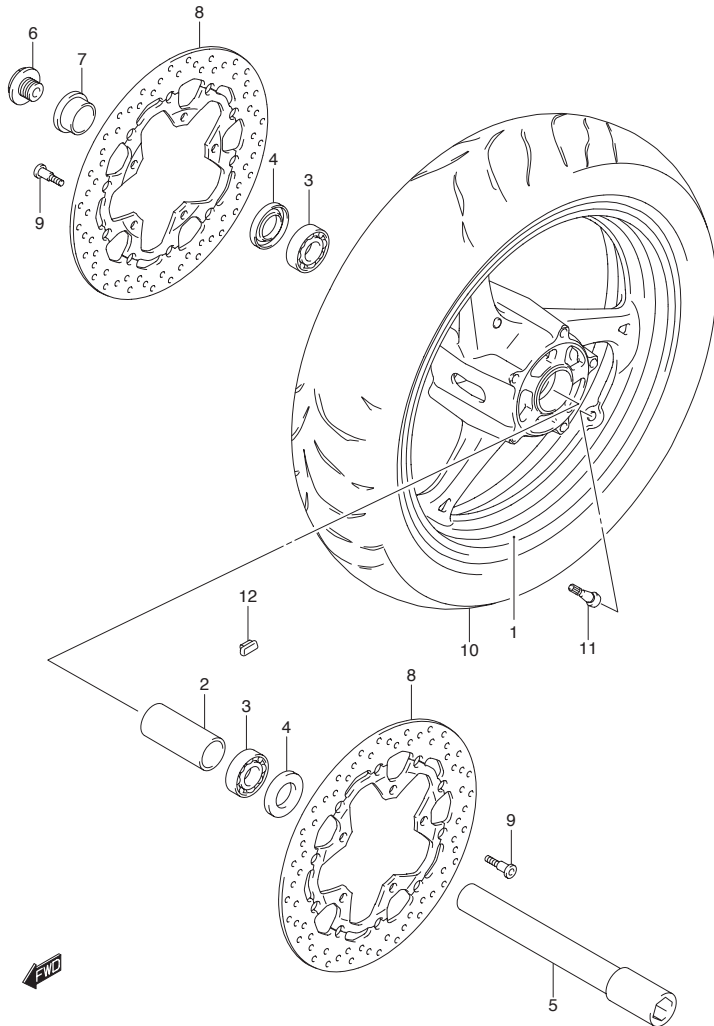


FIG.54 (J-10) FRONT WHEEL (MODEL K8/K9)

REF NO.	PART NO.	DESCRIPTION	Q'TY	REMARKS
1-1	54111-15H00-019	WHEEL, FRONT (17XMT3.50) (BLACK)	1	FOR CZY,EAH,EAJ,FGG
1-2	54111-15H00-0FR	WHEEL, FR, 17M/CXMT3.50 (GOLD)	1	FOR EAK
1-3	54111-15H00-Y6G	WHEEL, FR, 17M/CXMT3.50 (SILVER)	1	FOR FGF,GRF
2	54731-33E20	SPACER, HUB BEARING	1	
3	09262-25061	BEARING (25X52X15)	2	
4	09285-32004	SEAL (32X52X7)	2	
5	54711-15H00	AXLE, FRONT	1	
6	54712-41G00	BOLT, FRONT AXLE	1	
7	54751-41G00	SPACER, FRONT AXLE, R	1	
8	59210-15H00	DISC, FRONT BRAKE (BLACK)	2	
9	09106-08160	BOLT (8X21)	10	
10	55110-24F50	TIRE, FRONT, 120/70 ZR17 (58W) (BRIDGESTONE)	1	
11	43130-24A00	VALVE ASSY, WHEEL RIM (TR412)	1	
12-1	55411-39G00	BALANCER, WHEEL, NO.1	0~3	
12-2	55412-39G00	BALANCER, WHEEL, NO.2	0~3	
12-3	55413-39G00	BALANCER, WHEEL, NO.3	0~3	

COLOR : CZY=YAY (BLACK) , YHF (GRAY)
 : EAH=YPA (SILVER) , YMD (SILVER)
 : EAJ=YME (ORANGE) , YAY (BLACK)
 : FGG=019 (BLACK) , YMG (GOLD)
 : EAK=YKZ (BLUE) , YAY (BLACK)
 : FGF=YBD (WHITE) , YMD (SILVER)
 : GRF=YHG (GRAY) , YMD (SILVER)

REFER TO FIG.54A (J-11) FOR MODEL L0

FIG.54A

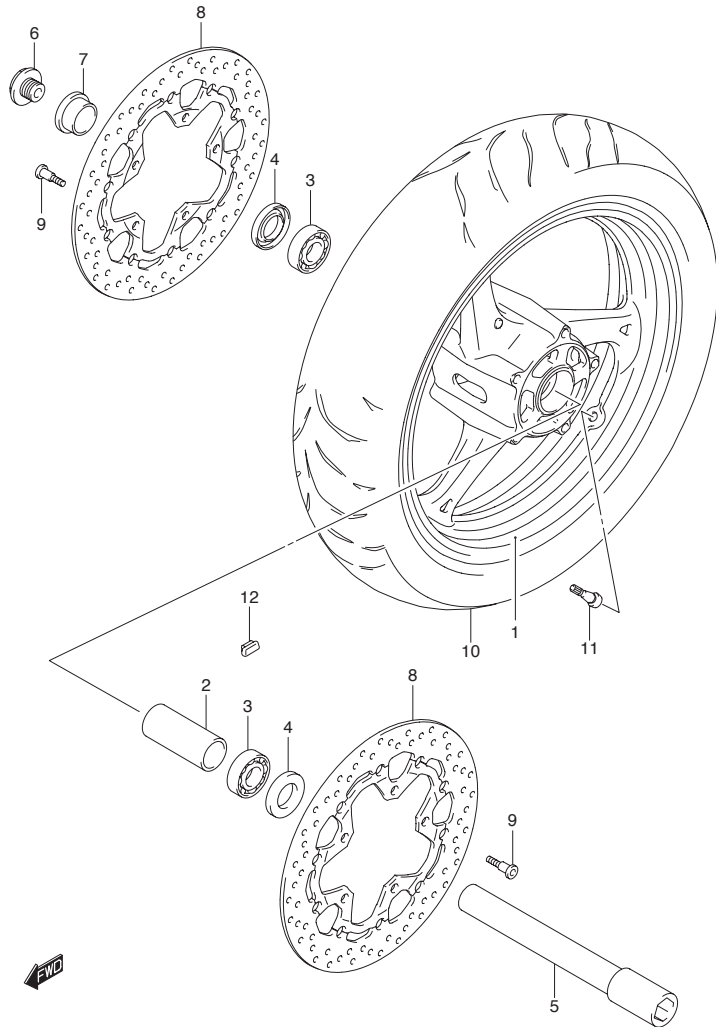


FIG.54A (J-11) FRONT WHEEL (MODEL L0)

REF NO.	PART NO.	DESCRIPTION	Q'TY	REMARKS
1-1	54111-15H00-019	WHEEL, FRONT (17XMT3.50) (BLACK)	1	FOR YAY,YKZ
1-2	54111-15H00-YMY	WHEEL, FR, 17M/CXMT3.50 (SILVER)	1	FOR YPA
2	54731-33E20	SPACER, HUB BEARING	1	
3	09262-25061	BEARING (25X52X15)	2	
4	09285-32004	SEAL (32X52X7)	2	
5	54711-15H00	AXLE, FRONT	1	
6	54712-41G00	BOLT, FRONT AXLE	1	
7	54751-41G00	SPACER, FRONT AXLE, R	1	
8	59210-15H00	DISC, FRONT BRAKE (BLACK)	2	
9	09106-08160	BOLT (8X21)	10	
10	55110-24F50	TIRE, FRONT, 120/70 ZR17 (58W) (BRIDGESTONE)	1	
11	43130-24A00	VALVE ASSY, WHEEL RIM (TR412)	1	
12-1	55411-22H00	BALANCER, WHEEL, NO.1	0~3	
12-2	55412-22H00	BALANCER, WHEEL, NO.2	0~3	
12-3	55413-22H00	BALANCER, WHEEL, NO.3	0~3	

FIG.55

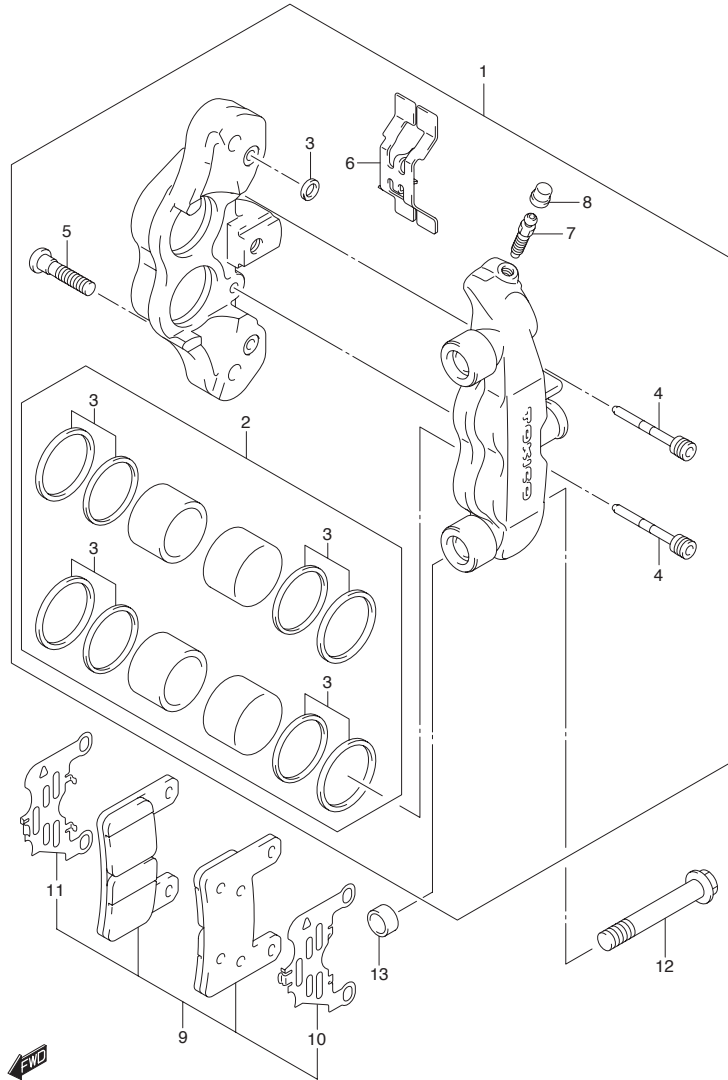


FIG.55 (J-12) FRONT CALIPER

REF NO.	PART NO.	DESCRIPTION	Q'TY	REMARKS
1-1	59100-41G30-999	CALIPER ASSY, FRONT RH	1	
1-2	59300-41G30-999	CALIPER ASSY, FRONT LH	1	
2	59100-41820	·PISTON SET	2	
3	59100-41810	··SEAL SET, PISTON	2	
4	59141-41G00	·PIN	2	
5	59145-18G00	·BOLT	6	
6	59151-29G00	·SPRING, PAD	2	
7	59121-18410	·BLEEDER	2	
8	55156-66310	·CAP	2	
9	59100-29840	PAD & SHIM SET	2	
10	59171-41G00	·SHIM	2	
11	59172-41G00	·SHIM	2	
12	09103-10392	BOLT (10X30)	4	
13	59151-41G00	PIN, CALIPER	4	

4

FIG.56

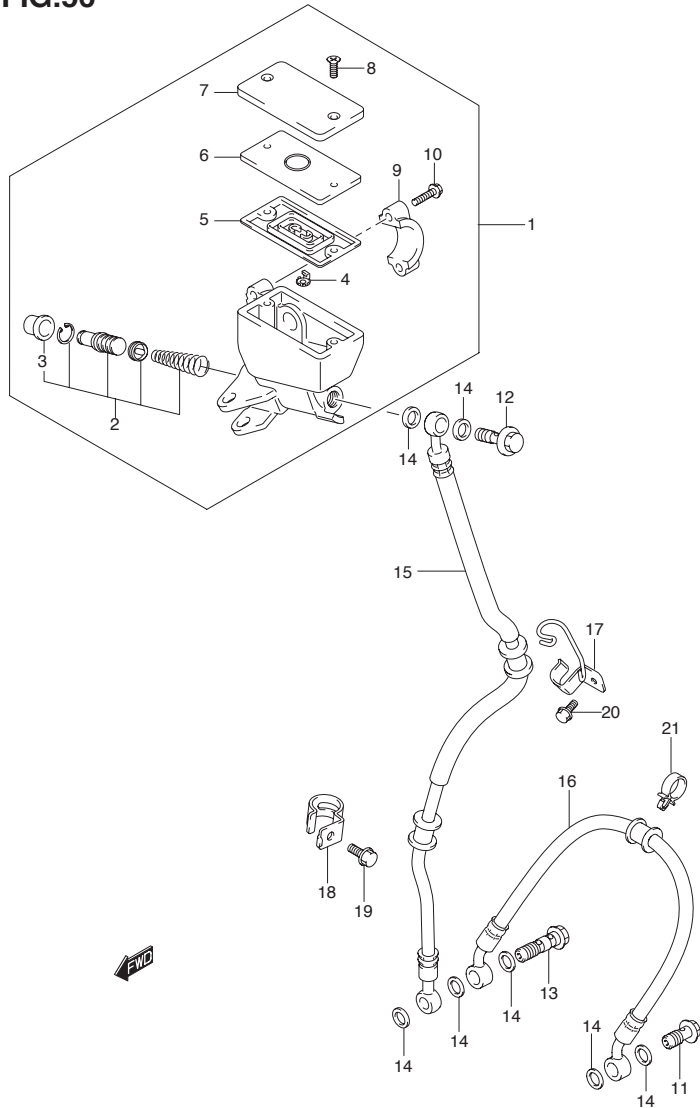


FIG.56 (J-13) FRONT BRAKE HOSE

REF NO.	PART NO.	DESCRIPTION	Q'TY	REMARKS
1	59600-24F10	CYLINDER ASSY, FRONT MASTER	1	
2	59600-24810	·PISTON/CUP SET	1	
3	59666-44300	··BOOT	1	
4	59664-48B00	·PROTECTOR	1	
5	59667-49460	·DIAPHRAGM	1	
6	59668-41C00	·PLATE	1	
7	59669-10G00	·CAP	1	
8	69689-49300	·SCREW	2	
9	59671-36500	·HOLDER	1	
10	59675-02FA0	·BOLT (6X22)	2	
11	09360-10062	BOLT, UPPER (10X1.25X22)	1	
12	09360-10062	BOLT, LOWER LH (10X1.25X22)	1	
13	09360-10064	BOLT, LOWER RH (10X1.25X36)	1	
14	09161-10009	WASHER (10X15X1.5)	7	
15	59480-15H00	HOSE, FRONT BRAKE NO.1	1	
16	59240-15H00	HOSE, FRONT BRAKE NO.2	1	
17	59260-41G00	CLAMP, BRAKE HOSE NO.1	1	
18	59270-15H00	CLAMP	1	
19	63161-43E00	BOLT, BRAKE	1	
20	01547-0612A	BOLT	1	
21	09403-16412	CLAMP, BRAKE HOSE NO.2	1	

FIG.57

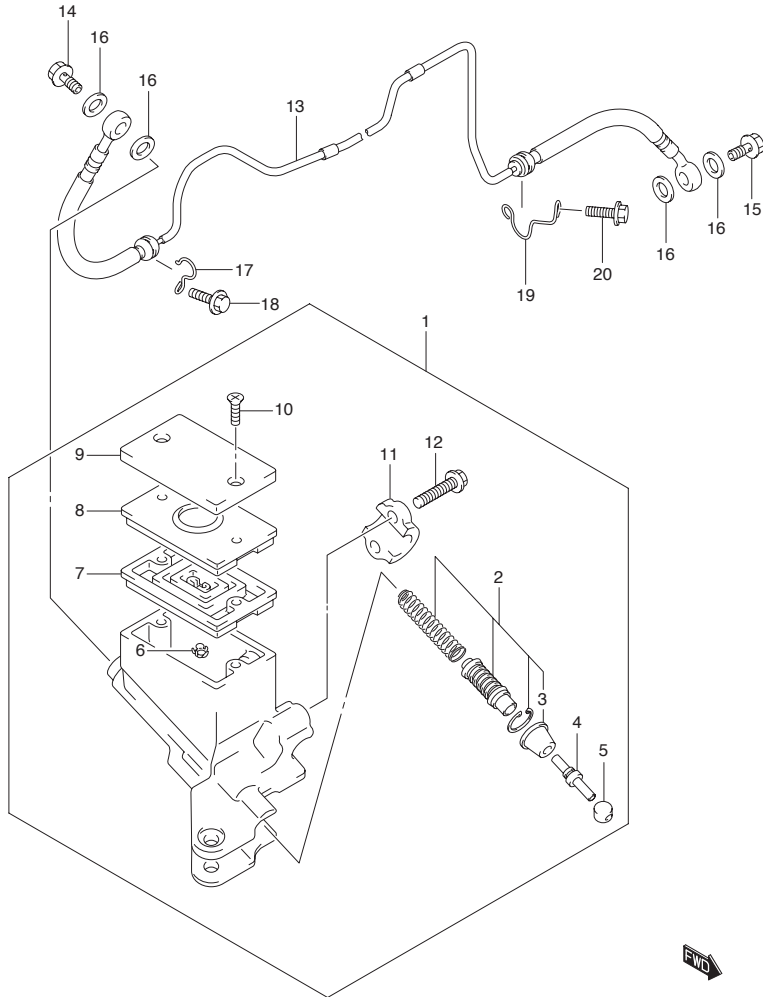


FIG.57 (J-14) CLUTCH HOSE

REF NO.	PART NO.	DESCRIPTION	Q'TY	REMARKS
1	59800-24F10	CYLINDER ASSY, CLUTCH MASTER	1	
2	59800-24810	·PISTON/CUP SET	1	
3	59866-23H00	··BOOT	1	
4	59871-23H00	·ROD, PUSH	1	
5	59892-08A00	·BUSH	1	
6	59664-48B00	·PROTECTOR	1	
7	59667-49460	·DIAPHRAGM	1	
8	59668-41C00	·PLATE	1	
9	59669-10G00	·CAP	1	
10	69689-49300	·SCREW	2	
11	59671-36500	·HOLDER	1	
12	59675-02FA0	·BOLT (6X22)	2	
13	59910-24F10	HOSE, CLUTCH	1	
14	09360-10062	BOLT, UPPER (10X1.25X22)	1	
15	09360-10062	BOLT, LOWER (10X1.25X22)	1	
16	09161-10009	WASHER (10X15X1.5)	4	
17	59915-24F00	CLAMP, HOSE NO.1	1	
18	01550-0612A	BOLT	1	
19	59921-24F00	CLAMP, HOSE NO.2	1	
20	01550-0616A	BOLT	1	



FIG.58

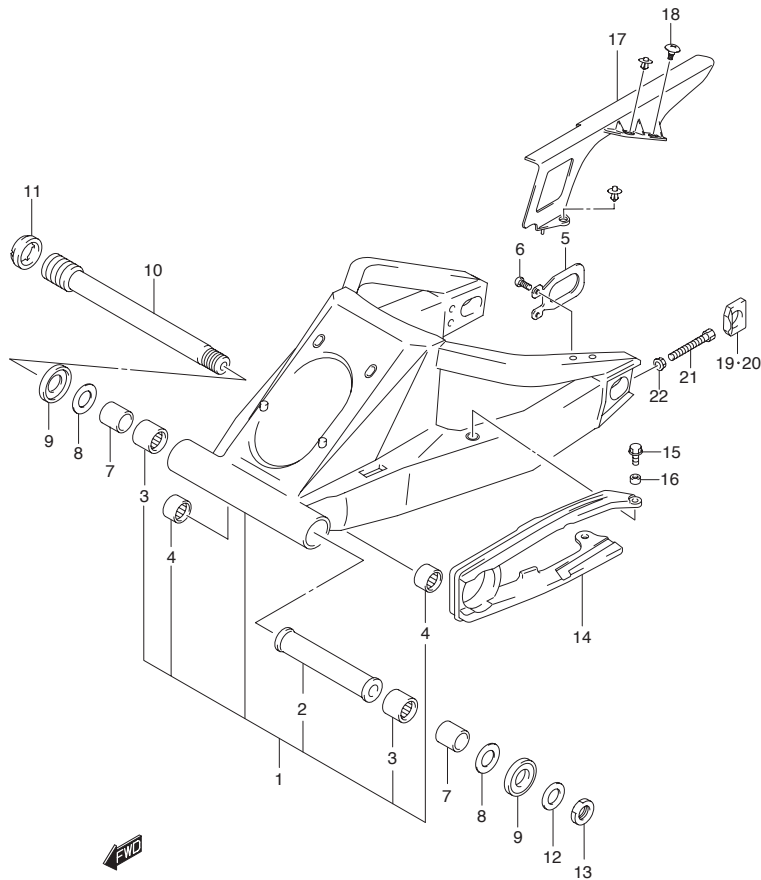


FIG.58 (K-2) REAR SWINGING ARM

REF NO.	PART NO.	DESCRIPTION	Q'TY	REMARKS
1	61000-24F40-YAP	SWINGING ARM ASSY, REAR	1	
2	61281-33E20	·SPACER, CENTER	1	
3	09263-30040	·BEARING, PIVOT (30X40X25)	2	
4	09263-17037	·BEARING, ROD (20X27X23.5)	2	
5	61124-33E00	PLATE, BRACKET	1	
6	09125-06073	SCREW	1	
7	61251-17E10	SPACER, BEARING	2	
8	08211-25481	WASHER	2	
9	61262-17E10	SEAL, DUST	2	
10	61211-16G00	SHAFT, PIVOT	1	
11	61214-40C31	NUT, PIVOT SHAFT	1	
12	09160-25070	WASHER	1	
13	09159-25003	NUT	1	
14	61273-15H00	BUFFER, CHAIN TOUCH DEFENSE	1	
15	09116-06152	BOLT (6X20)	2	
16	09180-06306	SPACER (6.5X9X5)	2	
17	61311-15H00	CASE, CHAIN	1	
18	09139-06168	SCREW (6X16)	3	
19	61446-40F10	ADJUSTER, CHAIN RH	1	
20	61445-40F20	ADJUSTER, CHAIN LH	1	
21	09100-08287	BOLT (8X50)	2	
22	08316-1008A	NUT	1	

FIG.59

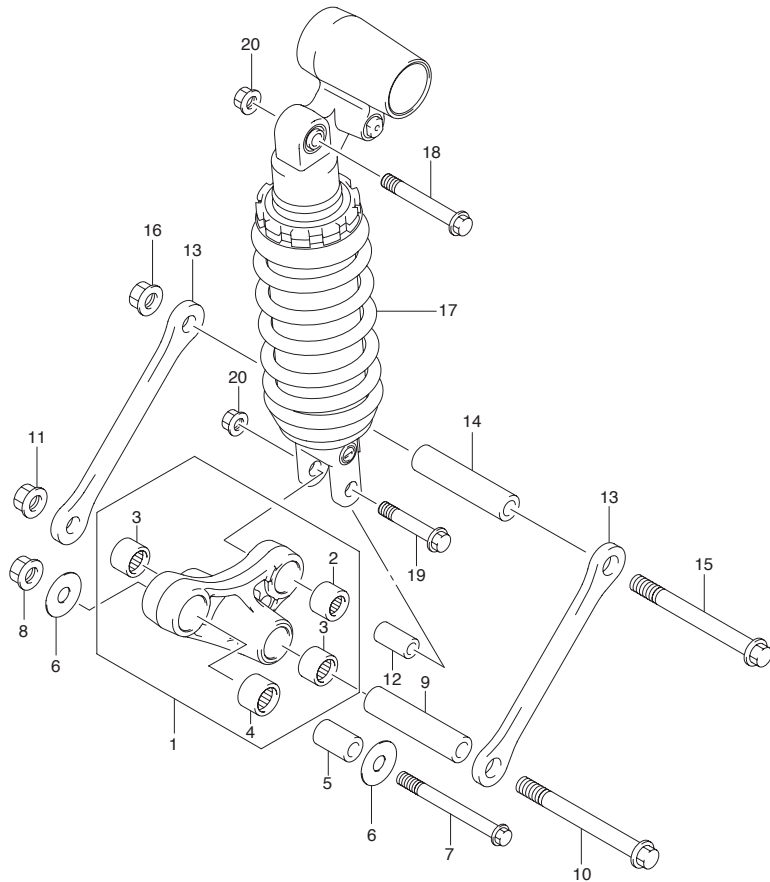


FIG.59 (K-3) REAR CUSHION LEVER

REF NO.	PART NO.	DESCRIPTION	Q'TY	REMARKS
1	62600-24831	LEVER SET, REAR CUSHION	1	
2	09263-20073	·BEARING, FRONT (20X27X30)	1	
3	09263-17037	·BEARING, CENTER (17X24X25)	2	
4	09263-17034	·BEARING, REAR (17X24X26)	1	
5	62684-12C00	SPACER, FRONT (12X20X32)	1	
6	08211-12301	WASHER	2	
7	62658-19F00	BOLT, FRONT (12X78)	1	
8	09159-12056	NUT	1	
9	62626-33D00	SPACER, CENTER	1	
10	62621-33D10	BOLT, CENTER	1	
11	09159-12056	NUT	1	
12	62684-40A10	SPACER, REAR (10X17X30)	1	
13	62641-24F00	ROD, REAR CUSHION	2	
14	62626-33D00	SPACER, ROD	1	
15	62621-33D10	BOLT, ROD	1	
16	09159-12056	NUT	1	
17-1	62100-24F50	ABSORBER ASSY, REAR SHOCK	1	E2, E19, E24, P37, E51
17-2	62100-24F70	ABSORBER ASSY, REAR SHOCK	1	E14
18	09103-10033	BOLT, UPPER (10X70)	1	
19	09103-10143	BOLT, LOWER (10X55)	1	
20	09159-10115	NUT	2	



FIG.60

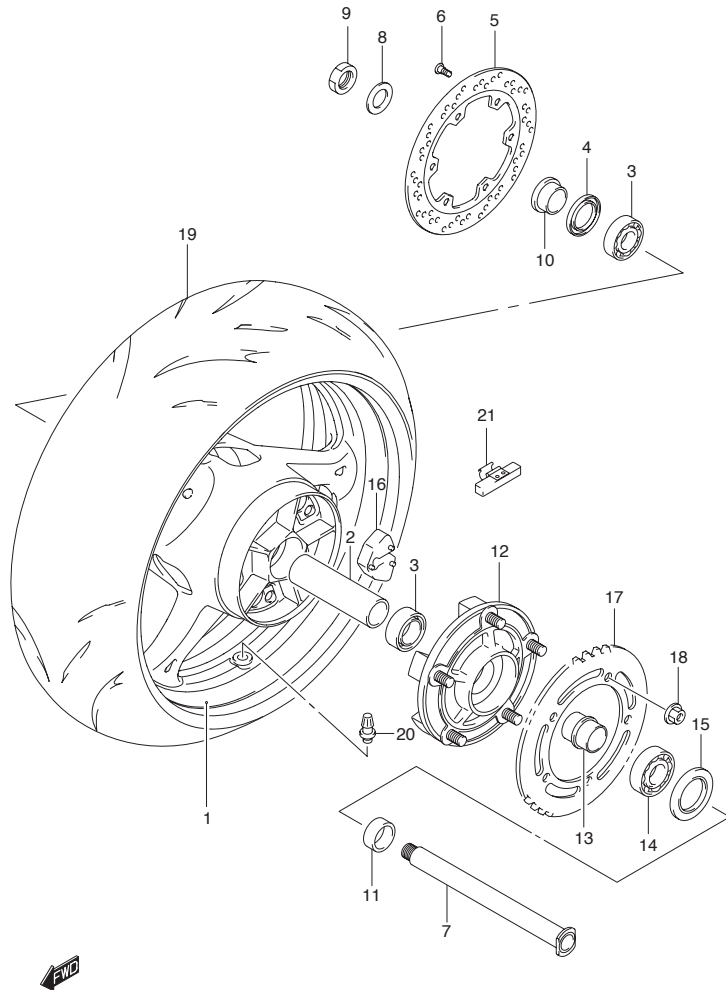


FIG.60 (K-4) REAR WHEEL (MODEL K8/K9)

REF NO.	PART NO.	DESCRIPTION	Q'TY	REMARKS
1-1	64111-15H00-019	WHEEL, REAR (17XMT6.00) (BLACK)	1	FOR CZY,EAH,EAJ,FGG
1-2	64111-15H00-0FR	WHEEL, RR, 17M/CXMT6.00 (GOLD)	1	FOR EAK
1-3	64111-15H00-Y6G	WHEEL, RR, 17M/CXMT6.00 (SILVER)	1	FOR FGF,GRF
2	64731-40F10	SPACER, HUB BEARING	1	
3	09262-28043	BEARING (28X52X12)	2	
4	09284-37001	SEAL, RH	1	
5	69211-15H00	DISC, REAR BRAKE	1	
6	09106-08160	BOLT (8X33)	6	
7	64711-33E20	AXLE, REAR	1	
8	09160-25070	WASHER, RR AXLE (25.2X42X3.2)	1	
9	09159-25003	NUT	1	
10	64741-35F00	SPACER, AXLE RH	1	
11	64751-49G00	SPACER, AXLE LH	1	
12	64610-35F30	DRUM, REAR SPROCKET	1	
13	64733-35F00	RETAINER, SPROCKET DRUM	1	
14	09262-32007	BEARING (32X65X17)	1	
15	09285-39001	SEAL (39X65X7)	1	
16	64651-35F20	ABSORBER, HUB SHOCK	5	
17	64511-40F50	SPROCKET, REAR (NT:43-530)	1	
18	08319-3110A	NUT	5	
19	65110-24F50	TIRE, REAR, 190/50 ZR17 (73W) (BRIDGESTONE)	1	
20	43130-24A00	VALVE ASSY, WHEEL RIM (TR412)	1	
21-1	55411-39G00	BALANCER, WHEEL, NO.1	0~3	
21-2	55412-39G00	BALANCER, WHEEL, NO.2	0~3	
21-3	55413-39G00	BALANCER, WHEEL, NO.3	0~3	

COLOR : CZY=YAY (BLACK) , YHF (GRAY)
 : EAH=YPA (SILVER) , YMD (SILVER)
 : EAJ=YME (ORANGE) , YAY (BLACK)
 : FGG=019 (BLACK) , YMG (GOLD)
 : EAK=YKZ (BLUE) , YAY (BLACK)
 : FGF=YBD (WHITE) , YMD (SILVER)
 : GRF=YHG (GRAY) , YMD (SILVER)

REFER TO FIG.60A (K-5) FOR MODEL L0

FIG.60A

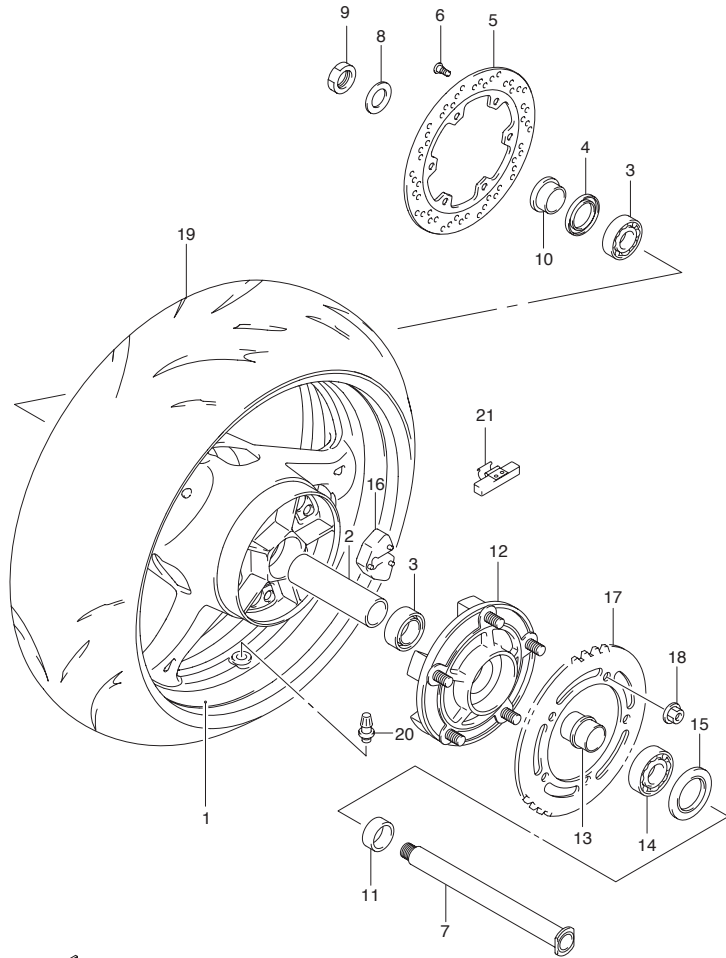


FIG.60A (K-5) REAR WHEEL (MODEL L0)

REF NO.	PART NO.	DESCRIPTION	Q'TY	REMARKS
1-1	64111-15H00-019	WHEEL, REAR (17XMT6.00) (BLACK)	1	FOR YAY,YKZ
1-2	64111-15H00-019	WHEEL, REAR (17XMT6.00) (BLACK)	1	FOR YAY,YKZ
	64111-15H00-019	WHEEL, RR, 17M/CXMT6.00 (SILVER)	1	FOR YPA
2	64731-40F10	SPACER, HUB BEARING	1	
3	09262-28043	BEARING (28X52X12)	2	
4	09284-37001	SEAL, RH	1	
5	69211-15H00	DISC, REAR BRAKE	1	
6	09106-08160	BOLT (8X33)	6	
7	64711-33E20	AXLE, REAR	1	
8	09160-25070	WASHER, RR AXLE (25.2X42X3.2)	1	
9	09159-25003	NUT	1	
10	64741-35F00	SPACER, AXLE RH	1	
11	64751-49G00	SPACER, AXLE LH	1	
12	64610-35F30	DRUM, REAR SPROCKET	1	
13	64733-35F00	RETAINER, SPROCKET DRUM	1	
14	09262-32007	BEARING (32X65X17)	1	
15	09285-39001	SEAL (39X65X7)	1	
16	64651-35F20	ABSORBER, HUB SHOCK	5	
17	64511-40F50	SPROCKET, REAR (NT:43-530)	1	
18	08319-3110A	NUT	5	
19	65110-24F50	TIRE, REAR, 190/50 ZR17 (73W) (BRIDGESTONE)	1	
20	43130-24A00	VALVE ASSY, WHEEL RIM (TR412)	1	
21-1	55411-22H00	BALANCER, WHEEL, NO.1	0~3	
21-2	55412-22H00	BALANCER, WHEEL, NO.2	0~3	
21-3	55413-22H00	BALANCER, WHEEL, NO.3	0~3	

4



FIG.61

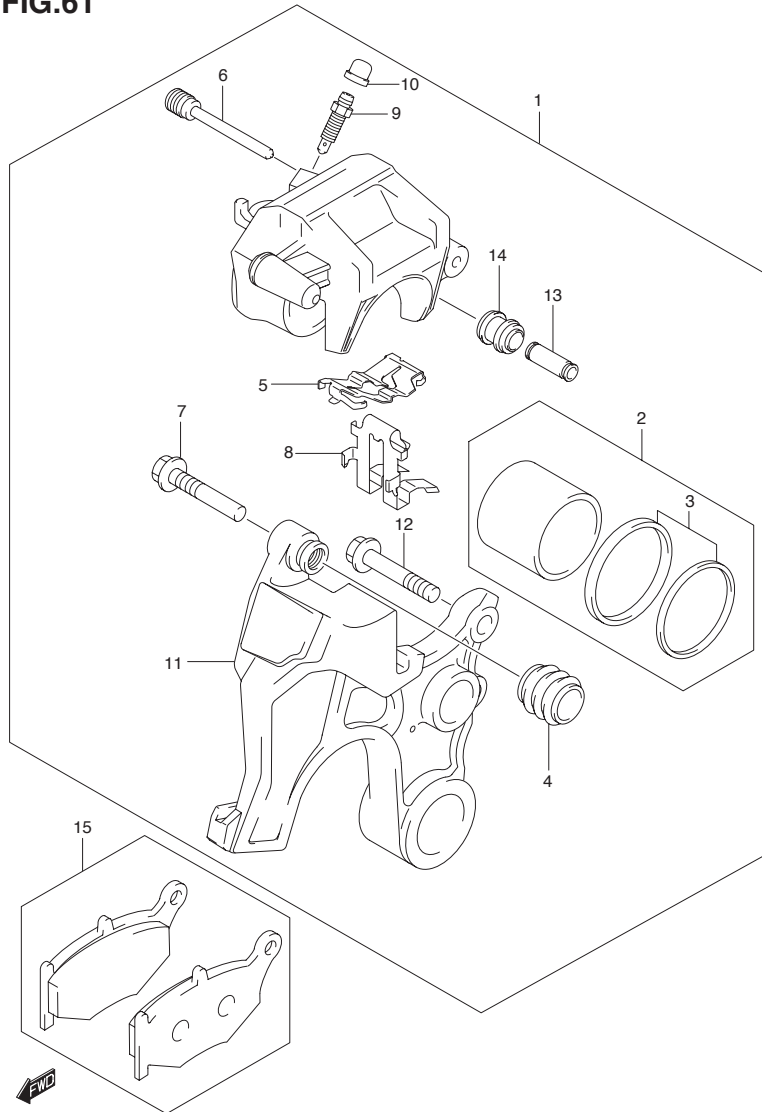


FIG.61 (K-6) REAR CALIPER

REF NO.	PART NO.	DESCRIPTION	Q'TY	REMARKS
1	69100-15H00-999	CALIPER ASSY, REAR	1	
2	69100-44890	·PISTON SET	1	
3	69102-05880	··SEAL SET, PISTON	1	
4	59112-44B00	·BOOT, AXLE	1	
5	69115-44G00	·SPRING, PAD	1	
6	59141-40F00	·PIN	1	
7	69105-44G00	·PIN, BOLT	1	
8	69116-44G00	·RETAINER	1	
9	59121-18410	·BLEEDER	1	
10	55156-66310	·CAP	1	
11	69150-15H00	·BRACKET	1	
12	69182-44G00	·BOLT	1	
13	69185-44G00	·SLEEVE	1	
14	69186-44G00	·BOOT, SLEEVE	1	
15	69100-15820	PAD SET	1	

FIG.62

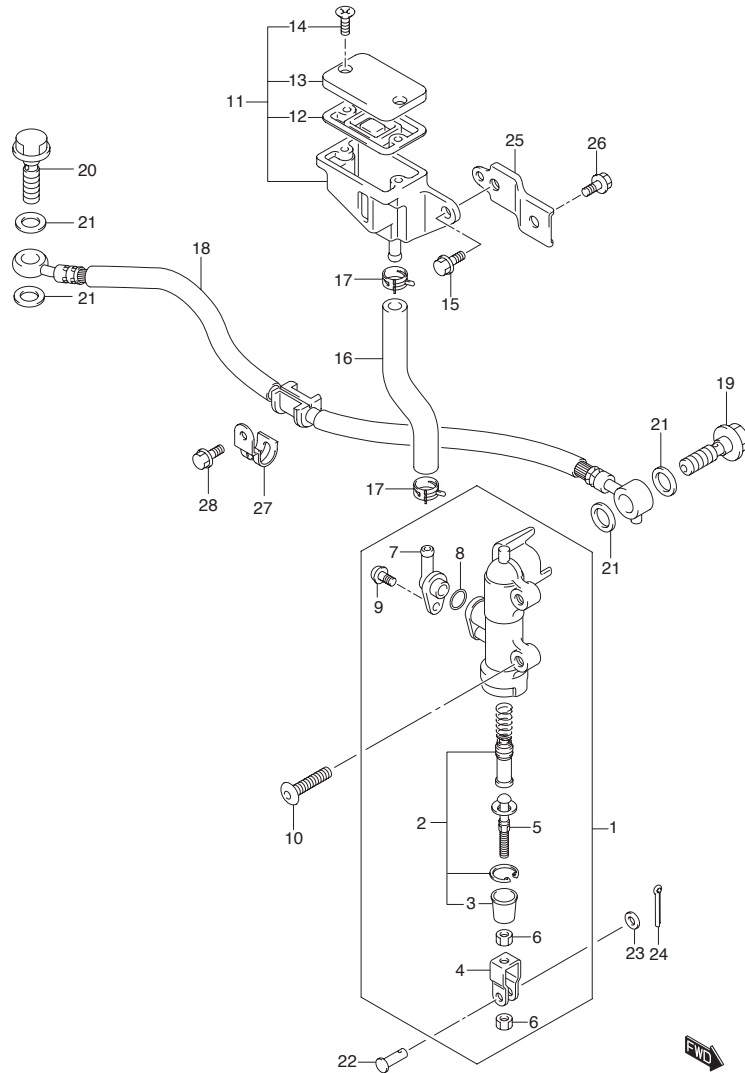


FIG.62 (K-7) REAR MASTER CYLINDER

REF NO.	PART NO.	DESCRIPTION	Q'TY	REMARKS
1	69600-15H00	CYLINDER ASSY, REAR MASTER	1	
2	69600-04820	·PISTON / CAP SET	1	
3	69691-00A00	··BOOT	1	
4	69692-27A30	·YOKE	1	
5	69670-27A30	·ROD, PUSH	1	
6	69693-05A00	·NUT	2	
7	69672-05A00	·CONNECTOR	1	
8	69686-34200	·O RING	1	
9	02112-7412A	·SCREW	1	
10	09139-06028	BOLT (6X20)	2	
11	69740-01D02	TANK ASSY, REAR RESERVOIR	1	
12	59667-04700	·DIAPHRAGM	1	
13	59669-05D00	·CAP	1	
14	69689-04A00	·SCREW	2	
15	01547-0612A	BOLT	1	
16	69731-24F00	HOSE, RESERVOIR TANK	1	
17	09401-13417	CLAMP	2	
18	69480-15H00	HOSE, REAR BRAKE	1	
19	09360-10061	BOLT	1	
20	09360-10062	BOLT (10X1.00X22)	1	
21	09161-10009	WASHER (10X15X1.5)	4	
22	09200-06068	PIN	1	
23	08322-0106A	WASHER	1	
24	04111-2015A	PIN, COTTER	1	
25	69750-15H00	BRACKET, RESERVOIR TANK	1	
26	01550-0612A	BOLT	1	
27	69268-15H00	CLAMP, REAR BRAKEHOSE	1	
28	01547-0612A	BOLT	1	

4

FIG.63

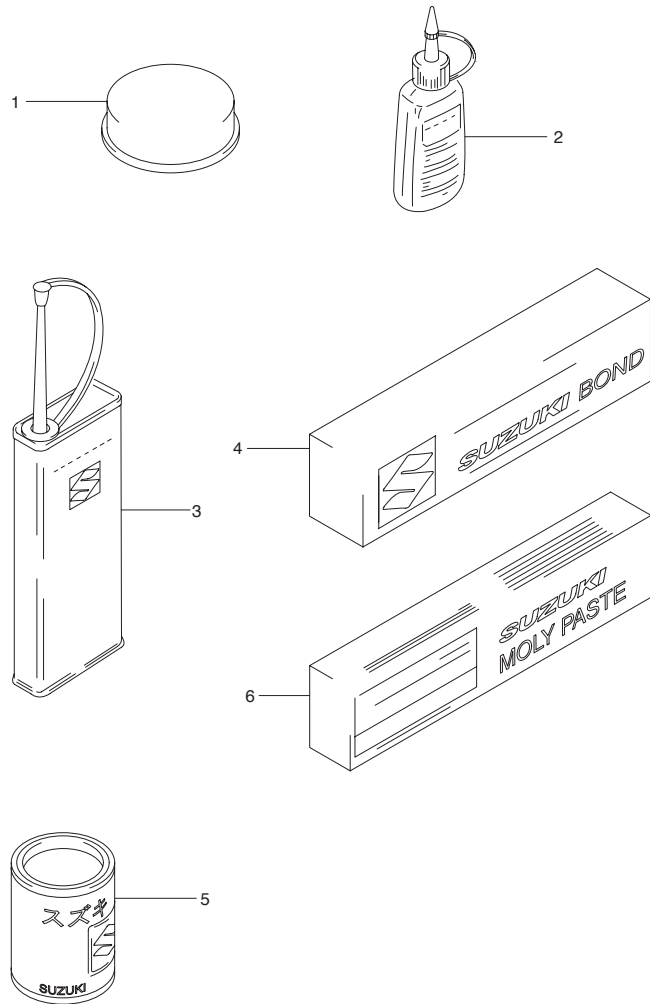


FIG.63 (K-8) OPTIONAL

REF NO.	PART NO.	DESCRIPTION	Q'TY		REMARKS
1	99000-25110	SUZUKI PBC GREASE	1	20G	
2-1	99104-32020	THREAD LOCK SUPER (1361A)	1	50G	
2-2	99104-32030	THREAD LOCK SUPER (1363A)	1	50G	
2-3	99000-32050	THREAD LOCK SUPER (1342)	1	50G	
2-4	99000-32100	THREAD LOCK SUPER (1305)	1	50G	
2-5	99000-32130	THREAD LOCK SUPER (1360)	1	50G	
3	99000-32040	THREAD LOCK CEMENT	1	200G	
4-1	99000-31140	SUZUKI BOND (1207B)BLACK	1	100G	
4-2	99000-31110	SUZUKI BOND (1215)	1	100G	
5	99000-25030	SUZUKI SUPER GREASE	1	150G	
6	99000-25140	SUZUKI MOLY PASTE	1	50G	

PARTS NUMBER INDEX

PART NO.	FIG.NO.-REF.NO.	PART NO.	FIG.NO.-REF.NO.	PART NO.	FIG.NO.-REF.NO.	PART NO.	FIG.NO.-REF.NO.	PART NO.	FIG.NO.-REF.NO.	PART NO.	FIG.NO.-REF.NO.
10000		11483-24F00	1-7	12654-24F00-0F0	10-2	12932-24F00	11-9	13853-15H00	15-10	16491-24F00	7-14
			6-28	12666-24F00	10-3	12933-38400	11-8	13859-41B10	15-11	16510-03G00-X07	5-43
		11485-24F00	1-8	12681-26D01	10-9	13111-15H00	3-20	13882-41G00	15-12	16520-24F00	7-8
			5-54	12686-24F00	10-4	13150-01H00	5-49	14100-15H00	16-1	16591-06B01	5-40
		11489-24F01	1-9	12710-15H00	11-1	13165-15H00	14-25	14181-22D01	1-13	16600-15H10	17-1
11100-15H00	3-1			12720-15H00	11-2	13170-15H10	3-22			16640-24F00	17-5
11115-15H70	3-5	11491-24F01	1-10	12731-24F10	8-13		15-2	14181-33E00	16-3	16650-15H00	17-12
11117-15H00	3-9			12760-24F01	12-1	13269-18G00	13-2	14230-15H00	16-4	17210-15H00	39C-14
11131-33E00	3-13	11492-24F00	1-11	12771-15H00	12-2	13271-43E00	13-3	14240-15H00	16-5	17400-24F10	19-1
11141-15H00	1-2		6-23	12773-24F00	12-7	13291-26E00	13-4	14310-15H00	16-6	17411-24F00	19-2
		11511-24F10	7-1	12782-24F01	12-3	13295-26E00	13-5	14340-15H00	16-7	17418-33400	19-10
11161-33E00	3-25	11532-46E00	5-29	12800-41810	11-12	13406-15H00	13-1	14414-15H00	16-8	17432-07G00	19-8
11170-15H00	2-1	11611-24F00	5-47	12811-15H00	12-5	13406-15H10	13-1	14458-45G10	16-9	17435-33400	19-11
11173-24F00	1-3	11971-25D00	6-6	12812-31G00	12-6	13428-15H00	13-11	14459-15H00	16-10	17461-48G00	19-6
	2-2	11971-33210	6-2	12830-15H00	12-9	13471-24F30	14-14	14770-15H00	16-11	17470-02F10	19-5
11178-15H00	1-4	12000-15810	8-5	12835-15H00	12-12	13473-15H00	14-7	14771-15H00	16-12	17491-17E01	19-3
	2-3	12111-15H00-0F0	8-9	12837-02H00	1-12	13473-21H00	14-4	14780-15H00	16-13	17511-24F10	19-7
11191-13E00	3-26	12140-15H00	8-10		12-10	13474-21H00	14-5	14790-15H00	16-14	17568-50F00	21-16
11191-27E00	1-14	12151-05200	9-4	12838-15H00	12-13	13474-21H10	14-6	15100-15H00	18-1	17661-35F00	21-14
	2-5	12151-07D00	8-11	12839-15H00	12-15	13565-15H00	13-16	15111-35F00	18-4	17670-15H00	21-13
11210-15H00-0F0	4-1	12160-15H00	8-1	12891-02F00	11-3	13575-40F00	13-7	15112-42F00	18-5	17710-15H00	20-1
11241-15H00	1-5	12163-24F10	8-2	12892-41C00-230	11-11		13-14	15113-35F00	18-7	17711-40F00	20-10
	4-2	12164-46E01-0A0	8-4	12892-41C00-235	11-11	13580-18G00	13-6	15114-35F00	18-6	17712-40F00	20-11
11280-24F00	4-6	12164-46E01-0B0	8-4	12892-41C00-240	11-11	13580-40F30	13-13	15115-35F00	18-8	17730-12C20	20-2
11282-24F00	4-7	12164-46E01-0C0	8-4	12892-41C00-245	11-11	13601-21H00	13-17	15116-06G10	18-9	17750-24F00	20-6
11283-24F00	4-14	12164-46E01-0D0	8-4	12892-41C00-250	11-11	13601-35F00	14-8	15116-35F10	18-10	17765-09F00	17-13
11301-24861	5-1	12228-24F00-0A0	5-42	12892-41C00-255	11-11	13605-15H00	13-12	15171-35F00	18-12	17771-15H00	20-12
11319-33E50	5-2		8-7	12892-41C00-260	11-11	13605-40F00	13-8	15172-35F00	18-13	17802-14F00	17-15
11323-24F10	5-3	12228-24F00-0B0	5-42	12892-41C00-265	11-11		13-15	15173-35F00	18-14	17810-15H00	20-8
11328-24F00	5-5		8-7	12892-41C00-270	11-11	13650-14G11	15-19	15181-15H00	18-15	17820-15H00	20-9
11331-15H00	5-48	12228-24F00-0C0	5-42	12892-41C00-275	11-11	13650-49X00	3-27	15201-35F00	18-16	17851-15H00	21-1
11340-24F01	6-1		8-7	12892-41C00-280	11-11	13655-14G10	15-20	15410-41G00	18-2	17852-15H00	21-2
11351-24F00	6-27	12228-24F00-0D0	5-41	12892-41C00-285	11-11	13680-21H10	14-15	15420-44G00	18-3	17853-24F00	21-3
11361-15H00	6-31		5-42	12892-41C00-290	11-11	13683-15H00	14-20	15625-29G00	15-23	17854-24F00	21-4
11362-15H00	6-32		8-6	12892-41C00-295	11-11	13683-21H10	14-19	15625-29G10	15-18	17855-15H00	21-7
11363-15H00	6-33		8-7	12892-41C00-300	11-11	13683-21H20	14-18	15630-29G10	15-22	17861-33E20	21-5
11364-15H00	6-35	12228-24F00-0E0	5-42	12892-41C00-305	11-11	13685-36E50	14-17	15630-29G20	15-17	17863-33E00	21-6
11371-24F00	6-8		8-7	12892-41C00-310	11-11	13693-24F00	14-21	15710-21H00	14-1	17910-15H00	21-18
11372-21H00	5-50	12228-24F00-0F0	5-42	12892-41C00-315	11-11	13697-15H00	15-24	15721-10G00	14-10	17931-02FA0	21-19
11372-24F00	6-9		8-7	12892-41C00-320	11-11	13697-24F00	14-11	15721-21H00	14-3	17981-15H00	21-20
11373-24F00	6-11	12229-15H00-0A0	8-8	12892-41C00-325	11-11	13697-24F20	14-12	15721-24F00	14-9	17982-15H00	21-21
11380-24F20	6-12	12229-15H00-0B0	8-8	12892-41C00-330	11-11	13697-35F00	14-13	15722-21H00	14-2	17982-22H00	21-21
11382-24F20	6-22	12229-15H00-0C0	8-8	12892-41C00-335	11-11	13698-21H00	14-16	15810-15H00	18-18		21-21
11383-15H00	5-53	12229-15H00-0D0	8-8	12892-41C00-340	11-11	13700-15H00	15-1	15815-35F00	18-19	18117-15H11	13-9
11390-34E00	5-23	12229-15H00-0E0	8-8	12892-41C00-345	11-11	13736-15H00	15-3	16321-33E10	7-16	18117-52G10	14-23
11390-34E10	5-24	12600-24F00	9-1	12892-41C00-350	11-11	13740-15H00	15-4	16331-33E00	7-17	18119-05H00	13-10
11393-33E01	5-19	12600-24861	9-6	12911-15H00	11-4	13746-15H00	15-5	16400-24F01	7-13	18213-15H00	16-31
11400-15880	1-1	12612-24F00	9-3	12912-15H00	11-5	13756-15H00	15-6	16440-24F00	7-11	18450-35F30	22-1
11482-24F00	1-6	12615-24F00	9-2	12921-15H00	11-6	13780-15H00	15-7	16460-15H00	17-7	18461-15H00	22-4
	6-3	12650-24F01-0F0	10-1	12931-02F10	11-7	13788-15H00	15-8	16470-15H00	17-8	18471-15H00	22-5

PART NO.	FIG.NO.-REF.NO.	PART NO.	FIG.NO.-REF.NO.	PART NO.	FIG.NO.-REF.NO.
18510-29G30	22-6	24741-24F10	25-5	31281-24F00	26A-10
18531-15H00	22-2	25211-24F20	25-1	31281-88C00	26-12
18610-15H00	22-7	25231-24F20	25-2	31361-38300	26A-11
18711-15H00	22-9	25310-24F00	25-6	31361-43400	26A-12
		25312-42F01	25-8	31497-45000	25-38
20000		25350-24F00	25-13	31800-44G00	28-1
		25355-24F00	25-14	31861-38G00	28-2
		25381-13E00	25-9	32101-24F30	27-1
		25411-24F00	25-3	32102-24F20	27-2
		25411-38B01	25-4	32371-24F00	27-3
21200-24810	23-1	25510-15H00	25-17	32800-15H10	28-5
21410-24F00	23-4	25512-06G10	25-18	32920-15H00	28-12
21413-24F30	23-5	25520-40F00	25-26	32920-15H30	28-12
21441-24F10	23-6	25525-19F00	25-28	32920-15H40	28-12
21441-24F30	23-7	25526-47000	25-27	32920-15H50	28-12
21442-24F00	23-8	25600-17G00	25-30	33220-01H00	28-9
21451-24F00	23-9	25617-03F10	25-32	33410-24F10	28-11
21451-24F10	23-10	25652-20C00	25-31	33610-17E10	29-1
21462-24F00	23-11	25671-01011	25-19	33610-48E30	29-1
21471-24F00	23-12			33624-16G00	29-6
21472-06G00	23-13	27510-15H00	24-43	33652-02H00	46-19
21481-24F31	23-14	27531-15H00	24-44	33652-16G00	29-2
21482-24F30	23-15	27532-15H00	24-45	33652-22D00	40-21
21610-02F12	23-16	27600-24F60-118	24-46		40A-30
23110-24F00	23-20	27620-24F60	24-47		40B-23
23111-26D00	23-21	30000		33652-36000	28-6
23117-46E00	23-22				29-3
23121-31E00	23-23			33652-49000	44-11
23160-15H00	23-24			33810-15H00	29-4
23163-10F00	23-25			33820-15H00	29-5
23164-10F00	23-26	31100-15H00	26-1	33860-15H00	29-7
24120-24F00	24-1	31100-15H10	26A-1	33960-06G10	28-13
24130-15H00	24-18	31130-38300	26-2	34111-15H00	30-8
24136-48G01	24-19	31132-27A01	26-3	34120-15H00	30-1
24221-15H00	24-2	31132-45C00	26A-2	34120-15H10	30-1
24231-15H00	24-3	31135-65010	26-4	34124-39G00	30-3
24251-15H00	24-4	31143-38300	26-5	34150-15H00	30-2
24252-24F10	24-5		26A-3	34153-15H00	30-4
24261-15H00	24-6	31150-24F01	26A-4	34183-31F10	30-5
24262-24F10	24-7	31150-49500	26-6	34187-24F00	30-9
24311-15H00	24-20	31153-49210	26A-5	34193-15H00	30-6
24312-24F10	24-21	31156-38300	26-7	34810-15H00	18-11
24321-15H00	24-22	31171-24F00	26A-6	34955-13E00	30-10
24322-48G00	24-23	31171-38300	26-8	34981-47H01	30-12
24331-15H00	24-24	31172-38300	26-9	34990-35F00	30-13
24332-24F10	24-25			35100-15H00-999	31-1
	24-26	31173-88C00	26A-8	35173-14G00	31-4
24341-15H00	24-27	31175-15H00	26-10	35173-15H00	31-3
24351-15H00	24-28	31264-44110	26-11	35175-24F00	31-2
24361-15H00	24-29		26A-9	35601-15H00	32-1

PART NO.	FIG.NO.-REF.NO.	PART NO.	FIG.NO.-REF.NO.	PART NO.	FIG.NO.-REF.NO.
35602-15H00	32-2	37146-15H00	34A-34	43550-44G00	38-28
35603-15H00	32-7	37180-15H00	34-22	43550-44G10	38-6
35604-15H00	32-8		34A-21	43561-24F00	37-10
35618-15H00	32-3	37180-42FB0	34-21	43576-15H00	38-7
35638-15H00	32-4	37180-42FC0	34-21	43576-15H10	38-8
35658-15H00	32-9	37183-42F00	34-23	43600-15H00	38-18
35678-15H00	32-10	37200-15H00	35-1	43611-44G00	38-20
35710-15H00	33-1	37400-18H11	35-4	43621-44G00	38-29
35726-15H00	33-2	37730-15H00	25-39	43700-15H00	38-27
35726-15H10	33-3	37740-19F00	34-25	43816-01H10	38-21
35910-41G00	33-7		34A-23		38-30
35912-41G00	33-8	37820-33D10	7-21	44100-15H00-YAY	39A-1
35913-41G00	33-9	37822-33D00	7-22	44100-15H00-YHF	39-1
35917-41G00	33-10	37840-24F00	34-27	44100-15H00-YHG	39A-1
35950-14A10	31-12		34A-25	44100-15H00-YKZ	39-1
36118-15H00	31-5	38500-24F00	34-30	44100-15H00-YME	39-1
36610-15H10	34-1		34A-28	44100-15H00-YMG	39A-1
36610-15H30	34A-1	38610-03F00	32-13	44100-15H00-YPA	39-1
36610-15H40	34-1	38740-26E00	34-32	44100-15H10-YAY	39A-1
36618-33E00	34-6		34-33	44100-15H10-YHF	39-1
	34A-6		34A-30	44100-15H10-YHG	39A-1
36619-15H00	34-7		34A-31	44100-15H10-YKZ	39-1
	34A-7	38741-24F00	34-34	44100-15H10-YME	39-1
36620-15H00	34-8		34A-32	44100-15H10-YMG	39A-1
	34A-8			44100-15H10-YPA	39-1
36651-48E00	28-7			44100-15H20-YAY	39A-1
36742-39D00	34-5			44100-15H20-YHG	39A-1
	34A-5			44100-15H20-YMG	39A-1
36744-24F00	34-16			44100-15H30-YBD	39A-3
	34A-16			44100-15H40-YBD	39A-3
36855-15H00	34-15	41100-15H02-YAP	36-1	44100-15H50-YBD	39A-3
	34A-15	41200-15H00	36-2	44100-15H60-YAY	39B-1
36857-15H00	34-9	41911-33E10	36-6	44100-15H60-YKZ	39B-1
	34A-9	41921-15H00	36-8	44100-15H60-YPA	39B-1
36920-45G00	34-14	41921-15H10	36-9	44100-15H70-YAY	39B-1
	34A-14	41922-19F11	36-10	44100-15H70-YKZ	39B-1
36930-60A10	45B-13	41922-33E10	36-11	44100-15H70-YPA	39B-1
36930-82010	45-13	42310-24F00	37-1	44100-15H80-YAY	39B-1
	45A-16	42330-24F01	37-6	44100-15H80-YKZ	39B-1
37000-15870	34-18	43111-24F00	37-8	44100-15H80-YPA	39B-1
37000-15880	34A-18			44191-15H00	39-6
37100-15H00	34-19	43130-24A00	54-11		39A-8
37100-15H30	34A-19		54A-11		60-20
37100-15H50	34-19			44191-15H10	39-7
37100-15H80	34-19	43510-15H00	38-1		39-5
					39A-9
	34A-19	43511-44G10	38-2		39B-6
37100-15840	34-18	43521-15H00	38-3	44200-16850	39-4
37100-15850	34A-18	43521-44G10	38-4		39A-6
37100-15860	34-18	43536-44G00	38-5		39B-3
37146-15H00	34-36	43550-44G00	38-19	44200-16870	39A-6

5

PART NO.	FIG.NO.-REF.NO.	PART NO.	FIG.NO.-REF.NO.	PART NO.	FIG.NO.-REF.NO.
44200-16870	39B-3	44890-24F00	39C-4	45516-01H00	40B-11
44240-17C00	39C-3	44892-24A00	39C-7	45550-15H00-YAY	51-18
44240-24F00	39C-11	44894-24A00	39C-5		51A-18
44423-15H00	39-27		39C-8	45550-15H00-YBD	51B-18
	39A-29	45100-15H00-EJY	51-1		51A-18
44424-15H00	39B-27		51A-1	45550-15H00-YHF	51-18
	39-29	45117-15H00	51B-1	45550-15H00-YHG	51A-18
	39A-31		51-4	45550-15H00-YKZ	51-18
	39B-29		51A-4		51B-18
44424-15H10	39-31		51B-4	45550-15H00-YPA	51-18
44427-15H00	39A-33	45118-15H00	51-5	45550-15H00-019	51B-18
	39B-31		51A-5	45553-15H00	51A-18
	39-28	45149-15H00	51B-5		51-20
	39A-30		51-8		51A-19
	39B-28		51A-8		51B-19
44427-15H10	39A-30	45149-44G00	51B-8	46211-15H00-YAY	51-22
	39B-28		39-24		51A-21
44434-15H00	39C-1		39A-26	46211-15H00-YBD	51B-21
44435-15H00	39C-10	45149-45330	39B-24	46211-15H00-YHF	51A-21
44437-15H00	39C-20		51-2	46211-15H00-YHG	51-22
44511-16G00	39-12		51A-2	46211-15H00-YKZ	51A-21
	39A-14	45191-15H00	51B-2		51-22
	39B-11		51-13	46211-15H00-YPA	51B-21
44512-16G00	39-13		51A-13		51-22
	39A-15		51B-13		51B-21
44530-15H00	39B-12	45213-42F00	51-7	46211-15H00-019	51A-21
	39-23		51-19	46212-24F11	51-26
	39A-25		51A-7		51A-25
	39B-23	45220-15H00	51B-7	46217-24F00	51B-25
44541-24F00	39-14		51-11		51-25
44543-15H00	39A-16	45280-18G00	51A-11		51A-24
	39B-13		51B-11	46315-24F01	51B-24
	39-15		51-16		36-4
	39A-17		51A-16	47110-15H00-YAY	40-1
	39B-14		51B-16	47110-15H00-YBD	40A-1
44543-47H00	39B-19	45288-14F20	51-17	47110-15H00-YHF	40-1
44550-15H00	39-18		51A-17	47110-15H00-YHG	40A-1
	39A-20	45289-11F00	51B-17	47110-15H00-YKZ	40-1
	39B-17		51-15	47110-15H00-YPA	40-1
44555-15H00	39-16		51A-15	47110-15H00-019	40A-1
44561-18G00	39A-18	45290-15H00	51B-15	47110-15H00-4CX	40A-1
	39B-15		51-9	47110-15H10-YAY	40B-1
	39-22		51A-9	47110-15H10-YKZ	40B-1
	39A-24	45300-15H00-U6H	51B-9	47110-15H10-YPA	40B-1
	39B-22		51-6	47115-16G00	40-19
44574-35F00	39-25		51A-6		40A-28
	39A-27	45516-01H00	51B-6	47190-24F01	40B-21
	39B-25		40-25		51-21
44880-15H00	39C-17		40A-12		51A-20
44883-06G00	39C-16		40A-18		51B-20

PART NO.	FIG.NO.-REF.NO.	PART NO.	FIG.NO.-REF.NO.	PART NO.	FIG.NO.-REF.NO.
47190-24F11	51-24	47411-15H00-YPA	40B-15	53100-15H00-YHF	41-1
	51A-23	47411-15H00-019	40A-22	53100-15H00-YHG	41-1
	51B-23	47511-15H00	40-3A	53100-15H00-YKZ	41-1
47190-24F21	40-22		40A-4		41-1
	40A-31		40B-5	53100-15H00-YPA	41-1
47191-24F00	40B-24	47851-15H00	44-12		41-1
	40-20			53100-15H00-019	41-1
	40A-29			53331-15H00	41-2
	40B-22			54111-15H00-YMY	54A-1
47191-24F20	40-24			54111-15H00-Y6G	54-1
47191-24F30	40A-33			54111-15H00-0FR	54-1
	40B-26	50000		54111-15H00-019	54-1
	40-23			54711-15H00	54A-1
	40A-32				54-5
	40B-25				54A-5
47210-15H00-YAY	40-2	51103-24F50	52-1	54712-41G00	54-6
47210-15H00-YBD	40A-2	51104-24F50	52-2		54A-6
47210-15H00-YHF	40-2	51110-24F50	52-3	54731-33E20	54-2
47210-15H00-YHG	40A-2	51120-24F50	52-4		54A-2
47210-15H00-YKZ	40-2	51130-24F50	52-16	54751-41G00	54-7
47210-15H00-YPA	40-2	51146-24F50	52-9		54A-7
47210-15H00-019	40A-2	51147-24F50	52-10	55110-24F50	54-10
47210-15H00-4CX	40A-2	51148-41310	52-11		54A-10
47210-15H10-YAY	40B-2	51153-41G00	52-6	55156-66310	55-8
47210-15H10-YKZ	40B-2	51156-14200	52-7		61-10
47210-15H10-YPA	40B-2	51158-14200	52-5	55411-22H00	54A-12
47310-15H00-YAY	40-6	51158-40F30	52-14		60A-21
47310-15H00-YHF	40-6	51166-01D80	53-4	55411-39G00	54-12
47310-15H00-YHG	40A-7	51166-24F50	52-19		60-21
47310-15H00-YKZ	40-6	51171-24F50	52-13	55412-22H00	54A-12
47310-15H00-YPA	40-6	51173-41G00	52-8		60A-21
47310-15H00-019	40A-7	51176-40F30	52-15	55412-39G00	54-12
47310-15H00-4CX	40A-7	51311-24F50	53-5		60-21
47310-15H10-YBD	40A-13	51328-24F50	53-6	55413-22H00	54A-12
47310-15H20-YAY	40B-8	51351-24F50	52-17		60A-21
47310-15H20-YKZ	40B-8	51352-13A60	52-12	55413-39G00	54-12
47310-15H20-YPA	40B-8	51353-24F00	53-8		60-21
47312-15H00	40-9A	51356-24F50	53-7	56111-15H00	42-1
	40A-11	51410-24F50	53-1	56151-15H00	42-2
	40A-17	51451-05H00	53-4	56200-15830	42-14
47411-15H00-YAY	40B-10	51631-33E00	53-13	56210-15H00	42-3
	40-13	51641-33E00	53-12	56240-01D00	42-9
	40A-22	51643-41G00	53-11	56243-01D00	42-10
	40B-15	51644-12C00	53-2	56246-24F00	42-6
47411-15H00-YBD	40A-22		53-10	56247-24F00	42-5
47411-15H00-YHF	40-13	51750-15H00	53-14		42-17
47411-15H00-YHG	40A-22	53100-15H00-YAY	41-1	56500-24F00	42-18
47411-15H00-YKZ	40-13		41-1	57110-21H01	43-1
	40B-15		41-1	57211-21H00	43-2
47411-15H00-YPA	40-13	53100-15H00-YBD	41-1	57300-10G30	43-3

PART NO.	FIG.NO.-REF.NO.	PART NO.	FIG.NO.-REF.NO.	PART NO.	FIG.NO.-REF.NO.
57300-14G20	43-3	59675-02FA0	57-12	63421-24F00	44-6
57431-17H00	43-4 43-9	59800-24F10	57-1	64111-15H00-YMY	60A-1
57460-17C11	43-6	59800-24810	57-2	64111-15H00-Y6G	60-1
57465-17C00	43-7	59866-23H00	57-3	64111-15H00-0FR	60-1
		59871-23H00	57-4	64111-15H00-019	60-1
57500-24F20	43-8	59892-08A00	57-5		60A-1
57560-02FA0	43-11	59910-24F10	57-13	64339-14101	53-16
58300-15H00	42-21	59915-24F00	57-17	64511-40F50	60-17
58300-15H10	42-22	59921-24F00	57-19		60A-17
58620-15H00	42-25			64610-35F30	60-12
58623-24F10	42-23				60A-12
59100-29840	55-9			64651-35F20	60-16
59100-41G30-999	55-1	60000			60A-16
59100-41810	55-3			64711-33E20	60-7
59100-41820	55-2				60A-7
59112-44B00	61-4	61000-24F40-YAP	58-1	64731-40F10	60-2
59121-01A00	23-27	61124-33E00	58-5		60A-2
59121-18410	55-7	61211-16G00	58-10	64733-35F00	60-13
		61214-40C31	58-11		60A-13
59122-01A00	61-9 23-28	61251-17E10	58-7	64741-35F00	60-10
59141-40F00	61-6	61262-17E10	58-9		60A-10
59141-41G00	55-4	61273-15H00	58-14	64751-49G00	60-11
59145-18G00	55-5	61281-33E20	58-2		60A-11
59151-29G00	55-6	61311-15H00	58-17	65110-24F50	60-19
59151-41G00	55-13	61445-40F20	58-20		60A-19
59171-41G00	55-10	61446-40F10	58-19	68110-15H00-EWW	39-2
59172-41G00	55-11	62100-24F50	59-17	68110-15H00-EWY	39-2
59210-15H00	54-8	62100-24F70	59-17	68110-15H00-EWZ	39-2
	54A-8	62278-14100	52-18	68110-15H00-EYA	39-2
59240-15H00	56-16	62600-24831	59-1	68110-15H00-GKU	39A-2
59260-41G00	56-17	62621-33D10	59-10	68110-15H00-GKV	39A-2
59270-15H00	56-18		59-15	68110-15H00-GKW	39A-2
59300-41G30-999	55-1	62626-33D00	59-9	68110-15H10-GUH	39A-4
59480-15H00	56-15		59-14	68111-18G20	39-3
59600-24F10	56-1	62641-24F00	59-13		39A-5
59600-24810	56-2	62658-19F00	59-7		39B-2
59664-48B00	56-4	62684-12C00	59-5	68131-15H00-EYE	40-3
	57-6	62684-40A10	59-12	68131-15H00-EYF	40-3
59666-44300	56-3	63111-15H00-291	44-1	68131-15H00-EYG	40-3
59667-04700	62-12	63112-15H00-291	44-9	68131-15H00-EYH	40-3
59667-49460	56-5	63113-15H00	44-16	68131-15H00-GKZ	40A-3
	57-7	63120-15H00	44-7	68131-15H00-GLA	40A-3
59668-41C00	56-6	63130-15H00	44-3	68131-15H00-GLB	40A-3
	57-8	63131-10F00	20-13	68131-15H00-GUJ	40A-3
59669-05D00	62-13	63161-43E00	45-11	68135-15H00-CUK	40A-8
59669-10G00	56-7 57-9		45A-14 45B-11	68135-15H00-CVN	40-7
59671-36500	56-9		56-19	68135-15H00-EAJ	40-7
	57-11	63192-16GA0	44-17	68135-15H00-EYC	40-7
59675-02FA0	56-10	63411-24F00	44-4	68135-15H00-EYD	40-7
				68135-15H00-GEK	40A-8

PART NO.	FIG.NO.-REF.NO.	PART NO.	FIG.NO.-REF.NO.	PART NO.	FIG.NO.-REF.NO.
68135-15H00-GKY	40A-8	68281-24F10-019	45B-3	68641-19F00-019	40A-16
68135-15H10-GLR	40A-14	68281-35F00	42-4		40B-9
68135-15H20-HUZ	40B-3	68318-15HJ0	50-6	68641-19F00-17U	40A-10
68135-15H20-HWU	40B-3		50A-5	68680-15H00-EYL	48-3
68135-15H20-HWV	40B-3	68319-29FA0	50-1	68680-15H00-EYM	48-3
68145-15H00-CUK	40A-9		50A-1	68680-15H00-EYN	48-3
68145-15H00-CVN	40-8	68319-29FB0	50-1	68680-15H00-EYP	48-3
68145-15H00-EAJ	40-8		50A-1	68680-15H00-GLD	48A-3
68145-15H00-EYC	40-8	68319-29FC0	50-1	68680-15H00-GLE	48A-3
68145-15H00-EYD	40-8		50A-1	68680-15H00-GLF	48A-3
68145-15H00-GEK	40A-9	68319-29FG0	50-1	68680-15H10-GUK	48A-7
68145-15H00-GKY	40A-9		50A-1	68685-15H00-HWW	48B-3
68145-15H10-GLR	40A-15	68319-29FJ0	50-1	68685-15H00-HWY	48B-3
68145-15H20-HUZ	40B-4		50A-1	68685-15H00-HWZ	48B-3
68145-15H20-HWU	40B-4	68319-29F00	50-1	68685-15H10-HUZ	48B-5
68145-15H20-HWV	40B-4		50A-1	68685-15H10-YSF	48B-5
68185-15H00-DWG	49A-3	68319-29F20	50-1	68685-15H10-YWB	48B-5
68185-15H00-EYR	49-3		50A-1	68690-15H00-EYL	48-4
68185-15H00-EYS	49-3	68319-29F30	50-1	68690-15H00-EYM	48-4
68185-15H00-EYT	49-3		50A-1	68690-15H00-EYN	48-4
68185-15H00-EYU	49-3	68319-29F40	50-1	68690-15H00-EYP	48-4
68185-15H00-FAA	49A-3		50A-1	68690-15H00-GLD	48A-4
68185-15H00-GKY	49A-3	68319-29F50	50-1	68690-15H00-GLF	48A-4
68185-15H00-GUL	49A-12		50A-1	68690-15H00-GLF	48A-4
68195-15H00-DWG	49A-4	68319-29F70	50-1	68690-15H10-GUK	48A-8
68195-15H00-EYR	49-4		50A-1	68695-15H00-HWW	48B-4
68195-15H00-EYS	49-4	68319-29F81	50-1	68695-15H00-HWY	48B-4
68195-15H00-EYT	49-4		50A-1	68695-15H00-HWZ	48B-4
68195-15H00-EYU	49-4	68319-29F90	50-1	68695-15H10-HUZ	48B-6
68195-15H00-FAA	49A-4		50A-1	68695-15H10-YSF	48B-6
68195-15H00-GKY	49A-4	68319-30F40	50-1	68695-15H10-YWB	48B-6
68195-15H10-GUL	49A-13		50A-1	68922-14F40	50-2
68270-15H00-CUK	45A-2	68319-30F90	50-1		50A-2
68270-15H00-CVN	45-2		50A-1	68922-14F90	50-2
68270-15H00-EYC	45-2	68332-24F50	50-4		50A-2
68270-15H00-EYD	45-2		50A-3	68922-29FA0	50-2
68270-15H00-EYK	45-2	68332-24F70	50-4		50A-2
68270-15H00-GEK	45A-2		50A-3	68922-29FB0	50-2
68270-15H00-GLC	45A-2	68332-24F80	50-4		50A-2
68270-15H10-GLR	45A-5		50A-3	68922-29FC0	50-2
68270-15H20-HUZ	45B-2	68613-15H00	50-5		50A-2
68270-15H20-YSF	45B-2		50A-4	68922-29FG0	50-2
68270-15H20-YWB	45B-2	68613-24F00	50-5		50A-2
68281-24F10-YD8	45-3		50A-4	68922-29FJ0	50-2
	45A-3	68613-47H00	50-5		50A-2
	45B-3		50A-4	68922-29F00	50-2
68281-24F10-019	40-9	68623-17D00	50-3		50A-2
	45-3	68641-19F00-YD8	40-9	68922-29F20	50-2
	45A-3		40A-10		50A-2
	45A-6		40B-9	68922-29F30	50-2

5

PART NO.	FIG.NO.-REF.NO.	PART NO.	FIG.NO.-REF.NO.	PART NO.	FIG.NO.-REF.NO.
68922-29F30 68922-29F40 68922-29F50	50A-2 50-2 50A-2 50-2 50A-2	90000		94460-15H00-YME 48-2 94460-15H00-YMG 48A-2 94460-15H00-YPA 48-2 94460-15H10-YBD 48A-6 94460-15H20-YAY 48B-2	
68922-29F70 68922-29F81 68922-29F90	50-2 50A-2 50-2 50A-2 50-2		94401-15H00-YAY 45A-1 94401-15H00-YHF 45-1 94401-15H00-YHG 45A-1 94401-15H00-YKZ 45-1 94401-15H00-YME 45-1	94460-15H20-YKZ 48B-2 94460-15H20-YPA 48B-2 94461-15H00 45-15 45A-18 45B-15	
69100-15H00-999 69100-15820 69100-44890 69102-05880	50A-2 61-1 61-15 61-2 61-3		94401-15H00-YMG 45A-1 94401-15H00-YPA 45-1 94401-15H10-YBD 45A-4 94401-15H20-YAY 45B-1 94401-15H20-YKZ 45B-1	94462-15H00 45-16 45A-19 45B-16 94463-15H00 45-17 45A-20	
69105-44G00 69115-44G00 69116-44G00 69150-15H00 69182-44G00	61-7 61-5 61-8 61-11 61-12	94401-15H20-YPA 45B-1 94419-15H00 45-12 45A-15 45B-12 94420-15H00 47-6	94470-15H00-YAY 45B-17 49-1 94470-15H00-YHF 49A-1 94470-15H00-YMD 49-1 94470-15H00-019 49A-1		
69185-44G00 69186-44G00 69211-15H00 69268-15H00	61-13 61-14 60-5 60A-5 62-27	94423-15H00 47A-6 47B-6 47-8 47A-8 47B-8	94470-15H00-4CX 49-1 94470-15H00-4DX 49-1 94470-15H00-5JX 49A-1 94470-15H10-YMD 49A-10 94470-15H20-YAY 49B-1		
69480-15H00 69600-04820 69600-15H00 69670-27A30 69672-05A00	62-18 62-2 62-1 62-5 62-7	94424-05H00 41-3 94424-15H00 46-1 94425-15H00 46-10 94430-15H00 47-7 47A-7	94470-15H20-YKZ 49B-1 94470-15H20-YPA 49B-1 94472-15H00 49-5 49A-5 49A-14		
69686-34200 69689-04A00 69689-49300 69691-00A00	62-8 62-14 56-8 57-10 62-3	94443-21H00 47B-7 31-6 94450-15H00-YAY 48A-1 94450-15H00-YHF 48-1 94450-15H00-YHG 48A-1	94472-15H10 49B-3 49-7 49A-7 49A-16 49B-5		
69692-27A30 69693-05A00 69731-24F00 69740-01D02 69750-15H00	62-4 62-6 62-16 62-11 62-25	94450-15H00-YKZ 48-1 94450-15H00-YME 48-1 94450-15H00-YMG 48A-1 94450-15H00-YPA 48-1 94450-15H10-YBD 48A-5	94472-15H20 49-6 49A-6 49A-15 49B-4 48-12		
80000		94450-15H20-YAY 48B-1 94450-15H20-YKZ 48B-1 94450-15H20-YPA 48B-1 94458-15H00 45-10 45A-13	94475-15H00 48A-16 48B-14 49-10 49A-19 49B-8		
86932-73060	50-3	94460-15H00-YAY 45B-10 94460-15H00-YHF 48A-2 94460-15H00-YHG 48-2 94460-15H00-YKZ 48A-2 48-2	94476-15H00 48-9 48A-13 48B-11 94476-15H10 48-11 48A-15		

PART NO.	FIG.NO.-REF.NO.	PART NO.	FIG.NO.-REF.NO.	PART NO.	FIG.NO.-REF.NO.
94476-15H10 94476-17H00 94478-15H00	48B-13 20-14 49-15 49A-24 49B-13	94485-15H00 49-11 49A-20 49B-9	94661-15H00-YAY 49B-26 94661-15H00-YHF 49A-37 94661-15H00-YKZ 49B-26 94661-15H00-YMD 49-28 48A-14		
94478-15H10 94478-15H20	49-16 49A-25 49B-14 49-17 49A-26	94488-15H00 48B-12 49-18 49A-27 49B-16 49-19	94661-15H00-YPA 49B-26 94661-15H00-019 49A-37 94667-15H00 49-29 49A-38 49B-27		
94479-15H00 94479-35F00	49B-15 49-21 49A-30 49B-19 44-13	94488-15H20 49A-28 49B-17 49-20 49A-29 49B-18	94671-15H00-YAY 47A-12 47B-12 94671-15H00-YBD 47A-12 94671-15H00-YHF 47-12 94671-15H00-YHG 47A-12		
	48-6 48A-10 48B-8 49-12 49-32	94489-15H00 49-13 49A-22 49B-11 94498-15H00 48-8 48A-12	94671-15H00-YKZ 47-12 47B-12 94671-15H00-YME 47-12 94671-15H00-YMG 47A-12 94671-15H00-YPA 47-12		
	49A-21 49A-41 49B-10 49B-30 49-2	94510-15H00 48B-10 47-1 47A-1 47B-1 46-22	94681-15H00-YAY 47B-12 47A-13 47B-13 94681-15H00-YBD 47A-13 94681-15H00-YHF 47-13		
94480-15H00-YHF 94480-15H00-YMD 94480-15H00-019 94480-15H00-4CX 94480-15H00-4DX	49A-2 49A-2 49A-2 49-2 49-2	94530-24F00 46-23 94540-15H00 49-30 49A-39 49B-28 47-3	94681-15H00-YHG 47A-13 94681-15H00-YKZ 47-13 47B-13 94681-15H00-YME 47-13 94681-15H00-YMG 47A-13		
94480-15H00-5JX 94480-15H10-YMD 94480-15H20-YAY 94480-15H20-YKZ 94480-15H20-YPA	49A-2 49A-11 49B-2 49B-2 49B-2	94560-15H00 47A-3 47B-3 49-25 49A-34 49B-23	94681-15H00-YPA 47-13 47B-13 95700-14810 51-14 51A-14 51B-14		
94482-15H00 94482-15H10	49-8 49A-8 49A-17 49B-6 49-9	94576-24F00 42-19 94611-15H00 45-6 45A-9 45B-6 46-13	99000-25030 63-5 99000-25110 63-1 99000-25140 63-6 99000-31110 63-4 99000-31140 63-4		
94484-15H00	49A-9 49A-18 49B-7 48-13 48A-17	94622-15H00 46-15 94623-15H00 46-17 94631-15H00 46-14 94632-15H00 46-16 94633-15H00 46-18	99000-32040 63-3 99000-32050 63-2 99000-32100 63-2 99000-32130 63-2 99000-69471 11-13		
94484-24F00	48B-15 46-25 47-9 47A-9 47B-9	94641-15H00 46-6 94643-15H00 46-2 94644-15H00 46-3 94651-15H00 46-7 94661-15H00-YAY 49-28	99011-15H50-01A 50-7 99011-15H50-01E 50-7 99011-15H50-01F 50-7 99011-15H50-01H 50-7 99011-15H50-01K 50-7		

PART NO.	FIG.NO.-REF.NO.	PART NO.	FIG.NO.-REF.NO.	PART NO.	FIG.NO.-REF.NO.
99011-15H50-01T	50-7	01547-0630A	7-3	02112-0610A	23-33
99011-15H50-01W	50-7		7-15	02112-0616A	19-12
99011-15H50-029	50-7		51-12	02112-7412A	62-9
99011-15H50-057	50-7		51A-12	02122-0612A	12-8
99011-15H50-068	50-7		51B-12	02142-0408B	39C-9
99011-15H51-01A	50-7	01547-0630B	42-20	02142-0516A	38-24
99011-15H51-01E	50-7	01547-0635A	5-56		38-33
99011-15H51-01F	50-7		19-14	02142-0525A	38-15
99011-15H51-01H	50-7	01547-0640A	5-15	02142-0530A	38-16
99011-15H51-01K	50-7		7-4	02142-0610B	39C-6
99011-15H51-01T	50-7	01547-0650A	5-11		39C-19
99011-15H51-01W	50-7	01547-0660A	5-16	02162-0625A	28-8
99011-15H51-029	50-7	01550-0610A	14-26	03241-1516B	46-8
99011-15H51-057	50-7		34-13	03511-0516A	15-21
99011-15H51-068	50-7	01550-0610B	34A-13	03541-0516A	33-6
99011-15H51-069	50-7	01550-0612A	17-6	03541-0516B	32-6
99011-15H52-01A	50A-6		20-7		45-5
99011-15H52-01E	50A-6		57-18		45A-8
99011-15H52-01F	50A-6		62-26		45B-5
99011-15H52-01H	50A-6	01550-0612B	34-31		46-20
99011-15H52-01K	50A-6		34-35		47-14
99011-15H52-01T	50A-6		34A-29		47A-14
99011-15H52-01W	50A-6		34A-33		47B-14
99011-15H52-029	50A-6		39C-18		49-27
99011-15H52-068	50A-6		49-26		49A-36
99011-15H52-069	50A-6		49A-35	03541-0525B	49B-25
99104-32020	63-2	01550-0616A	49B-24	04111-2015A	15-15
99104-32030	63-2		44-2	04211-09129	62-24
			44-8	04211-09149	23-34
			57-20		5-57
00000		01550-0616B	39C-13		6-14
		01550-0620A	7-9		6-24
		01550-0620B	46-24		6-29
		01550-0630B	3-8		6-36
		01550-0635A	3-14	04211-09189	6-4
01421-0625B	4-3	01550-0645A	3-15	04211-11169	3-7
01500-0625A	25-36	01550-0812B	39-17		4-5
01547-0530A	34-24		39A-19	04221-04089	8-3
	34A-22		39B-16		25-7
01547-0612A	5-7	01550-0816B	49-31	04221-07209	24-17
	56-20		49A-40	06111-07004	24-41
	62-15		49B-29		38-25
	62-28	01550-0820A	16-29		38-34
01547-0612B	42-26	01550-0865A	5-12	07120-0510B	34-17
01547-0620A	5-51	01550-0880A	5-13		34A-17
	21-12	01550-1060A	5-14	07120-0512B	30-14
	21-17	02112-0510B	35-3	07120-0516A	25-40
01547-0625A	5-4	02112-0525B	35-5	07120-0612A	18-17
	5-55	02112-0530B	35-2	07120-0612B	5-22
01547-0630A	5-52	02112-0545B	35-6		5-30

PART NO.	FIG.NO.-REF.NO.	PART NO.	FIG.NO.-REF.NO.	PART NO.	FIG.NO.-REF.NO.
07120-0655B	3-11	08331-3114A	25-25	09106-06073	4-12
07120-0695B	39-21	08331-3118A	37-11		17-10
	39A-23	08332-1106A	38-17		17-11
	39B-21		38-26		22-3
07130-0510B	25-41		38-35	09106-06075	5-26
07130-0512B	27-6	08361-3506A	26-16	09106-06076	5-27
07130-0612A	12-4		26A-16	09106-06090	42-13
07130-0616A	28-10	09100-06099	19-13	09106-07021	2-4
07130-0620B	10-10	09100-08287	58-21	09106-08105	36-7
07130-0625A	12-11	09103-06026	3-2	09106-08121	38-36
07130-0635B	23-32	09103-06165	3-3	09106-08137	51-23
07130-0660B	27-7	09103-06172	6-34		51A-22
07130-0816B	42-15	09103-06212	6-15		51B-22
07130-0816B	5-32		6-25	09106-08147	38-9
07130-0825A	16-30		26-15	09106-08160	54-9
07130-0825B	30-15				
07130-08307	53-17	09103-06213	26A-15		54A-9
07130-1060A	42-8		6-5		60-6
07130-1065B	42-7	09103-06214	6-16	09106-10069	3-23
08211-06141	25-16		6-26	09106-10084	3-24
08211-10285	9-8	09103-06216	6-37	09106-12003	37-7
08211-12301	59-6	09103-06222	3-10	09111-06041	25-15
08211-20403	9-9	09103-06239	6-38	09111-06085	21-22
08211-25481	58-8	09103-06266	3-2	09111-06099	44-10
08211-30405	24-42	09103-06283	22-8	09111-10059	37-2
08310-00067	26-14	09103-06286	10-11	09116-06130	15-16
	26A-14	09103-06293	3-3	09116-06152	58-15
08316-1006A	33-16	09103-08155	5-17	09116-06186	30-11
08316-1006B	4-4	09103-08355	5-18	09118-06097	17-2
	14-24	09103-08357	34-28		20-3
08316-1008A	58-22				
08316-1008B	34-29	09103-08358	34A-26	09118-08152	16-17
	34A-27	09103-08367	16-15	09119-06104	31-13
08316-1606B	43-10		47-2	09125-05042	42-24
08319-2106A	43-5		47A-2	09125-06073	58-6
			47B-2	09126-06011	25-10
08319-3106A	41-6	09103-08392	16-16	09128-06013	28-4
	51-10	09103-09008	5-8	09132-03008	30-7
	51A-10	09103-09010	5-9	09132-04032	32-12
	51B-10	09103-10033	59-18	09136-05062	31-11
08319-3108A	53-18	09103-10143	59-19		40B-12
08319-3110A	42-12	09103-10189	9-10	09136-06105	40-17
	60-18	09103-10296	36-3		40A-26
	60A-18	09103-10392	55-12		40B-19
08322-0105B	45-8	09103-12028	27-4	09139-05025	45-7
	45A-11	09103-12066	5-44		45A-10
	45B-8	09103-12067	5-45		45B-7
08322-0106A	3-16	09106-05017	39-5	09139-05062	40-10
	62-23		39A-7		40A-19
08331-3112A	25-37		39B-4	09139-05077	45-4
08331-3112B	7-20	09106-05031	33-4		45A-7



PART NO.	FIG.NO.-REF.NO.	PART NO.	FIG.NO.-REF.NO.	PART NO.	FIG.NO.-REF.NO.
09139-05077	45B-4	09160-06077	39C-12	09180-06264	33-13
09139-05503	46-11	09160-06084	39B-10	09180-06288	40-18
09139-05504	46-9	09160-06126	44-19		40A-27
09139-06027	16-18	09160-06129	41-5		40B-20
09139-06028	62-10	09160-08059	16-20	09180-06290	17-3
09139-06029	39-10	09160-08142	16-21		20-4
	39A-12	09160-10094	42-11	09180-06306	58-16
	39B-9	09160-12011	25-35	09180-08152	16-22
09139-06107	6-10	09160-12036	27-5	09180-08215	47-4
09139-06126	40-12	09160-15045	23-29		47A-4
	40A-21	09160-18022	37-9		47B-4
	40B-14	09160-25056	23-17	09180-08216	16-23
	49-23	09160-25070	58-12	09180-19014	10-6
	49A-32		60-8	09181-12158	7-18
	49B-21		60A-8	09181-14167	25-20
09139-06129	41-4	09160-25073	23-2	09181-20251	24-33
09139-06131	41-7	09161-10009	56-14	09181-24005	24-34
09139-06132	39-19		57-16	09181-27014	24-9
	39A-21	09161-13004	62-21	09200-06068	62-22
	39B-18		38-10	09206-08007	3-4
09139-06146	41-9	09161-17002	38-11	09208-08019	38-12
09139-06168	58-18	09164-06006	19-9	09208-08020	38-22
09139-08016	34-20	09164-14008	9-5		38-31
	34A-20	09164-24006	23-19	09247-14036	7-6
09140-06020	25-33	09167-27003	24-8	09248-10010	5-34
09140-06025	25-34	09167-30008	24-30	09248-14012	5-38
09148-04034	40-5		24-31	09248-16012	3-17
	40A-6		24-32		5-36
	40B-7	09168-06023	3-12		6-20
09148-05038	47-10		5-21	09250-05009	36-5
	47A-10		5-31		42-16
	47B-10		6-17		51-27
	45-9		7-5		51A-26
	45A-12	09168-06025	19-4	09251-07003	51B-26
	45B-9	09168-06026	21-15		39C-15
09159-08116	16-19	09168-08016	5-10	09259-36021	6-18
09159-10103	37-3		5-33	09261-05006	7-19
09159-10115	59-20	09168-08034	12-14	09262-25006	25-11
09159-12054	5-46	09168-10002	5-35	09262-25061	54-3
09159-12056	59-8	09168-10007	4-9		54A-3
	59-11	09168-10031	5-6	09262-28043	60-3
	59-16	09168-12017	3-28		60A-3
	24-48	09168-14002	5-39	09262-32007	60-14
09159-24010	23-18		7-7		60A-14
09159-25003	58-13		12-16	09263-14027	25-21
	60-9	09168-14015	4-13	09263-15003	23-30
	60A-9	09168-16002	5-37	09263-17034	59-4
	39-11		6-21	09263-17037	58-4
	39A-13	09168-16009	3-18		59-3
09160-06054	33-12	09169-21001	10-7	09263-19015	10-5

PART NO.	FIG.NO.-REF.NO.	PART NO.	FIG.NO.-REF.NO.	PART NO.	FIG.NO.-REF.NO.
09263-20040	24-35	09320-08028	49-24	09380-27006	24-15
09263-20073	59-2		49A-33	09380-30009	24-38
09263-20085	24-10		49B-22		24-39
09263-25018	25-12	09320-08071	39-20		24-40
09263-28031	9-7		39A-22	09381-18003	8-12
09263-30040	58-3		39B-20	09390-62012	24-16
09263-35013	23-3	09320-09016	40-11	09401-08411	21-23
09267-25012	24-11		40-15	09401-10409	21-10
09267-30010	53-3		40A-20	09401-10411	14-22
	53-9		40A-24	09401-11413	39C-2
09267-30011	24-36		40B-13	09401-12404	39C-22
09269-08003	53-15		40B-17	09401-12409	21-9
09280-04004	5-25		41-8	09401-13417	62-17
09280-08012	16-24		49-22	09401-14301	15-13
09280-12012	4-11		49A-31		15-14
09280-13004	7-12		49B-20	09401-15101	15-25
09280-15015	17-9	09320-09039	31-7	09401-16401	15-9
09280-17003	6-7	09320-10051	17-4	09401-16403	15-26
09280-17007	10-8		20-5	09401-17201	22-10
09280-19008	7-10	09320-12048	16-25	09401-17401	22-11
09280-24003	26-13		16-26	09402-38512	21-11
	26A-13	09320-12049	44-18	09402-60208	3-21
09280-33004	6-19	09321-06028	33-14	09402-70503	16-28
09280-61002	44-15	09321-06032	51-3	09403-05310	39-26
09280-76005	28-14	09321-10011	51A-3		39A-28
09283-14006	25-22		51B-3		39B-26
09283-42018	24-37	09321-10018	16-27	09403-16412	56-21
09284-37001	60-4		48-7	09404-06429	7-23
	60A-4		48A-11		33-15
09285-06015	23-31		48B-9		34-10
09285-20006	24-12	09352-12163-600	39-33		34A-10
09285-32004	54-4		39A-35	09404-06431	39-30
	54A-4		39B-33		39A-32
09285-39001	60-15	09352-30503-600	17-14		39B-30
	60A-15	09359-54113-700	39C-21	09404-06435	34-10
09289-05011	11-10		62-19		34A-10
09319-08045	38-13	09360-10061	4-8	09407-14403	34-12
09320-06016	40-4	09360-10062	56-11		34A-12
	40A-5		56-12	09407-14407	21-24
	40B-6		57-14		33-5
09320-08018	46-21		57-15	09407-14408	34-11
09320-08028	47-5		62-20		34A-11
	47-11	09360-10064	56-13	09407-18402	12-17
	47A-5	09360-14012	4-10		34-12
	47A-11	09362-09011	21-8		34A-12
	47B-5		39-32		39-8
	47B-11	09367-06007	39A-34		39A-10
	48-5		39B-32		39B-7
	48A-9	09380-27004	24-13	09409-06314-5PK	40-14
	48B-7	09380-27006	24-14		40A-23

SUZUKI **GSX1300R(U2/UF)K8/K9/LO** PARTS CATALOGUE

6th Edition
Published in Jan., 2010

©2010 **SUZUKI MOTOR CORPORATION** All rights reserved.

No part of this document may be reproduced or transmitted in any form or by any means, electronic or mechanical, for any purpose, without the express written permission of Suzuki Motor Corporation.

SUZUKI MOTOR CORPORATION

Technical Readiness Group, Quality Administration Department
300 Takatsuka, Minami, Hamamatsu, Japan

Reprint Prohibited (S)

1

**INFORMATION
ILLUSTRATION INDEX**

2

**ENGINE
TRANSMISSION**

3

ELECTRICAL

4

BODY

5

PARTS NUMBER INDEX

SUZUKI MOTOR CORPORATION



* 9 9 0 0 B - 3 0 2 5 0 - 0 2 1 *

9900B-30250-021

