

# SUZUKI

## PARTS CATALOGUE

# **GSR750(A)L2**

(C5111/C5112)

## **GSR750L2**

## **GSR750AL2**



Way of Life!

**INFORMATION  
ILLUSTRATION INDEX**

**1**

**ENGINE  
TRANSMISSION**

**2**

**ELECTRICAL**

**3**

**BODY**

**4**

**PARTS NUMBER INDEX**

**5**

## PREFACE

When it becomes necessary to replace parts on SUZUKI MOTORCYCLES, always use SUZUKI GENUINE PARTS which have passed a strict inspection which guarantees quality and performance.

This parts catalogue covers the list of all service parts for SUZUKI GSR750L2, GSR750AL2.

### INSTRUCTIONS FOR QUOTING THE CATALOGUE

#### 1. DIMENSIONS

Dimensions of the parts in this catalogue are indicated in unit millimeters.

#### 2. ABBREVIATIONS

Abbreviations used in this catalogue are as follows:

AR	: As required	NT	: Number of teeth
ASSY	: Assembly	OPT	: Optional
E.No.	: Engine number	OS	: Over size
F.No.	: Frame number	STD	: Standard
D	: Diameter of material	T	: Thickness
ID	: Inside diameter	US	: Under size
OD	: Outside diameter	W	: Width
L	: Length		
LH	: Left hand side		
RH	: Right hand side		
-100045	: Up to F.No.100045		
100046-	: From F.No.100046		

12 x 34 x 5.6 ..... Figures in the description column  
show the dimensions of parts.

ID OD T(or W, L)

12345-56781 (Parts No.) : indicates that the parts number was changed to 12345-56781 and the new parts are interchangeable with the former ones but the former ones are not interchangeable with new ones.

12345-56781 (Parts No.) : indicates that the former and new parts are interchangeable with each other and both are usable.

#### 3. INNER PARTS OF ASSEMBLY

Part name with a dot (.) in front as shown in the description column indicates the component of the assembly also available individually.

#### 4. MODIFICATION NOTICE

A parts bulletin will be sent to you on all occasions when changes in parts occur, including interchangeable modifications between new parts and old ones.

#### 5. NOTE

5-1. There are some different parts from those of production models among spare parts for the administrative reasons and common use of them with other models.

5-2. In respect of rubber hoses and vinyl tubes, please be sure to use them by cutting off according to the length mentioned on parts catalogue or what is actually required on the vehicle.

5-3. Note that the drawings on the illustration page are for ready reference of spare parts number, not to be used as an assembly manual.  
When assembling, use "SUZUKI SERVICE MANUAL".

#### 6. SPECIFICATION CODE

This catalogue contains the parts for the model designed for the following spec. ;  
spec. code: GSR750L2 : E21.  
GSR750AL2 : E21.

#### 7. SERIAL FRAME NUMBER

GSR750L2(E21) : JS1C5111100109346 ~  
GSR750AL2(E21) : JS1C5112100100001 ~

COLOR CHART  
TABLEAU DES COULEURS

COLOR NO. NO DE COULEUR	COLOR DESCRIPTION DESCRIPTION DE COULEUR	COLOR NO. NO DE COULEUR	COLOR DESCRIPTION DESCRIPTION DE COULEUR
AA8	0FP,YY3	17U	GRAY METALLIC
DW2	P3H,6BY	24Z	SUNSET GOLD (TAPE)
JSS	29F,24Z,YVB	29F	EMPEROR BROWN METALLIC
JST	YBA,YB2,YWW	291	BLACK (SEMI-GLOSS)
JSV	24Z,YVB	5ES	OFF BLACK
JSW	YB2,YWW	5PK	BLACK
P3H	BLACK (LEATHER)	6BY	BLACK
YAP	SHADOW BLACK METALLIC		
YBA	DEEP BLUE		
YB2	HAIR LINE CHROM BLUE METALLIC		
YD8	SONIC SILVER METALLIC		
YGS	GLAS SHINE BLACK		
YKV	BLACK METALLIC NO.2		
YLF	THUNDER GRAY METALLIC		
YSF	BLUE METALLIC		
YUS	MAT MOON SILVER METALLIC		
YU8	FLINT GRAY METALLIC		
YVB	GLASS SPARKLE BLACK		
YWW	PEARL.GLACIER WHITE(WHITE)		
YY3	PEARL CHROME		
0FP	TRADITIONAL SILVER METALLIC		
019	BLACK		

MILLIMETER INCH CONVERSION CHART

	0	1	2	3	4	5	6	7	8	9
00	.000	.039	.079	.118	.157	.197	.236	.276	.315	.354
10	.394	.433	.472	.512	.551	.591	.630	.669	.709	.748
20	.787	.827	.866	.906	.945	.984	1.024	1.063	1.102	1.142
30	1.181	1.220	1.260	1.299	1.339	1.378	1.417	1.457	1.496	1.535
40	1.575	1.614	1.654	1.693	1.732	1.772	1.811	1.850	1.890	1.929
50	1.969	2.008	2.047	2.087	2.126	2.165	2.205	2.214	2.283	2.323
60	2.362	2.402	2.441	2.480	2.520	2.559	2.598	2.638	2.677	2.717
70	2.756	2.795	2.835	2.874	2.913	2.953	2.992	3.031	3.071	3.110
80	3.150	3.189	3.228	3.268	3.307	3.346	3.386	3.425	3.465	3.504
90	3.543	3.583	3.622	3.661	3.701	3.740	3.780	3.819	3.858	3.898

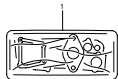
How to read

	0	1	2	3	4
00	---	---	---	---	---
10	---	---	---	---	---
20	---	---	---	0.906	---
30	---	---	---	---	---

23 millimeters equal 0.906 inch

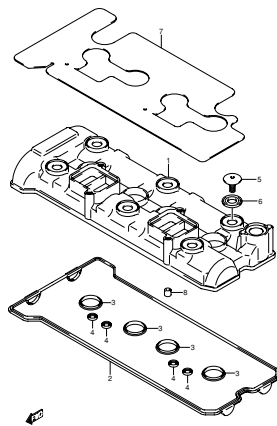
Contents are subject to change without notice or obligation.

FIG.1 GASKET SET (1-B-2)



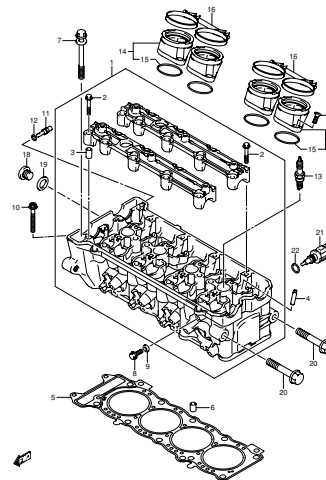
GSR750L2 021\_001  
GASKET SET

FIG.2 CYLINDER HEAD COVER (1-B-3)



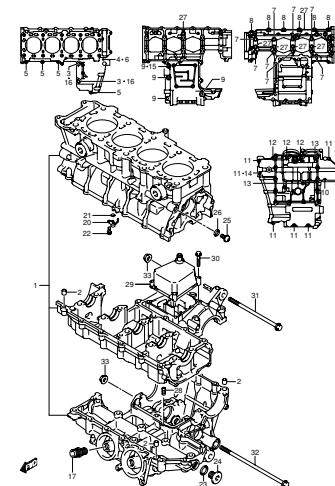
GSR750L2 021\_002  
CYLINDER HEAD COVER

FIG.3 CYLINDER HEAD (1-B-4)



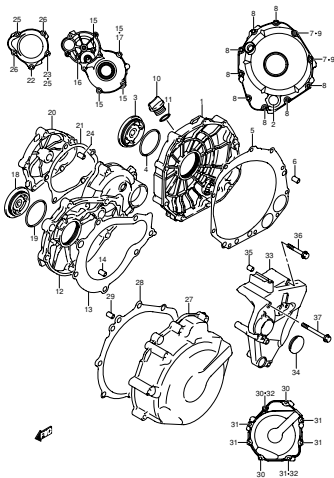
GSR750L2 021\_003  
CYLINDER HEAD

FIG.4 CRANKCASE (1-B-5)



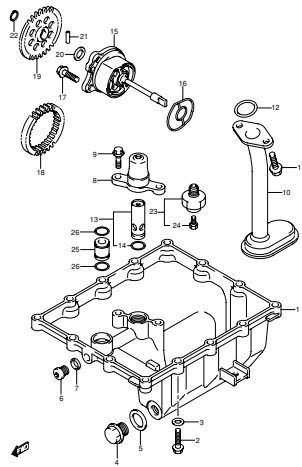
GSR750L2 021\_004  
CRANKCASE

FIG.5 CRANKCASE COVER (1-B-7)



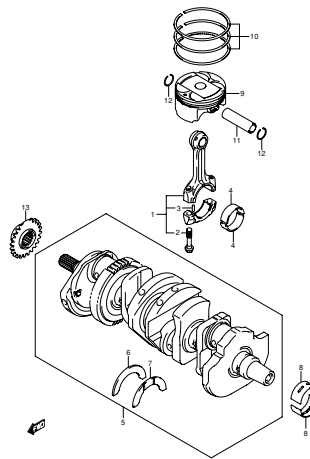
GSR750L2 021\_005  
CRANKCASE COVER

FIG.6 OIL PAN/OIL PUMP (1-B-9)



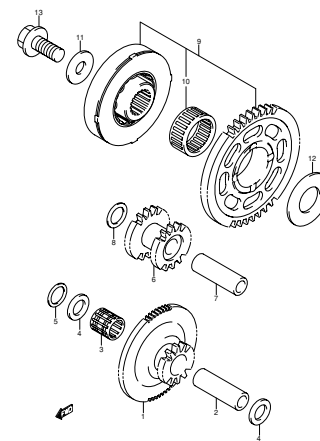
GSR750L2 021\_006  
OIL PAN/OIL PUMP

FIG.7 CRANKSHAFT (1-B-10)



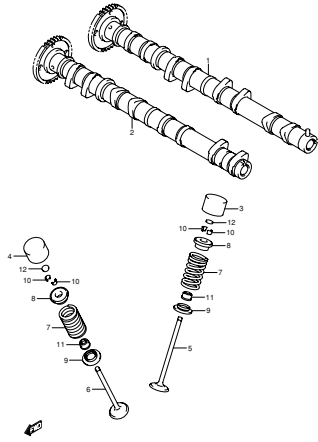
GSR750L2 021\_007  
CRANKSHAFT

FIG.8 STARTER CLUTCH (1-B-11)



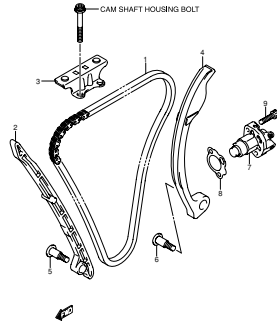
GSR750L2 021\_008  
STARTER CLUTCH

FIG.9 CAM SHAFT/VALVE (1-B-12)



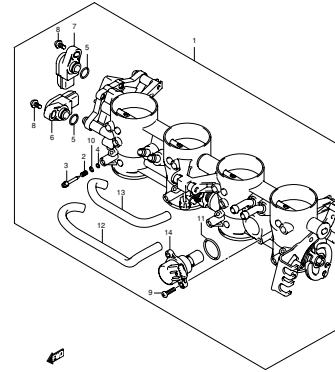
GSR750L2 021\_009  
CAM SHAFT/VALVE

FIG.10 CAM CHAIN (1-B-14)



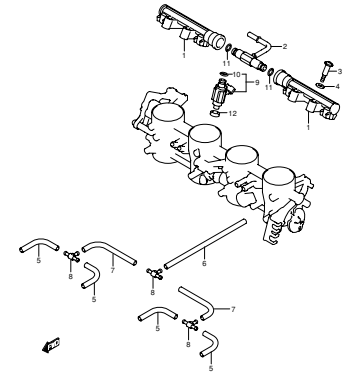
GSR750L2 021\_010  
CAM CHAIN

FIG.11 THROTTLE BODY (1-B-15)



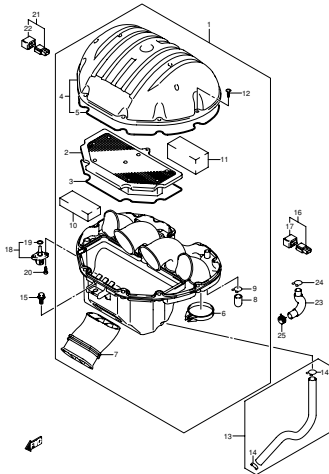
GSR750L2 021\_011  
THROTTLE BODY

FIG.12 THROTTLE BODY HOSE/JOINT (1-C-2)



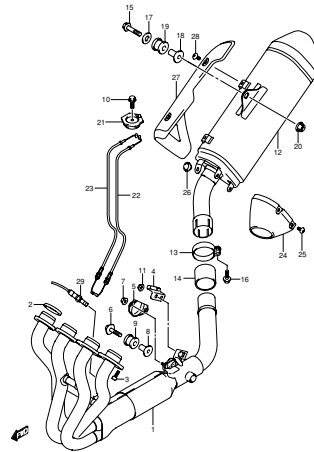
GSR750L2 021\_012  
THROTTLE BODY HOSE/JOINT

FIG.13 AIR CLEANER (1-C-3)



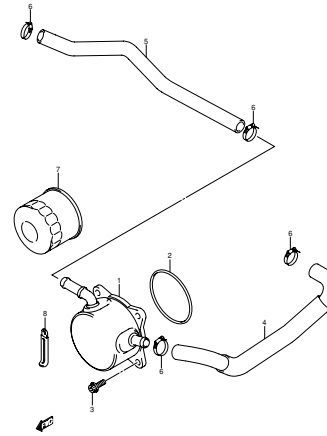
GSR750L2 021\_013  
AIR CLEANER

FIG.14 MUFFLER (1-C-4)



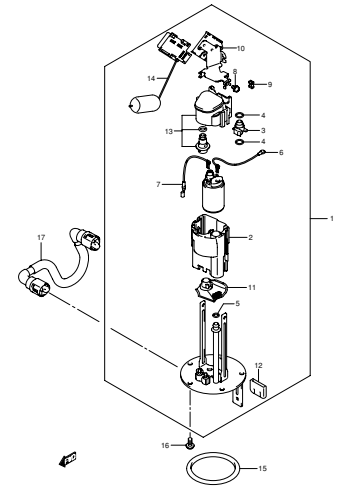
GSR750L2 021\_014  
MUFFLER

FIG.15 OIL COOLER (1-C-5)



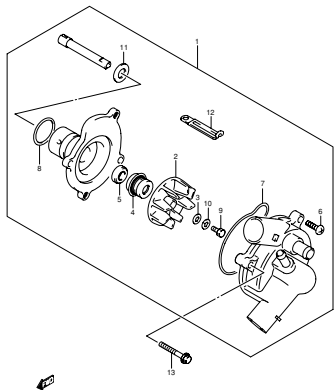
GSR750L2 021\_015  
OIL COOLER

FIG.16 FUEL PUMP (1-C-6)



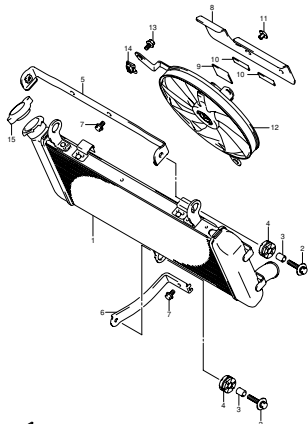
GSR750L2 021\_016  
FUEL PUMP

FIG.17 WATER PUMP (1-C-7)



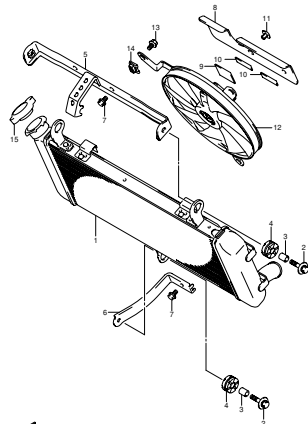
GSR750L2 021\_017  
WATER PUMP

FIG.18 RADIATOR (GSR750L2 E21) (1-C-8)



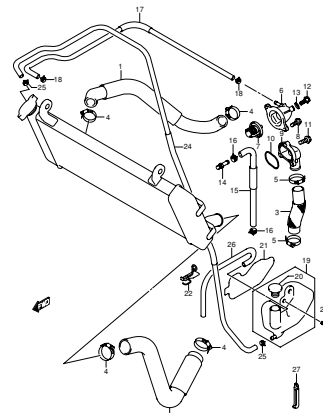
GSR750L2 021\_018  
RADIATOR

FIG.19 RADIATOR (GSR750AL2 E21) (1-C-9)



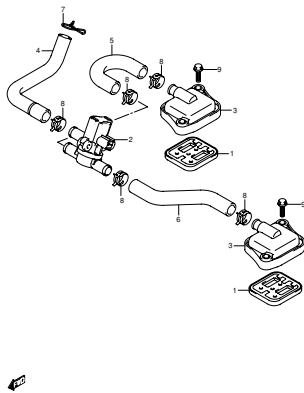
GSR750L2 021\_019  
RADIATOR

FIG.20 RADIATOR HOSE (1-C-10)



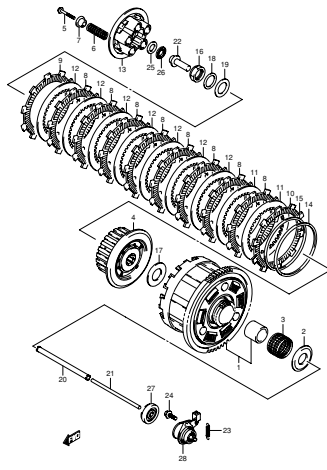
GSR750L2 021\_020  
RADIATOR HOSE

FIG.21 2ND AIR (1-C-11)



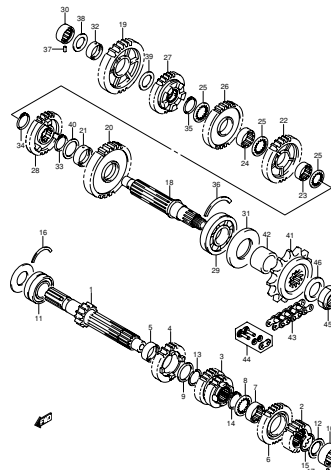
GSR750L2 021\_021  
2ND AIR

FIG.22 CLUTCH (1-C-12)



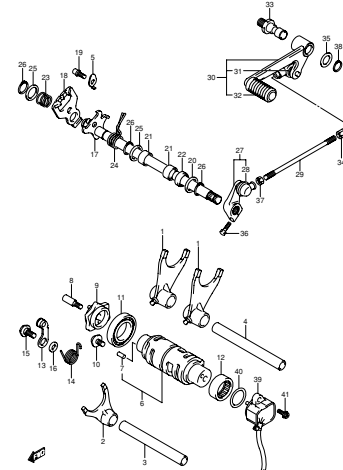
GSR750L2 021\_022  
CLUTCH

FIG.23 TRANSMISSION (1-C-13)



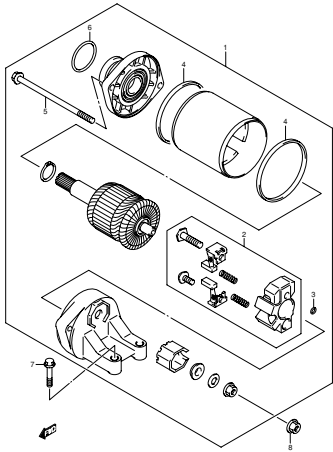
GSR750L2 021\_023  
TRANSMISSION

FIG.24 GEAR SHIFTING (1-C-15)



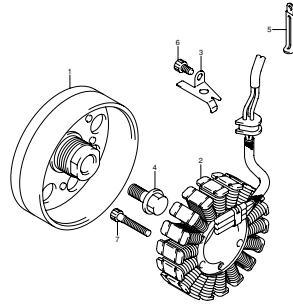
GSR750L2 021\_024  
GEAR SHIFTING

FIG.25 STARTING MOTOR (1-D-3)



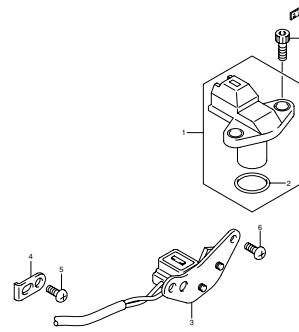
GSR750L2 021\_025  
STARTING MOTOR

FIG.26 GENERATOR (1-D-4)



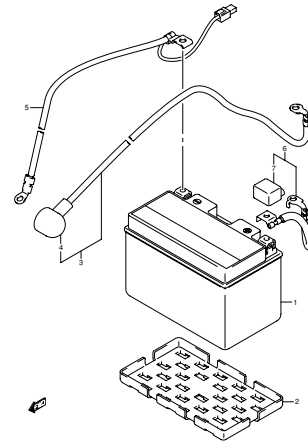
GSR750L2 021\_026  
GENERATOR

FIG.27 SIGNAL GENERATOR (1-D-5)



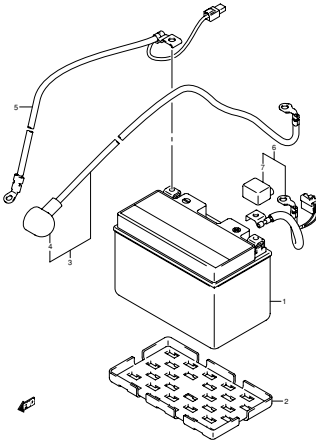
GSR750L2 021\_027  
SIGNAL GENERATOR

FIG.28 BATTERY (GSR750L2 E21) (1-D-6)



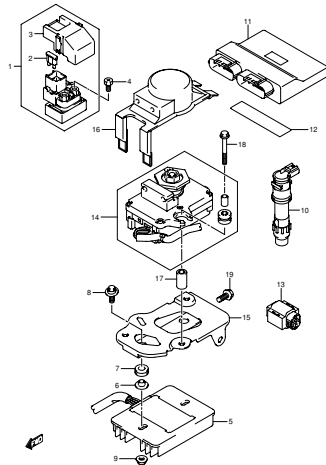
GSR750L2 021\_028  
BATTERY

FIG.29 BATTERY (GSR750AL2 E21) (1-D-7)



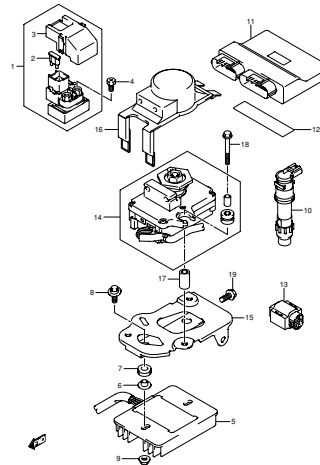
GSR750L2 021\_029  
BATTERY

FIG.30 ELECTRICAL (GSR750L2 E21) (1-D-8)



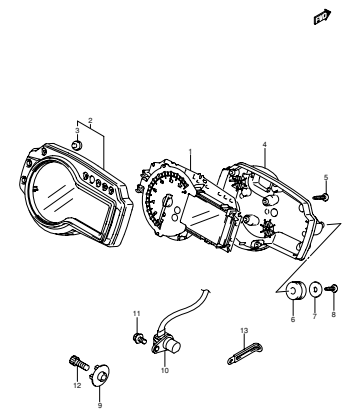
GSR750L2 021\_030  
ELECTRICAL

FIG.31 ELECTRICAL (GSR750AL2 E21) (1-D-9)



GSR750L2 021\_031  
ELECTRICAL

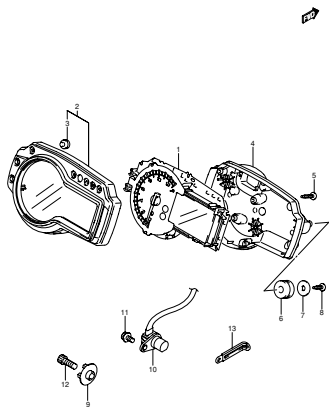
FIG.32 SPEEDOMETER (GSR750L2 E21) (1-D-10)



GSR750L2 021\_032  
SPEEDOMETER



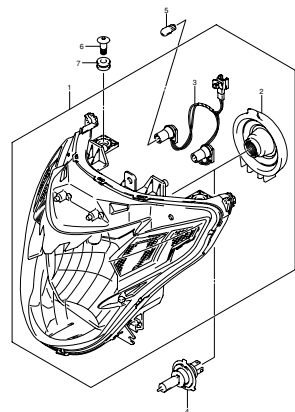
FIG.33 SPEEDOMETER (GSR750AL2 E21) (1-D-11)



GSR750L2 021\_033

SPEEDOMETER

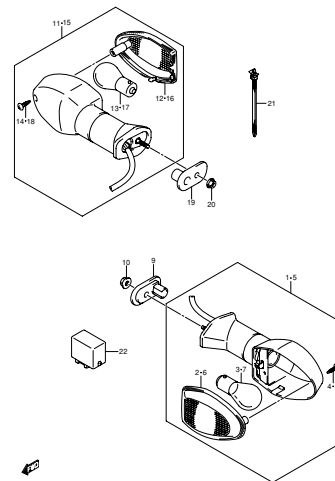
FIG.34 HEADLAMP (1-D-12)



GSR750L2 021\_034

HEADLAMP

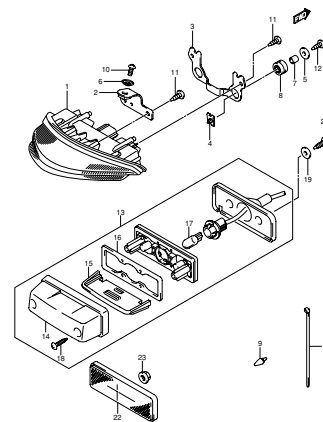
FIG.35 TURNSIGNAL LAMP (1-D-13)



GSR750L2 021\_035

TURNSIGNAL LAMP

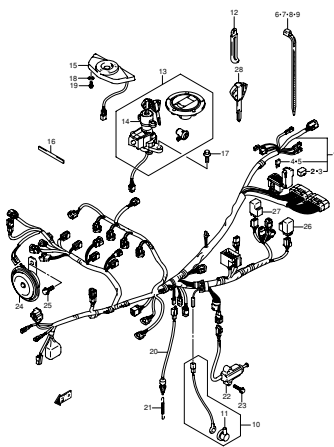
FIG.36 REAR COMBINATION LAMP (1-D-14)



GSR750L2 021\_036

REAR COMBINATION LAMP

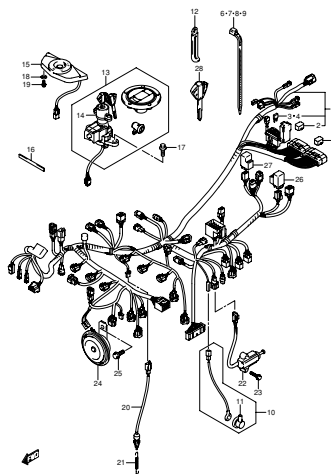
FIG.37 WIRING HARNESS (GSR750L2 E21) (1-D-15)



GSR750L2 021\_037

WIRING HARNESS

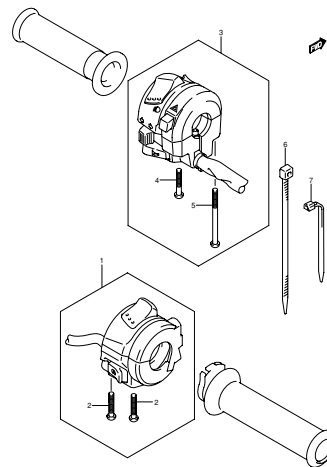
FIG.38 WIRING HARNESS (GSR750AL2 E21) (1-E-2)



GSR750L2 021\_038

WIRING HARNESS

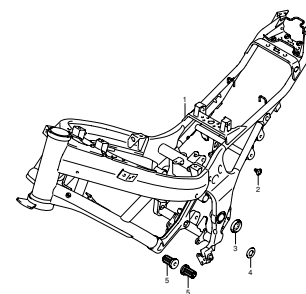
FIG.39 HANDLE SWITCH (1-E-3)



GSR750L2 021\_039

HANDLE SWITCH

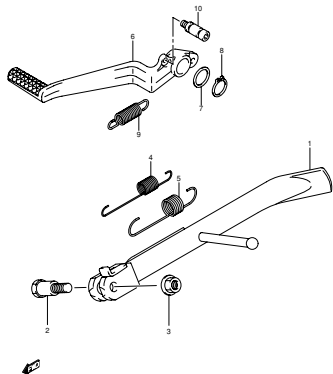
FIG.40 FRAME (1-E-4)



GSR750L2 021\_040

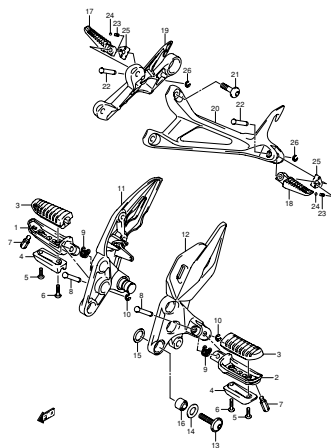
FRAME

FIG.41 STAND (1-E-5)



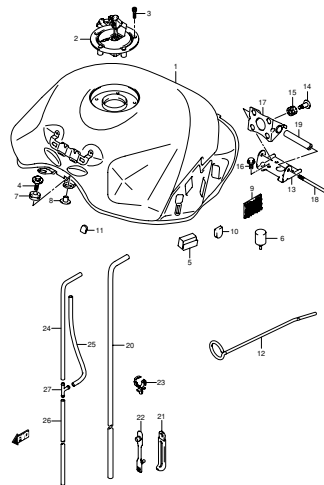
GSR750L2 021\_041  
STAND

FIG.42 FOOTREST (1-E-6)



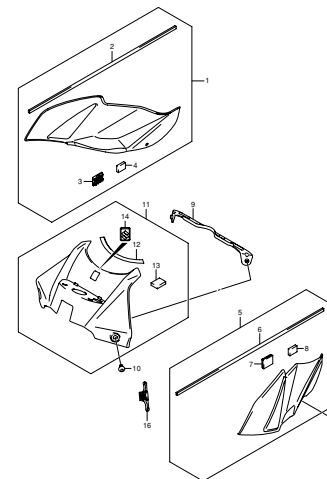
GSR750L2 021\_042  
FOOTREST

FIG.43 FUEL TANK (1-E-7)



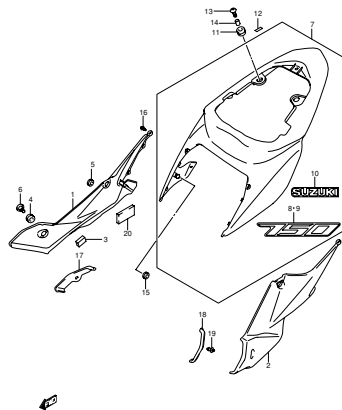
GSR750L2 021\_043  
FUEL TANK

FIG.44 FUEL TANK SIDE COVER (1-E-8)



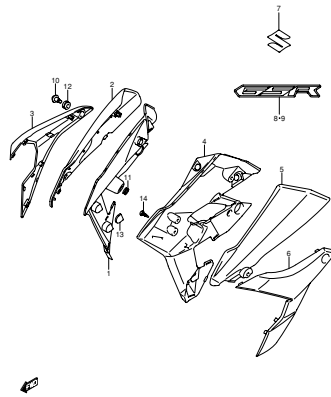
GSR750L2 021\_044  
FUEL TANK SIDE COVER

FIG.45 FRAME COVER (1-E-9)



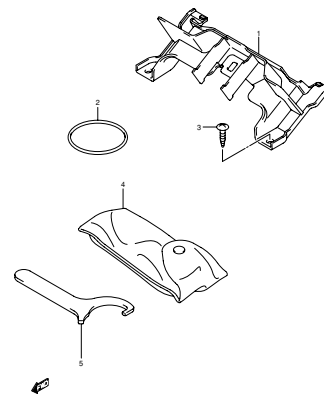
GSR750L2 021\_045  
FRAME COVER

FIG.46 FRAME BODY COVER (1-E-10)



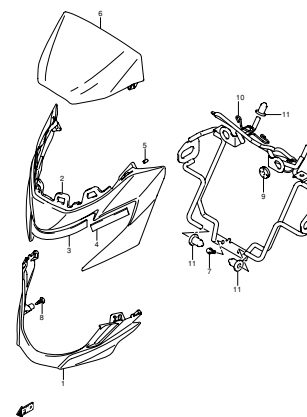
GSR750L2 021\_046  
FRAME BODY COVER

FIG.47 HOLDER (1-E-11)



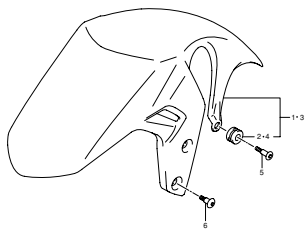
GSR750L2 021\_047  
HOLDER

FIG.48 HEADLAMP HOUSING (1-E-12)



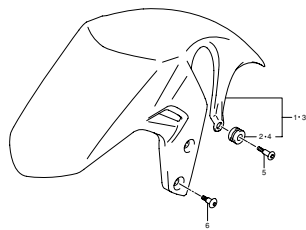
GSR750L2 021\_048  
HEADLAMP HOUSING

FIG.49 FRONT FENDER (GSR750L2 E21) (1-E-13)



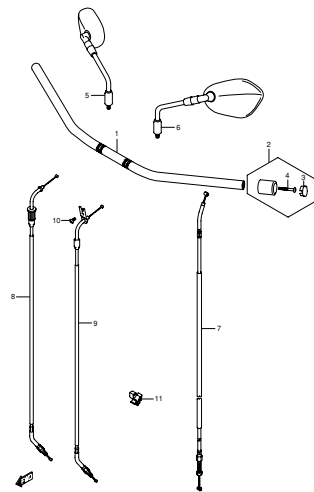
GSR750L2 021\_049  
FRONT FENDER

FIG.50 FRONT FENDER (GSR750AL2 E21) (1-E-14)



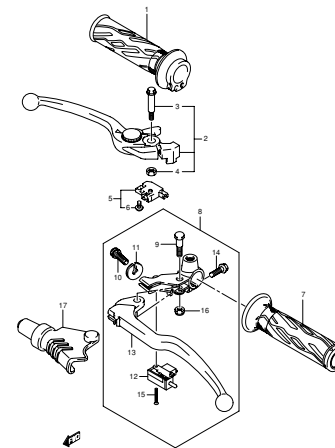
GSR750L2 021\_050  
FRONT FENDER

FIG.51 HANDLEBAR (1-E-15)



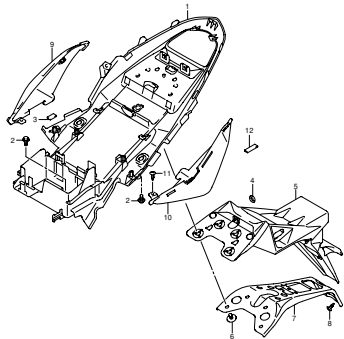
GSR750L2 021\_051  
HANDLEBAR

FIG.52 HANDLE LEVER (1-F-2)



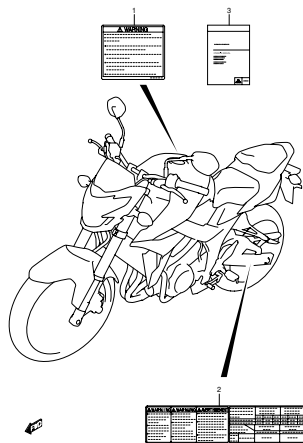
GSR750L2 021\_052  
HANDLE LEVER

FIG.53 REAR FENDER (1-F-3)



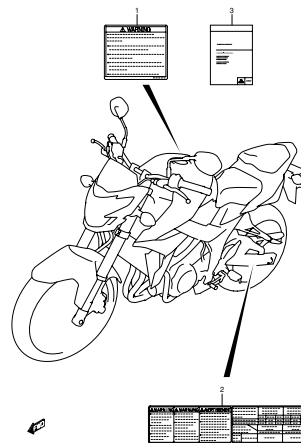
GSR750L2 021\_053  
REAR FENDER

FIG.54 LABEL (GSR750L2 E21) (1-F-4)



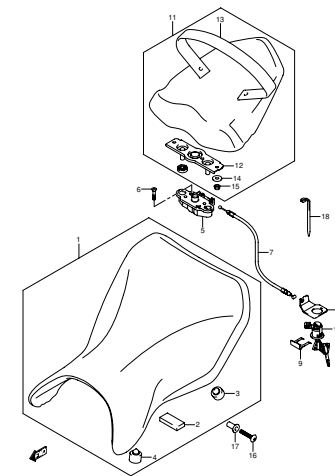
GSR750L2 021\_054  
LABEL

FIG.55 LABEL (GSR750AL2 E21) (1-F-5)



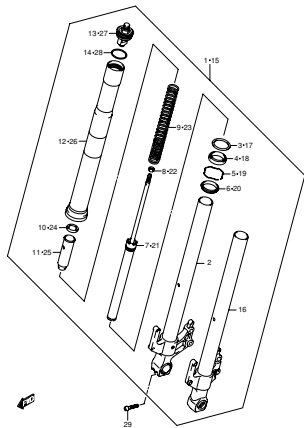
GSR750L2 021\_055  
LABEL

FIG.56 SEAT (1-F-6)



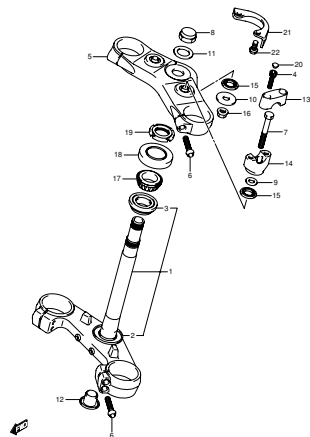
GSR750L2 021\_056  
SEAT

FIG.57 FRONT FORK DAMPER (1-F-7)



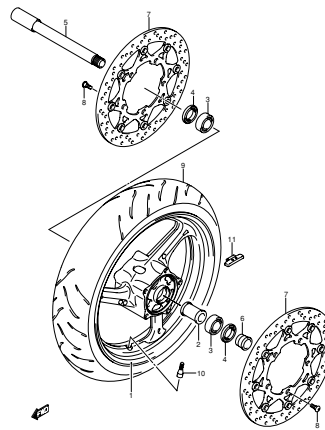
GSR750L2 021\_057  
FRONT FORK DAMPER

FIG.58 STEERING STEM (1-F-8)



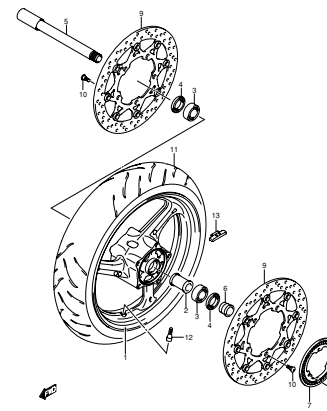
GSR750L2 021\_058  
STEERING STEM

FIG.59 FRONT WHEEL (GSR750L2 E21) (1-F-9)



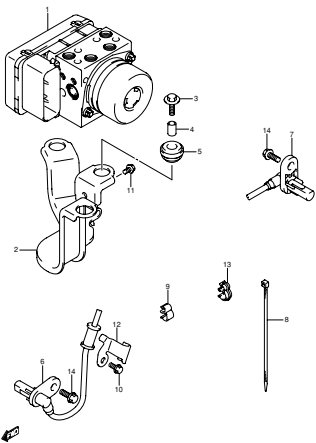
GSR750L2 021\_059  
FRONT WHEEL

FIG.60 FRONT WHEEL (GSR750AL2 E21) (1-F-10)



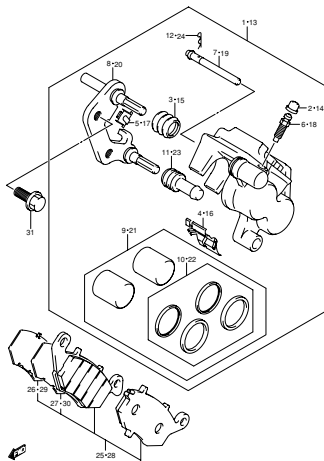
GSR750L2 021\_060  
FRONT WHEEL

FIG.61 HYDRAULIC UNIT (GSR750AL2 E21) (1-F-11)



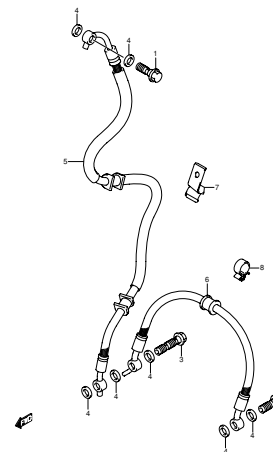
GSR750L2 021\_061  
HYDRAULIC UNIT

FIG.62 FRONT CALIPER (1-F-12)



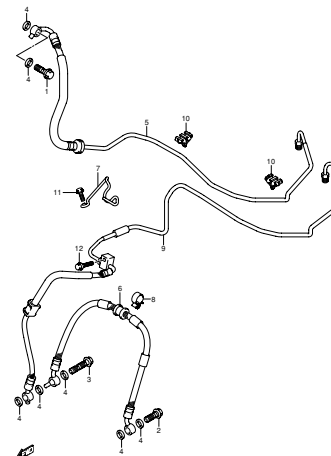
GSR750L2 021\_062  
FRONT CALIPER

FIG.63 FRONT BRAKE HOSE (GSR750L2 E21) (1-F-13)



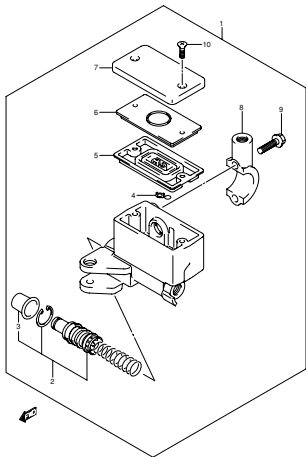
GSR750L2 021\_063  
FRONT BRAKE HOSE

FIG.64 FRONT BRAKE HOSE (GSR750AL2 E21) (1-F-14)



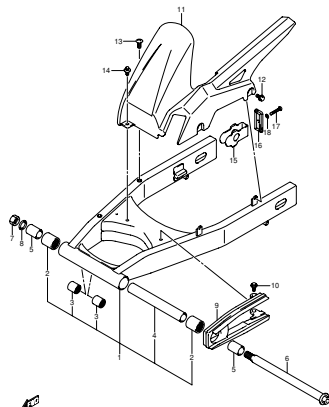
GSR750L2 021\_064  
FRONT BRAKE HOSE

FIG.65 FRONT MASTER CYLINDER (1-F-15)



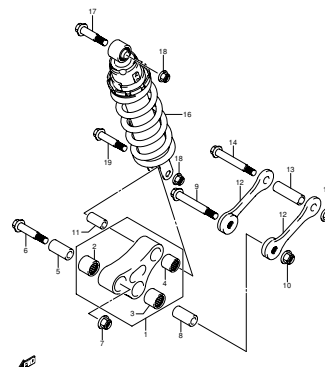
GSR750L2 021\_065  
FRONT MASTER CYLINDER

FIG.66 REAR SWINGARM (1-G-2)



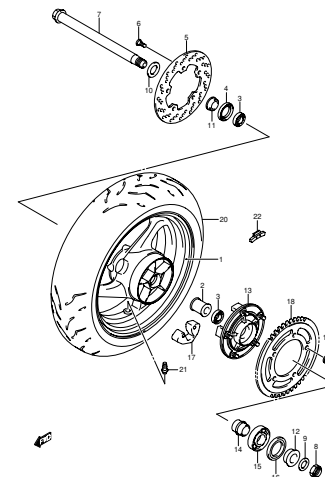
GSR750L2 021\_066  
REAR SWINGARM

FIG.67 REAR CUSHION LEVER (1-G-3)



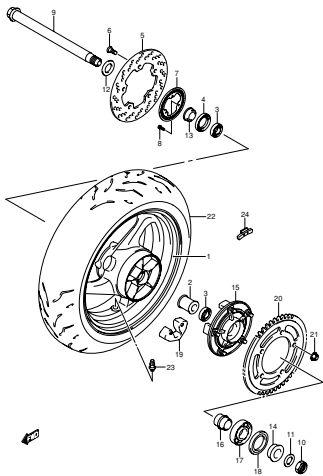
GSR750L2 021\_067  
REAR CUSHION LEVER

FIG.68 REAR WHEEL (GSR750L2 E21) (1-G-4)



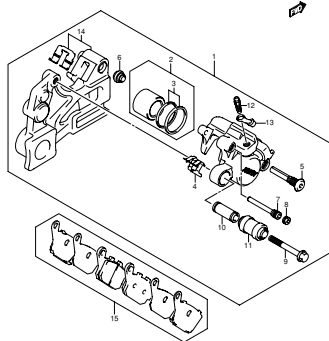
GSR750L2 021\_068  
REAR WHEEL

FIG.69 REAR WHEEL (GSR750AL2 E21) (1-G-5)



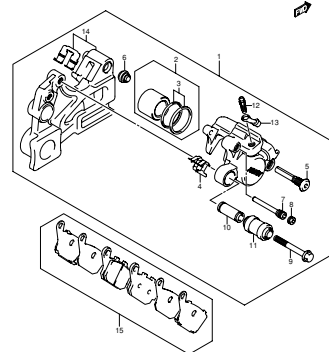
GSR750L2 021\_069  
REAR WHEEL

FIG.70 REAR CALIPER (GSR750L2 E21) (1-G-6)



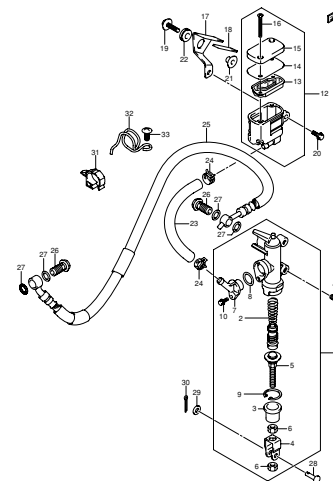
GSR750L2 021\_070  
REAR CALIPER

FIG.71 REAR CALIPER (GSR750AL2 E21) (1-G-7)



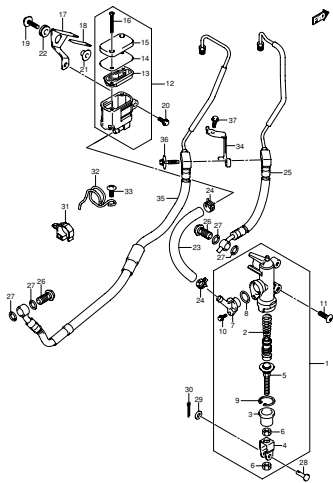
GSR750L2 021\_071  
REAR CALIPER

FIG.72 REAR MASTER CYLINDER (GSR750L2 E21) (1-G-8)



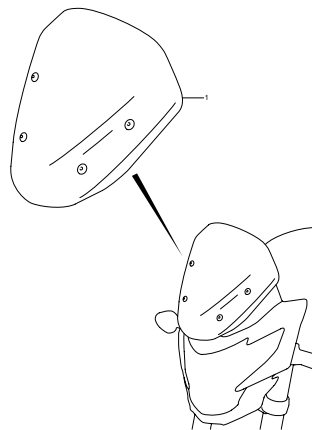
GSR750L2 021\_072  
REAR MASTER CYLINDER

FIG.73 REAR MASTER CYLINDER (GSR750AL2 E21) (1-G-9)



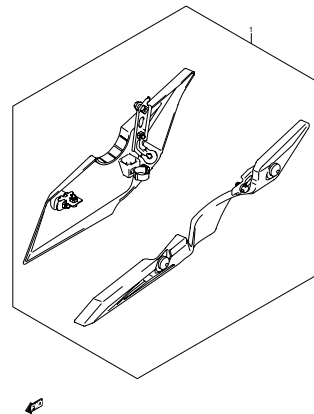
GSR750L2 021\_073  
REAR MASTER CYLINDER

FIG.74 VISOR SET METER (OPTIONAL) (1-G-11)



GSR750L3 021\_074  
VISOR SET METER (OPTIONAL)

FIG.75 COWLING SET UNDER (OPTIONAL) (1-G-12)

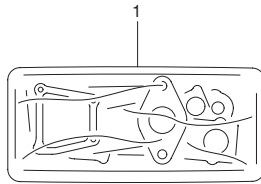


GSR750L2 021\_075  
COWLING SET UNDER (OPTIONAL)

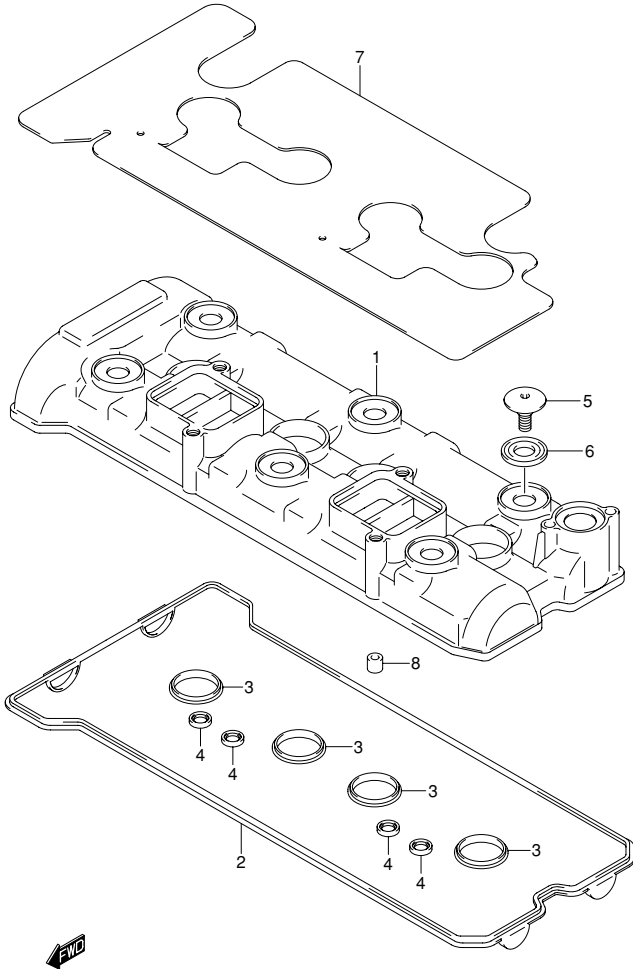
FIG.1

FIG.1 (1-B-2) GASKET SET

REF NO.	PART NO.	DESCRIPTION	Q'TY	REMARKS
1	11401-08831	GASKET SET	1	OPT
2	11141-35F00	·GASKET ,CYLINDER HEAD	1	NOT ILLUSTRATED
3	11173-35F00	·GASKET ,CYL HEAD COVER NO.1	1	NOT ILLUSTRATED
4	11178-33E00	·GASKET ,CYL HEAD COVER NO.2	4	NOT ILLUSTRATED
5	11182-35F10	·GASKET ,2ND AIR PASSAGE	4	NOT ILLUSTRATED
6	11482-40F10	·GASKET ,CLUTCH COVER	1	NOT ILLUSTRATED
7	11483-18G00	·GASKET ,MAGNETO COVER	1	NOT ILLUSTRATED
8	11491-33E02	·GASKET ,STARTER CLUTCH COVER	1	NOT ILLUSTRATED
9	11492-33E00	·GASKET ,STARTER IDLE GEAR CAP	1	NOT ILLUSTRATED
10	12837-02H00	·GASKET ,TENSIONER ADJUSTER	1	NOT ILLUSTRATED
11	14181-46E00	·GASKET ,EXHAUST PIPE	4	NOT ILLUSTRATED



**FIG.2**



**FIG.2 (1-B-3) CYLINDER HEAD COVER**

REF NO.	PART NO.	DESCRIPTION	Q'TY	REMARKS
1	11171-35F10	COVER , CYLINDER HEAD	1	
2	11173-35F00	GASKET , HEAD COVER NO.1	1	
3	11178-33E00	GASKET , HEAD COVER NO.2	4	
4	11182-35F10	GASKET ,2ND AIR PASSAGE	4	
5	09106-07009	BOLT( 7X17.5)	6	
6	11191-27E00	WASHER , HEAD COVER	6	
7	11179-08J00	SHIELD , CYLINDER HEAD COVER	1	
8	09206-10016	PIN( 8.2X10X13)	4	

**2**



FIG.3

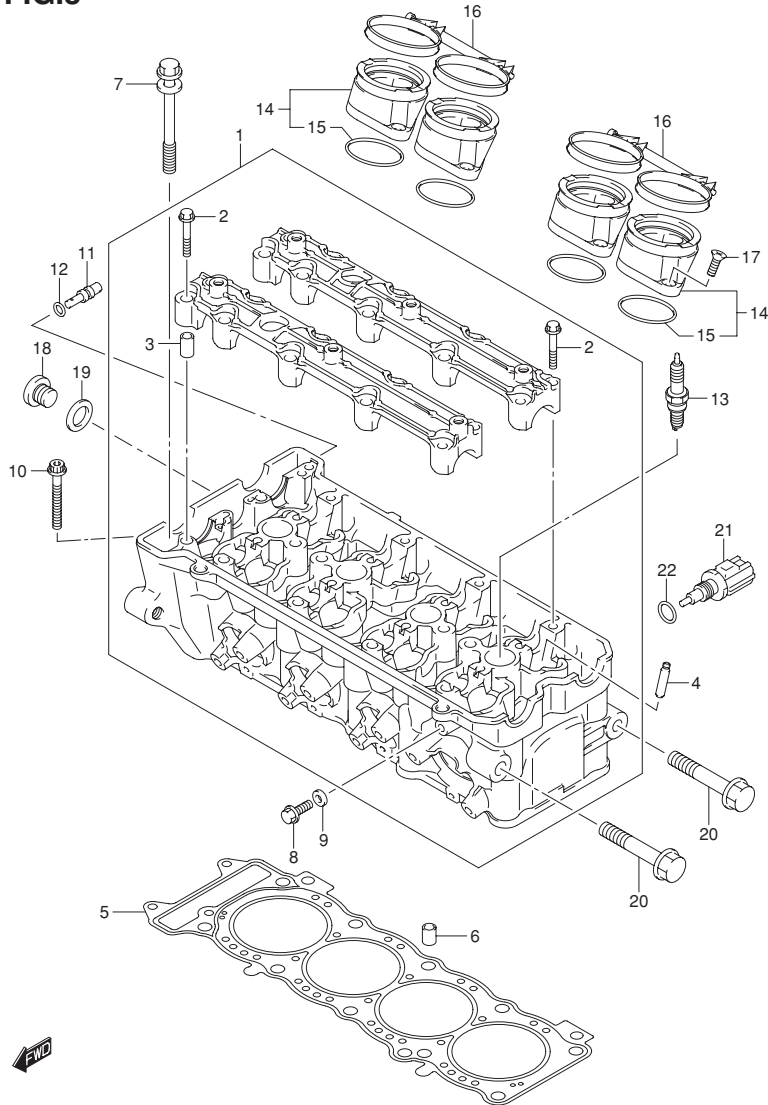


FIG.3 (1-B-4) CYLINDER HEAD

REF NO.	PART NO.	DESCRIPTION	Q'TY	REMARKS
1	11100-08J00	HEAD ASSY , CYLINDER	1	
2	09103-06266	·BOLT ( 6X40 )	20	
3	09206-08007	·PIN( 6.2X8X16)	4	
4	11115-11D70	GUIDE , VALVE ( OS 0.3 )	16	OPT
5	11141-35F00	GASKET , CYLINDER HEAD	1	
6	04211-11169	PIN	2	
7	11117-30G00	BOLT , CYLINDER HEAD L:105	10	
8	09103-06222	BOLT ( 6X12 )	1	
9	09168-06023	GASKET( 5.8X13X1.2 )	1	
10	07120-0650A	BOLT	2	
11	09493-80005	JET ( 8 )	1	
12	09280-04004	O RING( D:1.2 ,ID:4 )	1	
13-1	09482-00557	SPARK PLUG( DENSO , IU27D )	4	
13-2	09482-00558	SPARK PLUG( NGK , CR9EIA - 9 )	4	
13-3	09482-00555	SPARK PLUG( DENSO , IU24D )	4	OPT
13-4	09482-00556	SPARK PLUG( NGK , CR8EIA - 9 )	4	OPT
13-5	09482-00559	SPARK PLUG( DENSO , IU31D )	4	OPT
13-6	09482-00560	SPARK PLUG( NGK , CR10EIA - 9 )	4	OPT
14	13101-08J00	PIPE , INTAKE	4	
15	09280-40010	·O RING( D:2.4 ,ID:39.7 )	4	
16	13170-08J00	CLAMP , INTAKE PIPE	2	
17	02122-0616B	SCREW	8	
18	09248-16012	PLUG ( 16X8 )	1	
19	09168-16009	GASKET( 16X22X0.8 )	1	
20	09103-10235	BOLT ( 10X50 )	3	
21	13650-49X00	SENSOR , WATER TEMPERATURE	1	
22	09168-12017	GASKET( 12X17X1 )	1	

FIG.4

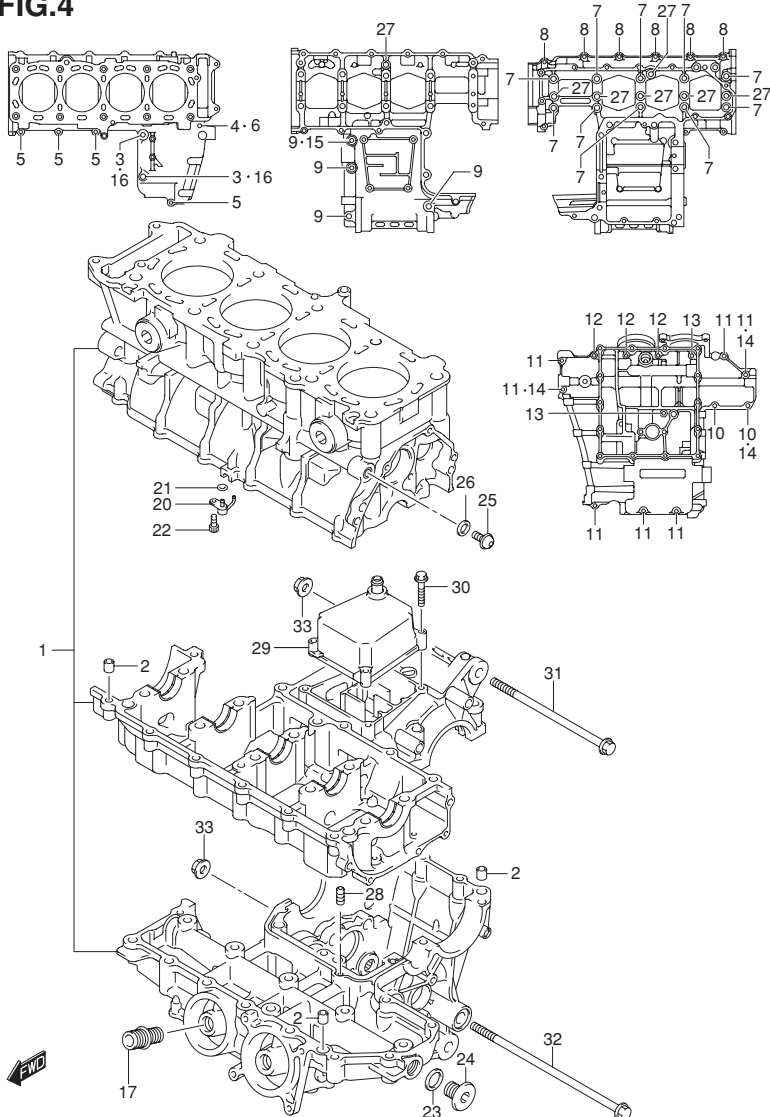


FIG.4 (1-B-5) CRANKCASE

REF NO.	PART NO.	DESCRIPTION	Q'TY	REMARKS
1	11300-08810	CRANKCASE ASSY	1	
2	11319-33E50	·PIN ,CRANKCASE	6	
3	09106-08139	·BOLT ( 8X120 )	2	
4	09168-06023	·GASKET ( 5.8X13X1.2 )	1	
5	01547-0640A	·BOLT	4	
6	01547-0680A	·BOLT	1	
7	09103-09012	·BOLT ( 9X95 )	10	
8	01547-0640A	·BOLT	6	
9	07120-0865A	·BOLT	4	
10	01547-0630A	·BOLT	2	
11	01547-0640A	·BOLT	7	
12	01547-0660A	·BOLT	3	
13	01547-0670A	·BOLT	2	
14	09168-06023	·GASKET ( 5.8X13X1.2 )	3	
15	09168-08016	·GASKET ( 8.2X14X1 )	1	
16	09168-08016	·GASKET ( 8.2X14X1 )	2	
17	16591-06B01	·UNION , OIL FILTER STAND	1	
18	12228-17E00-0D0	·BEARING , THRUST RH( GREEN )	1	SEE ILLUSTRATION ON FIG.7
19-1	12228-17E00-0A0	·BEARING , THRUST LH( RED )	1	SEE ILLUSTRATION ON FIG.7
19-2	12228-17E00-0B0	·BEARING , THRUST LH( BLACK )	1	SEE ILLUSTRATION ON FIG.7
19-3	12228-17E00-0C0	·BEARING , THRUST LH( BLUE )	1	SEE ILLUSTRATION ON FIG.7
19-4	12228-17E00-0D0	·BEARING , THRUST LH( GREEN )	1	SEE ILLUSTRATION ON FIG.7
19-5	12228-17E00-0E0	·BEARING , THRUST LH( YELLOW )	1	SEE ILLUSTRATION ON FIG.7
19-6	12228-17E00-0F0	·BEARING , THRUST LH( WHITE )	1	SEE ILLUSTRATION ON FIG.7
20	11390-35F00	JET , PISTON COOLING	4	
21	09280-04004	O RING ( D:1.2 ,JD:4 )	4	
22	09106-06075	BOLT ( 6X12 )	4	
23	09168-16002	GASKET ( 16X22X2 )	3	
24	09248-16013	PLUG	3	
25	09248-10010	PLUG ( 10X10 )	1	
26	09168-10002	GASKET ( 10X14X3.6 )	1	
27	09280-08012	O RING ( D:1.9 ,JD:7.8 )	7	
28	09493-28012	JET , 140	1	
29	11370-44G00	COVER , BREATHER	1	

FIG.4

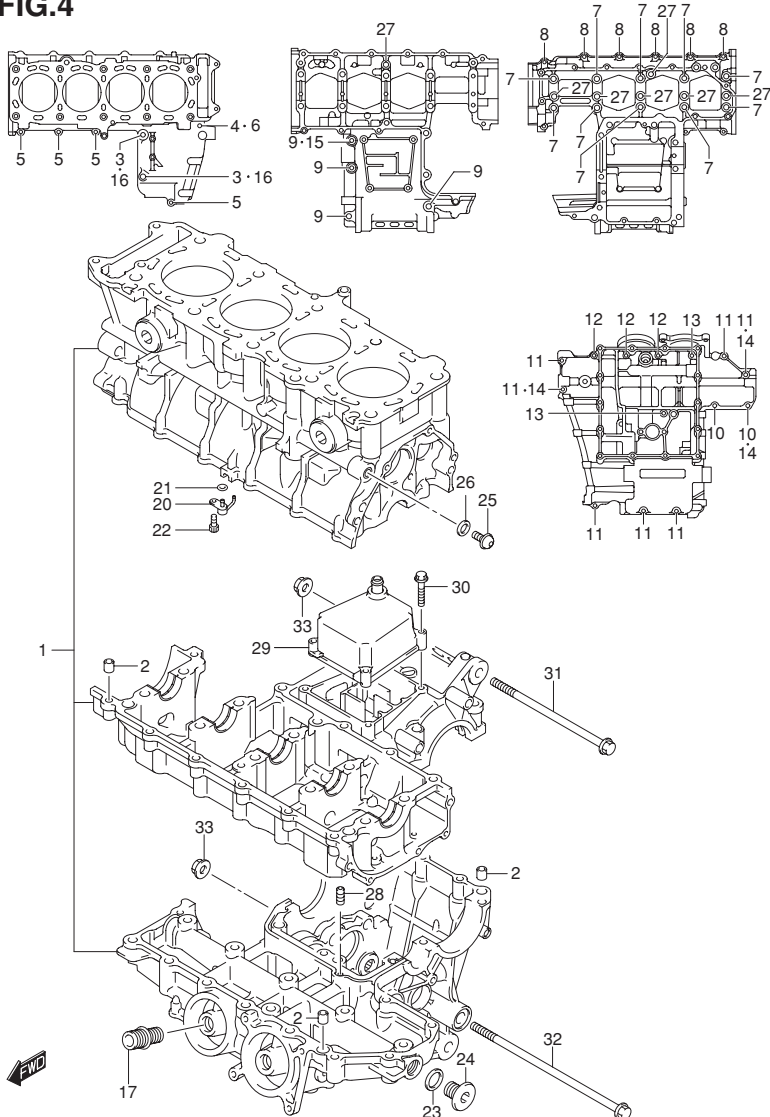
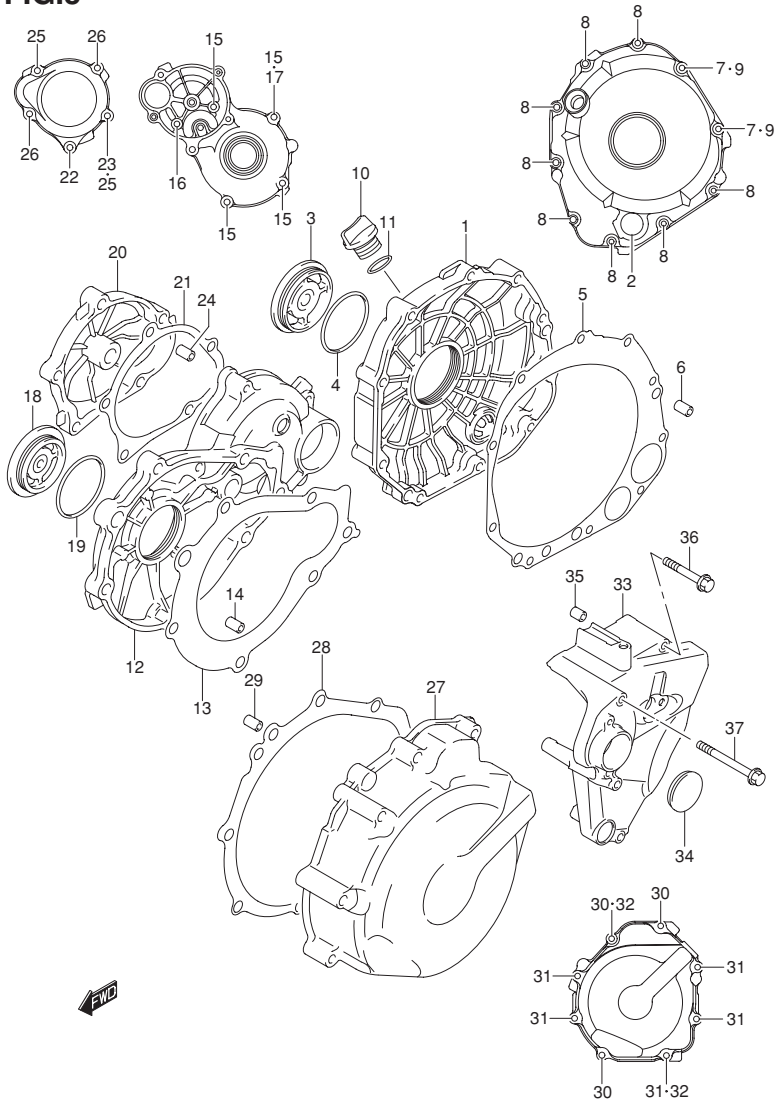


FIG.4 (1-B-6) CRANKCASE

REF NO.	PART NO.	DESCRIPTION	Q'TY	REMARKS
30	01547-0635A	BOLT	4	
31	09103-10127	BOLT( 10X170)	1	
32	09103-10137	BOLT( 10X255)	1	
33	09159-10224	NUT	2	

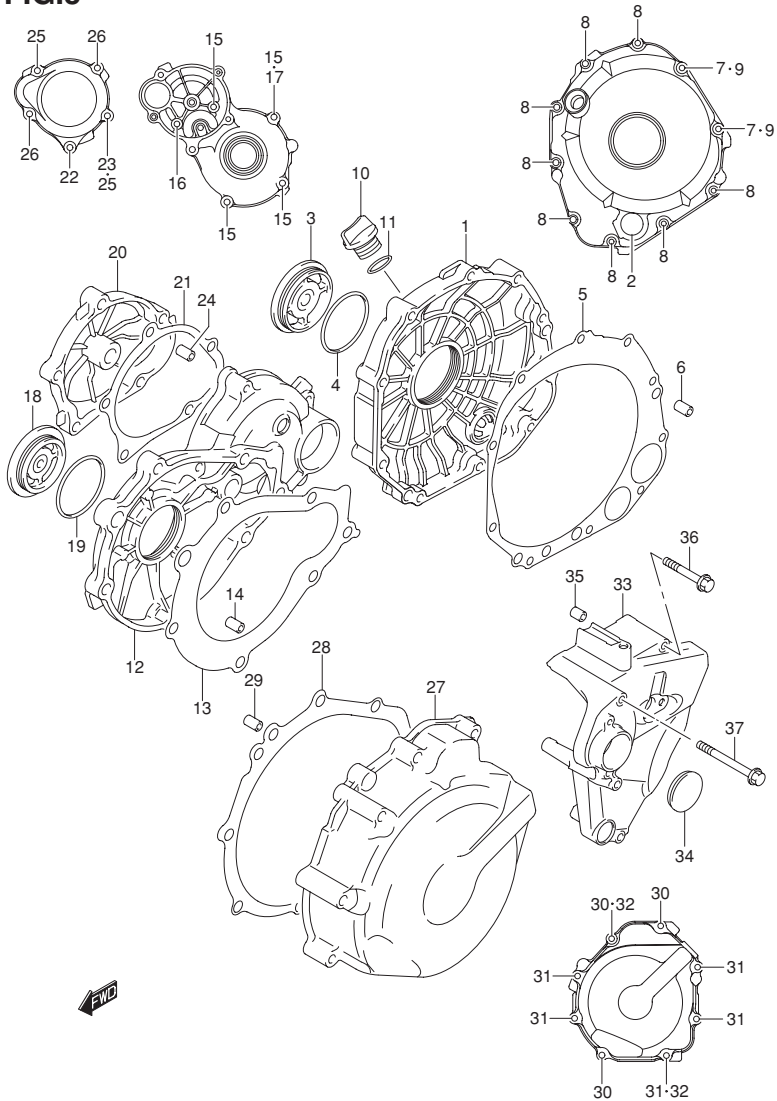
**FIG.5**



**FIG.5 (1-B-7) CRANKCASE COVER**

REF NO.	PART NO.	DESCRIPTION	Q'TY	REMARKS
1	11340-44G00	COVER , CLUTCH	1	
2	11971-33210	·LENS , OIL LEVEL CHECK	1	
3	11342-41G10	CAP , CLUTCH RELEASE ADJUST	1	
4	31156-17E00	O RING , CLUTCH RELEASE ADJ CAP	1	
5	11482-40F10	GASKET , CLUTCH COVER( NA )	1	
6	04211-09189	PIN	2	
7	09168-06023	GASKET( 5.8X13X1.2 )	2	
8	09103-06213	BOLT( 6X30 )	8	
9	09103-06215	BOLT( 6X40 )	2	
10	11971-25D00	PLUG , ENGINE OIL FILTER	1	
11	09280-17003	O RING( D:3.1 ,ID:16.8 )	1	
12	11381-35F10	COVER , STARTER CLUTCH	1	
13	11491-33E02	GASKET , STARTER CLUTCH COVER ( NA )	1	
14	04211-09149	PIN	2	
15	09103-06212	BOLT( 6X25 )	4	
16	09103-06214	BOLT( 6X35 )	1	
17	09168-06023	GASKET( 5.8X13X1.2 )	1	
18	09259-36021	PLUG	1	
19	09280-33004	O RING( D:3.1 ,ID:32.7 )	1	
20	11382-33E10	CAP , STARTER IDLE GEAR	1	
21	11492-33E00	GASKET , STARTER IDLE GEAR CAP ( NA )	1	
22	09103-06216	BOLT( 6X55 )	1	
23	09168-06023	GASKET( 5.8X13X1.2 )	1	
24	04211-09149	PIN	2	
25	09103-06212	BOLT( 6X25 )	2	
26	09103-06214	BOLT( 6X35 )	2	
27	11351-18G20	COVER , MAGNETO	1	
28	11483-18G00	GASKET , MAGNETO COVER( NA )	1	
29	04211-09149	PIN	2	
30	09103-06213	BOLT( 6X30 )	3	
31	09103-06224	BOLT( 6X45 )	5	
32	09168-06023	GASKET( 5.8X13X1.2 )	2	
33	11361-08J00	COVER , ENGINE SPROCKET	1	

**FIG.5**



**FIG.5 (1-B-8) CRANKCASE COVER**

REF NO.	PART NO.	DESCRIPTION	Q'TY	REMARKS
34	09250-30003	CAP (OD:36)	1	
35	04211-09129	PIN	2	
36	01547-0665A	BOLT	2	
37	01547-0695A	BOLT	2	

FIG.6

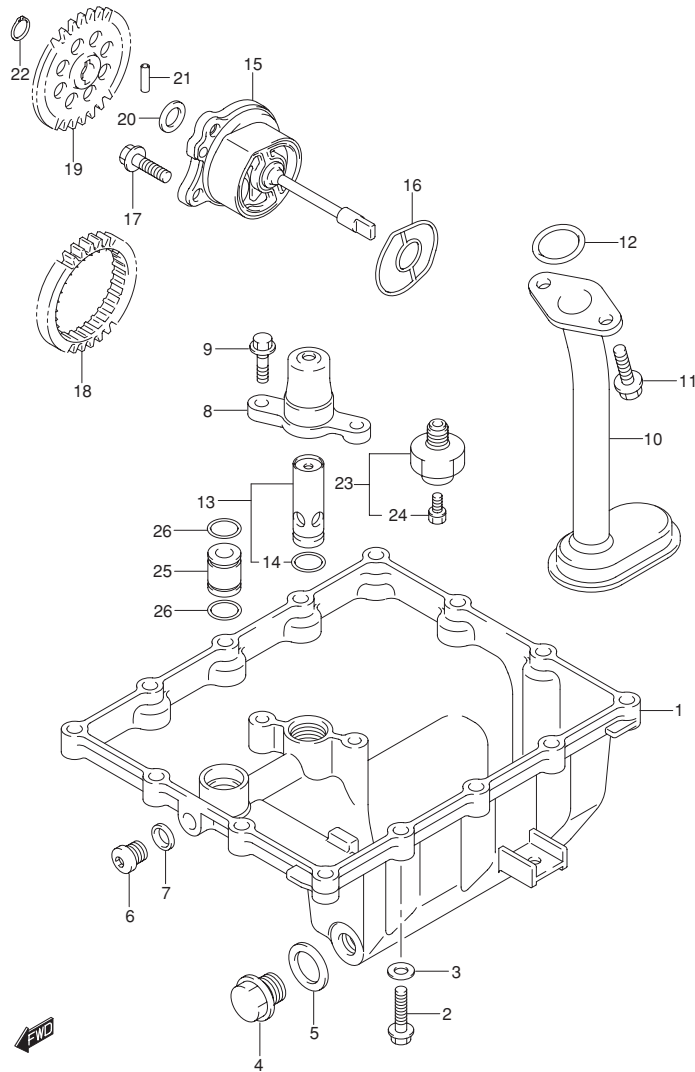


FIG.6 (1-B-9) OIL PAN/OIL PUMP

REF NO.	PART NO.	DESCRIPTION	Q'TY	REMARKS
1	11511-08J00	PAN ,OIL	1	
2	01547-0625A	BOLT	14	
3	09168-06023	GASKET( 5.8X13X1.2 )	2	
4	09247-14036	PLUG( 14X20 )	1	OIL DRAIN
5	09168-14002	GASKET( 13.8X18.8X4.8 )	1	
6	09248-10010	PLUG( 10X10 )	1	OIL GALLERY
7	09168-10002	GASKET( 10X14X3.6 )	1	
8	11512-44G00	CAP , OIL RELIEF VALVE	1	
9	01547-0620A	BOLT	2	
10	16520-44G00	STRAINER ASSY ,ENGINE OIL	1	
11	01550-0616A	BOLT	2	
12	09280-19008	O RING( D:2.62 ,JD:20.3 )	1	
13	16440-24F00	VALVE ASSY ,OIL RELIEF( 7K )	1	
14	09280-13004	O RING( D:1.9 ,JD:13 )	1	
15	16400-35F00	PUMP ASSY ,ENGINE OIL	1	
16	16491-35F00	O RING ,OIL PUMP	1	
17	01547-0620A	BOLT	3	
18	16321-35F01	GEAR , OIL PUMP DRIVE( NT:33 )	1	
19	16331-35F00	GEAR , OIL PUMP DRIVEN( NT:35 )	1	
20	09181-10158	SHIM( 10X18X0.5 )	1	
21	09261-04009	PIN( 4X15.8 )	1	
22	08331-31109	CIRCLIP	1	
23	37820-33D10	SWITCH , OIL PRESSURE	1	
24	37822-33D00	BOLT	1	
25	11281-44G00	PIPE , OIL GALLERY	1	
26	09280-13004	O RING( D:1.9 ,JD:13 )	2	

FIG.7

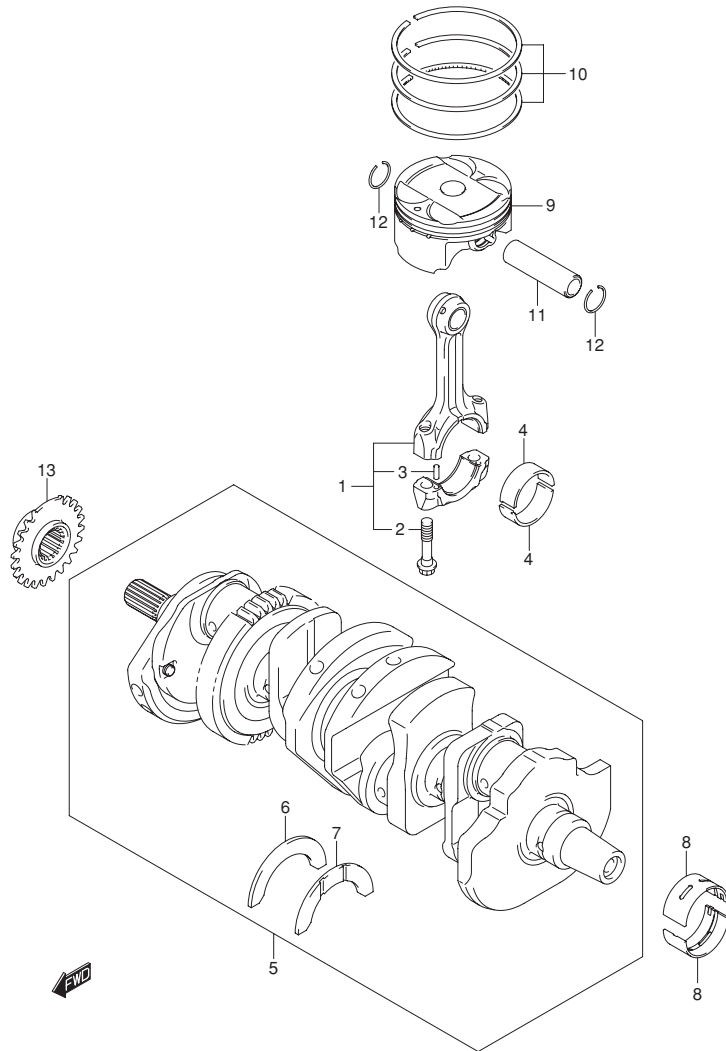
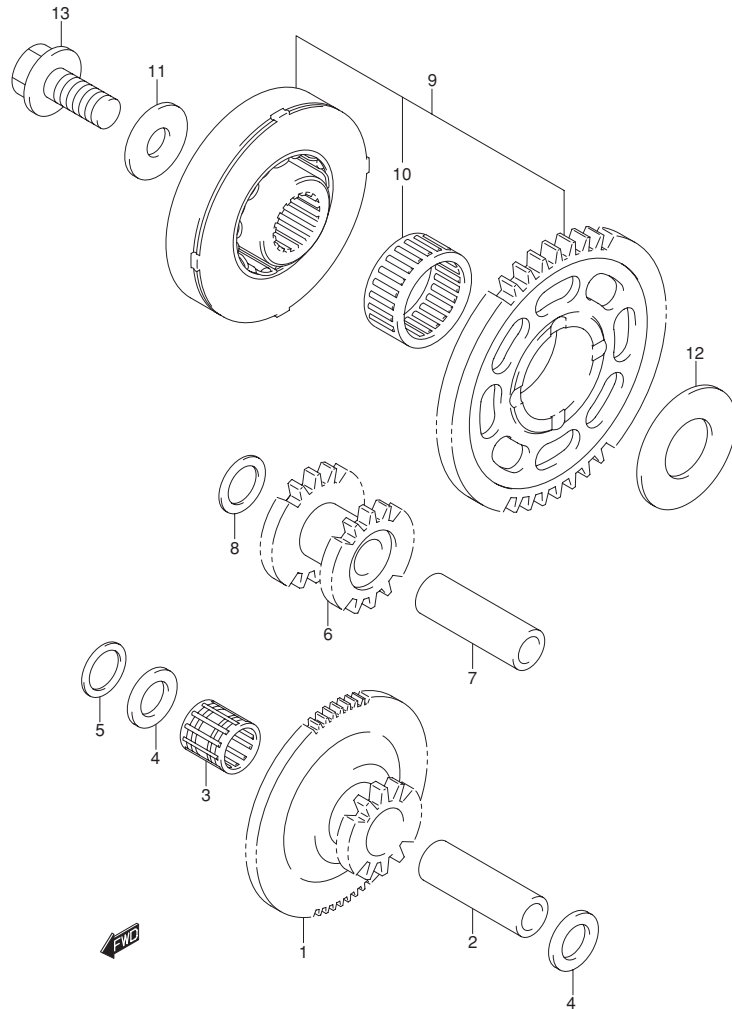


FIG.7 (1-B-10) CRANKSHAFT

REF NO.	PART NO.	DESCRIPTION	Q'TY	REMARKS
1	12160-08J00	ROD ASSY ,CONNECTING	4	
2	12163-35F00	·BOLT ,CONNECTING ROD	8	
3	04221-04089	·PIN	8	
4-1	12164-35F00-0A0	BEARING ,CRANK PIN( GREEN )	8	
4-2	12164-35F00-0B0	BEARING ,CRANK PIN( BLACK )	8	
4-3	12164-35F00-0C0	BEARING ,CRANK PIN( BROWN )	8	
4-4	12164-35F00-0D0	BEARING ,CRANK PIN( YELLOW )	8	
5	12000-30810	CRANKSHAFT SET	1	
6	12228-17E00-0D0	·BEARING ,THRUST RH( GREEN )	1	
7-1	12228-17E00-0A0	·BEARING ,THRUST LH( RED )	1	
7-2	12228-17E00-0B0	·BEARING ,THRUST LH( BLACK )	1	
7-3	12228-17E00-0C0	·BEARING ,THRUST LH( BLUE )	1	
7-4	12228-17E00-0D0	·BEARING ,THRUST LH( GREEN )	1	
7-5	12228-17E00-0E0	·BEARING ,THRUST LH( YELLOW )	1	
7-6	12228-17E00-0F0	·BEARING ,THRUST LH( WHITE )	1	
8-1	12229-35F00-0A0	BEARING ,CRANKSHAFT( GREEN )	10	
8-2	12229-35F00-0B0	BEARING ,CRANKSHAFT( BLACK )	10	
8-3	12229-35F00-0C0	BEARING ,CRANKSHAFT( BROWN )	10	
8-4	12229-35F00-0D0	BEARING ,CRANKSHAFT( YELLOW )	10	
9	12111-08J00-0F0	PISTON	4	
10	12140-30G00	RING SET ,PISTON	4	
11	12151-10G00	PIN ,PISTON	4	
12	09381-16001	CIRCLIP	8	
13	12731-08J00	SPROCKET ,CAM CHAIN DLIVE (NT:17)	1	

**FIG.8**



**FIG.8 (1-B-11) STARTER CLUTCH**

REF NO.	PART NO.	DESCRIPTION	Q'TY	REMARKS
1	12611-40F00	GEAR , STARTER IDLE NO.1 (NT:13/70)	1	
2	12151-09204	PIN	1	
3	09263-12023	BEARING( 12X16X16)	1	
4	09181-12167	SHIM( 12X20X1 )	2	
5	09164-12021	WASHER ( 37.3X52X1 )	1	
6	12612-40F00	GEAR , STARTER IDLE NO.2 (NT:15/17)	1	
7	12151-09204	PIN	1	
8	09164-12021	WASHER ( 37.3X52X1 )	1	
9	12600-40831	CLUTCH SET , STARTER	1	
10	09263-26035	-BEARING ( 26X31X16 )	1	
11	08211-10285	WASHER	1	
12	08211-20403	WASHER	1	
13	09103-10189	BOLT ( 10X23 )	1	



FIG.9

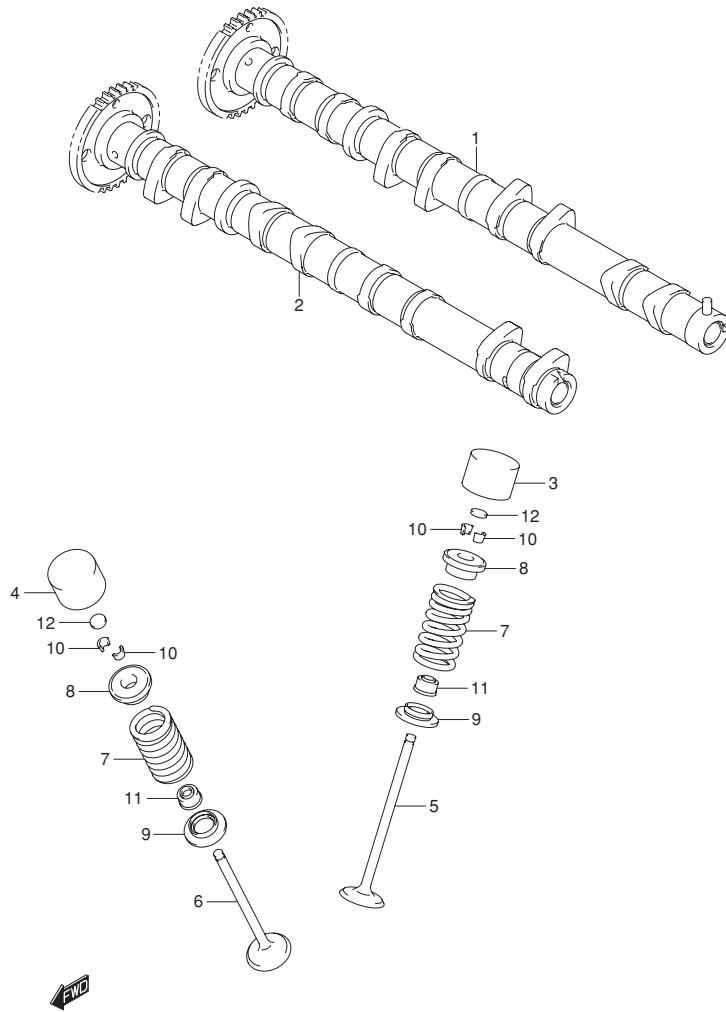


FIG.9 (1-B-12) CAM SHAFT/VALVE

REF NO.	PART NO.	DESCRIPTION	Q'TY	REMARKS
1	12710-08J00	CAMSHAFT ,INTAKE	1	
2	12720-08J00	CAMSHAFT ,EXHAUST	1	
3	12891-44G00	TAPPET ,INTAKE	8	
4	12893-44G00	TAPPET ,EXHAUST	8	
5	12911-44G20	VALVE ,INTAKE	8	
6	12912-44G20	VALVE ,EXHAUST	8	
7	12921-40F00	SPRING ,VALVE	16	
8	12931-35F10	RETAINER ,VALVE SPRING	16	
9	12933-35F10	SEAT ,VALVE SPRING	16	
10	12932-05C00	COTTER ,VALVE	32	
11	09289-04003	OIL SEAL (3.2X8.6X9)	16	
12-1	12892-05C00-120	SHIM ,TAPPET (T:1.20)	16	
12-2	12892-05C00-125	SHIM ,TAPPET (T:1.25)	16	
12-3	12892-05C00-130	SHIM ,TAPPET (T:1.30)	16	
12-4	12892-05C00-135	SHIM ,TAPPET (T:1.35)	16	
12-5	12892-05C00-140	SHIM ,TAPPET (T:1.40)	16	
12-6	12892-05C00-145	SHIM ,TAPPET (T:1.45)	16	
12-7	12892-05C00-150	SHIM ,TAPPET (T:1.50)	16	
12-8	12892-05C00-155	SHIM ,TAPPET (T:1.55)	16	
12-9	12892-05C00-160	SHIM ,TAPPET (T:1.60)	16	
12-10	12892-05C00-165	SHIM ,TAPPET (T:1.65)	16	
12-11	12892-05C00-170	SHIM ,TAPPET (T:1.70)	16	
12-12	12892-05C00-175	SHIM ,TAPPET (T:1.75)	16	
12-13	12892-05C00-180	SHIM ,TAPPET (T:1.80)	16	
12-14	12892-05C00-185	SHIM ,TAPPET (T:1.85)	16	
12-15	12892-05C00-190	SHIM ,TAPPET (T:1.90)	16	
12-16	12892-05C00-195	SHIM ,TAPPET (T:1.95)	16	
12-17	12892-05C00-200	SHIM ,TAPPET (T:2.00)	16	
12-18	12892-05C00-205	SHIM ,TAPPET (T:2.05)	16	
12-19	12892-05C00-210	SHIM ,TAPPET (T:2.10)	16	
12-20	12892-05C00-215	SHIM ,TAPPET (T:2.15)	16	
12-21	12892-05C00-220	SHIM ,TAPPET (T:2.20)	16	

FIG.9

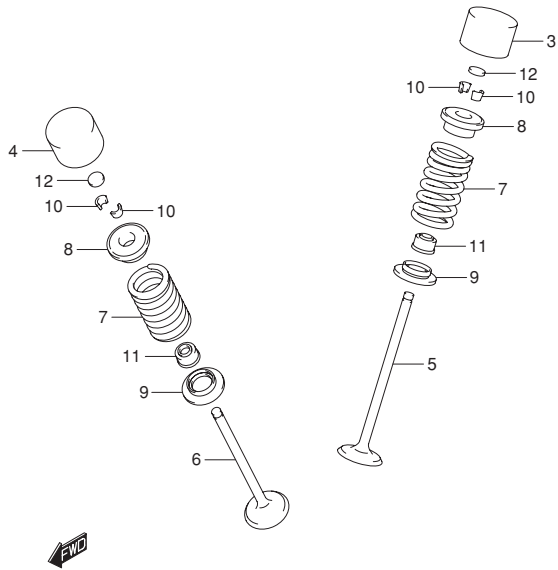
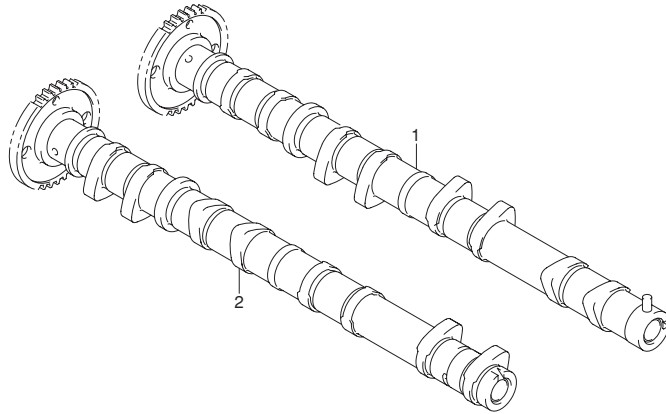


FIG.9 (1-B-13) CAM SHAFT/VALVE

REF NO.	PART NO.	DESCRIPTION	Q'TY	REMARKS
13	12800-05830	SHIM SET ,TAPPET T:1.20 , 1.25..2.15 , 2.20 (5PCS.EACH )& CASE	1	OPT NOT ILLUSTRATED
14	99000-69491	-CASE ,TAPPET SHIM	1	OPT NOT ILLUSTRATED

FIG.10

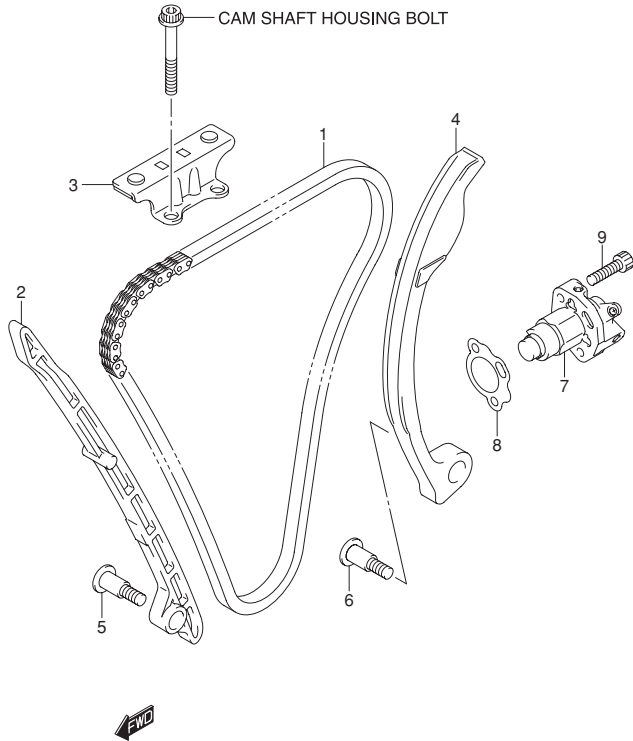


FIG.10 (1-B-14) CAM CHAIN

REF NO.	PART NO.	DESCRIPTION	Q'TY	REMARKS
1	12760-35F01	CHAIN ,CAM SHAFT DRIVE	1	
2	12771-30G00	GUIDE ,CAM CHAIN NO.1	1	
3	12782-35F10	GUIDE ,CAM CHAIN NO.2	1	
4	12811-08J00	TENSIONER ,CAM CHAIN	1	
5	12812-26B02	BOLT ,CAN CHAIN TENSIONER & GUIDE	1	
6	12812-31G00	BOLT ,CAN CHAIN TENSIONER	1	
7	12830-37H00	ADJUSTER ASSY ,TENSIONER	1	
8	12837-02H00	GASKET ,TENSIONER ADJUSTER	1	
9	07130-0625A	BOLT	2	

FIG.11

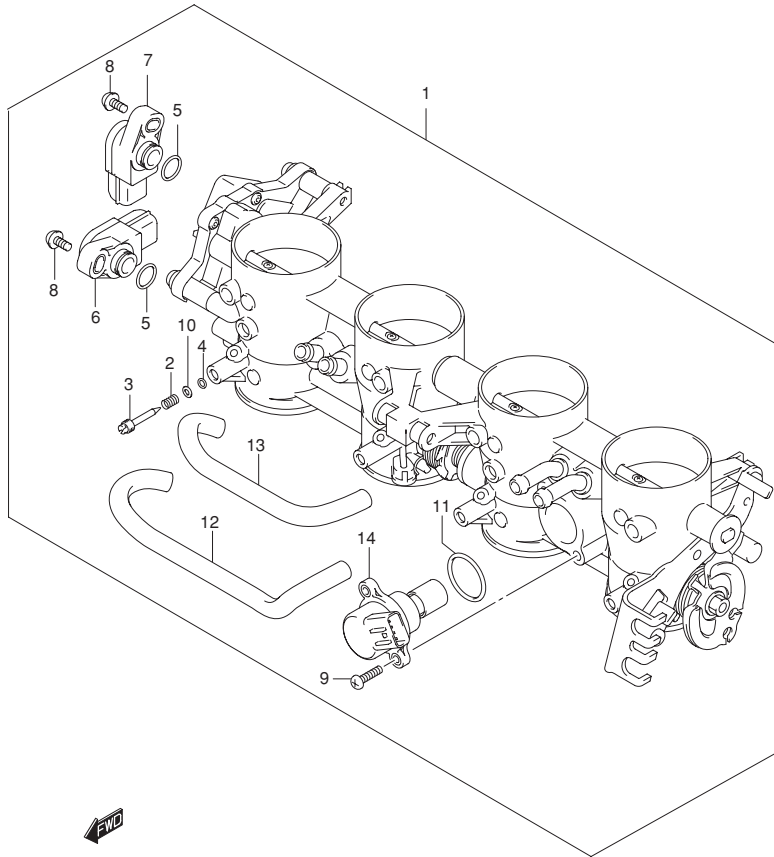
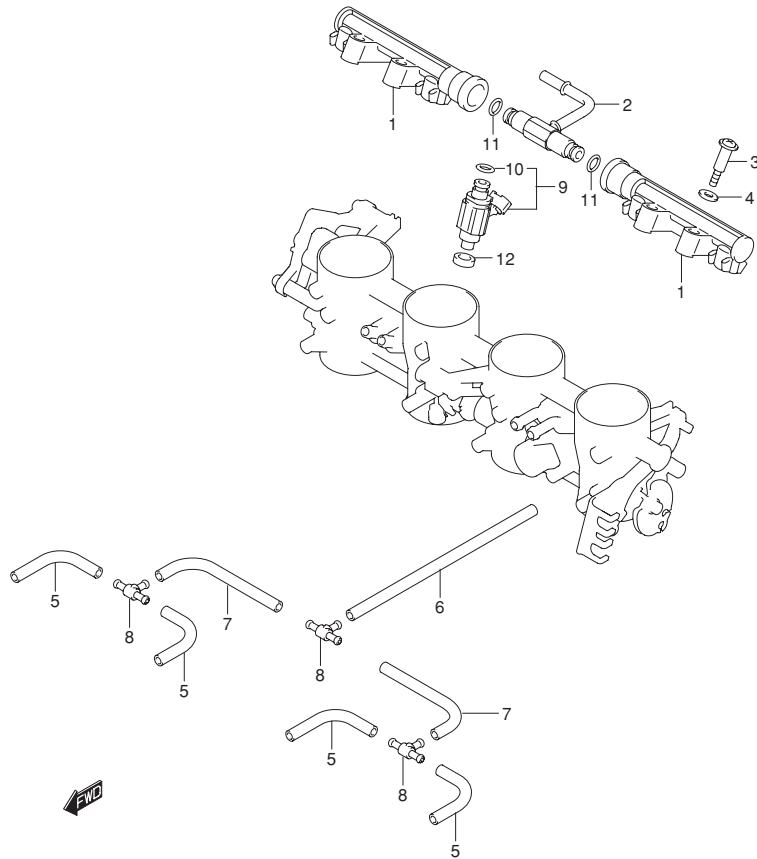


FIG.11 (1-B-15) THROTTLE BODY

REF NO.	PART NO.	DESCRIPTION	Q'TY	REMARKS
1	13405-08J10	BODY ASSY , THROTTLE	1	
2	13268-48700	·SPRING	4	
3	13269-33E00	·SCREW	4	
4	13295-29900	·O RING	4	
5	13575-29G00	·O RING	2	
6	13580-14J00	·SENSOR	1	
7	13580-29G00	·SENSOR	1	
8	13605-02F00	·SCREW	2	
9	13605-37H00	·SCREW	2	
10	13606-47A00	·WASHER	4	
11	13679-37H00	·O RING	1	
12	13698-08J00	·HOSE	1	
13	13698-08J10	·HOSE	1	
14	18117-14J01	·MOTOR ASSY	1	

FIG.12

FIG.12 (1-C-2) THROTTLE BODY HOSE/JOINT



REF NO.	PART NO.	DESCRIPTION	Q'TY	REMARKS
1	13473-08J00	PIPE ,DELIVERY	2	
2	13473-29G00	NIPPLE ASSY	1	
3	13601-29G00	SCREW	4	
4	13602-29G00	PACKING	4	
5	13681-39F00-060	HOSE	4	
6	13683-08J00	HOSE	1	
7	13683-08J10	HOSE	2	
8	13685-02FA0	NIPPLE	3	
9	15710-14J00	INJECTOR ASSY	4	
10	15717-58B00	-O RING	4	
11	15721-08J00	O RING	2	
12	15722-14J00	SEAL	4	

FIG.13

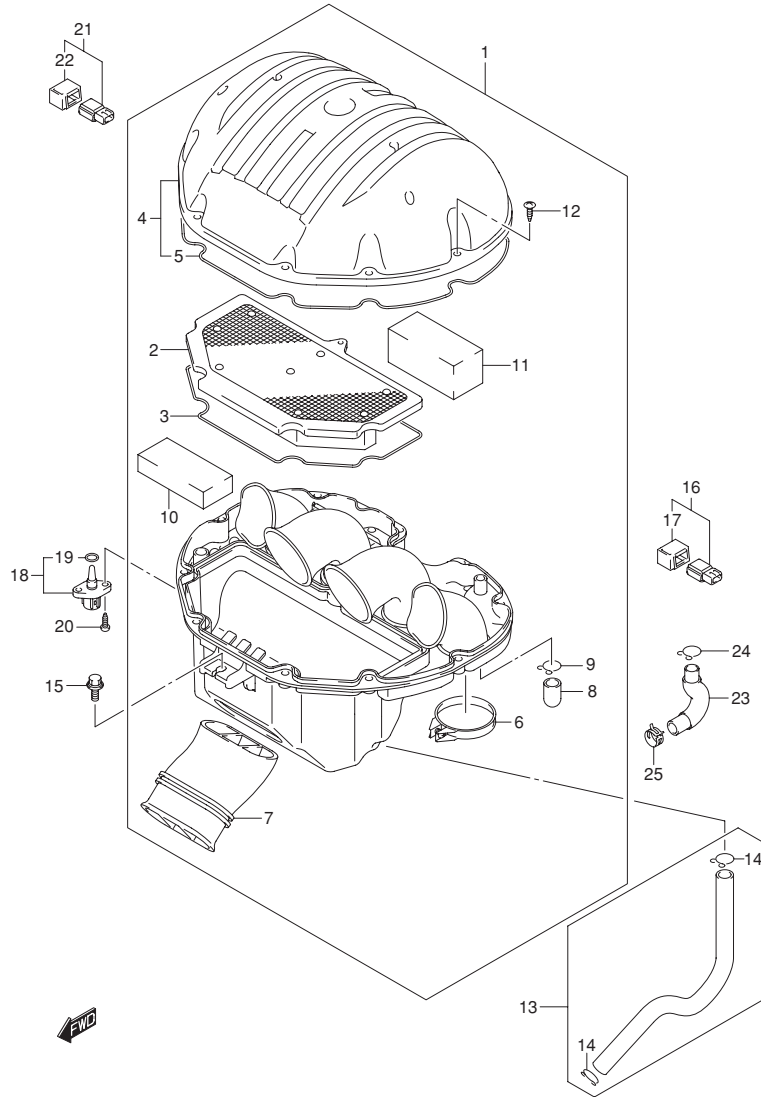


FIG.13 (1-C-3) AIR CLEANER

REF NO.	PART NO.	DESCRIPTION	Q'TY	REMARKS
1	13700-08J01	CLEANER ASSY ,AIR	1	
2	13780-44G00	·FILTER ASSY	1	
3	13756-44G00	·GASKET ,CASE	1	
4	13740-08J00	·CAP ,AIR CLEANER	1	
5	13746-08J00	··GASKET ,CAP	1	
6	13170-25D01	·CLAMP	4	
7	13891-08J00	·TUBE ,INLET	1	
8	13859-41B10	·PLUG	1	
9	09401-14101	·CLIP	1	
10	13788-08J00	·FILTER ,BREATHER CASE	1	
11	13789-08J00	·FILTER ,BREATHER CAP	1	
12	03541-0520A	·SCREW	12	
13	13850-08J00	TUBE ,BREATHER	1	
14	09401-15101	·CLIP	2	
15	09116-06130	BOLT( 6X16)	1	
16	15630-29G10	SENSOR ,BOOST	1	
17	15625-29G00	·COVER	1	
18	13650-14G11	SENSOR ,AIR TEMPERATURE	1	
19	13655-14G10	·O RING	1	
20	03511-0516A	SCREW	2	
21	15630-29G10	SENSOR ,AIR PRESSURE	1	
22	15625-29G00	·COVER	1	
23	13697-08J00	HOSE ,ISC VALVE	1	
24	09401-15101	CLIP	1	
25	09401-16407	CLIP	1	

FIG.14

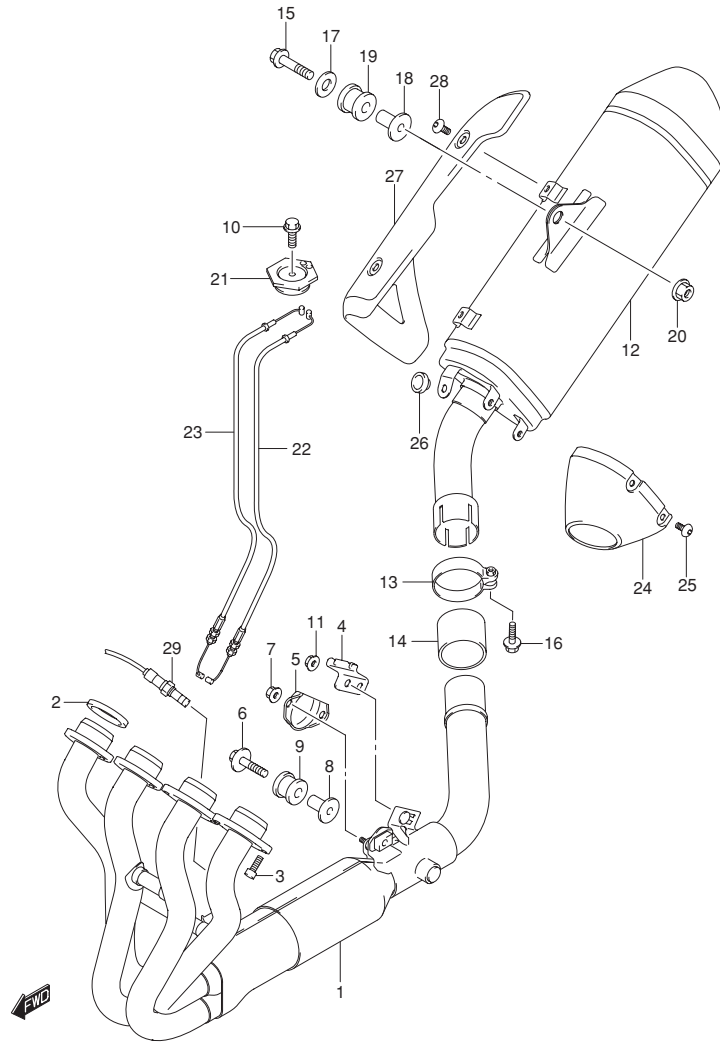
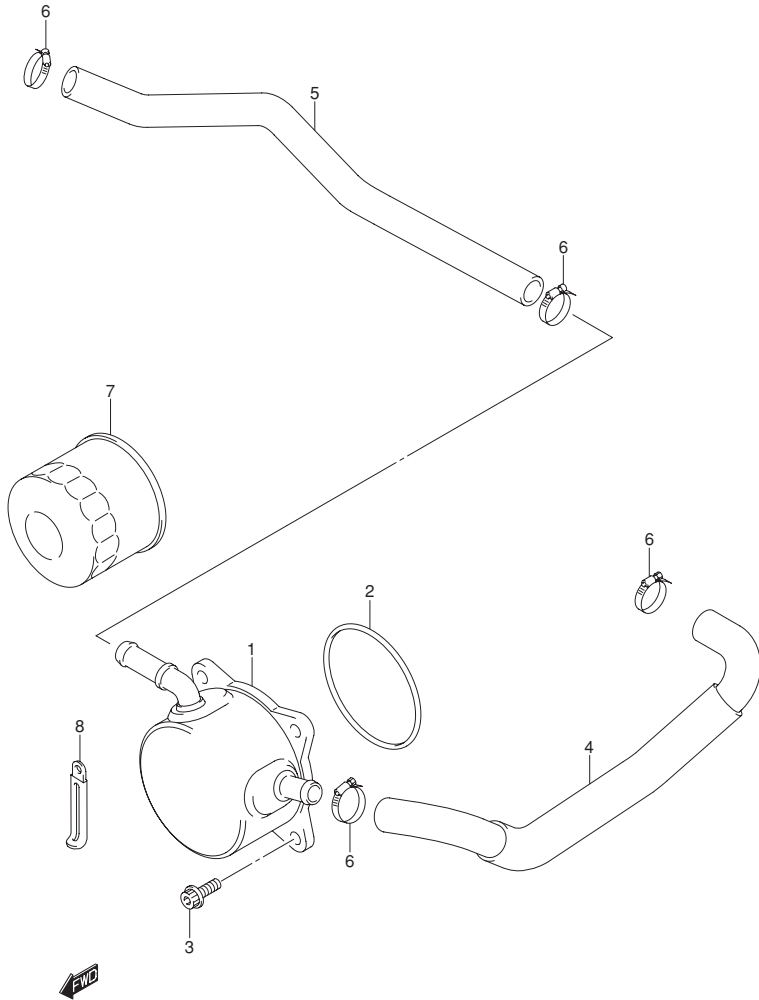


FIG.14 (1-C-4) MUFFLER

REF NO.	PART NO.	DESCRIPTION	Q'TY	REMARKS
1	14100-08J00	EXHAUST	1	
2	14181-46E00	GASKET ,EXHAUST PIPE	4	
3	09106-08165	BOLT ( 8X25 )	8	
4	14250-21H00	BRACKET , EXHAUST VALVE CABLE	1	
5	14280-08J00	COVER , EXHAUST VALVE	1	
6	09118-08152-A05	BOLT ( 8X45 )	1	
7	09159-06100	NUT	2	
8	09180-08152	SPACER ( 8.6X12X24.2 )	1	
9	09320-12077	CUSHION	1	
10	01547-0516A	BOLT	1	
11	08316-1006A	NUT	1	
12	14310-08J00	BODY , MUFFLER	1	
13	14459-08J00	CLAMP , MUFFLER CONNECTOR	1	
14	14771-42F31	CONNECTOR , MUFFLER	1	
15	09103-08358	BOLT ( 8X45 )	1	
16	09103-08392	BOLT ( 8X40 )	1	
17	09160-08142	WASHER ( 8.5X28X1.5 )	1	
18	09180-08152	SPACER ( 8.6X12X24.2 )	1	
19	09320-12048	CUSHION	1	
20	08361-2508A	NUT	1	
21	11269-18G01	PULLEY ,CONTROLLER	1	
22	11276-08J00	CABLE , EXH VALVE NO.1	1	
23	11277-08J00	CABLE , EXH VALVE NO.2	1	
24	14770-08J00	COVER , MUFFLER FRONT	1	
25	09139-06078	SCREW (6X10 )	2	
26	09321-10018	CUSHION	1	
27	14780-08J00	COVER , MUFFLER CTR	1	
28	09139-06122	SCREW (6X10 )	2	
29	18213-18H10	SENSOR , OXYGEN	1	

**FIG.15**



**FIG.15 (1-C-5) OIL COOLER**

REF NO.	PART NO.	DESCRIPTION	Q'TY	REMARKS
1	16600-29G00	COOLER ASSY ,OIL	1	
2	09280-64003	O RING( D:3.1 ,ID:63.9)	1	
3	09106-06099	BOLT( 6X16)	4	
4	16461-08J00	HOSE ,OIL COOLER WATER INLET	1	
5	16471-08J00	HOSE ,OIL COOLER WATER OUTLET	1	
6	09402-22512	CLAMP	4	
7	16510-07J00	FILTER ASSY ,ENGINE OIL	1	
8	09404-06433	CLAMP( L:80 )	1	

**2**





FIG.17

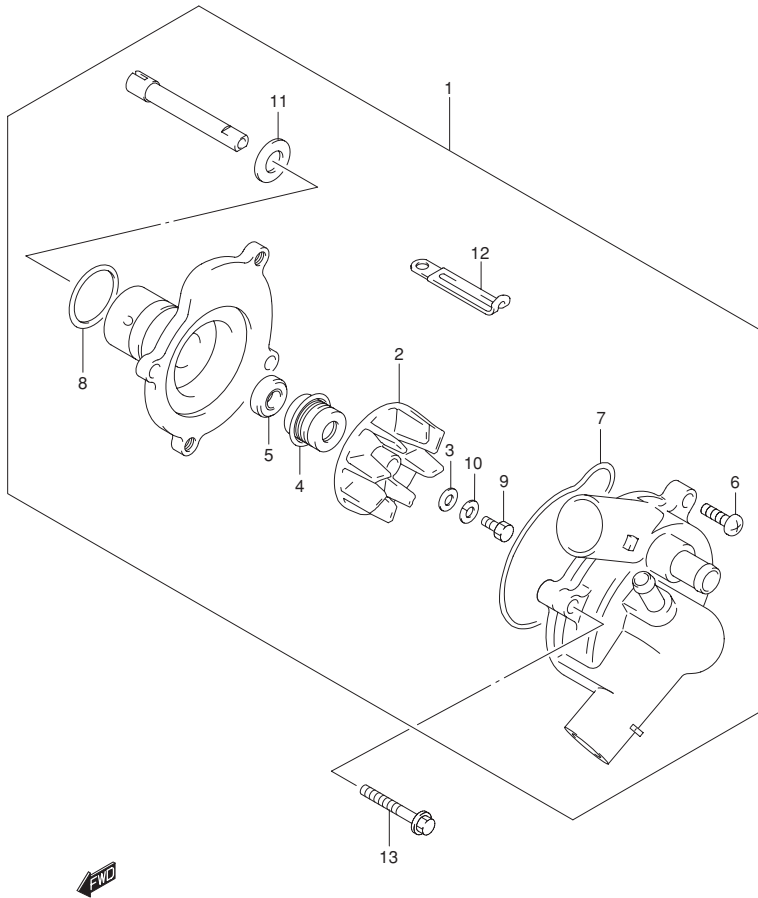
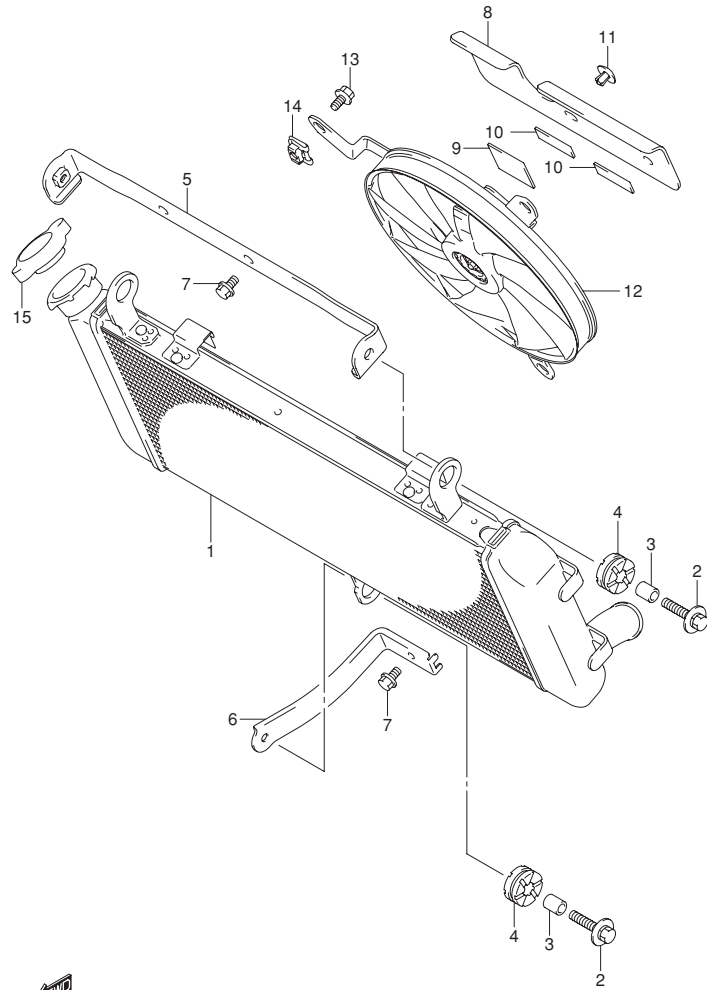


FIG.17 (1-C-7) WATER PUMP

REF NO.	PART NO.	DESCRIPTION	Q'TY	REMARKS
1	17400-35F30	PUMP ASSY ,WATER	1	
2	17491-17E01	·IMPELLER	1	
3	09168-06025	·GASKET ( 6X15X2.2 )	1	
4	17470-02F10	·SEAL ,WATER PUMP SHAFT MECHANICAL	1	
5	17461-48G00	·OIL SEAL	1	
6	02112-0616A	·SCREW	2	
7	17418-33400	·O RING	1	
8	17435-33400	·O RING	1	
9	09100-06099	·BOLT ( 6X13 )	1	
10	09164-06006	·WASHER	1	
11	17432-07G00	·WASHER	1	
12	09404-06429	·CLAMP ( L:45 )	1	
13	01550-0635A	BOLT	2	

**FIG.18**



**FIG.18 (1-C-8) RADIATOR(GSR750L2 E21)**

REF NO.	PART NO.	DESCRIPTION	Q'TY	REMARKS
1	17710-08J00	RADIATOR ASSY , WATER	1	
2	09118-06122	BOLT( 6X25)	3	
3	09180-06290	SPACER ( 6.5X10X12)	3	
4	09320-10051	CUSHION	3	
5	17740-08J00	BRACKET , RADIATOR UPPER	1	
6	17750-08J00	BRACKET , RADIATOR LOWER	1	
7	01550-0612A	BOLT	3	
8	17771-08J00	SHIELD , RADIATOR HEAT	1	
9	44894-24A00	CUSHION , RADIATOR HEAT SHIELD	1	
10	94476-38C00	CUSHION , RADIATOR HEAT SHIELD	2	
11	09409-06322-5PK	CLIP ( BLACK )	2	
12	17800-08J00	FAN ASSY , RADIATOR	1	
13	17711-08J00	BOLT , FAN ASSY	3	
14	17712-40F00	NUT , FAN ASSY	3	
15	17730-08J00	CAP , RADIATOR	1	

FIG.19

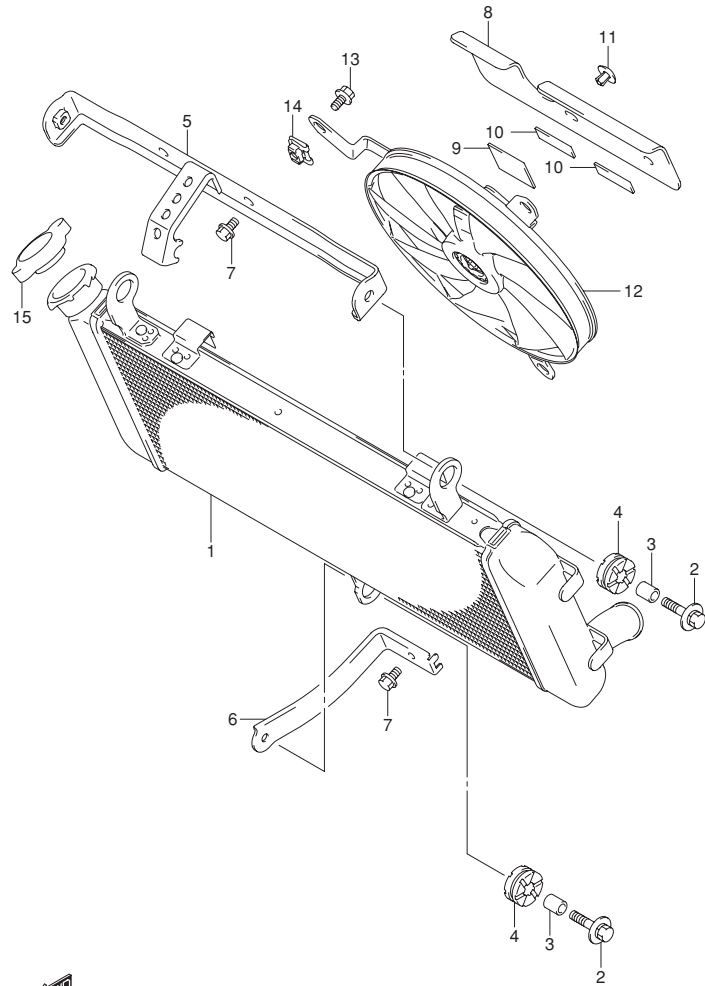


FIG.19 (1-C-9) RADIATOR(GSR750AL2 E21)

REF NO.	PART NO.	DESCRIPTION	Q'TY	REMARKS
1	17710-08J00	RADIATOR ASSY , WATER	1	
2	09118-06122	BOLT( 6X25 )	3	
3	09180-06290	SPACER ( 6.5X10X12 )	3	
4	09320-10051	CUSHION	3	
5	17740-08J10	BRACKET , RADIATOR UPPER	1	
6	17750-08J00	BRACKET , RADIATOR LOWER	1	
7	01550-0612A	BOLT	3	
8	17771-08J00	SHIELD , RADIATOR HEAT	1	
9	44894-24A00	CUSHION , RADIATOR HEAT SHIELD	1	
10	94476-38C00	CUSHION , RADIATOR HEAT SHIELD	2	
11	09409-06322-5PK	CLIP ( BLACK )	2	
12	17800-08J00	FAN ASSY , RADIATOR	1	
13	17711-08J00	BOLT , FAN ASSY	3	
14	17712-40F00	NUT , FAN ASSY	3	
15	17730-08J00	CAP , RADIATOR	1	

2



FIG.20

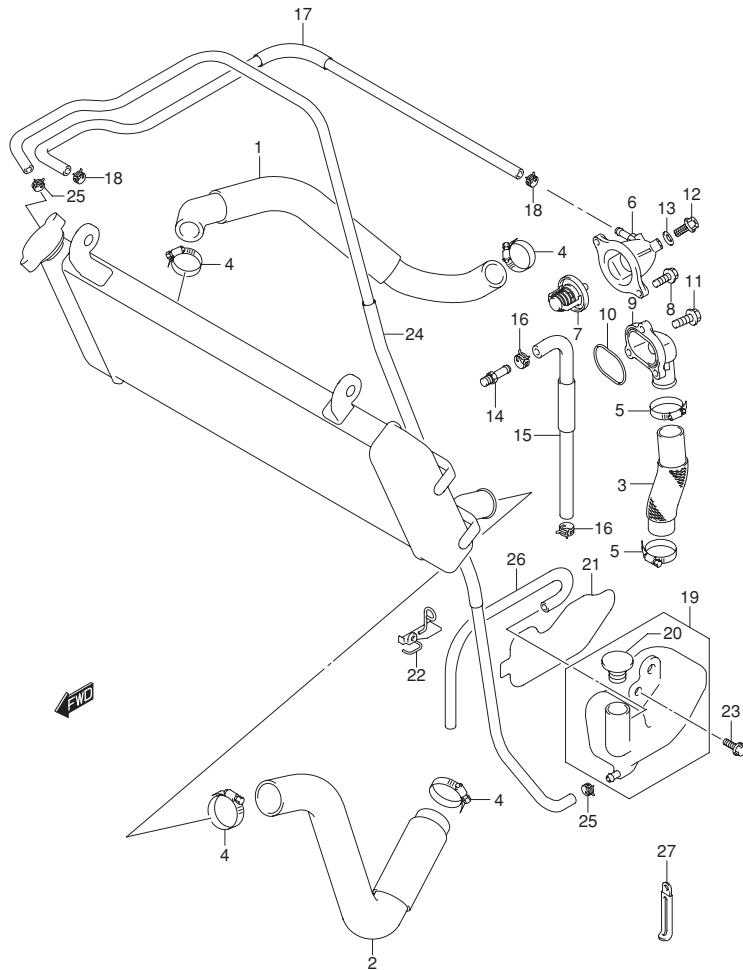


FIG.20 (1-C-10) RADIATOR HOSE

REF NO.	PART NO.	DESCRIPTION	Q'TY	REMARKS
1	17851-08J00	HOSE ,RADIATOR INLET	1	
2	17852-08J10	HOSE ,RADIATOR OUTLET	1	
3	17853-35F10	HOSE ,CYLINDER INLET	1	
4	09402-35501	CLAMP	4	
5	09402-38512	CLAMP	2	
6	17661-35F00	COVER , THERMOSTAT	1	
7	17670-76G00	THERMOSTAT ,WATER	1	
8	01547-0620A	BOLT	2	
9	17861-08J00	CONNECTOR ,CYLINDER WATER INLET	1	
10	17863-33E00	O RING ,CYLINDER WATER	1	
11	01547-0620A	BOLT	3	
12	17568-50F00	BOLT ,THERMOSTAT COVER AIR	1	
13	09168-06026	GASKET ( 6.4X11.5X0.8 )	1	
14	09362-09011	UNION	1	
15	17854-08J00	HOSE , WATER BYPASS	1	
16	09401-12409	CLAMP	2	
17	17855-08J00	HOSE , WATER AIR BLEED	1	
18	09401-10409	CLIP	2	
19	17910-08J00	TANK ASSY , RESERVOIR	1	
20	17931-02FA0	·CAP , RESERVOIR TANK	1	
21	17912-08J00	SHIELD , RESERVOIR TANK HEAT	1	
22	17914-08J00	PLATE , RESERVOIR TANK CAP	1	
23	09111-06085	BOLT ( 6X12 )	2	
24	17981-08J00	HOSE , RESERVOIR TANK INLET	1	
25	09401-08411	CLIP	2	
26	17981-19F00	HOSE , RESERVOIR TANK OVER FLOW	1	
27	09404-06433	CLAMP ( L:80 )	1	

FIG.21

2

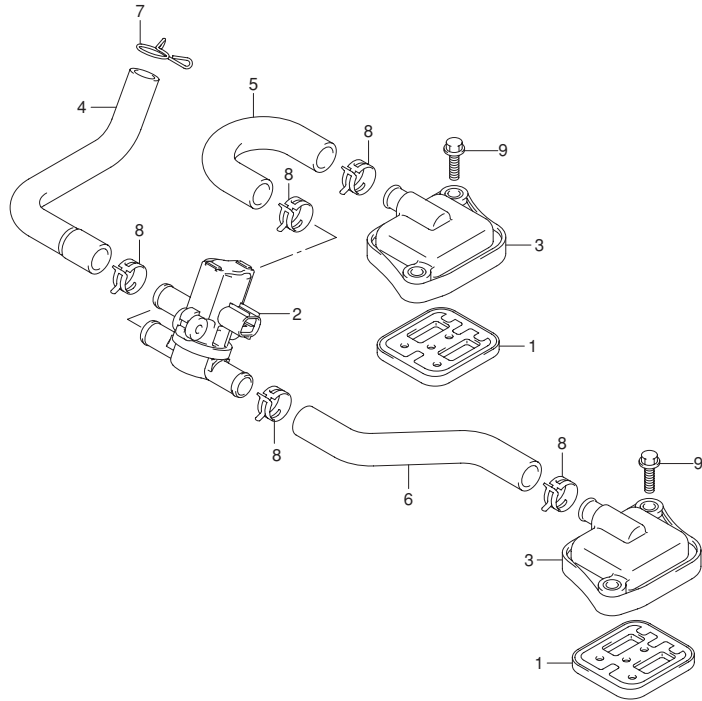


FIG.21 (1-C-11) 2ND AIR

REF NO.	PART NO.	DESCRIPTION	Q'TY	REMARKS
1	18450-35F11	VALVE ASSY ,2ND AIR REED	2	
2	18510-29G31	VALVE ASSY ,AIR CUT	1	
3	18531-35F20	COVER ,2ND AIR REED VALVE	2	
4	18711-08J00	HOSE ,2ND AIR CLEANER	1	
5	18461-08J00	HOSE ,2ND AIR VALVE RH	1	
6	18471-08J00	HOSE ,2ND AIR VALVE LH	1	
7	09401-17201	CLIP	1	
8	09401-17401	CLIP	5	
9	01547-0620A	BOLT	4	



FIG.22

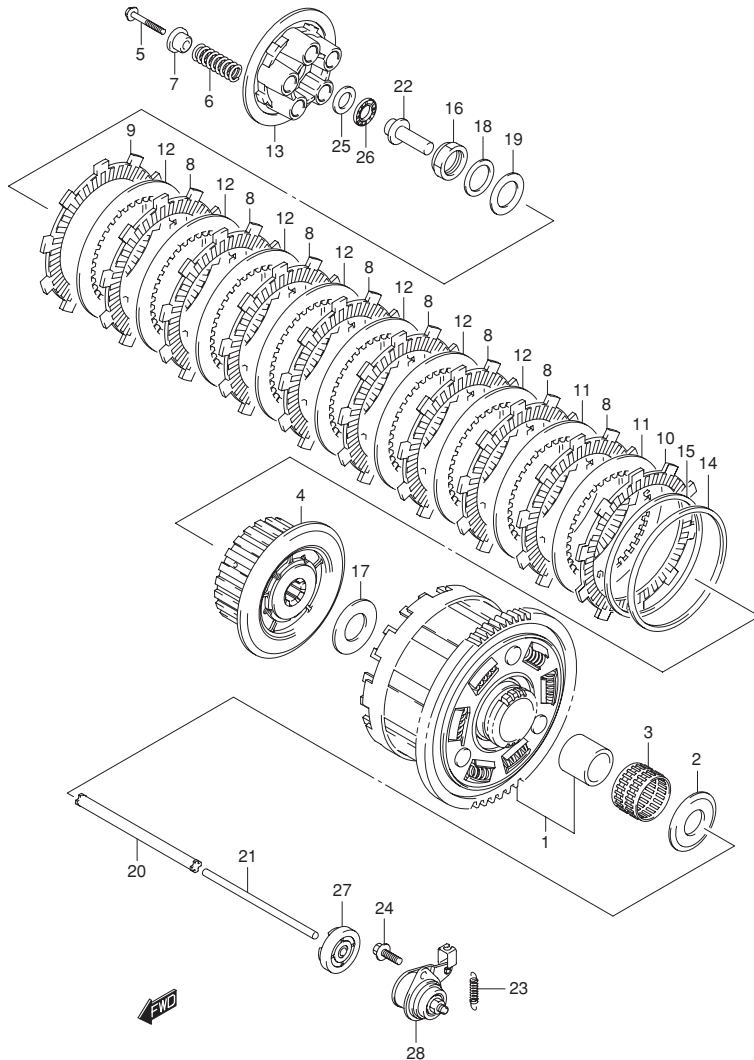


FIG.22 (1-C-12) CLUTCH

REF NO.	PART NO.	DESCRIPTION	Q'TY	REMARKS
1	21200-35830	GEAR ASSY ,PRIMARY DRIVEN (NT:78)	1	
2	09160-25073	WASHER (25X54X2.4)	1	
3	09263-35036	BEARING (35X40X29.8)	1	
4	21410-35F20	HUB ,CLUTCH SLEEVE	1	
5	21482-40F00	BOLT ,CLUTCH SPRING	5	
6	21413-08J00	SPRING ,CLUTCH	5	
7	21414-29F00	WASHER ,CLUTCH SPRING	5	
8	21441-31EA0	PLATE ,CLUTCH DRIVE NO.1 (T:3.0)	8	
9	21441-31E60	PLATE ,CLUTCH DRIVE NO.2 (T:3.0)	1	
10	21442-31E21	PLATE ,CLUTCH DRIVE NO.3 (T:2.9)	1	
11	21451-31E00	PLATE ,CLUTCH DRIVEN NO.1 (T:1.6)	2	
12	21451-31E10	PLATE ,CLUTCH DRIVEN NO.2 (T:2.0)	7	
13	21462-35F00	DISC ,CLUTCH PRESSURE	1	
14	21471-31E20	SEAT ,WAVE WASHER	1	
15	21472-39F00	WASHER ,CLUTCH PLATE WAVE	1	
16	09159-24010	NUT	1	
17	09160-25056	WASHER (25X50X2.5)	1	
18	09164-24008	WASHER	1	
19	09181-25223	SHIM (25X38X1)	1	
20	23110-27A00	ROD ,CLUTCH	1	
21	23111-35F00	ROD ,CLUTCH PUSH LH	1	
22	23121-31E00	PIECE ,CLUTCH PUSH	1	
23	09443-09051	SPRING	1	
24	01550-0616B	BOLT	2	
25	09160-15045	WASHER (15.5X28X1)	1	
26	09263-15003	BEARING (15X28X2)	1	
27	09283-06010	OIL SEAL (6X34X10.5)	1	
28	23200-35F01	SCREW ASSY ,CLUTCH RELEASE	1	

FIG.23

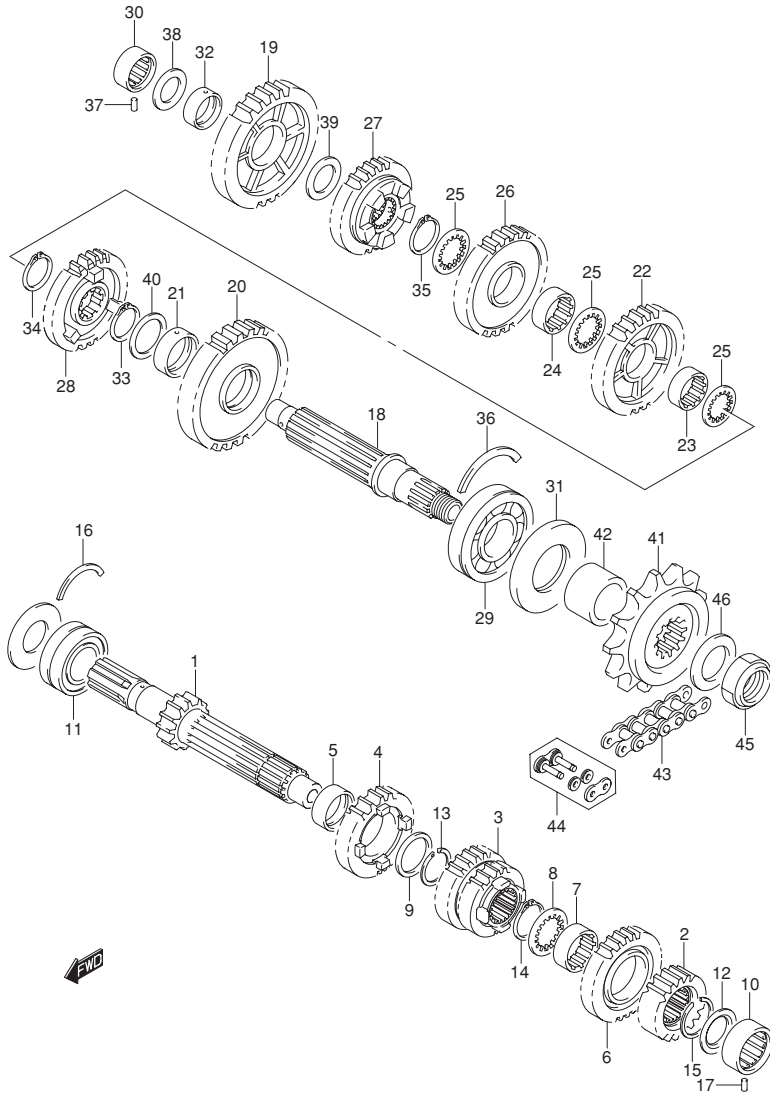
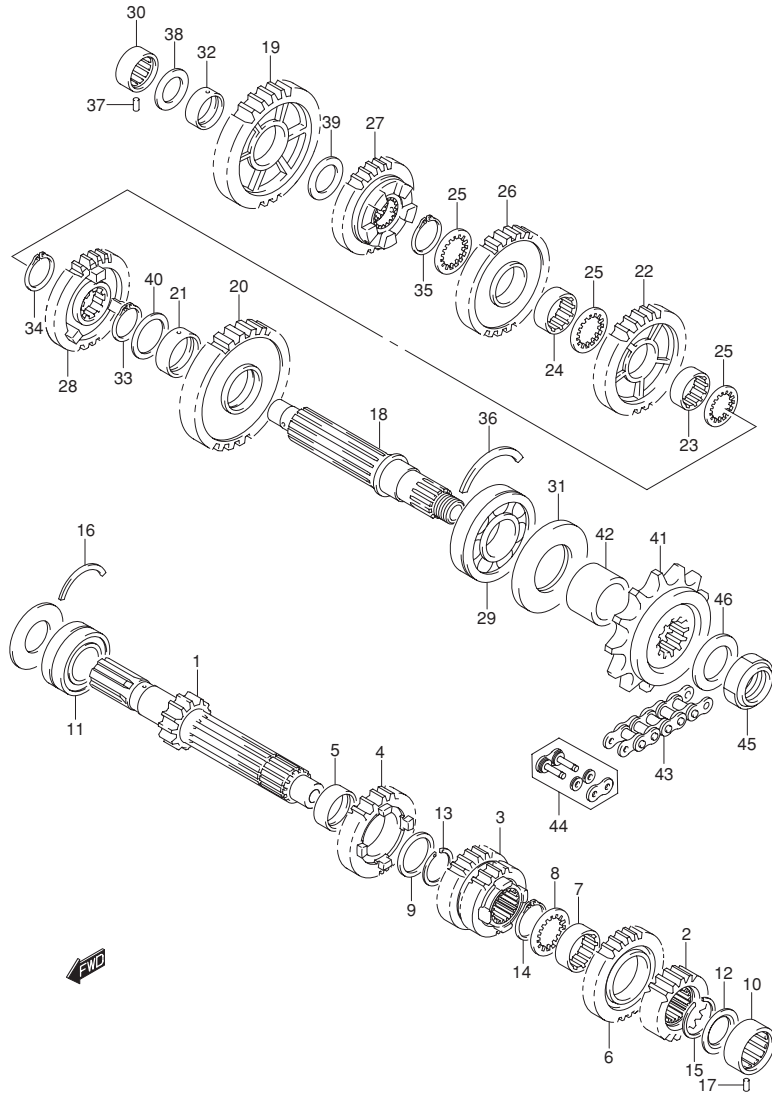


FIG.23 (1-C-13) TRANSMISSION

REF NO.	PART NO.	DESCRIPTION	Q'TY	REMARKS
1	24120-35F20	SHAFT ,COUNTER	1	
2	24221-35F00	GEAR ,2ND DRIVE ( NT:19)	1	
3	24231-35F01	GEAR ,3RD & 4TH DRIVE ( NT:20/22 )	1	
4	24251-35F21	GEAR ,5TH DRIVE ( NT:23 )	1	
5	24252-35F00	BUSH 5TH DRIVE GEAR	1	
6	24261-35F02	GEAR ,6TH DRIVE ( NT:22 )	1	
7	24262-35F10	BUSH ,6TH DRIVE GEAR	1	
8	09167-27003	LOCK WASHER	1	
9	09181-27014	SHIM ( 27X36X2.5 )	1	
10	09263-20087	BEARING ( 20X34X13.5 )	1	LH
11	09267-25013	BEARING ( 25X52X20.6 )	1	RH
12	09285-20006	OIL SEAL ( 20X31.2X2.7 )	1	
13	09380-27006	CIRCLIP	1	5TH
14	09380-27006	CIRCLIP	1	6TH
15	09380-27004	CIRCLIP	1	2ND
16	09390-58001	C RING	1	RH
17	09261-06003	PIN ( 6X10 )	1	LH
18	24131-35F01	SHAFT ,DRIVE	1	
19	24311-35F20	GEAR ,1ST DRIVEN ( NT:39)	1	
20	24321-35F11	GEAR ,2ND DRIVEN ( NT:39)	1	
21	24322-35F00	BUSH ,2ND DRIVEN GEAR	1	
22	24331-35F10	GEAR ,3RD DRIVEN ( NT:37)	1	
23	24332-35F00	BUSH ,3RD DRIVEN GEAR	1	
24	24332-35F00	BUSH ,4TH DRIVEN GEAR	1	
25	24333-02F00	WASHER ,3RD & 4TH DRIVEN GEAR	3	
26	24341-35F10	GEAR ,4TH DRIVEN ( NT:29)	1	
27	24351-35F10	GEAR ,5TH DRIVEN ( NT:30)	1	
28	24361-35F10	GEAR ,6TH DRIVEN ( NT:26)	1	
29	09262-28025	BEARING ( 28X70X18 )	1	LH
30	09263-20087	BEARING ( 20X34X13.5 )	1	RH
31	09283-36008	OIL SEAL ( 34.8X70X6 )	1	
32	09300-22008	BUSH ( 22X26X9 )	1	
33	09380-27006	CIRCLIP	1	



**FIG.23**



**FIG.23 (1-C-14) TRANSMISSION**

REF NO.	PART NO.	DESCRIPTION	Q'TY	REMARKS
34	09380-27006	CIRCLIP	1	
35	09380-27006	CIRCLIP	1	
36	09390-70001	C RING	1	LH
37	09261-06003	PIN ( 6X10 )	1	RH
38	09181-20251	SHIM( 20X34X1 )	1	1ST:RH
39	09181-22223	SHIM( 22X34X1 )	1	1ST:LH
40	09160-27008	WASHER ( 27X36X1 )	1	2ND
41	27510-20A20	SPROCKET ,ENGINE ( NT:17 )	1	
42	27531-35F01	SPACER ,ENGINE SPROCKET	1	
43	27600-06G40-112	CHAIN ASSY( RK525SMOZ8 ,112L )	1	
44	27620-06G40	JOINT SET ,CHAIN	1	OPT
45	09159-20004	NUT	1	
46	09160-25009	WASHER ( 25X41X3 )	1	

FIG.24

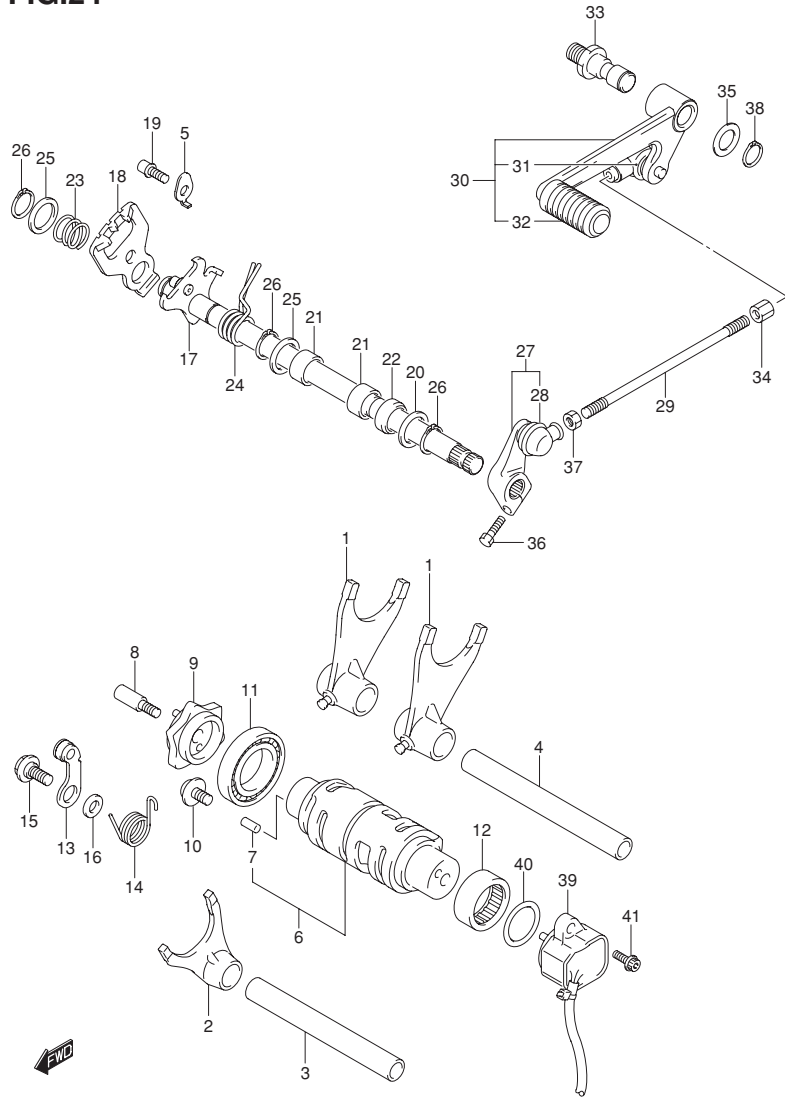
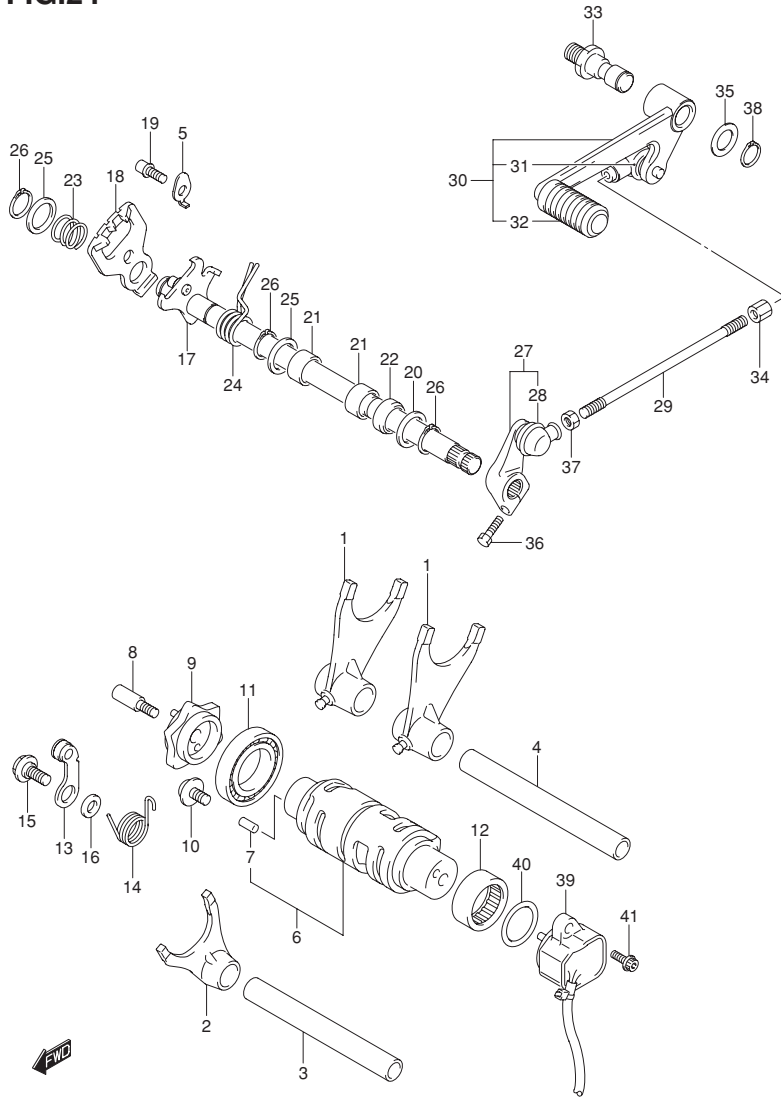


FIG.24 (1-C-15) GEAR SHIFTING

REF NO.	PART NO.	DESCRIPTION	Q'TY	REMARKS
1	25211-35F11	FORK , GEAR SHIFT ,NO.1	2	
2	25231-35F11	FORK , GEAR SHIFT ,NO.3	1	
3	25411-26D01	SHAFT , GEAR SHIFT FORK ,NO.2	1	
4	25411-35F00	SHAFT , GEAR SHIFT FORK ,NO.1	1	
5	25451-35F00	RETAINER , GEAR SHIFT FORK SHAFT	1	
6	25310-35F00	CAM , GEAR SHIFT	1	
7	04221-04089	·PIN	1	
8	25312-42F01	BOLT , GEAR SHIFT CAM PLATE	1	
9	25381-13E30	PLATE , GEAR SHIFT CAM	1	
10	09136-06147	SCREW (6X12)	2	
11	09262-25006	BEARING ( 25X47X8 )	1	
12	09263-25018	BEARING ( 25X32X12 )	1	LH
13	25350-35F00	STOPPER , SHIFT CAM	1	
14	25355-05G00	SPRING , GEAR SHIFT CAM STOPPER ARM	1	
15	09111-06041	BOLT ( 6X14.3 )	1	
16	08211-06141	WASHER	1	
17	25510-08J00	SHAFT , GEAR SHIFT	1	
18	25512-06G10	PLATE , GEAR SHIFT CAM DRIVE	1	
19	25671-35F00	STOPPER , GEAR SHIFT ARM	1	
20	09160-14016	WASHER ( 14X29X0.8 )	1	LH
21	09263-14027	BEARING ( 14X20X12 )	2	
22	09283-14005	OIL SEAL ( 14X22X7.3 )	1	
23	09440-17009	SPRING	1	
24	09444-20001	SPRING	1	
25	09181-14167	SHIM ( 14X22X1 )	2	RH
26	08331-3114A	CIRCLIP	3	
27	25520-06G10	ARM , GEAR SHIFT LINK	1	
28	25526-47000	·COVER , DUST	1	
29	25525-12B00	ROD , GEAR SHIFT LINK	1	
30	25600-08J00	LEVER ASSY , GEAR SHIFT	1	
31	25526-47000	·COVER , DUST	1	
32	25652-20C00	·RUBBER , GEAR SHIFT PEDAL	1	
33	25617-03F10	SHAFT , GEAR SHIFT LEVER	1	

**FIG.24**



**FIG.24 (1-D-2) GEAR SHIFTING**

REF NO.	PART NO.	DESCRIPTION	Q'TY	REMARKS
34	09140-06025	NUT	1	
35	09160-12011	WASHER ( 12.5X20X1 )	1	
36	01547-0620A	BOLT	1	
37	08310-00067	NUT	1	
38	08331-3112A	CIRCLIP	1	
39	37730-08J00	SENSOR ASSY , GEAR POSITION	1	
40	09280-26005	O RING ( D:2.4 ,D:26.2 )	1	
41	09106-05023	BOLT ( 5X16 )	2	



FIG.26

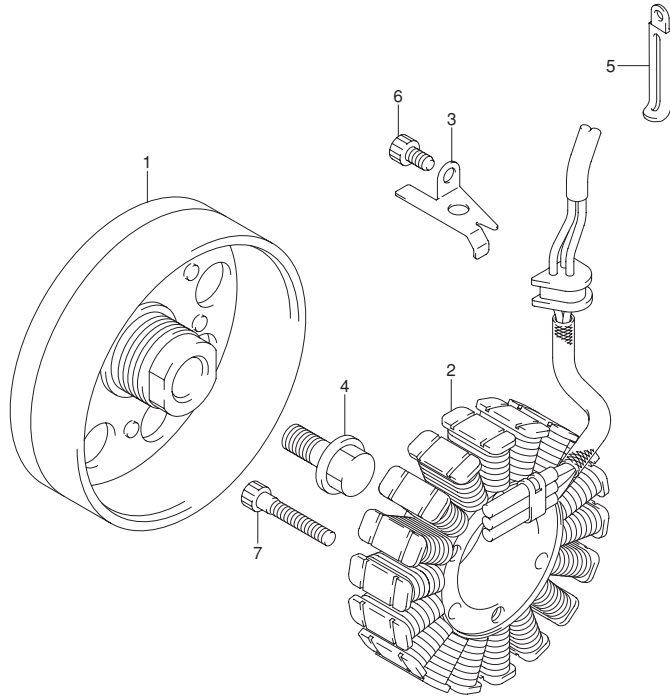


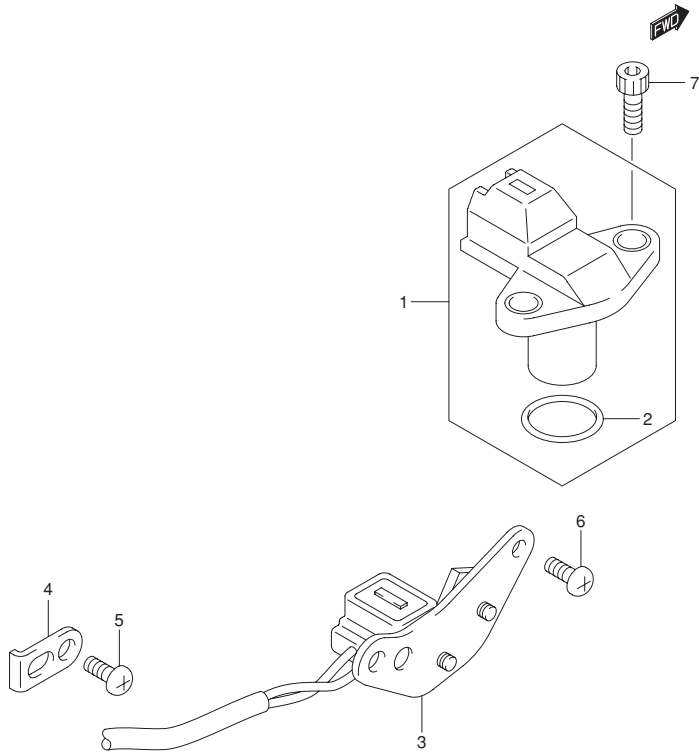
FIG.26 (1-D-4) GENERATOR

REF NO.	PART NO.	DESCRIPTION	Q'TY	REMARKS
1	31402-29G20	ROTOR ASSY	1	
2	31401-29G20	STATOR ASSY	1	
3	32371-33E00	CLAMP ,GENERATOR LEAD WIRE	1	
4	09103-12005	BOLT ( 12X23 )	1	
5	09404-06429	CLAMP ( L:45 )	1	
6	07130-0612A	BOLT	1	MAG LEAD
7	07130-0635A	BOLT	3	STATOR

FIG.27

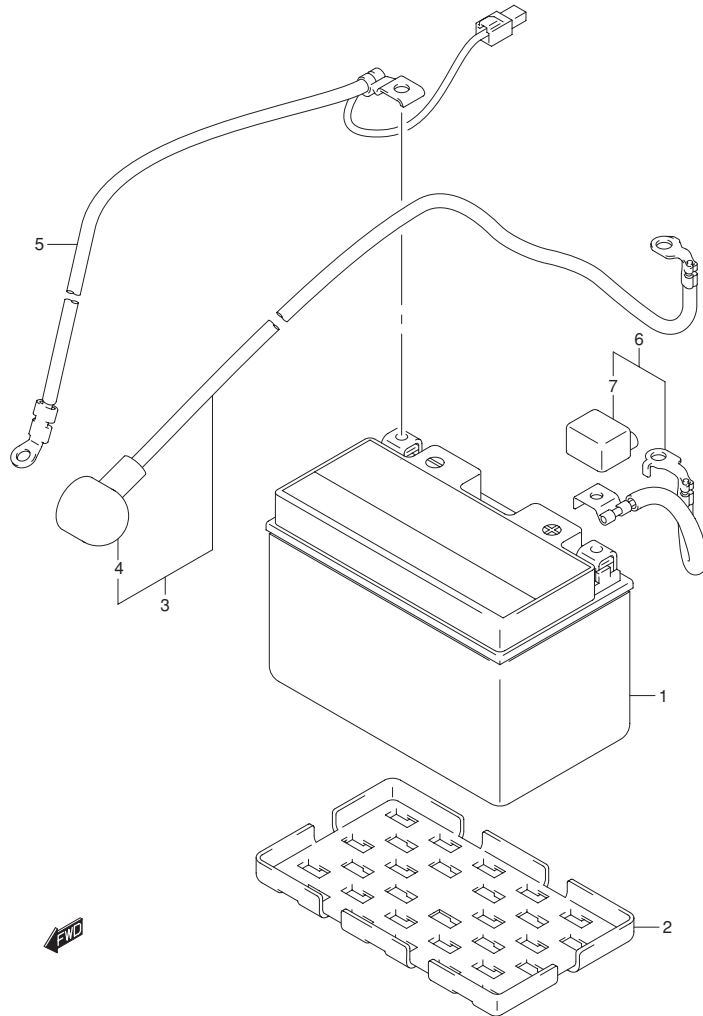
FIG.27 (1-D-5) SIGNAL GENERATOR

3



REF NO.	PART NO.	DESCRIPTION	Q'TY	REMARKS
1	32160-02F10	SENSOR ASSY ,CAM POSITION	1	
2	32161-02F00	·PACKING	1	
3	33110-08J00	STATOR ,SIGNAL GENERATOR	1	
4	33115-33E00	CLAMP ,SIGNAL GENERATOR	1	
5	02112-0510A	SCREW	1	
6	02112-0510A	SCREW	2	
7	07130-0616A	BOLT	2	

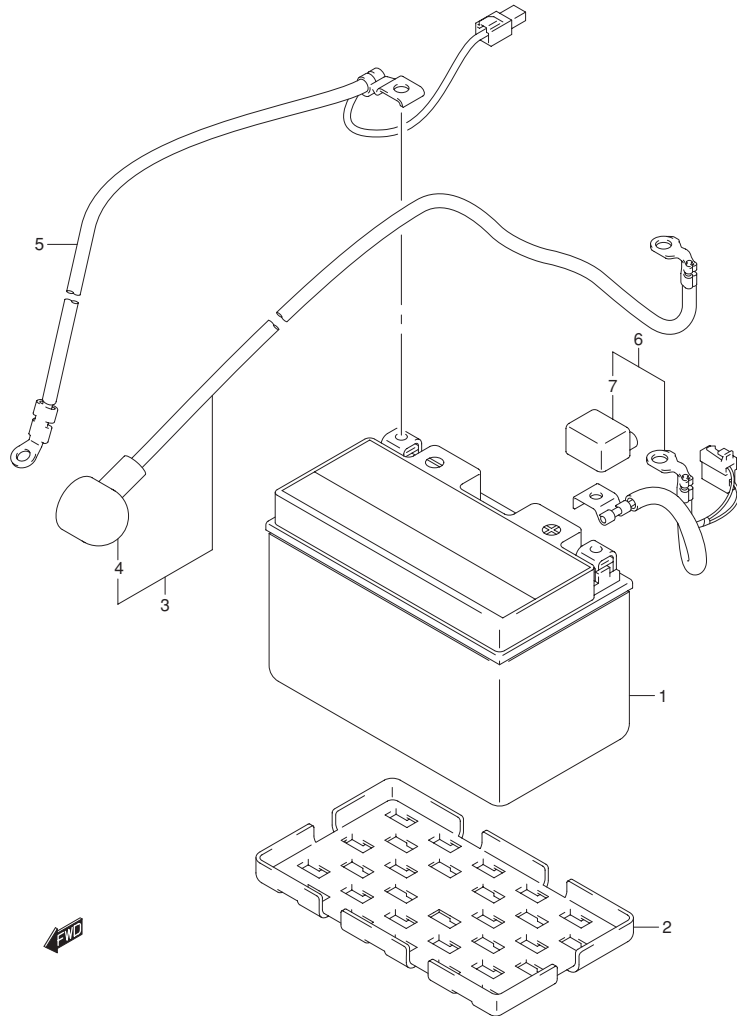
**FIG.28**



**FIG.28 ( 1-D-6 ) BATTERY(GSR750L2 E21 )**

REF NO.	PART NO.	DESCRIPTION	Q'TY	REMARKS
1	33610-14G10	BATTERY ASSY ( FT12A - BS ,12V ,10AH )	1	
2	33652-16G00	PROTECTOR ,BATTERY	1	
3	33810-08J00	WIRE , STARTER MOTOR LEAD	1	
4	33624-18H10	-CAP	1	
5	33860-08J00	WIRE ,BATTERY MINUS LEAD	1	
6	33820-08J00	WIRE ,BATTERY PLUS LEAD	1	
7	33624-16G00	-CAP , BATTERY PLUS	1	

**FIG.29**



**FIG.29 (1-D-7) BATTERY(GSR750AL2 E21)**

REF NO.	PART NO.	DESCRIPTION	Q'TY	REMARKS
1	33610-14G10	BATTERY ASSY ( FT12A - BS ,12V ,10AH )	1	
2	33652-16G00	PROTECTOR ,BATTERY	1	
3	33810-08J00	WIRE , STARTER MOTOR LEAD	1	
4	33624-18H10	-CAP	1	
5	33860-08J00	WIRE ,BATTERY MINUS LEAD	1	
6	33820-08J10	WIRE ,BATTERY PLUS LEAD	1	
7	33624-16G00	-CAP , BATTERY PLUS	1	

**3**



FIG.30

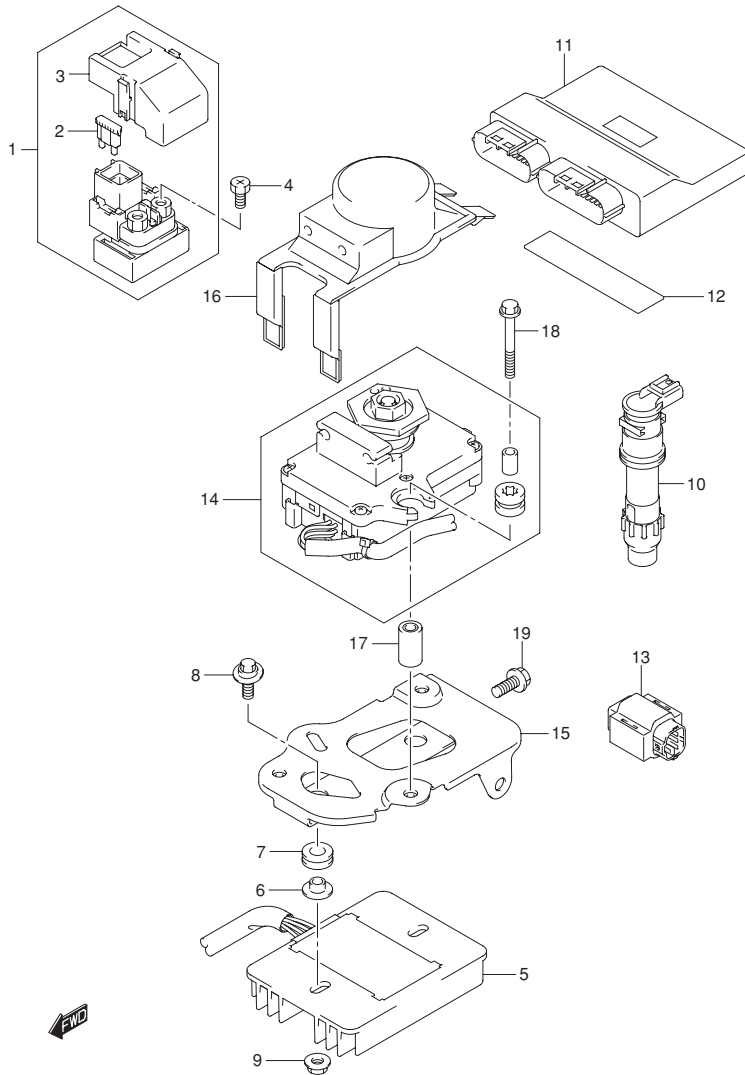


FIG.30 (1-D-8) ELECTRICAL(GSR750L2 E21)

REF NO.	PART NO.	DESCRIPTION	Q'TY	REMARKS
1	31800-06G00	RELAY ASSY ,STARTING MOTOR	1	
2	09481-30101	·FUSE ( 30A )	2	
3	31861-47E00	·COVER	1	
4	09128-06013	SCREW ( 6X8 )	2	
5	32800-47H00	RECTIFIER ASSY	1	
6	09180-06325	SPACER ( 6.2X8.4X6.9 )	2	
7	09320-08066	CUSHION	2	
8	09116-06182	BOLT ( 6X20 )	2	
9	08316-1006A	NUT	2	
10	33410-47H00	COIL ASSY ,IGNITION	4	
11	32920-08J01	CONTROL UNIT ,FI	1	
12	33652-38A10	CUSHION ,FI CONTROL UNIT	3	
13	33960-27G00	SENSOR ASSY ,FUEL CUT	1	
14	33970-47H01	ACTUATOR ,EXHAUST CONTROL	1	
15	33971-08J00	HOLDER ,ACTUATOR	1	
16	33973-48G01	COVER ,ACTUATOR	1	
17	09180-06345	SPACER ( 6.2X14.5X26 )	2	
18	01550-0650A	BOLT	2	
19	02162-0616A	BOLT	3	

FIG.31

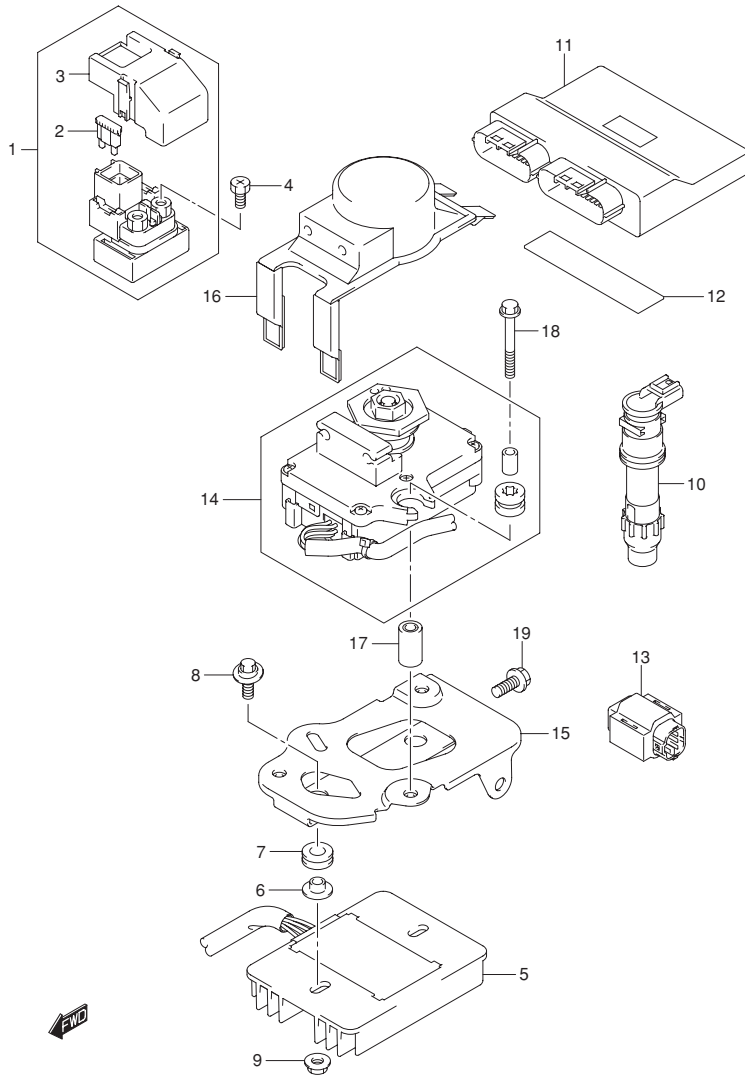


FIG.31 (1-D-9) ELECTRICAL(GSR750AL2 E21)

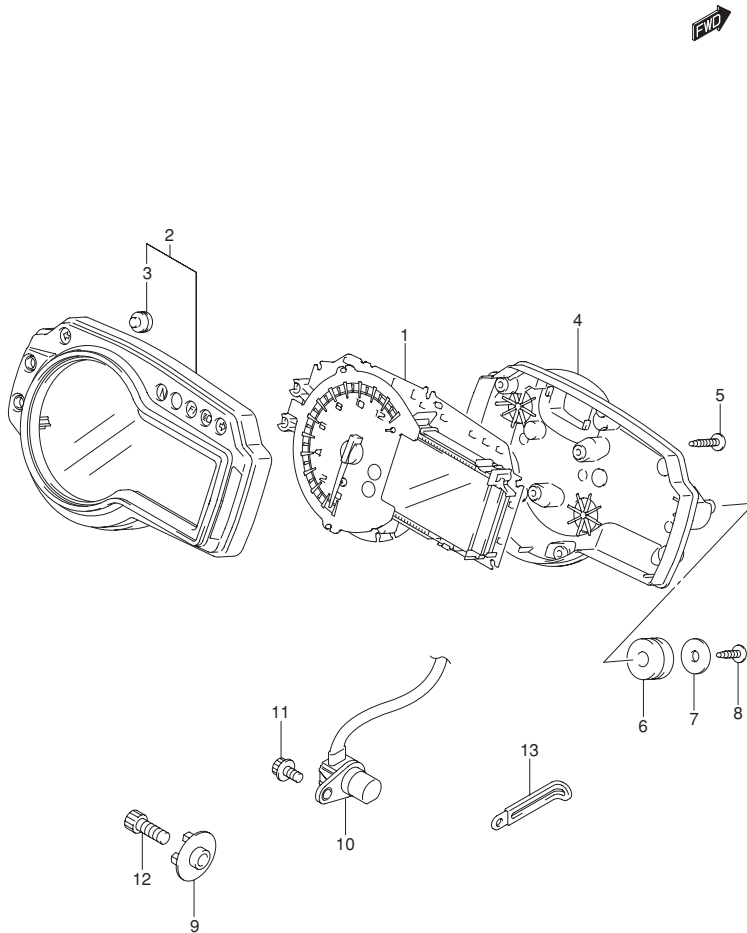
REF NO.	PART NO.	DESCRIPTION	Q'TY	REMARKS
1	31800-06G00	RELAY ASSY , STARTING MOTOR	1	
2	09481-30101	·FUSE ( 30A )	2	
3	31861-47E00	·COVER	1	
4	09128-06013	SCREW ( 6X8 )	2	
5	32800-47H30	RECTIFIER ASSY	1	
6	09180-06325	SPACER ( 6.2X8.4X6.9 )	2	
7	09320-08066	CUSHION	2	
8	09116-06182	BOLT ( 6X20 )	2	
9	08316-1006A	NUT	2	
10	33410-47H00	COIL ASSY , IGNITION	4	
11	32920-08J01	CONTROL UNIT , FI	1	
12	33652-38A10	CUSHION , FI CONTROL UNIT	3	
13	33960-27G00	SENSOR ASSY , FUEL CUT	1	
14	33970-47H01	ACTUATOR , EXHAUST CONTROL	1	
15	33971-08J00	HOLDER , ACTUATOR	1	
16	33973-48G01	COVER , ACTUATOR	1	
17	09180-06345	SPACER ( 6.2X14.5X26 )	2	
18	01550-0650A	BOLT	2	
19	02162-0616A	BOLT	3	



FIG.33

FIG.33 ( 1-D-11 ) SPEEDOMETER (GSR750AL2 E21)

3



REF NO.	PART NO.	DESCRIPTION	Q'TY	REMARKS
1	34120-08J10	SPEEDOMETER	1	
2	34150-08J10	UPPER CASE ASSY	1	
3	34124-39G00	·RUBBER , SWITCH	2	
4	34111-08J00	LOWER CASE ASSY	1	
5	09132-03008	SCREW (3X16)	8	
6	34189-08J00	CUSHION , SPEEDOMETER	3	
7	09160-04026	WASHER (4.5X16X1.2)	1	
8	03541-0416A	SCREW	1	
9	34981-38G01	ROTOR , SPEED	1	
10	34990-35F00	SENSOR , SPEED	1	
11	07120-0512B	BOLT	1	
12	07130-0825B	BOLT	1	
13	09404-06429	CLAMP ( L:45 )	1	

FIG.34

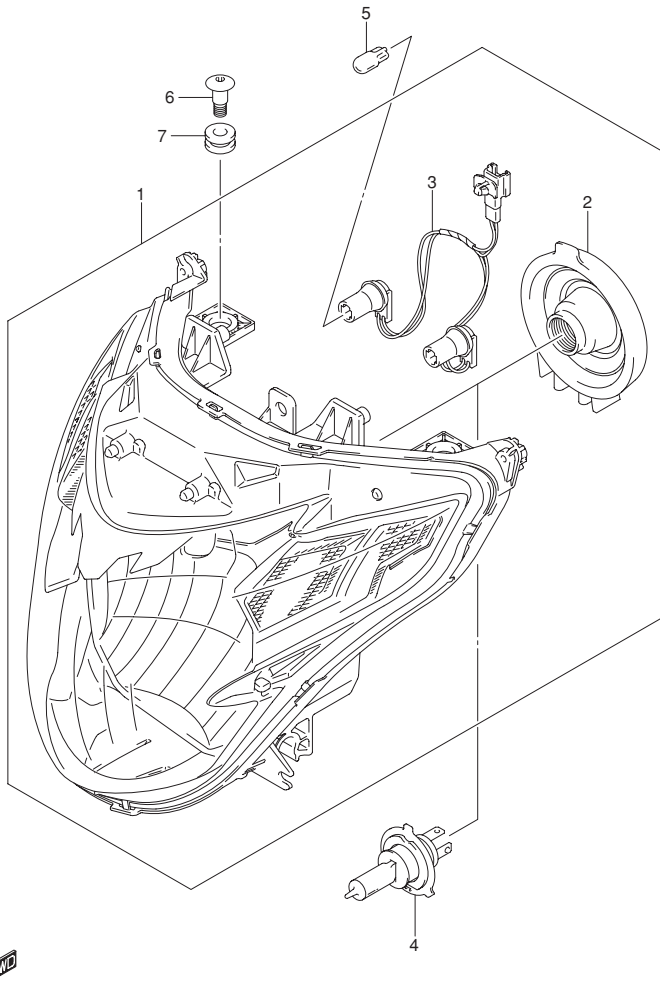
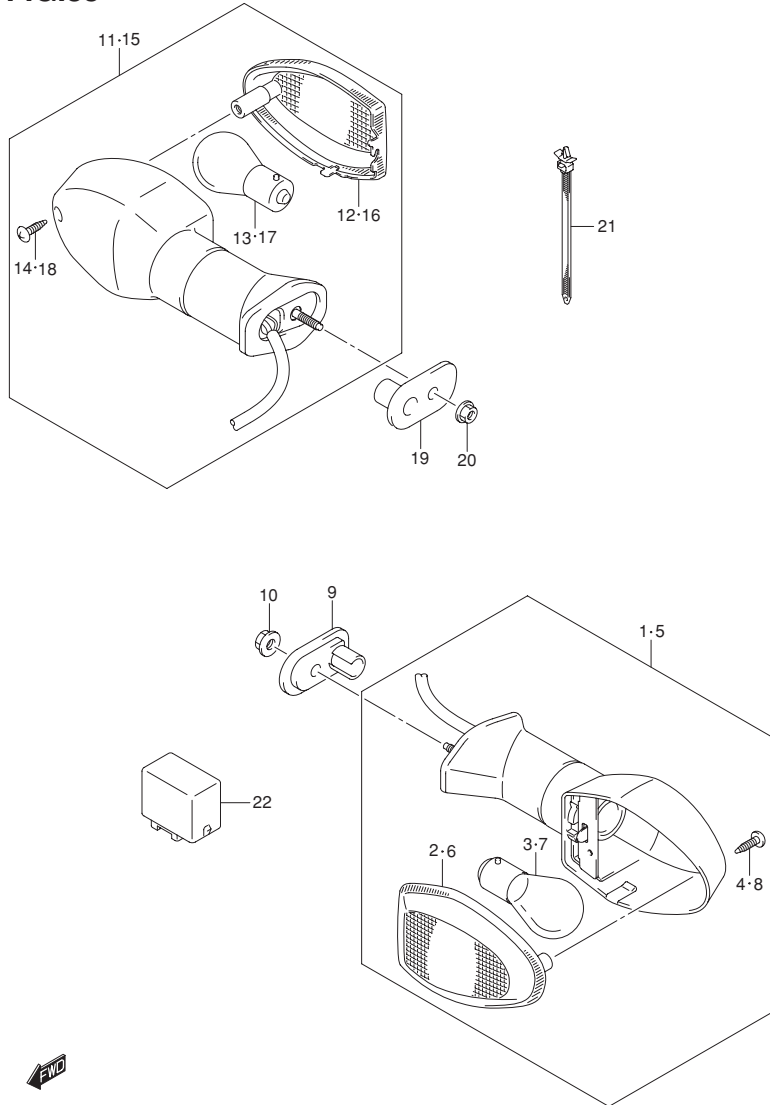


FIG.34 (1-D-12) HEADLAMP

REF NO.	PART NO.	DESCRIPTION	Q'TY	REMARKS
1	35100-08J00-999	HEADLAMP ASSY	1	
2	35125-77A00	-COVER , SOCKET	1	
3	36118-08J00	-CORD ASSY	1	
4	09471-12185	BULB( 12V ,60/55W )	1	
5	09471-12216	BULB( 12V5W )	2	
6	09139-06126	SCREW( 6X20 )	2	
7	09320-09501	CUSHION	2	

**FIG.35**



**FIG.35 (1-D-13) TURNSIGNAL LAMP**

REF NO.	PART NO.	DESCRIPTION	Q'TY	REMARKS
1	35601-08J00	LAMP ASSY ,FR TURNSIGNAL RH	1	
2	35612-08J00	·LENS , TURNSIGNAL LAMP RH	1	
3	09471-12045	·BULB( 12V 21W )	1	
4	03211-0414B	·SCREW	1	
5	35602-08J00	LAMP ASSY ,FR TURNSIGNAL LH	1	
6	35632-08J00	·LENS , TURNSIGNAL LAMP LH	1	
7	09471-12045	·BULB( 12V 21W )	1	
8	03211-0414B	·SCREW	1	
9	35629-31F40	PLATE ,FR TURNSIGNAL	2	
10	08316-1005A	NUT	2	
11	35603-08J00	LAMP ASSY ,RR TURNSIGNAL RH	1	
12	35632-08J00	·LENS	1	
13	09471-12045	·BULB( 12V 21W )	1	
14	03211-0414B	·SCREW	1	
15	35604-08J00	LAMP ASSY ,RR TURNSIGNAL LH	1	
16	35612-08J00	·LENS	1	
17	09471-12045	·BULB( 12V 21W )	1	
18	03211-0414B	·SCREW	1	
19	35629-31F40	PLATE ,RR TURNSIGNAL	2	
20	08316-1005A	NUT	2	
21	09407-11402	CLAMP( L:90 )	1	
22	38610-03F00	RELAY ASSY , TURNSIGNAL LAMP	1	



FIG.36

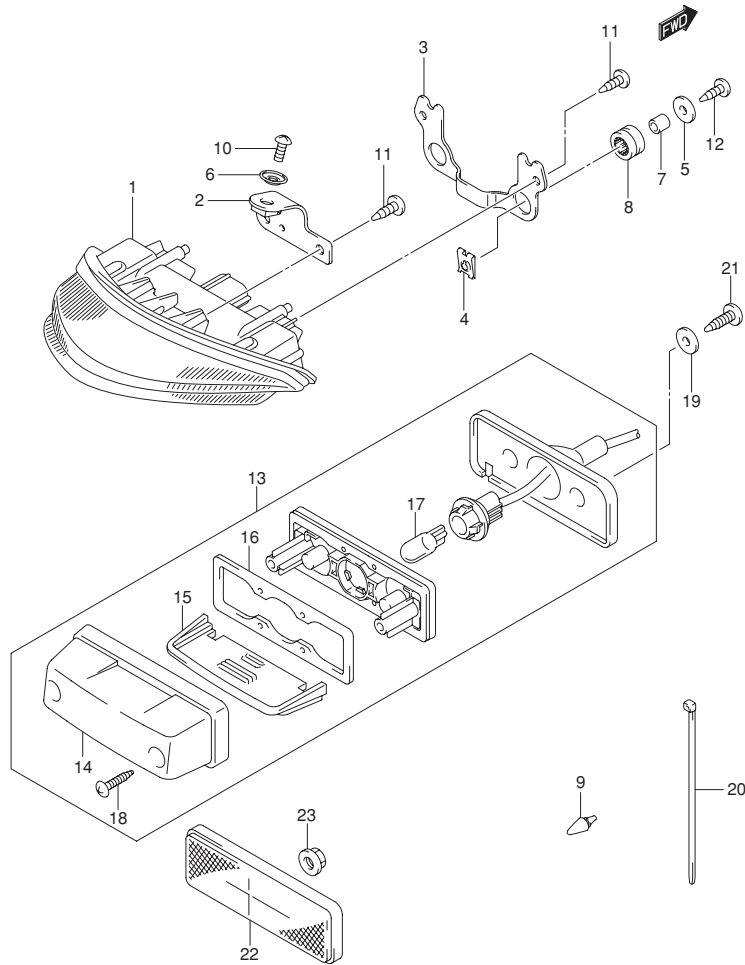


FIG.36 ( 1-D-14 ) REAR COMBINATION LAMP

REF NO.	PART NO.	DESCRIPTION	Q'TY	REMARKS
1	35710-21H00	LAMP ASSY ,REAR COMBINATION	1	
2	35726-08J00	BRACKET ,REAR COMBINATION LAMP	1	
3	35726-08J10	BRACKET ,REAR COMBINATION LAMP	1	
4	09148-05047	NUT	2	
5	09160-05501	WASHER ( 5.5X20X1.2 )	2	
6	09169-06071	WASHER	1	
7	09180-06285	SPACER ( 6.5X10X9 )	2	
8	09320-09009	CUSHION	2	
9	09321-06028	CUSHION	1	
10	02142-0612A	BOLT	1	
11	03541-0516A	SCREW	4	
12	03541-0520A	SCREW	2	
13	35910-16G10	LAMP ASSY ,LICENSE	1	
14	35917-16G00	·COVER	1	
15	35912-16G00	·LENS	1	
16	35913-16G00	·GASKET	1	
17	09471-12216	·BULB ( 12V5W )	1	
18	03211-0416A	·SCREW	2	
19	09160-05501	WASHER ( 5.5X20X1.2 )	2	
20	09407-14407	CLAMP ( L:145 )	1	
21	03541-0516A	SCREW	2	
22	35970-07F01	REFLECTOR ASSY ,REAR SIDE	1	
23	08316-1005A	NUT	1	

FIG.37

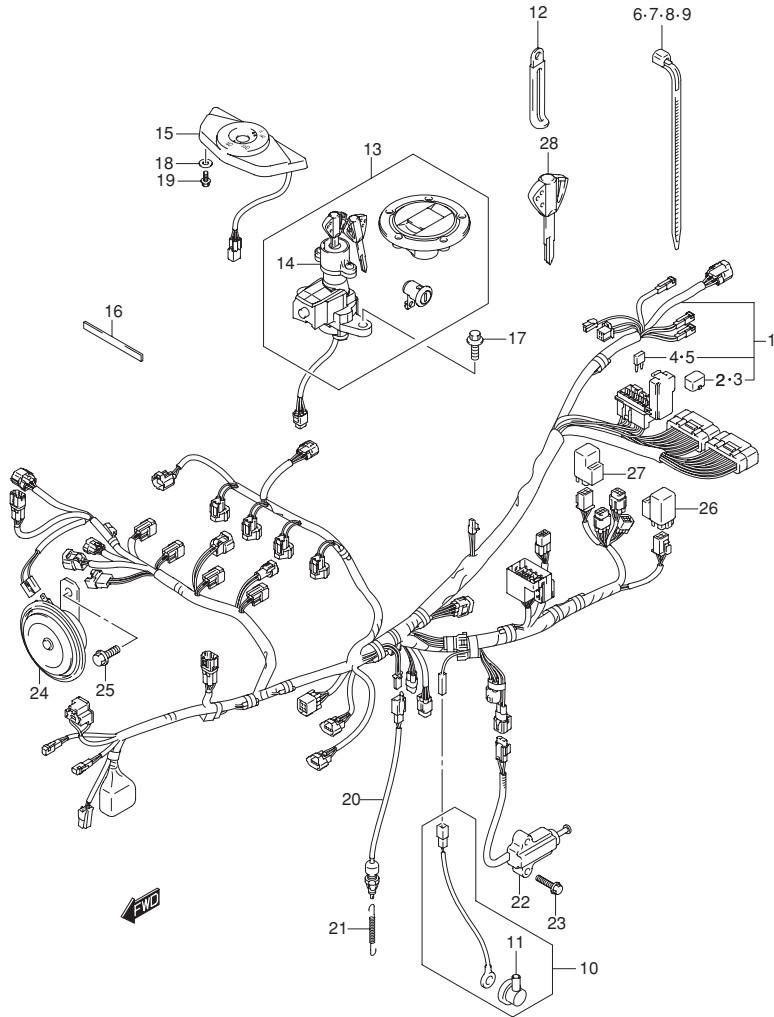


FIG.37 ( 1-D-15 ) WIRING HARNESS(GSR750L2 E21 )

REF NO.	PART NO.	DESCRIPTION	Q'TY	REMARKS
1	36610-08J10	HARNESS , WIRING	1	
2	36654-06J00	·CAP , TS	1	
3	36654-06J10	·CAP , CO ADJ	1	
4	09481-10501	·FUSE ( 10A )	5	
5	09481-15501	·FUSE ( 15A )	1	
6	09407-14407	CLAMP ( L:145 )	3	
7	09407-14403	CLAMP ( L:125 )	1	
8	09407-18402	CLAMP ( L:165 )	1	
9	09407-19401	CLAMP ( L:190 )	2	
10	36851-44G00	WIRE , OIL PRESSURE SWITCH LEAD	1	
11	36618-43410	·CAP , OIL PRESSURE SWITCH	1	
12	09404-06429	CLAMP ( L:45 )	2	
13	37000-44850	LOCK SET	1	
14	37100-44G00	·LOCK ASSY , STEERING	1	
15	37180-44G01	ANTENNA ASSY , IMMOBILIZER	1	
16	37187-44G00	PROTECTOR , IGNITION SW	1	
17	09119-08100	BOLT ( 8X20 )	2	
18	09160-05037	WASHER ( 5.5X16X1.2 )	2	
19	01550-0510A	BOLT	2	
20	37740-45D00	SWITCH ASSY , STOP LAMP	1	
21	09443-06012	SPRING	1	
22	37840-35F00	SWITCH ASSY , SIDE STAND	1	
23	01550-0620A	BOLT	2	
24	38500-16G01	HORN ASSY	1	
25	01550-0812A	BOLT	1	
26	38740-24X50	RELAY ASSY , FUEL PUMP	1	
27	38740-24X50	RELAY ASSY , FAN MOTOR	1	
28	37146-41G00	KEY ,BLANK	1	OPT



FIG.38

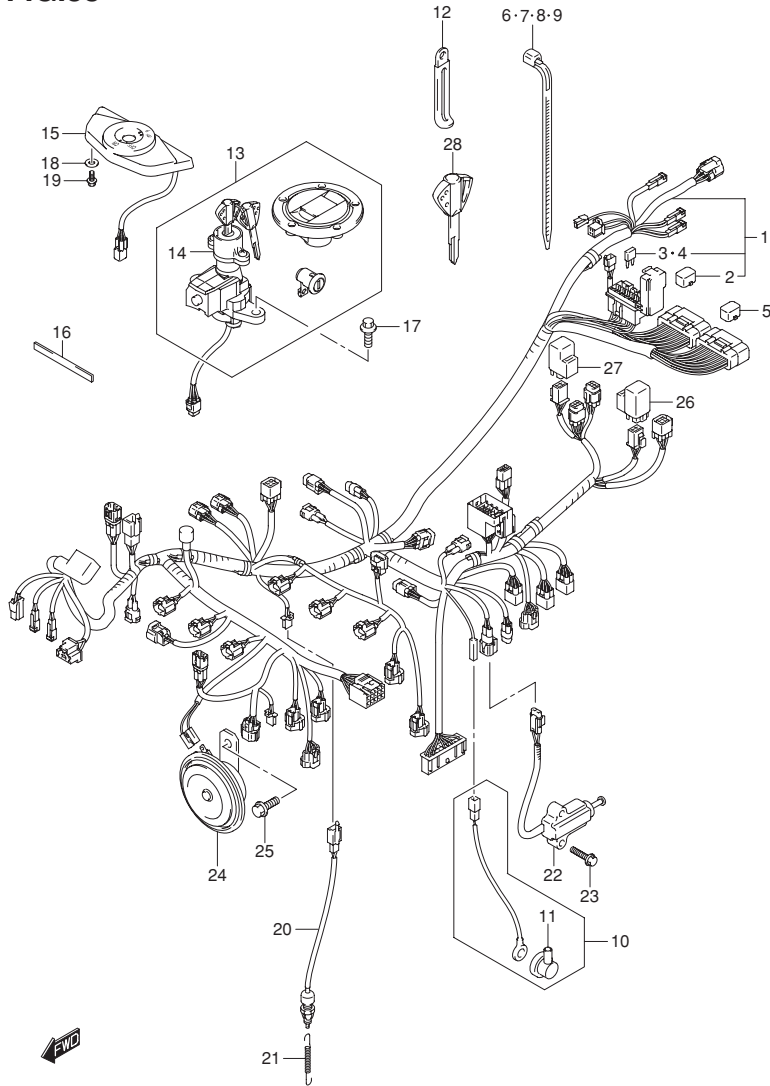
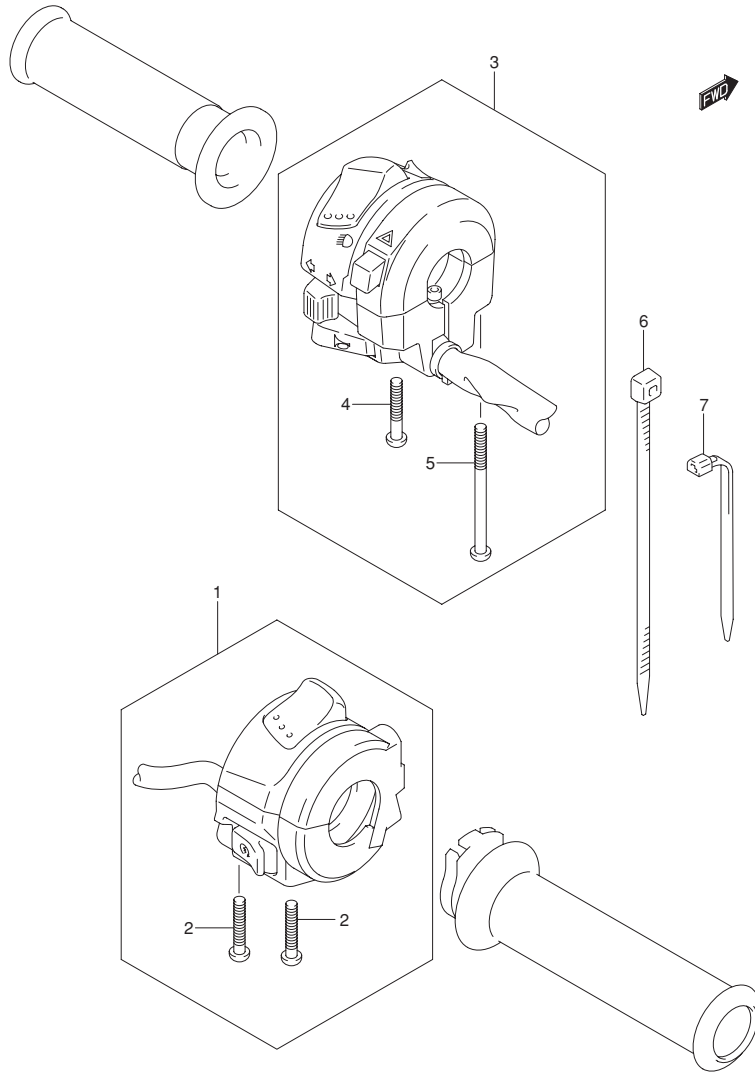


FIG.38 (1-E-2) WIRING HARNESS(GSR750AL2 E21)

REF NO.	PART NO.	DESCRIPTION	Q'TY	REMARKS
1	36610-08JB0	HARNESS ,WIRING	1	
2	36654-06J10	·CAP ,CO ADJ	1	
3	09481-10501	·FUSE ( 10A )	5	
4	09481-15501	·FUSE ( 15A )	1	
5	36654-06J30	CAP , TS	1	
6	09407-14407	CLAMP ( L:145 )	3	
7	09407-14403	CLAMP ( L:125 )	1	
8	09407-18402	CLAMP ( L:165 )	1	
9	09407-19401	CLAMP ( L:190 )	2	
10	36851-44G00	WIRE , OIL PRESSURE SWITCH LEAD	1	
11	36618-43410	·CAP , OIL PRESSURE SWITCH	1	
12	09404-06429	CLAMP ( L:45 )	2	
13	37000-44850	LOCK SET	1	
14	37100-44G00	·LOCK ASSY ,STEERING	1	
15	37180-44G01	ANTENNA ASSY ,IMMOBILIZER	1	
16	37187-44G00	PROTECTOR ,IGNITION SW	1	
17	09119-08100	BOLT ( 8X20 )	2	
18	09160-05037	WASHER ( 5.5X16X1.2 )	2	
19	01550-0510A	BOLT	2	
20	37740-45D00	SWITCH ASSY ,STOP LAMP	1	
21	09443-06012	SPRING	1	
22	37840-35F00	SWITCH ASSY , SIDE STAND	1	
23	01550-0620A	BOLT	2	
24	38500-16G01	HORN ASSY	1	
25	01550-0812A	BOLT	1	
26	38740-24X50	RELAY ASSY , FUEL PUMP	1	
27	38740-24X50	RELAY ASSY ,FAN MOTOR	1	
28	37146-41G00	KEY ,BLANK	1	OPT

**FIG.39**



**FIG.39 (1-E-3) HANDLE SWITCH**

REF NO.	PART NO.	DESCRIPTION	Q'TY	REMARKS
1	37200-08J00	SWITCH ASSY ,HANDLE RH	1	
2	02112-0530B	·SCREW	2	
3	37400-44G11	SWITCH ASSY ,HANDLE LH	1	
4	02112-0525B	·SCREW	1	
5	02112-0545B	·SCREW	1	
6	09407-14407	CLAMP ( L:145 )	4	
7	09407-14403	CLAMP ( L:125 )	1	

FIG.40

FIG.40 (1-E-4) FRAME

REF NO.	PART NO.	DESCRIPTION	Q'TY	REMARKS
1	41100-08J10-YAP	FRAME( BLACK)	1	
2	43585-01H01	PLUG ,TANK RAIL	2	
3	43585-46H10	CAP ,FRAME PIVOT	2	
4	09161-12010	WASHER ( 12.6X24X2.2)	2	
5	41184-08J01	BUSH ,ENGINE MOUTING REAR	2	

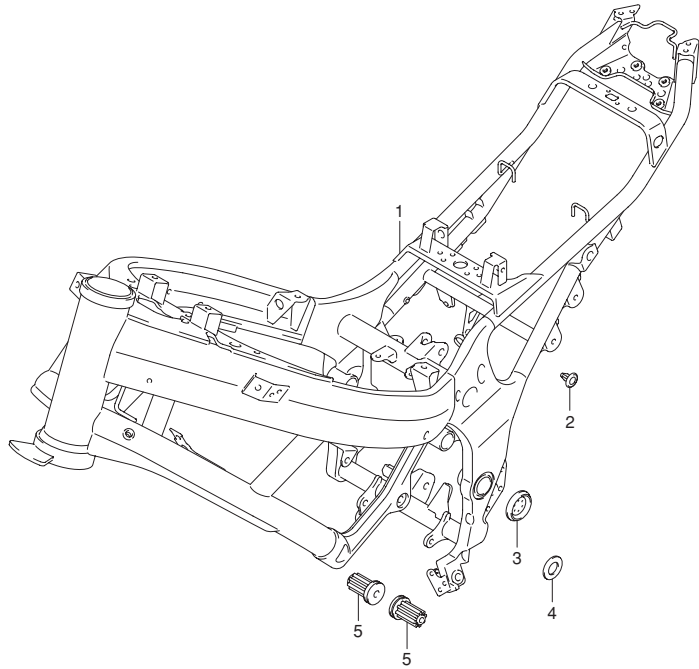


FIG.41

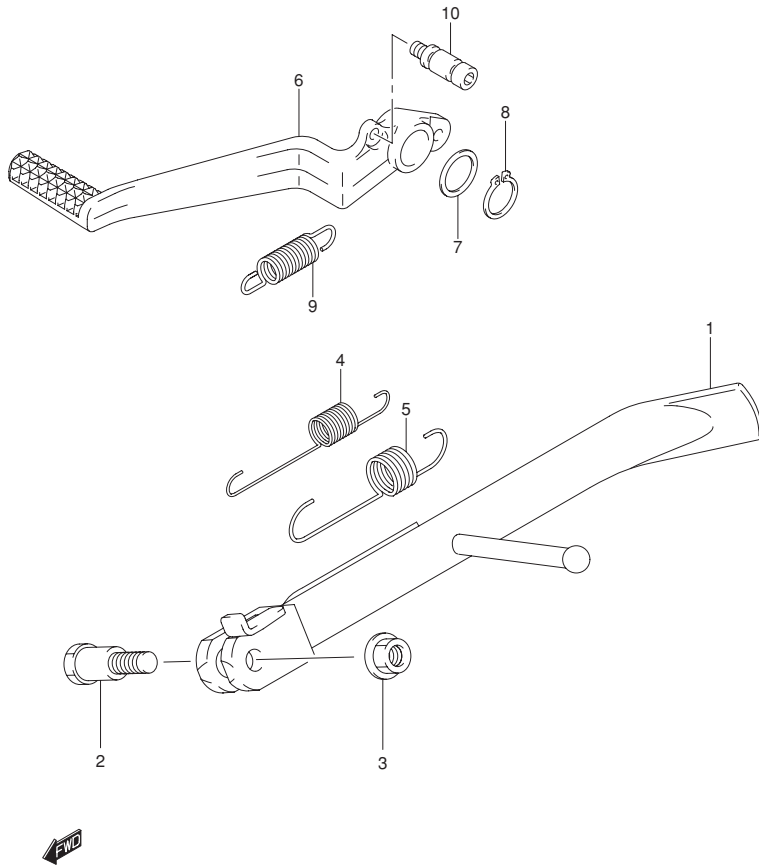


FIG.41 (1-E-5) STAND

REF NO.	PART NO.	DESCRIPTION	Q'TY	REMARKS
1	42310-08J00	STAND ,PROP	1	
2	09111-10059	BOLT( 10X21 )	1	
3	08319-3110A	NUT	1	
4	09443-14058	SPRING	1	INNER
5	09443-19011	SPRING	1	OUTER
6	43111-08J00	PEDAL ,BRAKE	1	
7	09160-18022	WASHER( 18X24X1 )	1	
8	08331-3118A	CLIP	1	
9	09443-13032	SPRING	1	
10	43561-24F00	HOOK ,RETURN SPRING	1	

FIG.42

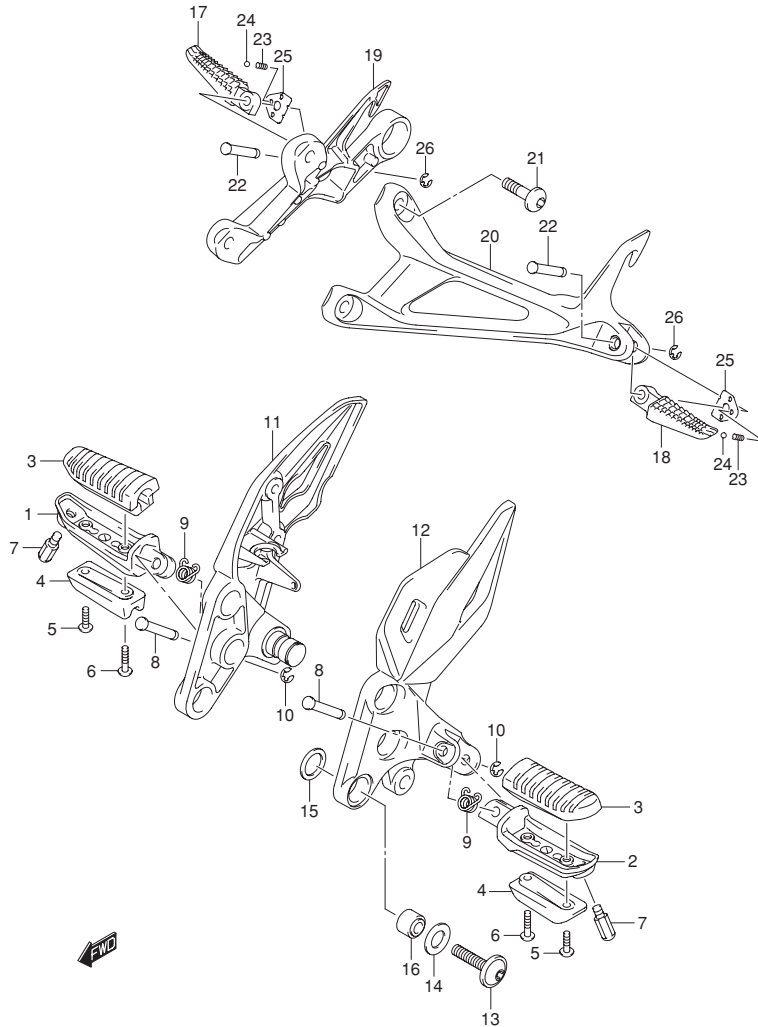


FIG.42 (1-E-6) FOOTREST

REF NO.	PART NO.	DESCRIPTION	Q'TY	REMARKS
1	43511-44G10	BAR ,FRONT FOOTREST RH	1	
2	43521-44G10	BAR ,FRONT FOOTREST LH	1	
3	43550-44G20	RUBBER ,FOOTREST BAR	2	
4	43536-44G00	BALANCER ,FR FOOTREST LOWER	2	
5	02142-0525A	SCREW	2	
6	02142-0530A	SCREW	2	
7	43576-48B02	BOLT ,BANK SENSOR	2	
8	09208-08019	PIN	2	
9	09448-14046	SPRING	2	
10	08332-1106A	E RING	2	
11	43510-08J00	BRACKET ,FR FOOTREST RH	1	
12	43521-08J00	BRACKET ,FR FOOTREST LH	1	
13	09106-08147	BOLT ( 8X30 )	6	
14	09161-13004	WASHER ( 13.7X24X2 )	6	
15	09161-17002	WASHER ( 17.2X24X2.2 )	6	
16	09319-08045	BUSH ( 8.4X20X16 )	6	
17	43611-37H00	BAR ,PILLION FOOTREST ,RH	1	
18	43621-37H00	BAR ,PILLION FOOTREST ,LH	1	
19	43811-08J00-YAP	BRACKET ,PILLION FOOTREST RH ( BLACK )	1	
20	43821-08J00-YAP	BRACKET ,PILLION FOOTREST LH ( BLACK )	1	
21	09106-08186	BOLT ( 8X23 )	4	
22	09208-08020	PIN	2	
23	09440-05003	SPRING	2	
24	06111-07004	BALL	2	
25	43816-01H20	PLATE ,PILLION FOOTREST RH	2	
26	08332-1106A	E RING	2	

FIG.43

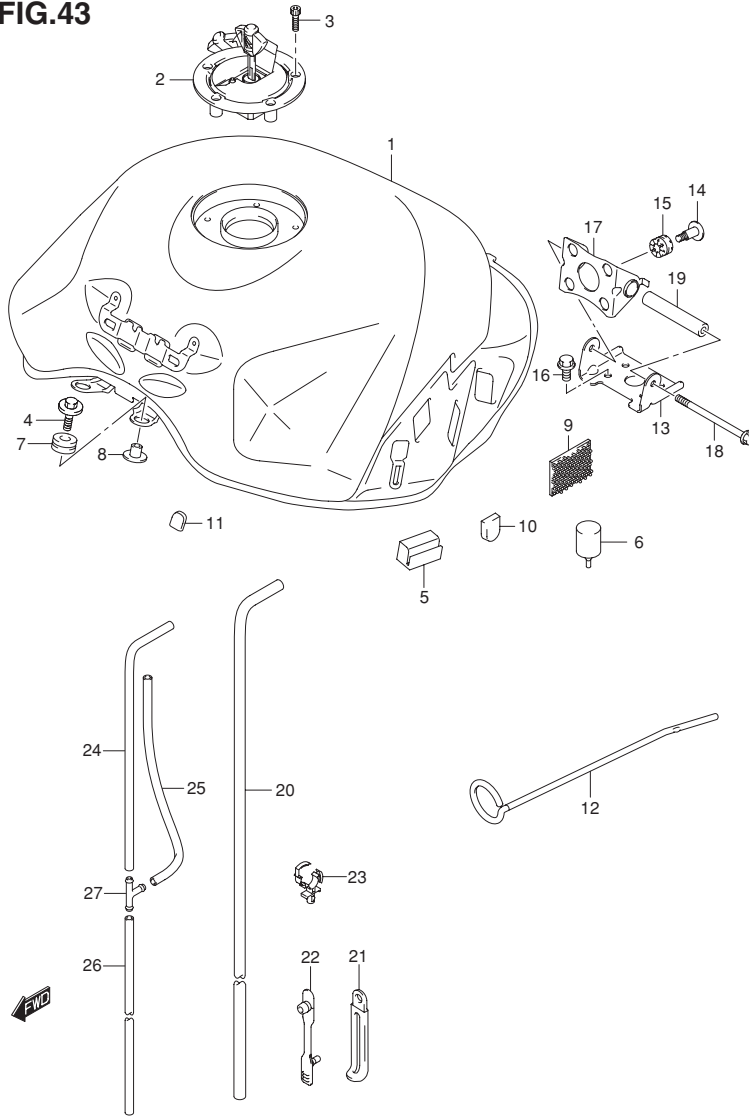


FIG.43 (1-E-7) FUEL TANK

REF NO.	PART NO.	DESCRIPTION	Q'TY	REMARKS
1-1	44100-08J11-YVB	TANK ASSY ,FUEL( BLACK )	1	FOR YVB
1-2	44100-08J11-YSF	TANK ASSY ,FUEL( BLUE )	1	FOR KEL
1-3	44100-08J11-YWW	TANK ASSY ,FUEL( WHITE )	1	FOR YWW
2	44200-16850	CAP SET ,FUEL TANK	1	
3	09106-05017	BOLT ( 5X20 )	3	
4	01560-0625A	BOLT	2	
5	44541-08J00	CUSHION ,SIDE	2	
6	44542-41G00	CUSHION ,REAR	2	
7	44511-16G00	CUSHION ,FRONT	2	
8	44512-16G00	SPACER ,FRONT	2	
9	44572-13G00	FASTENER	4	
10	44542-08J00	CUSHION ,COVER SIDE	2	
11	44543-08J00	CUSHION ,COVER CENTER	2	
12	44574-16G00	STAY	1	
13	44550-08J00	BRACKET ,FUEL TANK REAR NO.2	1	
14	09139-06191	SCREW ( 6X22 )	4	
15	09320-08071	CUSHION	4	
16	01550-0612A	BOLT	4	
17	44530-41G00	BRACKET ,FUEL TANK REAR	1	
18	07120-0695A	BOLT	1	
19	44561-18G00	SPACER ,FUEL TANK REAR	1	
20	44423-08J01	HOSE ,FUEL TANK DRAIN	1	
21	09404-06433	CLAMP ( L:80 )	1	
22	09407-05406	CLAMP ( L:118 )	1	
23	09403-18307	CLAMP	2	
24	44424-08J01	HOSE ,BREATHER NO.1	1	
25	44424-15H10	HOSE ,BREATHER NO.3	1	
26	09352-50823-600	HOSE ( 5X8.2X600 )	1	L:600 260
27	09367-06007	3 WAY	1	

COLOR : KEL=YFF ( BLUE ) , YVB ( BLACK )

FIG.44

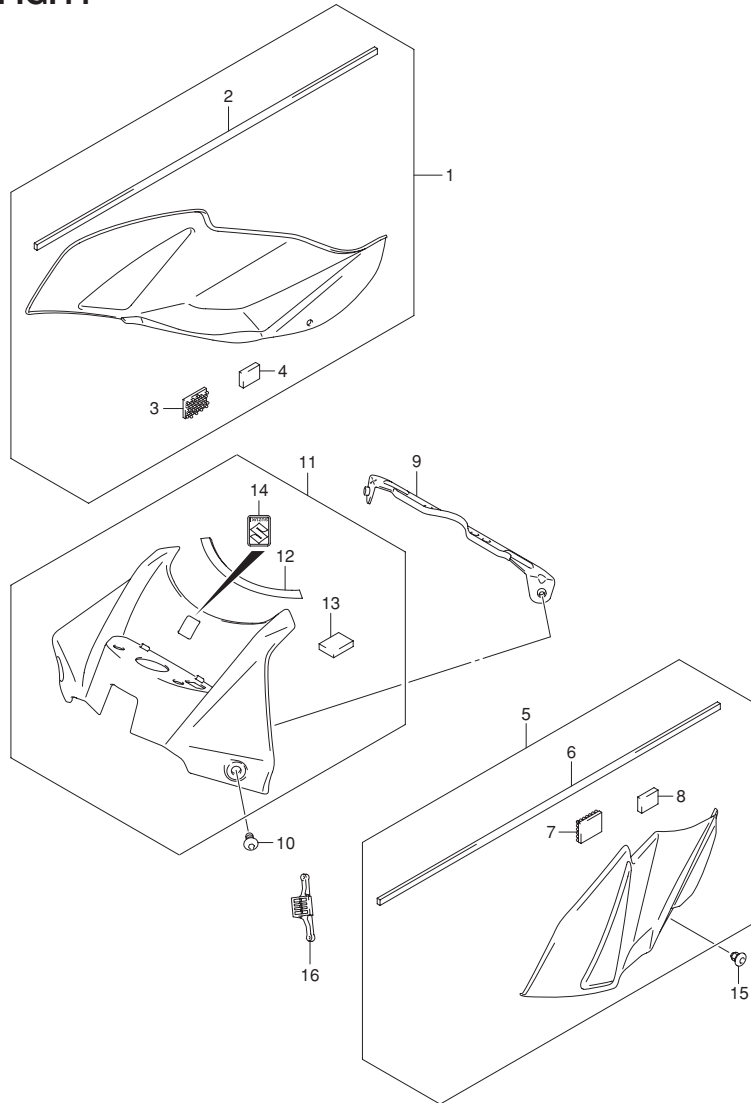


FIG.44 (1-E-8) FUEL TANK SIDE COVER

REF NO.	PART NO.	DESCRIPTION	Q'TY	REMARKS
1	44250-08J00-291	COVER , FUEL TANK SIDE RH (BLACK)	1	
2	44252-08J00	·CUSHION , FUEL TANK COVER SIDE	1	
3	44572-02F01	·FASTENER , COVER	2	
4	47163-10FA0	·CUSHION , TANK COVER SIDE NO.2	2	
5	44260-08J00-291	COVER , FUEL TANK SIDE LH (BLACK)	1	
6	44252-08J00	·CUSHION , FUEL TANK COVER SIDE	1	
7	44572-02F01	·FASTENER , COVER	2	
8	47163-10FA0	·CUSHION , TANK COVER SIDE NO.2	2	
9	44160-08J00	BRACKET , TANK COVER CENTER	1	
10	09139-06172	SCREW(6X10)	2	
11	44290-08J00-YKV	COVER , FUEL TANK CENTER (BLACK)	1	
12	44292-08J00	·CUSHION , FUEL TANK COVER CENTER	1	
13	47163-10FA0	·CUSHION , TANK COVER CTR NO.2	2	
14	68281-35F00	·EMBLEM "S"	1	
15	09409-06314-5PK	CLIP (BLACK)	2	
16	44293-08J00	CUSHION , FUEL TANK COVER	2	

FIG.45

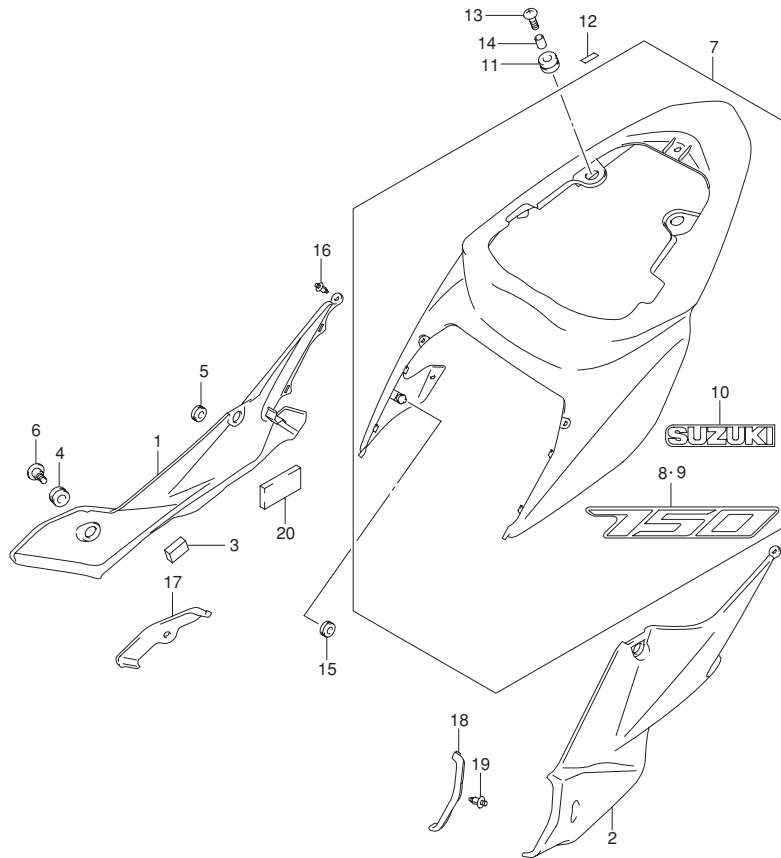


FIG.45 (1-E-9) FRAME COVER

REF NO.	PART NO.	DESCRIPTION	Q'TY	REMARKS
1	47511-08J00-291	COVER ,FRAME RH( BLACK )	1	
2	47611-08J00-291	COVER ,FRAME LH( BLACK )	1	
3	94422-06G00	CUSHION	2	
4	09320-09016	CUSHION	2	
5	47113-37H00	CUSHION	2	
6	47118-08J00	SCREW ,FRAME COVER FRONT	2	
7-1	47310-08J00-YVB	COVER ,FRAME CENTER( BLACK )	1	FOR YVB ,KEL
7-2	47310-08J00-YWW	COVER ,FRAME CENTER( WHITE )	1	FOR YWW
8-1	68161-08J00-JSV	·EMBLEM "750" RH( GOLD/BLACK )	1	FOR YVB ,KEL
8-2	68161-08J00-JSW	·EMBLEM "750" RH( BLUE/WHITE )	1	FOR YWW
9-1	68171-08J00-JSV	·EMBLEM "750" LH( GOLD/BLACK )	1	FOR YVB ,KEL
9-2	68171-08J00-JSW	·EMBLEM "750" LH( BLUE/WHITE )	1	FOR YWW
10-1	68171-28H00-YD8	·EMBLEM "SUZUKI"( SILVER )	1	FOR YVB ,KEL
10-2	68171-28H00-YU8	·EMBLEM "SUZUKI"( GRAY )	1	FOR YWW
11	47312-37H00	CUSHION	2	
12	94443-06G00	TAPE	4	
13	09136-06105	SCREW ( 6X20 )	2	
14	09180-06283	SPACER ( 6.5X10X7 )	2	
15	09320-08018	CUSHION	2	
16	09409-06314-5PK	CLIP( BLACK )	4	
17	47711-08J00	COVER ,FRAME TOP RH	1	
18	47811-08J00	COVER ,FRAME TOP LH	1	
19	09409-07333	CLIP	2	
20	33652-21G10	CUSHION ,TANK COVER SIDE NO.3	2	

COLOR : KEL=YFF ( BLUE ) , YVB ( BLACK )





FIG.46

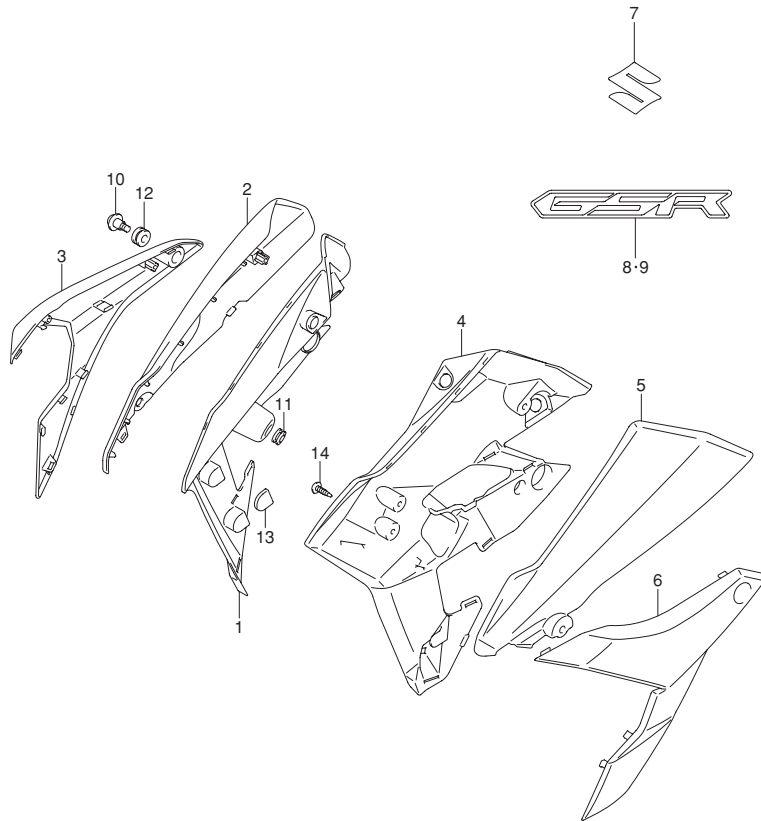


FIG.46 (1-E-10) FRAME BODY COVER

REF NO.	PART NO.	DESCRIPTION	Q'TY	REMARKS
1	47531-08J00	COVER ,FRAME BODY INNER RH	1	
2-1	47532-08J00-YVB	COVER ,BODY RH( BLACK)	1	FOR YVB
2-2	47532-08J00-YSF	COVER ,BODY RH( BLUE)	1	FOR KEL
2-3	47532-08J00-YWW	COVER ,BODY RH( WHITE)	1	FOR YWW
3-1	47533-08J00-YLF	COVER ,FRAME BODY LOWER RH (GRAY)	1	FOR YVB
3-2	47533-08J00-YUS	COVER ,FRAME BODY LOWER RH (SILVER)	1	FOR YWW ,KEL
4	47541-08J00	COVER ,FRAME BODY INNER LH	1	
5-1	47542-08J00-YVB	COVER ,BODY LH( BLACK)	1	FOR YVB
5-2	47542-08J00-YSF	COVER ,BODY LH( BLUE)	1	FOR KEL
5-3	47542-08J00-YWW	COVER ,BODY LH( WHITE)	1	FOR YWW
6-1	47543-08J00-YLF	COVER ,FRAME BODY LOWER LH (GRAY)	1	FOR YVB
6-2	47543-08J00-YUS	COVER ,FRAME BODY LOWER LH (SILVER)	1	FOR YWW ,KEL
7	68111-18G20	EMBLEM "S"	2	
8-1	68661-08J00-JSS	EMBLEM "GSR" RH	1	FOR YVB
8-2	68661-08J00-AA8	EMBLEM "GSR" RH	1	FOR KEL
8-3	68661-08J00-JST	EMBLEM "GSR" RH (BLUE/WHITE)	1	FOR YWW
9-1	68671-08J00-JSS	EMBLEM "GSR" LH	1	FOR YVB
9-2	68671-08J00-AA8	EMBLEM "GSR" LH	1	FOR KEL
9-3	68671-08J00-JST	EMBLEM "GSR" LH (BLUE/WHITE)	1	FOR YWW
10	09139-06190	BOLT ( 6X20 )	4	
11	09320-08028	CUSHION	2	
12	09320-09016	CUSHION	6	
13	09329-18001	CUSHION	4	
14	03541-0516A	SCREW	6	

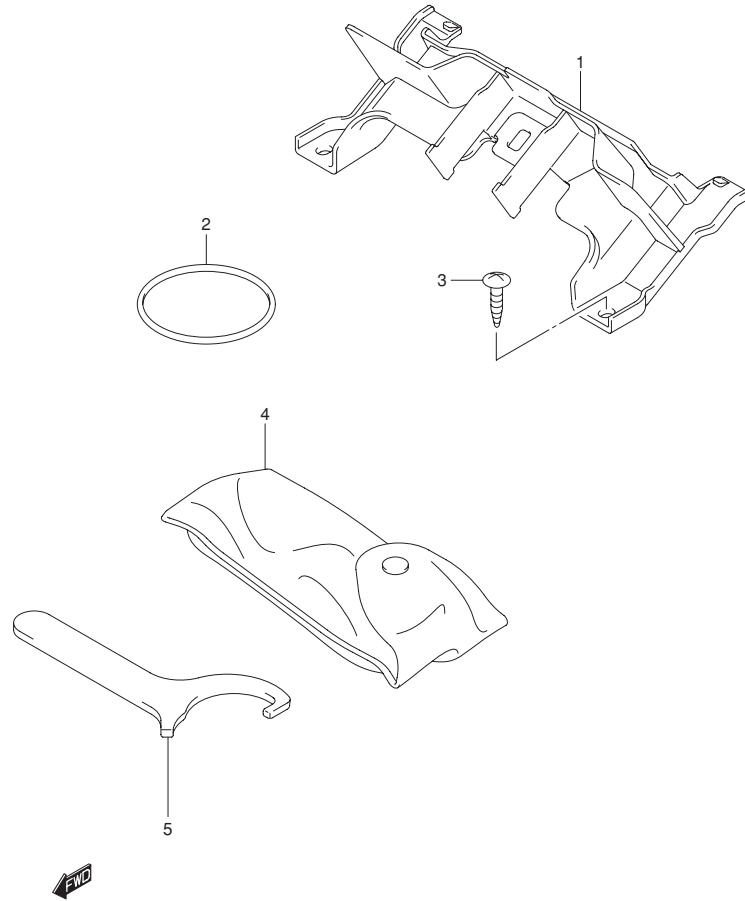
COLOR : KEL=YFF ( BLUE ) , YVB ( BLACK )



FIG.47

FIG.47 (1-E-11) HOLDER

REF NO.	PART NO.	DESCRIPTION	Q'TY	REMARKS
1	47431-08J00	HOLDER ,ELECTRIC PARTS	1	
2	09280-63003	O RING( D:3.5 ,ID:62.6)	1	
3	03541-0516A	SCREW	2	
4	09800-21056	TOOL ASSY	1	
5	09822-00003	CLAMP , WRENCH	1	



4

FIG.48

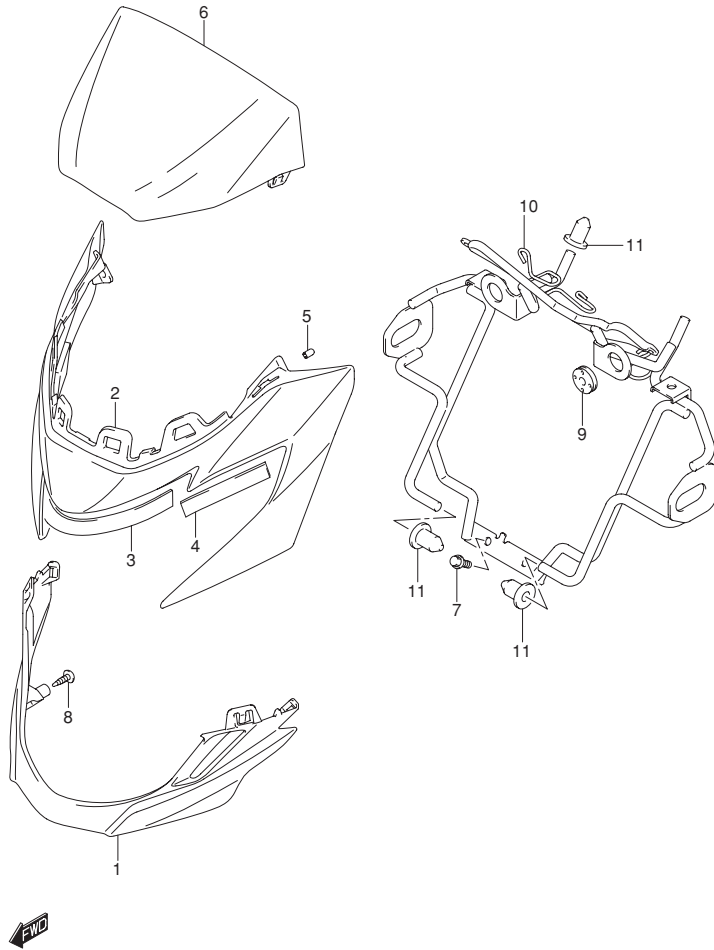


FIG.48 (1-E-12) HEADLAMP HOUSING

REF NO.	PART NO.	DESCRIPTION	Q'TY	REMARKS
1-1	51831-08J00-YLF	COVER ,HEADLAMP LOWER (GRAY)	1	FOR YVB
1-2	51831-08J00-YUS	COVER ,HEADLAMP LOWER (SILVER)	1	FOR YWW ,KEL
2-1	51821-08J00-YSF	COVER ,HEADLAMP UPPER (BLUE)	1	FOR KEL
2-2	51821-08J00-YWW	COVER ,HEADLAMP UPPER (WHITE)	1	FOR YWW
2-3	51821-08J00-YVB	COVER ,HEADLAMP UPPER (BLACK)	1	FOR YVB
3	51822-08J00	CUSHION ,COVER UPPER	1	
4	51823-08J00	CUSHION ,COVER	2	
5	44294-43H00	CUSHION ,HEADLAMP COVER	4	
6	51811-08J00	COVER ,METER	1	
7	01547-0612B	BOLT	2	
8	03541-0516B	SCREW	4	
9	09320-08028	CUSHION	2	
10	51850-08J00	BRACE ,HEADLAMP HOUSING	1	
11	51831-21D00	CUSHION ,BRACE	4	

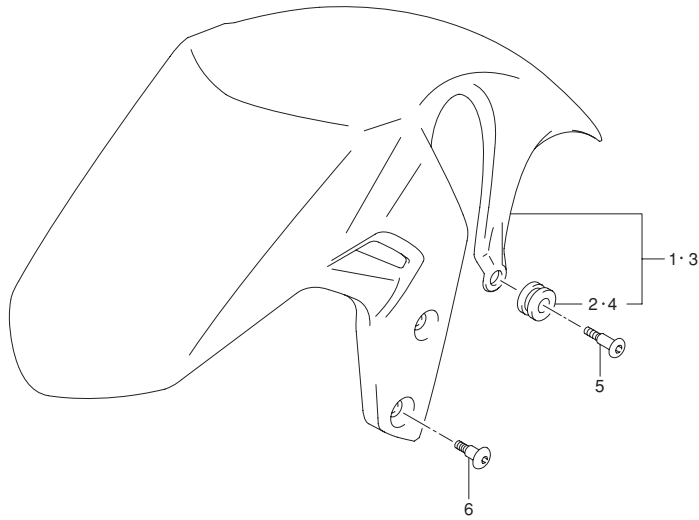
COLOR : KEL=YFF (BLUE) , YVB (BLACK)

**FIG.49**

**FIG.49 (1-E-13) FRONT FENDER(GSR750L2 E21)**

REF NO.	PART NO.	DESCRIPTION	Q'TY	REMARKS
1	53100-08J20-YGS	FENDER ,FRONT (BLACK )	1	FOR YVB KEL
2	09320-09016	·CUSHION	2	
3	53100-08J00-YWW	FENDER ,FRONT (WHITE )	1	FOR YWW
4	09320-09016	·CUSHION	2	
5	09139-06146	SCREW (6X16)	2	
6	09139-06131	SCREW (6X16)	4	

COLOR : KEL=YFF ( BLUE ) , YVB ( BLACK )



**FIG.50**

**FIG.50 (1-E-14) FRONT FENDER(GSR750AL2 E21)**

REF NO.	PART NO.	DESCRIPTION	Q'TY	REMARKS
1	53100-08J30-YGS	FENDER ,FRONT (BLACK)	1	FOR YVB KEL
2	09320-09016	·CUSHION	2	
3	53100-08J10-YWW	FENDER ,FRONT (WHITE)	1	FOR YWW
4	09320-09016	·CUSHION	2	
5	09139-06146	SCREW (6X16)	2	
6	09139-06131	SCREW (6X16)	4	

COLOR : KEL=YFF ( BLUE ) , YVB ( BLACK )

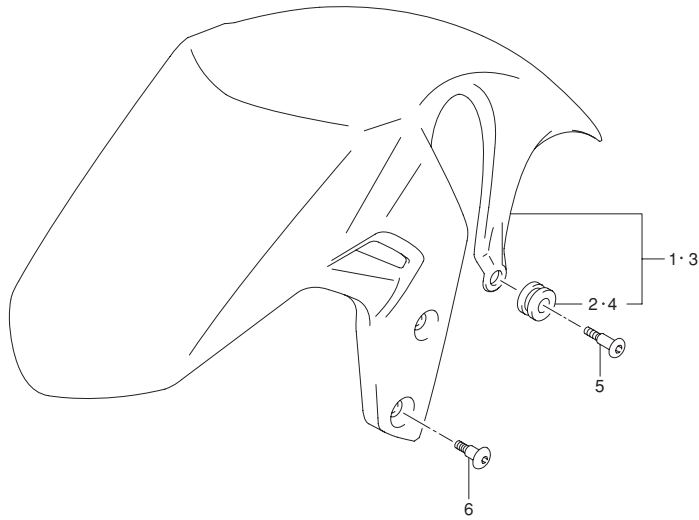


FIG.51

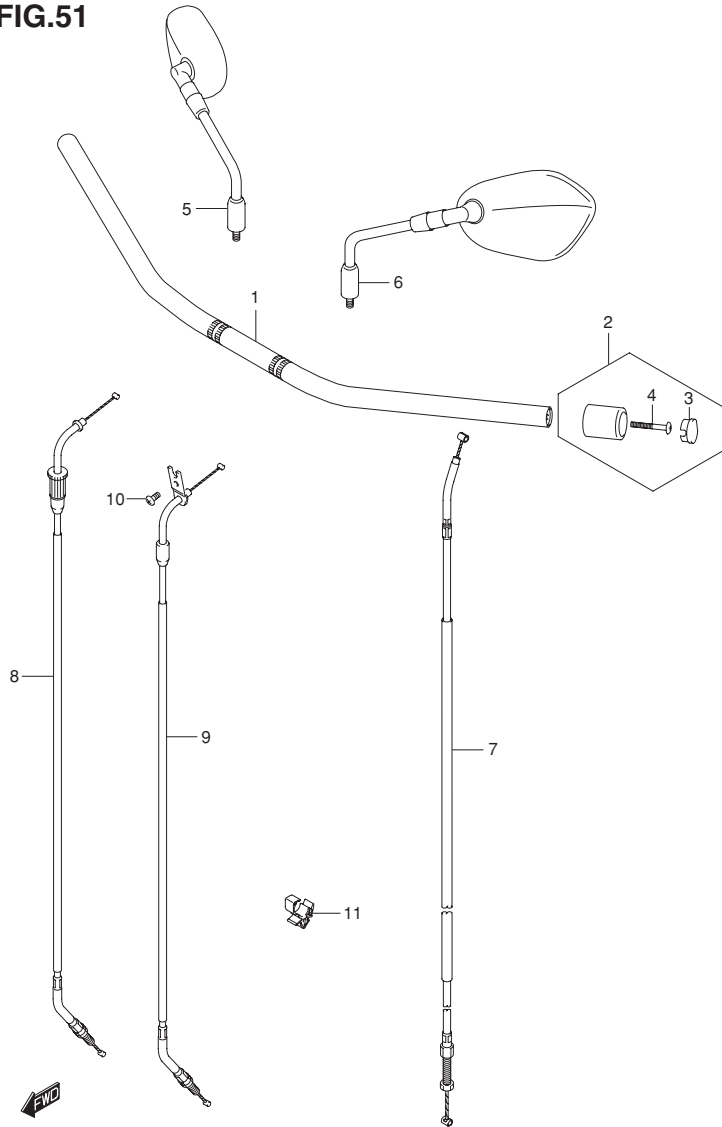
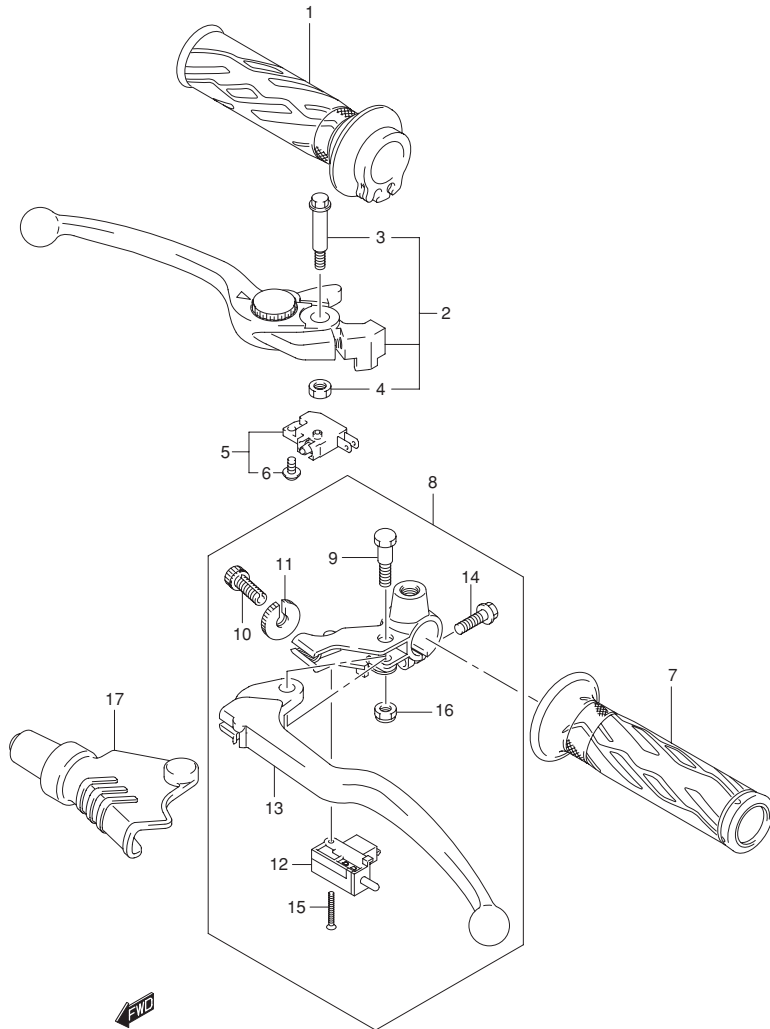


FIG.51 (1-E-15) HANDLEBAR

REF NO.	PART NO.	DESCRIPTION	Q'TY	REMARKS
1	56110-08J00	HANDLEBAR	1	
2	56200-33870	BALANCER SET ,HANDLEBAR	2	
3	56279-33E00	·CAP ,HANDLE BALANCER	2	
4	02142-0640A	·SCREW	2	
5	56500-08J00	MIRROR ASSY ,REAR VIEW RH	1	
6	56600-08J00	MIRROR ASSY ,REAR VIEW LH	1	
7	58200-08J00	CABLE ASSY ,CLUTCH	1	
8	58300-08J00	CABLE ASSY ,THROTTLE NO.1	1	
9	58300-08J10	CABLE ASSY ,THROTTLE NO.2	1	
10	09125-05042	SCREW(5X10)	1	
11	09403-11321	CLAMP	1	

4

**FIG.52**



**FIG.52 (1-F-2) HANDLE LEVER**

REF NO.	PART NO.	DESCRIPTION	Q'TY	REMARKS
1	57110-21H01	GRIP ,THROTTLE (BLACK)	1	
2	57300-44G12	LEVER ASSY ,BRAKE	1	
3	57431-17H02	·BOLT ,PIVOT	1	
4	08319-2106A	·NUT	1	
5	57460-14J01	SWITCH ASSY ,FRONT BRAKE	1	
6	57465-17C00	·SCREW	1	
7	57211-21H00	GRIP ,LH	1	
8	57500-25D00	LEVER ASSY ,CLUTCH	1	
9	57431-45C01	·BOLT ,PIVOT	1	
10	57441-45C00	·ADJUSTER WIRE	1	
11	57442-45C00	·NUT ,LOCK	1	
12	57560-05A00	·SWITCH ,CLUTCH	1	
13	57621-40F00	·LEVER ,CLUTCH	1	
14	01547-0620B	·BOLT	1	
15	02122-0320A	·SCREW	1	
16	08319-2106B	·NUT	1	
17	57661-33E00	COVER ,CLUTCH LEVER	1	

FIG.53

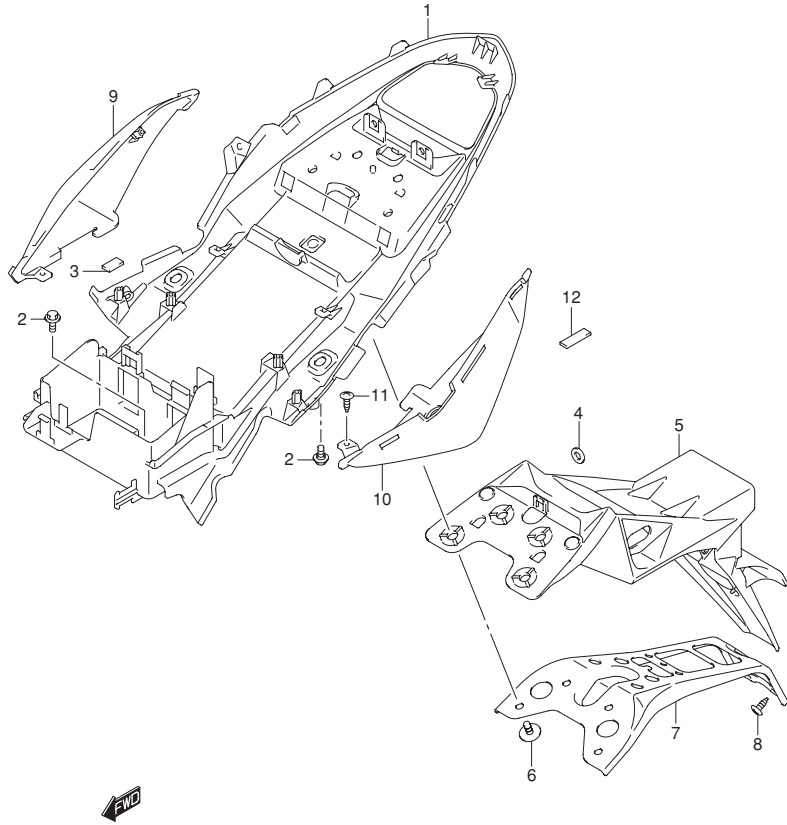


FIG.53 (1-F-3) REAR FENDER

REF NO.	PART NO.	DESCRIPTION	Q'TY	REMARKS
1	63111-08J00	FENDER ,REAR FRONT	1	
2	09111-06107	BOLT ( 6X12)	3	
3	44612-13600	CUSHION ,REAR FENDER	4	
4	09160-06077	WASHER ( 6.5X20X1.2)	2	
5	63113-08J00	FENDER ,REAR REAR	1	
6	09116-06168	BOLT ( 6X16)	4	
7	63131-08J00	BRACKET ,REAR FENDER REAR	1	
8	03541-0616A	SCREW	2	
9	63171-08J00	COVER ,REAR FENDER RH	1	
10	63181-08J00	COVER ,REAR FENDER LH	1	
11	03541-0516A	SCREW	4	
12	94443-06G00	TAPE ,REAR FENDER	2	



FIG.54

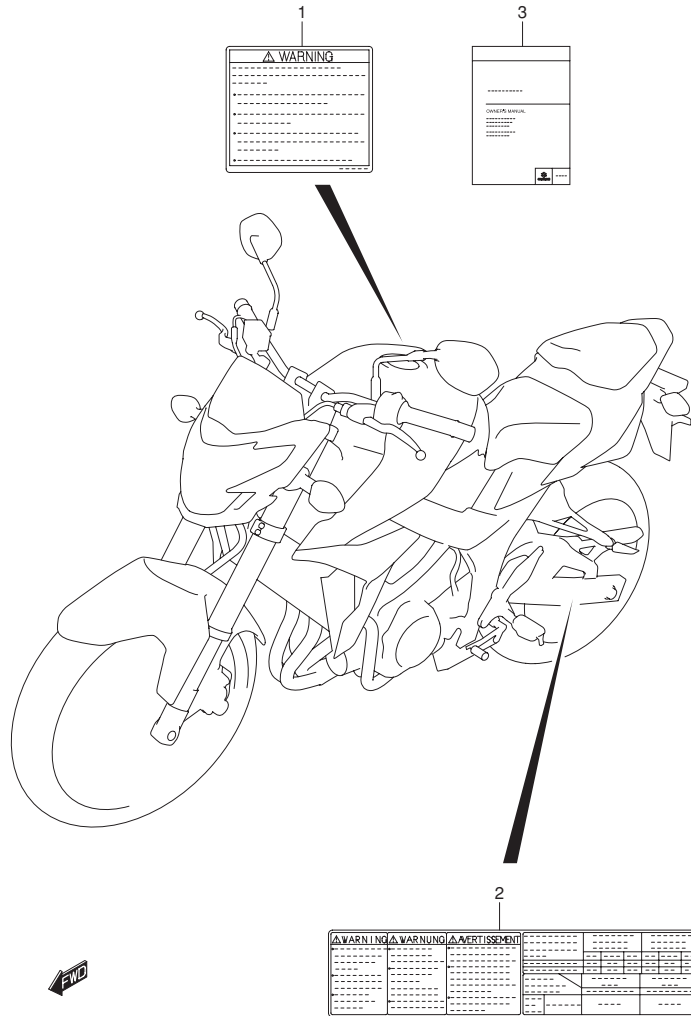


FIG.54 (1-F-4) LABEL(GSR750L2 E21)

REF NO.	PART NO.	DESCRIPTION	Q'TY	REMARKS
1-1	68319-29F00	LABEL , WARNING ( ENGLISH )	1	
1-2	68319-29F20	LABEL , WARRING ( GERMAN )	1	
1-3	68319-29F30	LABEL , WARRING ( FRENCH )	1	
1-4	68319-29F40	LABEL , WARRING ( ITALIAN )	1	
1-5	68319-29F50	LABEL , WARRING ( SPANISH )	1	
1-6	68319-29F70	LABEL , WARRING ( DUTCH )	1	
1-7	68319-14J80	LABEL , WARRING ( PORTUGUESE )	1	
1-8	68319-29F90	LABEL , WARRING ( SWEDISH )	1	
1-9	68319-29FA0	LABEL , WARRING ( FINNISH )	1	
1-10	68319-29FB0	LABEL , WARRING ( NORWEGIAN )	1	
1-11	68319-29FC0	LABEL , WARRING ( DANISH )	1	
1-12	68319-30F40	LABEL , WARRING ( ITALIAN )	1	
1-13	68319-30F90	LABEL , WARRING ( SWEDISH )	1	
1-14	68319-29FP0	LABEL , WARRING ( RUSSIAN )	1	
2-1	68332-08J00	LABEL , TIRE INFORMATION ( EN/GE/FR )	1	
2-2	68332-08J10	LABEL , TIRE INFORMATION ( RUSSIA )	1	
3-1	99011-08J51-01F	MANUAL , OWNER'S ( FRENCH )	1	
3-2	99011-08J51-01K	MANUAL , OWNER'S ( GERMAN )	1	
3-3	99011-08J51-01A	MANUAL , OWNER'S ( ENGLISH )	1	
3-4	99011-08J51-01E	MANUAL , OWNER'S ( ITALIAN )	1	
3-5	99011-08J51-01H	MANUAL , OWNER'S ( DUTCH )	1	
3-6	99011-08J51-029	MANUAL , OWNER'S ( SPANISH )	1	
3-7	99011-08J51-01T	MANUAL , OWNER'S ( DANISH )	1	
3-8	99011-08J51-01W	MANUAL , OWNER'S ( SWEDISH )	1	
3-9	99011-08J51-070	MANUAL , OWNER'S ( RUSSIAN )	1	

FIG.55

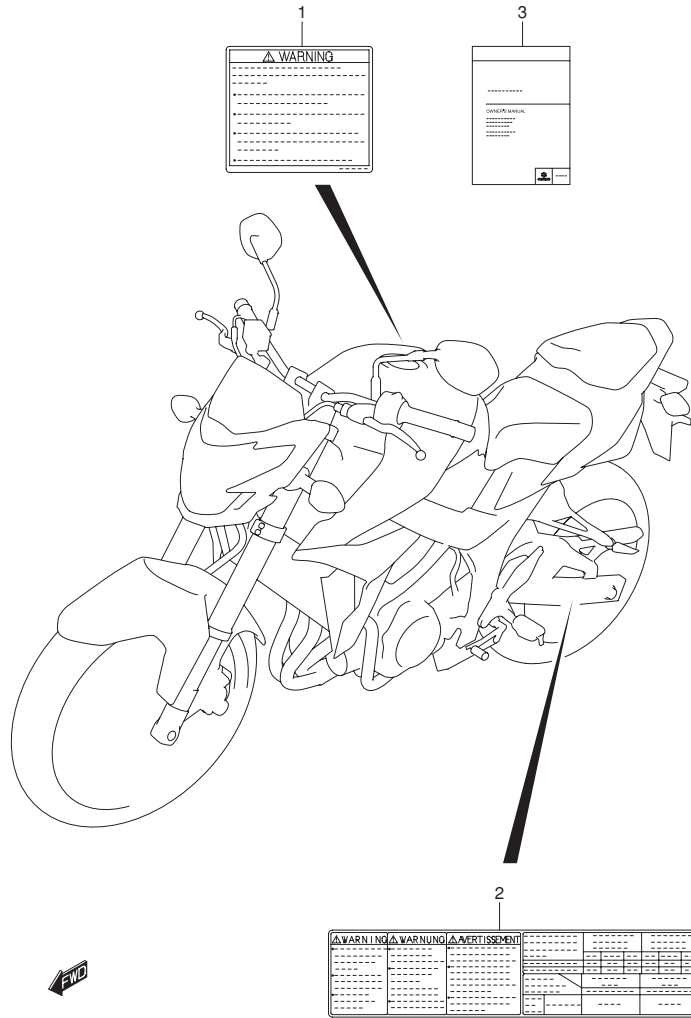


FIG.55 (1-F-5) LABEL (GSR750AL2 E21)

REF NO.	PART NO.	DESCRIPTION	Q'TY	REMARKS
1-1	68319-29F00	LABEL , WARNING ( ENGLISH )	1	
1-2	68319-29F20	LABEL , WARRING ( GERMAN )	1	
1-3	68319-29F30	LABEL , WARRING ( FRENCH )	1	
1-4	68319-29F40	LABEL , WARRING ( ITALIAN )	1	
1-5	68319-29F50	LABEL , WARRING ( SPANISH )	1	
1-6	68319-29F70	LABEL , WARRING ( DUTCH )	1	
1-7	68319-14J80	LABEL , WARRING ( PORTUGUESE )	1	
1-8	68319-29F90	LABEL , WARRING ( SWEDISH )	1	
1-9	68319-29FA0	LABEL , WARRING ( FINNISH )	1	
1-10	68319-29FB0	LABEL , WARRING ( NORWEGIAN )	1	
1-11	68319-29FC0	LABEL , WARRING ( DANISH )	1	
1-12	68319-30F40	LABEL , WARRING ( ITALIAN )	1	
1-13	68319-30F90	LABEL , WARRING ( SWEDISH )	1	
1-14	68319-29FP0	LABEL , WARRING ( RUSSIAN )	1	
2-1	68332-08J00	LABEL , TIRE INFORMATION ( EN/GE/FR )	1	
2-2	68332-08J10	LABEL , TIRE INFORMATION ( RUSSIA )	1	
3-1	99011-08J61-01F	MANUAL , OWNER'S ( FRENCH )	1	
3-2	99011-08J61-01K	MANUAL , OWNER'S ( GERMAN )	1	
3-3	99011-08J61-01A	MANUAL , OWNER'S ( ENGLISH )	1	
3-4	99011-08J61-01E	MANUAL , OWNER'S ( ITALIAN )	1	
3-5	99011-08J61-01H	MANUAL , OWNER'S ( DUTCH )	1	
3-6	99011-08J61-029	MANUAL , OWNER'S ( SPANISH )	1	
3-7	99011-08J61-01T	MANUAL , OWNER'S ( DANISH )	1	
3-8	99011-08J61-01W	MANUAL , OWNER'S ( SWEDISH )	1	
3-9	99011-08J61-070	MANUAL , OWNER'S ( RUSSIAN )	1	

FIG.56

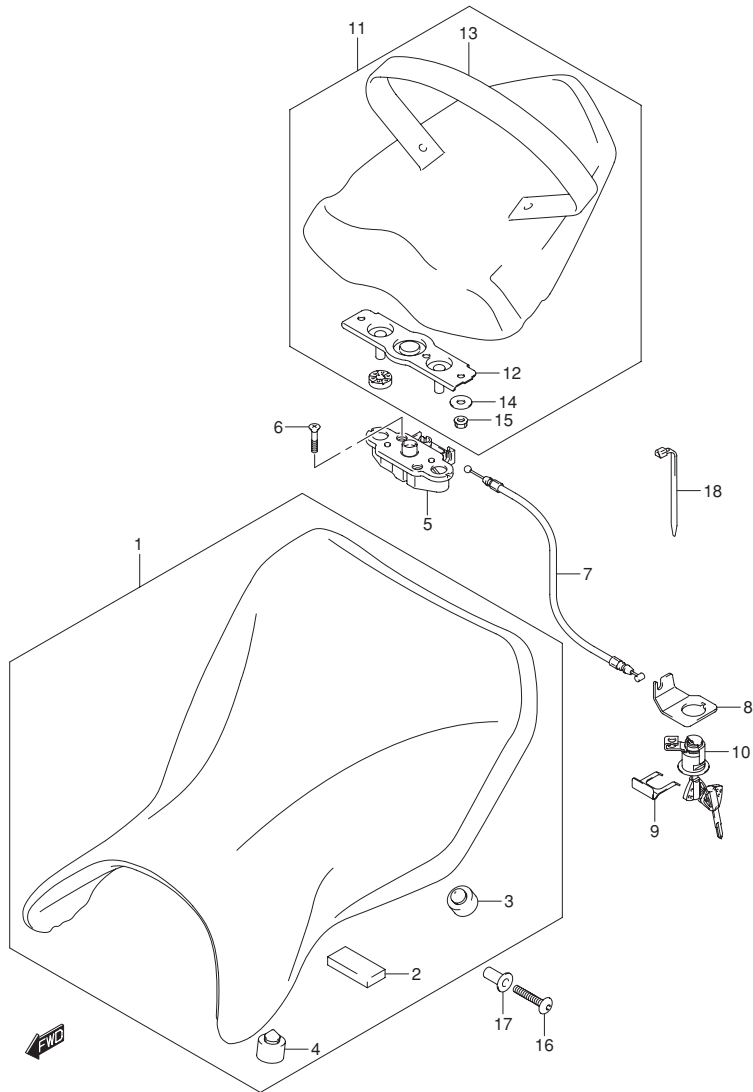


FIG.56 (1-F-6) SEAT

REF NO.	PART NO.	DESCRIPTION	Q'TY	REMARKS
1	45100-08J00-DW2	SEAT ASSY( BLACK)	1	
2	45149-37H00	·CUSHION , BATTERY	1	
3	09321-10011	·CUSHION	4	
4	09321-10034	·CUSHION	2	
5	45220-47H00	BRACKET , STRIKER SUPPORT	1	
6	02122-0630A	SCREW	2	
7	45280-08J00	CABLE , SEAT LOCK	1	
8	45288-14F00	GUIDE , SEAT LOCK CABLE	1	
9	45289-11F00	PLATE , SEAT LOCK ASSY	1	
10	95700-14810	LOCK SET , SEAT	1	
11	45300-08J00-P3H	SEAT ASSY , PILLION ( BLACK)	1	
12	45290-47H01	·STRIKER , SEAT LOCK	1	
13	45380-08J00	·BAND , PILLION SEAT GRIP	1	
14	09160-06088	·WASHER ( 6.5X20X1.6 )	2	
15	08316-1006A	·NUT	2	
16	09139-06065-XC0	BOLT ( 6X30 )	2	
17	09180-06320	SPACER ( 6.5X9X19.4 )	2	
18	09407-11401	CLAMP ( L:95 )	1	

FIG.57

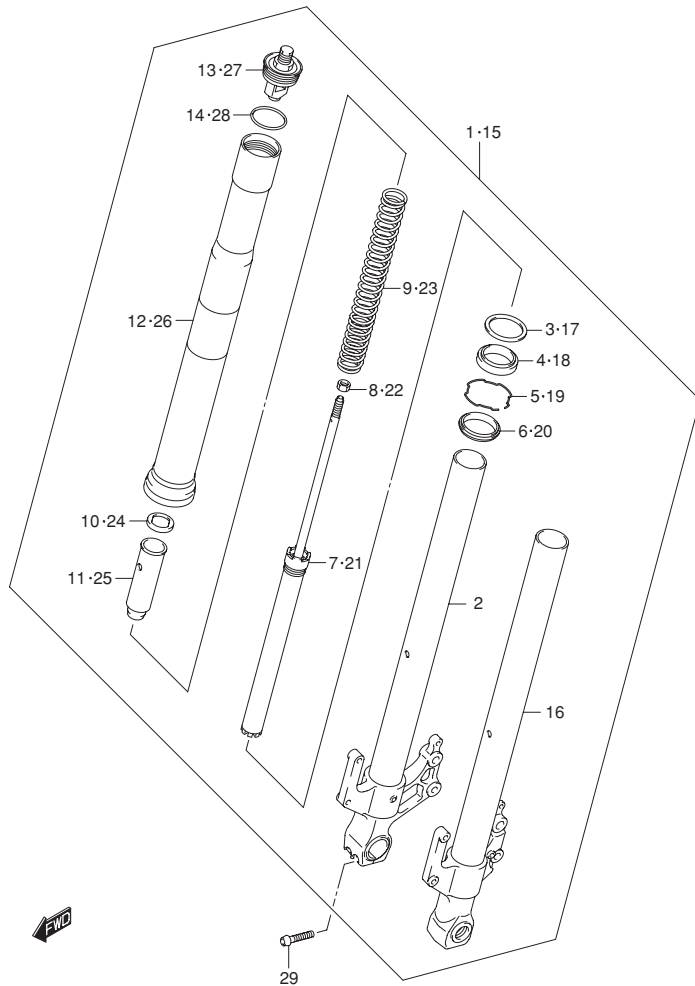


FIG.57 (1-F-7) FRONT FORK DAMPER

REF NO.	PART NO.	DESCRIPTION	Q'TY	REMARKS
1	51103-08J00	DAMPER ASSY ,FRONT FORK RH	1	
2	51110-08J00	·TUBE ,INNER RH	1	
3	51158-05A00	·WASHER	1	
4	51153-10G50	·OIL SEAL	1	
5	51156-49440	·RING ,OIL SEAL STOPPER	1	
6	51173-14F00	·SEAL ,DUST	1	
7	51146-08J00	·CYLINDER	1	
8	51352-13A60	·NUT ,ROD	1	
9	51171-08J00	·SPRING ,FRONT	1	
10	51158-40F30	·GUIDE ,SPRING	1	
11	51176-40F30	·SPACER ,SPRING	1	
12	51130-08J00	·TUBE ,OUTER	1	
13	51351-08J00	·CAP ,FRONT FORK	1	
14	51117-39G20	·O RING	1	
15	51104-08J00	DAMPER ASSY ,FRONT FORK LH	1	
16	51120-08J00	·TUBE ,INNER LH	1	
17	51158-05A00	·WASHER	1	
18	51153-10G50	·OIL SEAL	1	
19	51156-49440	·RING ,OIL SEAL STOPPER	1	
20	51173-14F00	·SEAL ,DUST	1	
21	51146-08J00	·CYLINDER	1	
22	51352-13A60	·NUT ,ROD	1	
23	51171-08J00	·SPRING ,FRONT	1	
24	51158-40F30	·GUIDE ,SPRING	1	
25	51176-40F30	·SPACER ,SPRING	1	
26	51130-08J00	·TUBE ,OUTER	1	
27	51351-08J00	·CAP ,FRONT FORK	1	
28	51117-39G20	·O RING	1	
29	51166-40H20	BOLT	4	

FIG.58

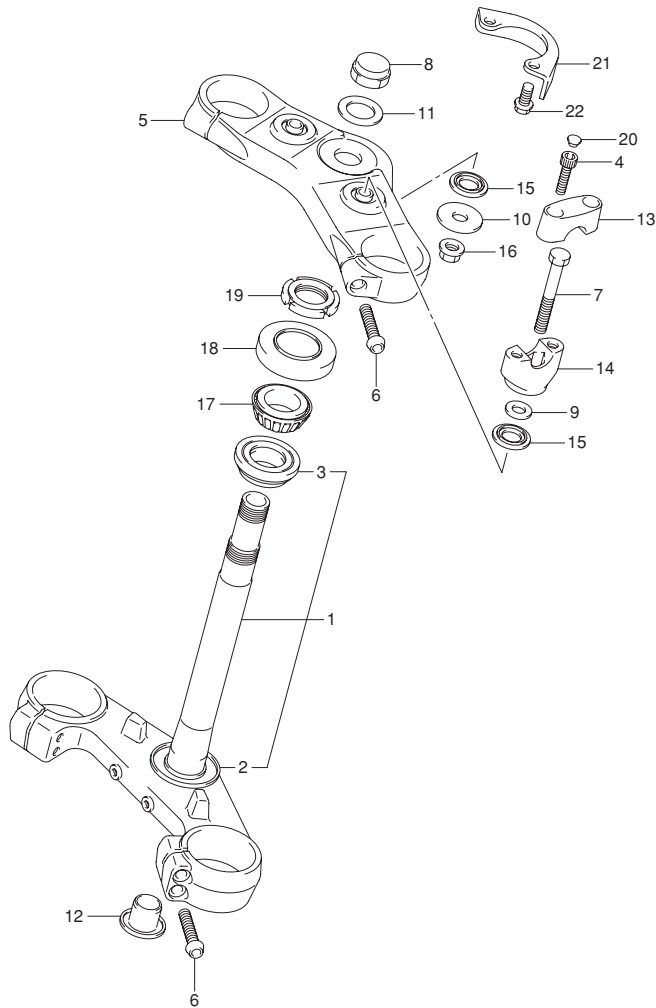


FIG.58 (1-F-8) STEERING STEM

REF NO.	PART NO.	DESCRIPTION	Q'TY	REMARKS
1	51410-08J00	BRACKET , UNDER	1	
2	51644-12C00	·SEAL , STEERING LOWER	1	
3	09265-30020	·BEARING ( 30X55X17 )	1	
4	51147-17H00	BOLT	4	
5	51311-08J00	BRACKET , UPPER	1	
6	51166-40H20	BOLT ( 8X40 )	4	
7	51321-17H10	BOLT	2	
8	51353-24B00	NUT , CAP	1	
9	51354-17H00	WASHER	2	
10	51355-16G00	WASHER	2	
11	51356-10D03	WASHER	1	
12	51482-26F00	CAP	1	
13	56211-08J00	HOLDER , HANDLE	2	
14	56221-08J00	HOLDER , HANDLE	2	
15	56245-08J00	HOLDER RUBBER , HANDLE	4	
16	08319-3110A	NUT	2	
17	09265-25038	BEARING ( 25X47X15 )	1	
18	51643-40502	SEAL , STEERING UPPER DUST	1	
19	51631-31F00	NUT , STEERING STEM	1	
20	09250-06011	CAP ( OD:11 )	4	
21	51911-08J01	PLATE , STEERING LOCK	1	
22	09103-08351	BOLT ( 8X16 )	2	

FIG.59

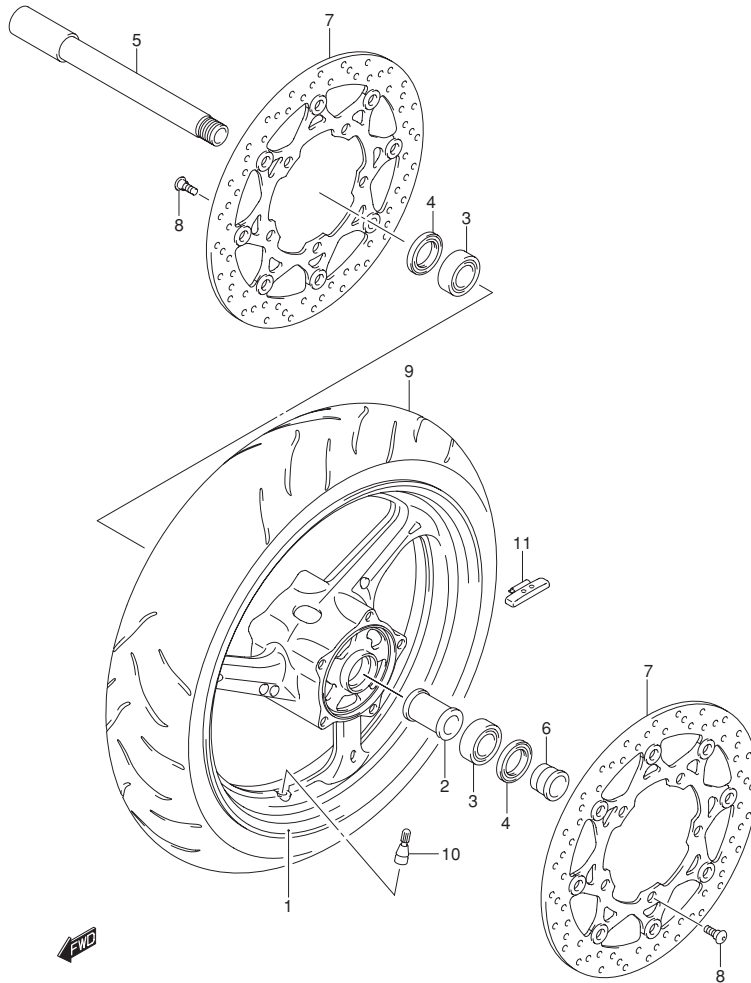


FIG.59 (1-F-9) FRONT WHEEL (GSR750L2 E21)

REF NO.	PART NO.	DESCRIPTION	Q'TY	REMARKS
1	54111-44G00-019	WHEEL ,FRONT (17M/CXMT3.50) (BLACK)	1	
2	54731-44G00	SPACER ,FRONT WHEEL BEARING	1	
3	09262-22035	BEARING(22X44X12)	2	
4	09283-28016	OIL SEAL (28X44X7.5)	2	
5	54711-44G00	AXLE ,FRONT	1	
6	54751-44G00	SPACER ,FRONT AXLE	1	
7	59210-44G11	DISC ,FRONT BRAKE	2	
8	09106-08160	BOLT (8X21 )	10	
9	55110-08J00	TIRE ,FRONT( 120/70ZR17M/C (58W ))	1	
10	43130-24A00	VALVE ASSY ,WHEEL RIM( TR412)	1	
11-1	55411-22H00	BALANCER ,WHEEL NO.1	AR	
11-2	55412-22H00	BALANCER ,WHEEL NO.2	AR	
11-3	55413-22H00	BALANCER ,WHEEL NO.3	AR	

4

FIG.60

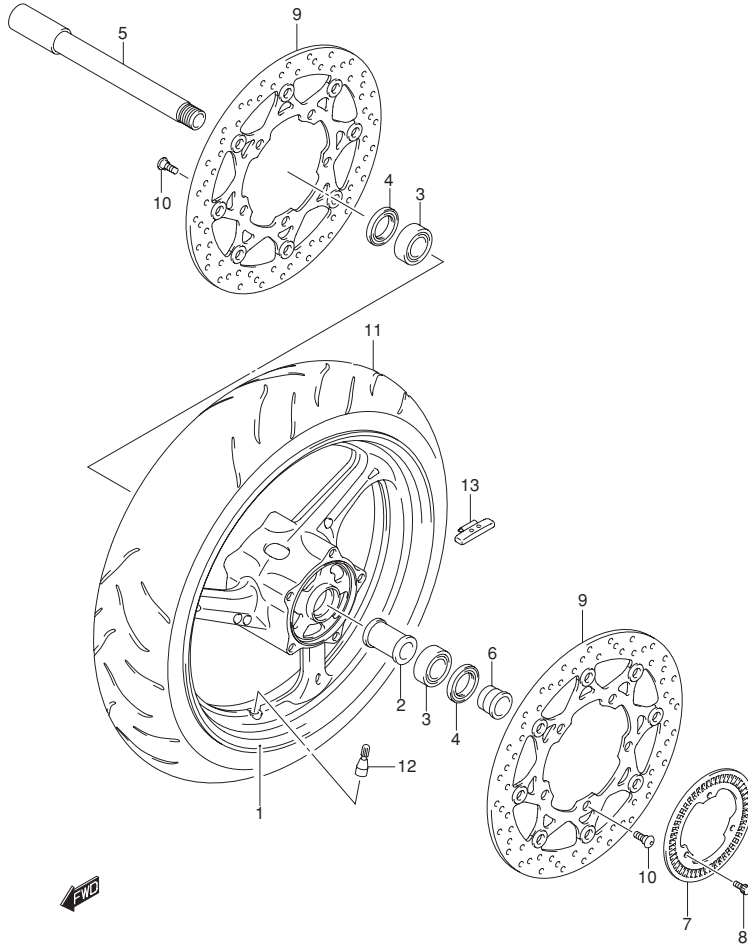


FIG.60 ( 1-F-10 ) FRONT WHEEL ( GSR750AL2 E21 )

REF NO.	PART NO.	DESCRIPTION	Q'TY	REMARKS
1	54111-44G10-019	WHEEL ,FRONT ( 17M/CXMT3.50 ) ( BLACK )	1	
2	54731-44G00	SPACER , HUB BEARING	1	
3	09262-22035	BEARING ( 22X44X12 )	2	
4	09283-28016	OIL SEAL ( 28X44X7.5 )	2	
5	54711-44G00	AXLE ,FRONT	1	
6	54751-44G00	SPACER ,FR AXLE	1	
7	54162-27G00	RING , SPEED SENSOR FR ( 50T )	1	
8	07130-0512A	BOLT	3	
9	59210-44G11	DISC , FRONT BRAKE	2	
10	09106-08160	BOLT ( 8X21 )	10	
11	55110-08J00	TIRE ,FRONT ( 120/70ZR17M/C ( 58W ) )	1	
12	43130-24A00	VALVE ASSY ,WHEEL RIM ( TR412 )	1	
13-1	55411-22H00	BALANCER , WHEEL NO.1	AR	
13-2	55412-22H00	BALANCER , WHEEL NO.2	AR	
13-3	55413-22H00	BALANCER , WHEEL NO.3	AR	

FIG.61

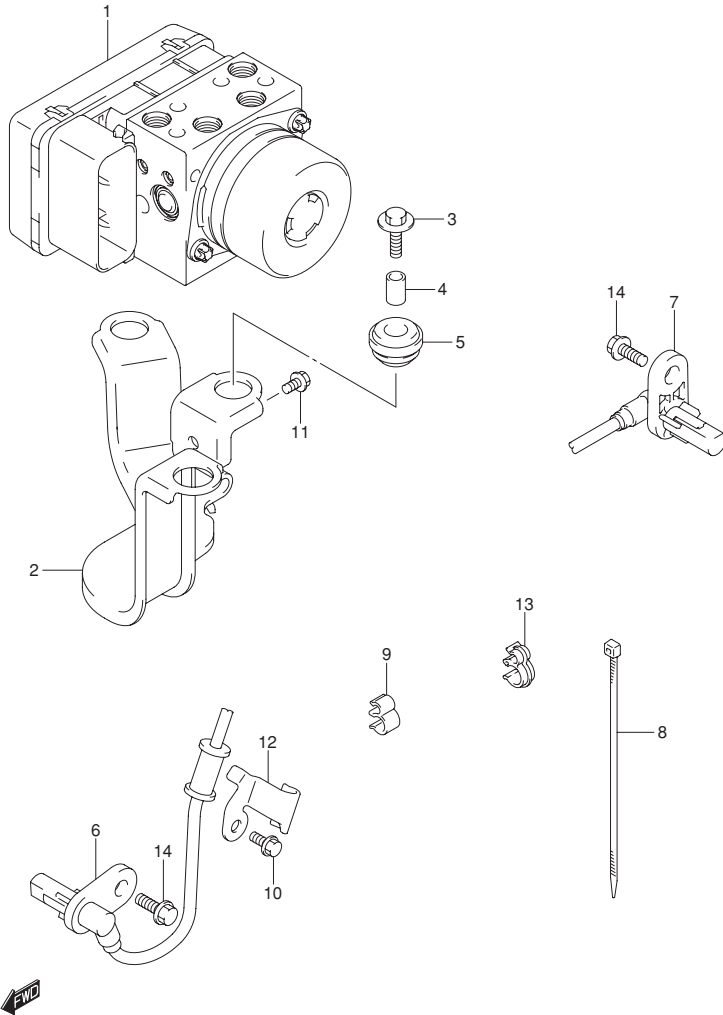


FIG.61 (1-F-11) HYDRAULIC UNIT(GSR750AL2 E21)

REF NO.	PART NO.	DESCRIPTION	Q'TY	REMARKS
1	55610-08J00	UNIT ASSY ,HYDRAULIC ABS	1	
2	55660-08J00	HOLDER ,HYDR UNIT	1	
3	09116-06150	BOLT( 6X25)	3	
4	55662-10G00	SPACER ,HYDR UNIT MTG	3	
5	55663-10G10	RUBBER ,HYDR UNIT MTG	3	
6	55710-08J00	SENSOR ,FR WHEEL ABS	1	
7	65710-08J00	SENSOR ,RR WHEEL ABS	1	
8	09407-14407	CLAMP( L:145)	3	
9	09408-00266	CLAMP	6	
10	01547-0612A	BOLT	1	
11	01547-0610A	BOLT	2	
12	55731-08J00	CLAMP , SENSOR LEAD FR NO.1	1	
13	09408-00242	CLAMP	1	
14	01550-0816A	BOLT	2	

4



FIG.62

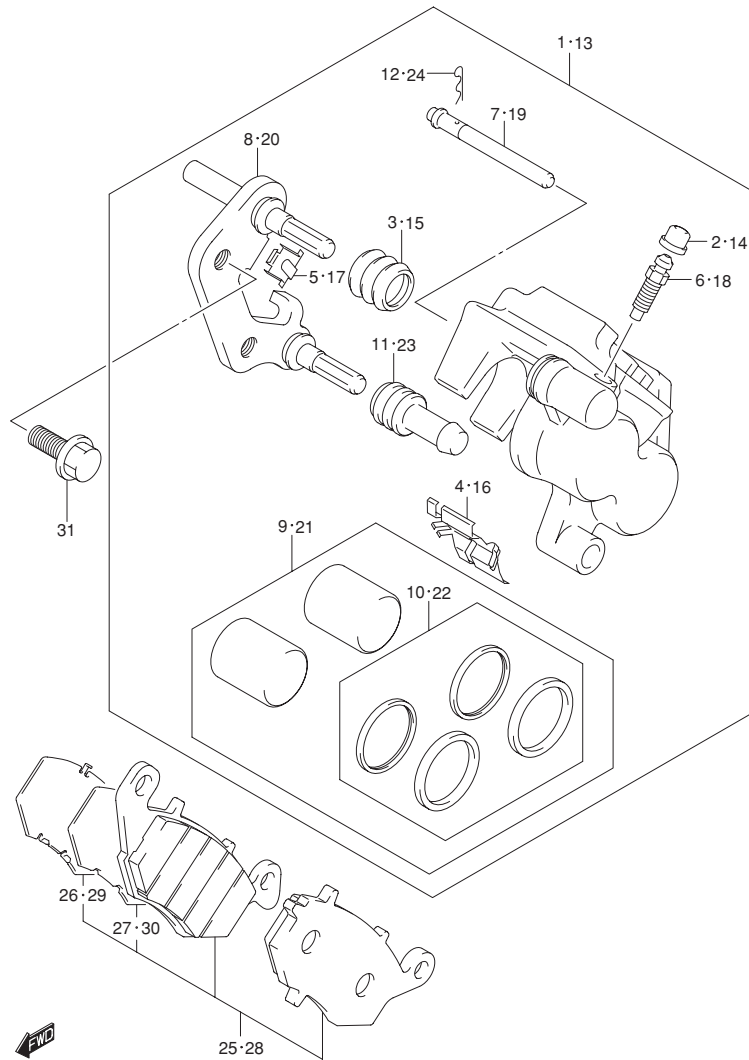


FIG.62 (1-F-12) FRONT CALIPER

REF NO.	PART NO.	DESCRIPTION	Q'TY	REMARKS
1	59100-33DJ0-999	CALIPER ASSY ,FRONT RH	1	
2	55156-66310	·CAP ,BLEEDER PLUG	1	
3	59112-44B00	·BOOT ,AXLE	1	
4	59115-33D00	·SPRING ,PAD RH	1	
5	59116-33D00	·GUIDE ,PAD	1	
6	59121-18410	·BLEEDER	1	
7	59141-44B01	·PIN ,PAD	1	
8	59150-33D01	·CARRIER ,CALIPER RH	1	
9	59300-01820	·PISTON SET	1	
10	59100-04851	··SEAL SET ,PISTON	1	
11	59313-36500	·INSULATOR ,AXLE	1	
12	69142-45000	·CLIP ,PAD PIN	1	
13	59300-33DJ0-999	CALIPER ASSY ,FRONT LH	1	
14	55156-66310	·CAP ,BLEEDER PLUG	1	
15	59112-44B00	·BOOT ,AXLE	1	
16	59315-33D00	·SPRING ,PAD LH	1	
17	59116-33D00	·GUIDE ,PAD	1	
18	59121-18410	·BLEEDER	1	
19	59141-44B01	·PIN ,PAD	1	
20	59350-33D01	·CARRIER ,CALIPER LH	1	
21	59300-01820	·PISTON SET	1	
22	59100-04851	··SEAL SET ,PISTON	1	
23	59313-36500	·INSULATOR ,AXLE	1	
24	69142-45000	·CLIP ,PAD PIN	1	
25	59103-33810	PAD SET ,RH	1	
26	59172-33DM0	·SHIM ,PAD NO.2	1	
27	69172-01D40	·INSULATOR NO.2	1	
28	59303-33810	PAD SET ,LH	1	
29	59372-33DM0	·SHIM ,PAD NO.2	1	
30	69172-01D40	·INSULATOR NO.2	1	
31	01550-1025A	BOLT	4	

FIG.63

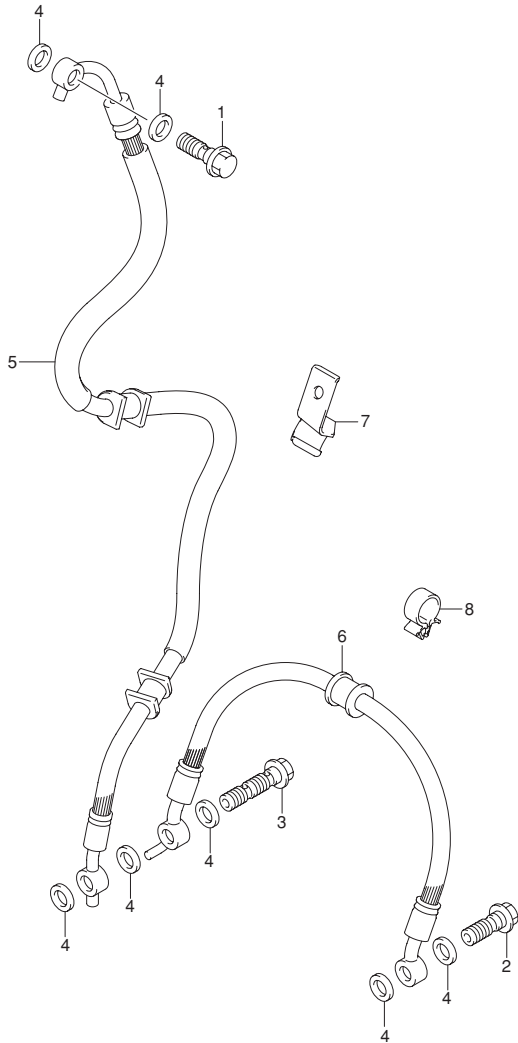
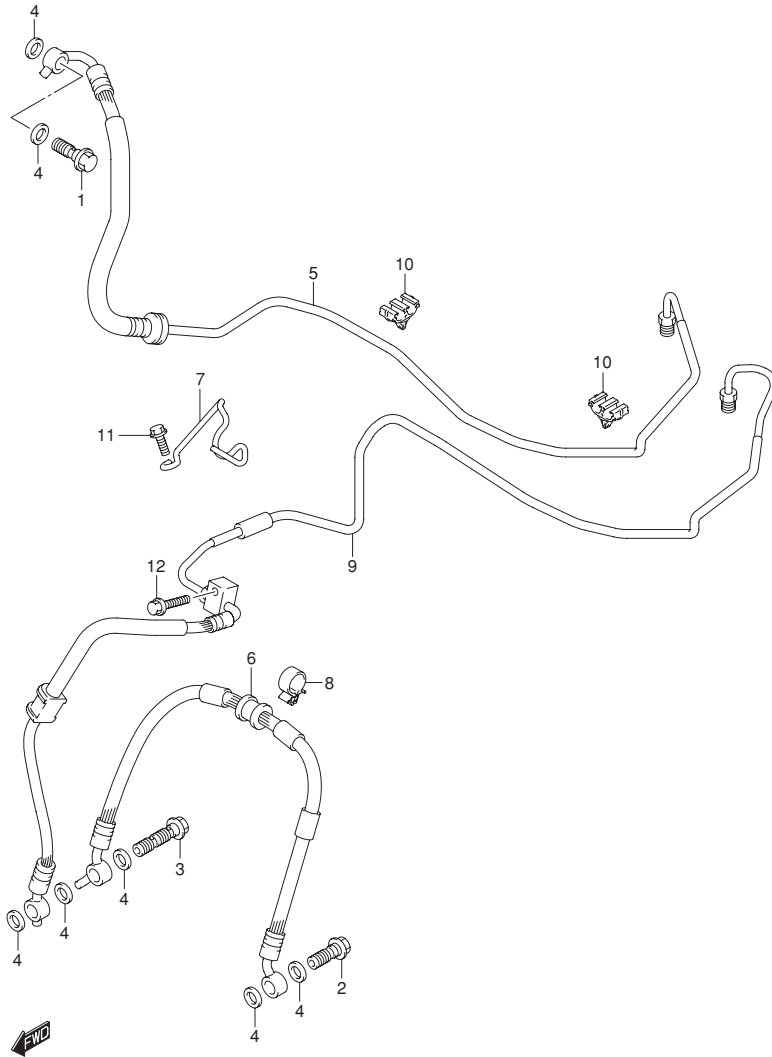


FIG.63 (1-F-13) FRONT BRAKE HOSE (GSR750L2 E21)

REF NO.	PART NO.	DESCRIPTION	Q'TY	REMARKS
1	09360-10062	UNION	1	
2	09360-10062	UNION	1	
3	09360-10064	UNION	1	
4	09161-10009	WASHER ( 10X15X1.5 )	7	
5	59480-08J00	HOSE , FRONT BRAKE NO.1	1	
6	59240-08J00	HOSE , FRONT BRAKE NO.2	1	
7	59261-08J00	CLAMP , FRONT BRAKE HOSE NO.1	1	
8	09403-16412	CLAMP	1	

4

**FIG.64**



**FIG.64 (1-F-14) FRONT BRAKE HOSE (GSR750AL2 E21)**

REF NO.	PART NO.	DESCRIPTION	Q'TY	REMARKS
1	09360-10062	UNION	1	
2	09360-10062	UNION	1	
3	09360-10064	UNION	1	
4	09161-10009	WASHER ( 10X15X1.5 )	7	
5	59200-08J00	HOSE , FRONT BRAKE NO.1	1	
6	59240-08J10	HOSE , FRONT BRAKE NO.2	1	
7	59251-08J00	CLAMP , BRAKE HOSE NO.1	1	
8	09403-16412	CLAMP	1	
9	59400-08J00	HOSE ASSY , FR BRAKE NO.2	1	
10	09403-07334	CLAMP	2	
11	01547-0616A	BOLT	1	
12	01547-0620A	BOLT	1	

FIG.65

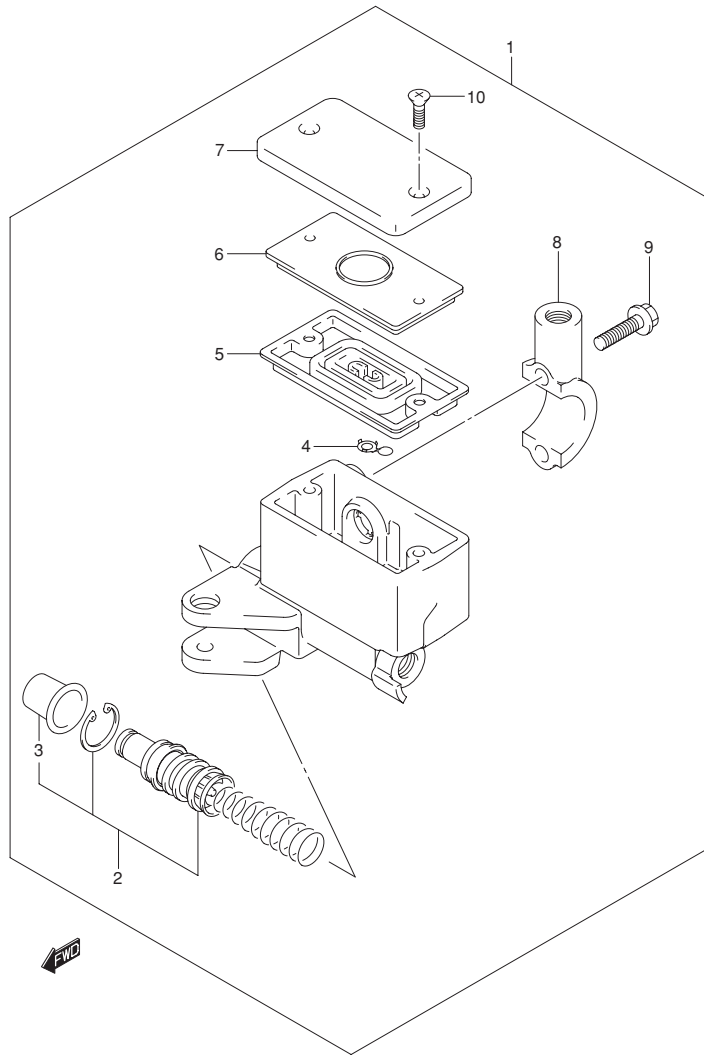


FIG.65 (1-F-15) FRONT MASTER CYLINDER

REF NO.	PART NO.	DESCRIPTION	Q'TY	REMARKS
1	59600-10G30	CYLINDER ASSY ,FRONT MASTER	1	
2	59600-45870	·PISTON & CUP SET	1	
3	59666-44300	··BOOT	1	
4	59664-32F00	·PROTECTOR	1	
5	59667-49460	·DIAPHRAGM	1	
6	59668-41C00	·PLATE ,DIAPHRAGM	1	
7	59669-10G00	·CAP	1	
8	59671-32F00	·HOLDER	1	
9	59675-02FA0	·BOLT ( 6X22 )	2	
10	69689-49300	·SCREW ,RESERVOIR CAP	2	

4

FIG.66

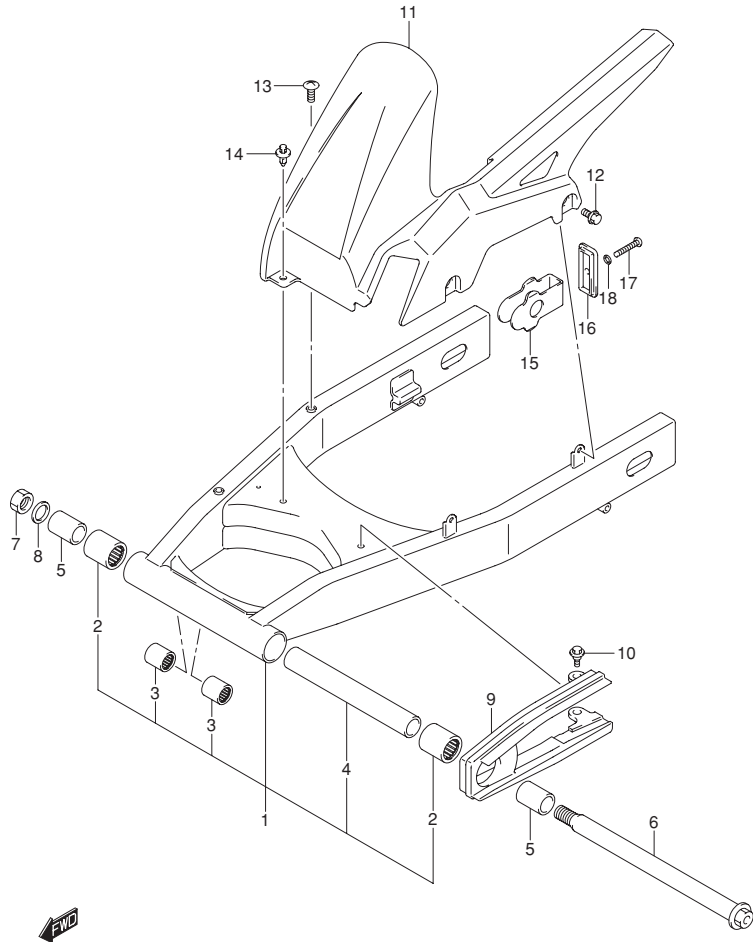


FIG.66 (1-G-2) REAR SWINGINGARM

REF NO.	PART NO.	DESCRIPTION	Q'TY	REMARKS
1	61000-08J00-YAP	SWINGING ARM ASSY ,REAR (BLACK)	1	
2	09263-25059	·BEARING ( 25X33X35 )	2	
3	09263-17037	·BEARING ( 17X24X25 )	2	
4	61282-17C00	·SPACER ,CENTER	1	
5	61251-21E00	SPACER ,PIVOT	2	
6	61211-31E00	SHAFT ,PIVOT	1	
7	09159-18007	NUT	1	
8	09160-18030	WASHER ( 18.5X28X2.6 )	1	
9	61273-08J00	BUFFER ,CHAIN TOUCH DEFENSE	1	
10	09111-06072	BOLT ( 6X17.8 )	2	
11	61310-08J00	CASE ,CHAIN	1	
12	09111-06107	BOLT ( 6X12 )	2	
13	02142-0616A	SCREW	1	
14	09409-08308-5ES	CLIP (BLACK)	1	
15	61410-08J10	ADJUSTER ,CHAIN	2	
16	61421-08J00	PLATE ,CHAIN ADJUSTER GUIDE	2	
17	09106-08119	BOLT ( 8X50 )	2	
18	09164-08015	WASHER	2	

FIG.67

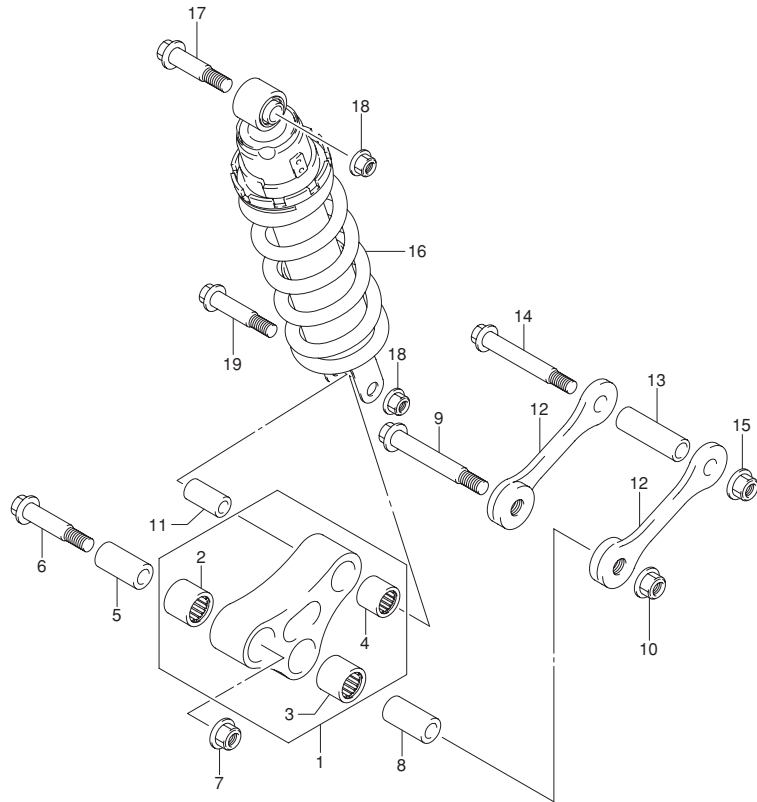


FIG.67 (1-G-3) REAR CUSHION LEVER

REF NO.	PART NO.	DESCRIPTION	Q'TY	REMARKS
1	62600-08840	LEVER SET ,REAR CUSHION	1	
2	09263-20074	·BEARING ( 20X27X32 )	1	FRONT
3	09263-20074	·BEARING ( 20X27X32 )	1	CENTER
4	09263-17046	·BEARING ( 17X24X32 )	1	REAR
5	62317-44B00	SPACER ,RR CUSHION LEVER FR	1	
6	62668-42A02	BOLT ,RR CUSHION LEVER FR	1	
7	09159-12056	NUT	1	
8	62317-44B00	SPACER , RR CUSHION LEVER CTR	1	
9	62658-37F10	BOLT ,RR CUSHION LEVER CTR	1	
10	09159-12056	NUT	1	
11	62317-47H00	SPACER ,RR CUSHION LEVER RR	1	
12	62640-08J00	ROD ,REAR CUSHION	2	
13	62646-08J00	SPACER ,RR CUSHION ROD	1	
14	62658-37F10	BOLT ,RR CUSHION ROD	1	
15	09159-12056	NUT	1	
16	62100-08J00-17U	ABSORBER ASSY ,REAR SHOCK ( GRAY )	1	
17	09103-10213	BOLT( 10X52 )	1	UPPER
18	09159-10115	NUT	2	
19	09103-10428	BOLT( 10X58 )	1	LOWER

FIG.68

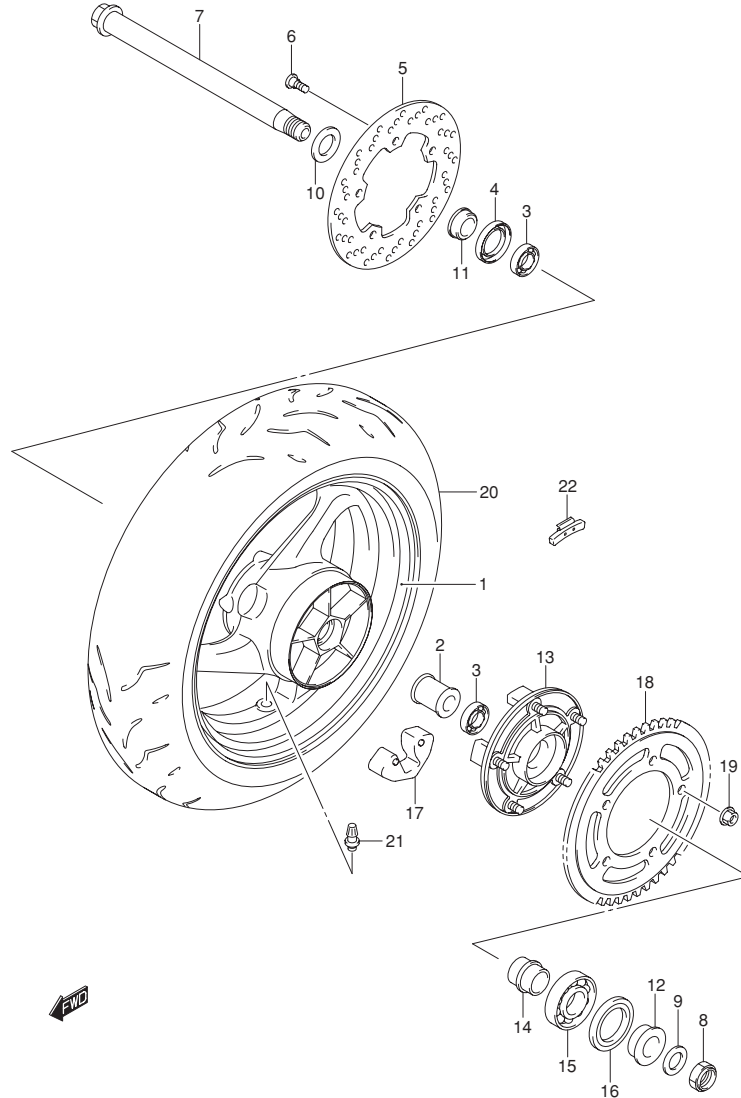


FIG.68 ( 1-G-4 ) REAR WHEEL ( GSR750L2 E21 )

REF NO.	PART NO.	DESCRIPTION	Q'TY	REMARKS
1	64111-44G00-019	WHEEL ,REAR ( 17M/CXMT5.50 ) ( BLACK )	1	
2	64731-44G00	SPACER ,REAR WHEEL BEARING	1	
3	09262-25061	BEARING ( 25X52X15 )	2	
4	09284-37001	OIL SEAL ( 37X52X8 )	1	
5	69211-38G00	DISC ,REAR BRAKE	1	
6	09106-08160	BOLT ( 8X21 )	5	
7	64711-08J00	AXLE ,REAR	1	
8	09159-22007	NUT	1	
9	09160-22086	WASHER ( 22X46X3 )	1	LH
10	09160-25082	WASHER ( 25.5X46X3 )	1	RH
11	64741-44G00	SPACER ,REAR AXLE RH	1	
12	64751-08J00	SPACER ,REAR AXLE LH	1	
13	64610-35F30	DRUM ,REAR SPROCKET	1	
14	64733-44G00	RETAINER ,REAR SPROCKET DRUM	1	
15	09262-32022	BEARING ( 32X65X17 )	1	
16	09285-39001	OIL SEAL ( 39X65X7 )	1	
17	64651-35F30	ABSORBER ,HUB SHOCK	5	
18	64511-35F10	SPROCKET ,REAR ( NT:42 )	1	
19	08319-3110A	NUT	5	
20	65110-08J00	TIRE ,REAR ( 180/55ZR17M/C ( 73W ) )	1	
21	43130-24A00	VALVE ASSY ,WHEEL RIM ( TR412 )	1	
22-1	55411-22H00	BALANCER ,WHEEL NO.1	AR	
22-2	55412-22H00	BALANCER ,WHEEL NO.2	AR	
22-3	55413-22H00	BALANCER ,WHEEL NO.3	AR	

FIG.69

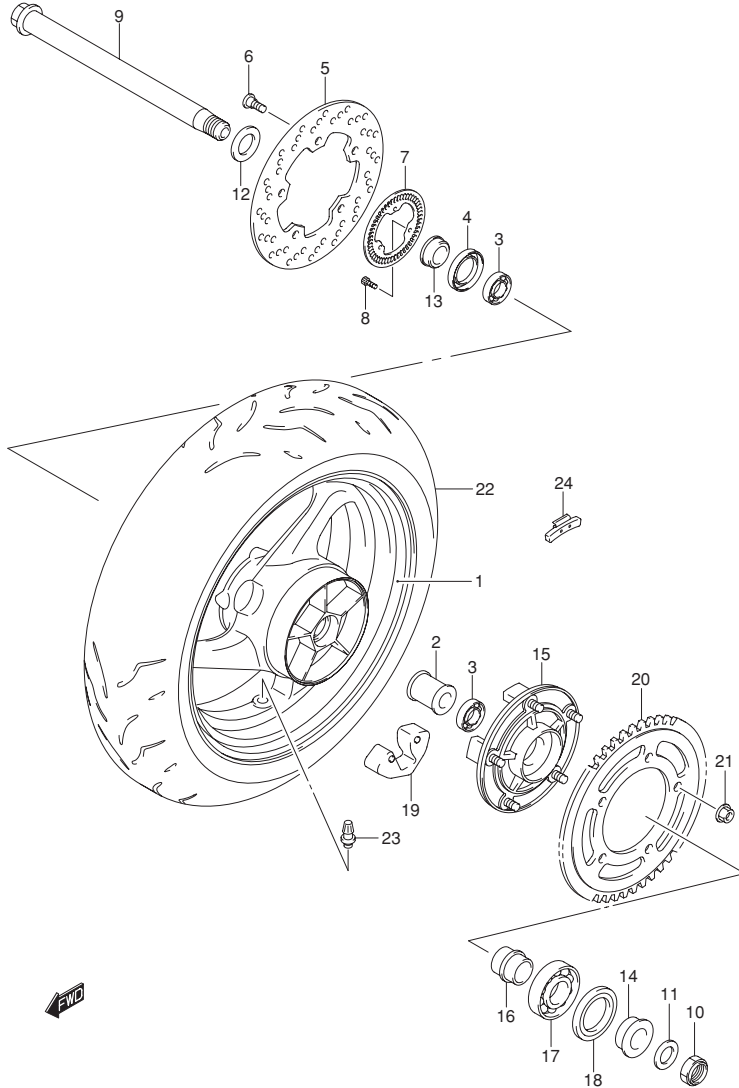


FIG.69 ( 1-G-5 ) REAR WHEEL ( GSR750AL2 E21 )

REF NO.	PART NO.	DESCRIPTION	Q'TY	REMARKS
1	64111-44G10-019	WHEEL ,REAR ( 17M/CXMT5.50 ) ( BLACK )	1	
2	64731-44G00	SPACER , HUB BEARING	1	
3	09262-25061	BEARING ( 25X52X15 )	2	
4	09284-37001	OIL SEAL ( 37X52X8 )	1	
5	69211-38G00	DISC , REAR BRAKE	1	
6	09106-08160	BOLT ( 8X21 )	5	
7	54162-27G00	RING , SPEED SENSOR RR	1	
8	07130-0512A	BOLT	3	
9	64711-08J00	AXLE , REAR	1	
10	09159-22007	NUT	1	
11	09160-22086	WASHER ( 22X46X3 )	1	LH
12	09160-25082	WASHER ( 25.5X46X3 )	1	RH
13	64741-44G00	SPACER , AXLE RH	1	
14	64751-08J00	SPACER , AXLE LH	1	
15	64610-35F30	DRUM , REAR SPROCKET	1	
16	64733-44G00	RETAINER , SPROCKET DRUM	1	
17	09262-32022	BEARING ( 32X65X17 )	1	
18	09285-39001	OIL SEAL ( 39X65X7 )	1	
19	64651-35F30	ABSORBER , HUB SHOCK	5	
20	64511-35F10	SPROCKET , REAR ( NT:42 )	1	
21	08319-3110A	NUT	5	
22	65110-08J00	TIRE , REAR ( 180/55ZR17M/C ( 73W ) )	1	
23	43130-24A00	VALVE ASSY , WHEEL RIM ( TR412 )	1	
24-1	55411-22H00	BALANCER , WHEEL NO.1	AR	
24-2	55412-22H00	BALANCER , WHEEL NO.2	AR	
24-3	55413-22H00	BALANCER , WHEEL NO.3	AR	



FIG.70

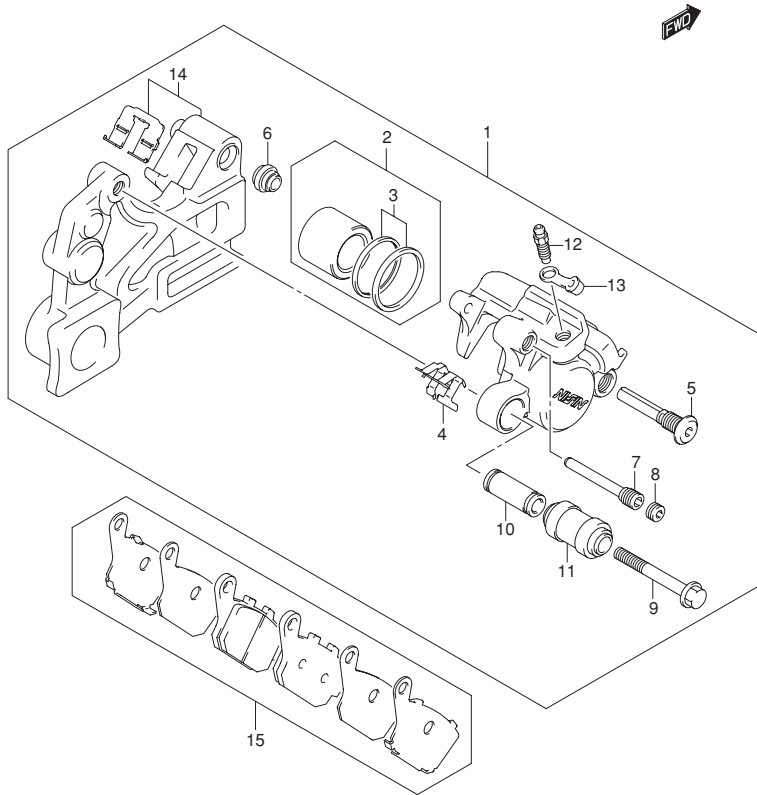


FIG.70 (1-G-6) REAR CALIPER (GSR750L2 E21)

REF NO.	PART NO.	DESCRIPTION	Q'TY	REMARKS
1	69100-08J00-999	CALIPER ASSY ,REAR	1	
2	69100-04810	·PISTON SET	1	
3	69100-04820	··SEAL SET ,PISTON	1	
4	69115-04F00	·SPRING ,PAD	1	
5	59305-36E00	·PIN ,BOLT	1	
6	59303-14500	·BOOT	1	
7	69141-40F00	·PIN ,PAD	1	
8	59146-08J00	·PIN ,PLUG	1	
9	69182-04F00	·BOLT	1	
10	69185-04F00	·SLEEVE	1	
11	69186-04F00	·BOOT ,SLEEVE	1	
12	59121-01A00	·BLEEDER	1	
13	59122-46H00	·CAP ,BLEEDER	1	
14	69150-08J10	·BRACKET	1	
15	69100-08850	PAD & RETAINER SET	1	

FIG.71

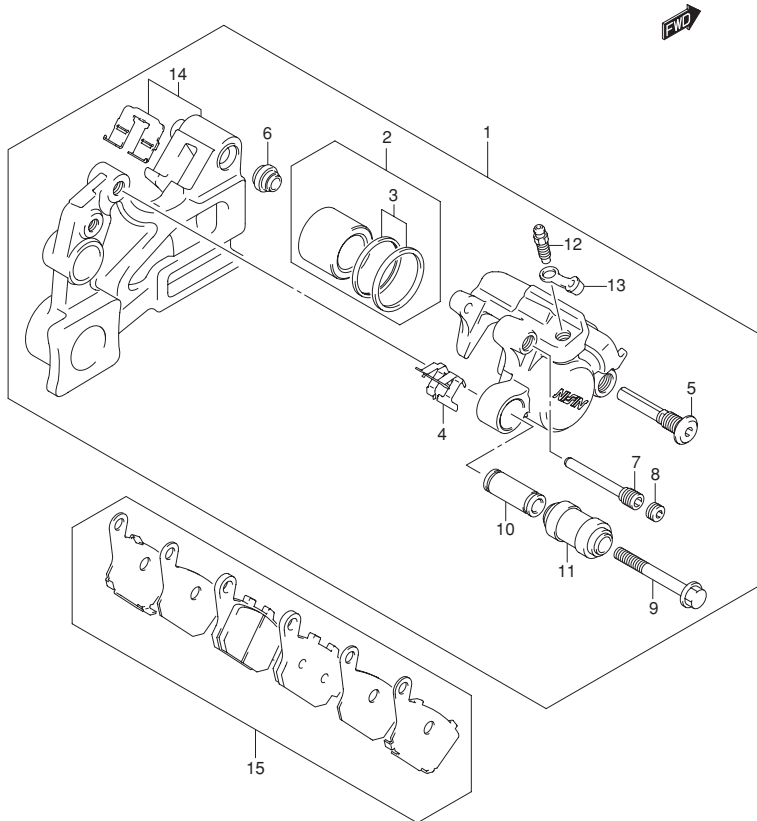


FIG.71 (1-G-7) REAR CALIPER (GSR750AL2 E21)

REF NO.	PART NO.	DESCRIPTION	Q'TY	REMARKS
1	69100-08J10-999	CALIPER ASSY ,REAR	1	
2	69100-04810	·PISTON SET	1	
3	69100-04820	··SEAL SET ,PISTON	1	
4	69115-04F00	·SPRING ,PAD	1	
5	59305-36E00	·PIN ,BOLT	1	
6	59303-14500	·BOOT	1	
7	69141-40F00	·PIN ,HANGER	1	
8	59146-08J00	·PIN ,PLUG	1	
9	69182-04F00	·BOLT	1	
10	69185-04F00	·SLEEVE	1	
11	69186-04F00	·BOOT	1	
12	59121-01A00	·BLEEDER	1	
13	59122-46H00	·CAP	1	
14	69150-08J10	·BRACKET	1	
15	69100-08850	PAD & RETAINER SET	1	

4

FIG.72

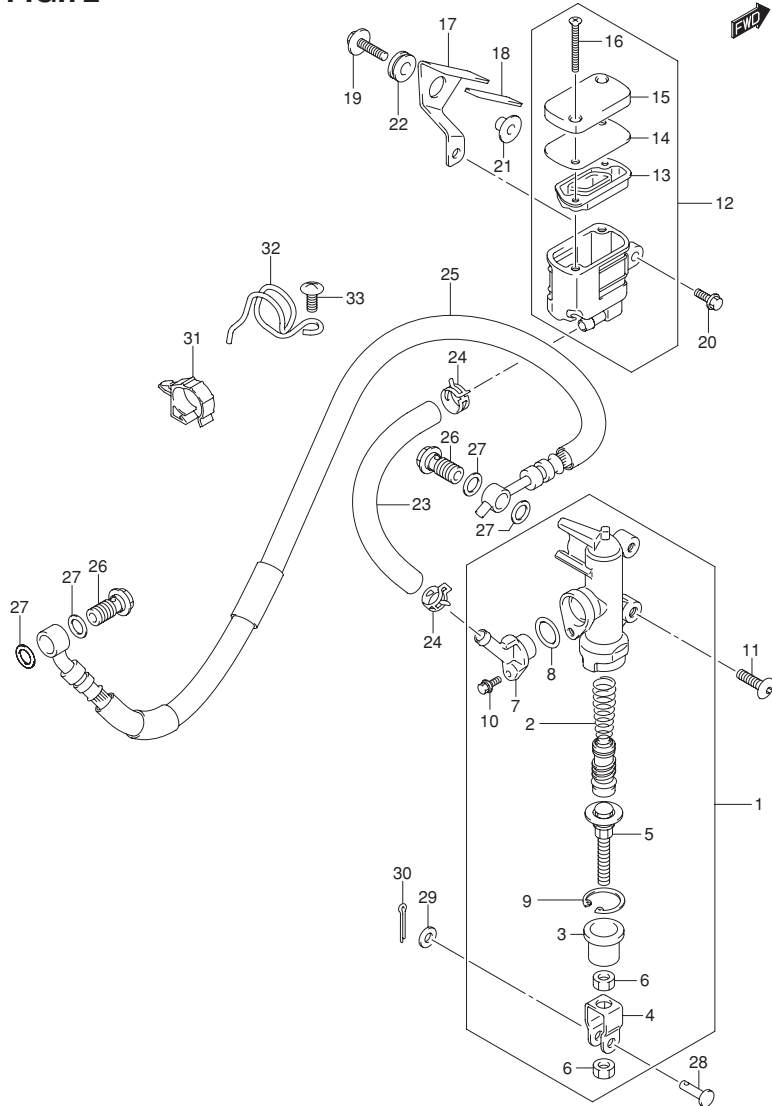


FIG.72 (1-G-8) REAR MASTER CYLINDER (GSR750L2 E21)

REF NO.	PART NO.	DESCRIPTION	Q'TY	REMARKS
1	69600-08J00	CYLINDER ASSY ,REAR MASTER	1	
2	69600-34810	·PISTON / CAP SET	1	
3	69691-00A00	·BOOT	1	
4	69692-44H00	·YOKE	1	
5	69670-27A30	·ROD ,PUSH	1	
6	69693-05A00	·NUT	2	
7	69672-08J10	·CONNECTOR	1	
8	69686-34200	·O RING	1	
9	69665-47H00	·CIRCLIP	1	
10	02112-7412A	·SCREW	1	
11	09139-06028	SCREW( 6X20 )	2	
12	69740-01H10	TANK ASSY ,REAR RESERVOIR	1	
13	69667-01H00	·DIAPHRAGM	1	
14	69668-01H00	·PLATE ,DIAPHRAGM	1	
15	69669-01H00	·CAP ,RESERVOIR	1	
16	69689-01H00	·SCREW	2	
17	69750-08J00	BRACKET ,REAR RESERVOIR TANK	1	
18	69752-08J00	CUSHION ,REAR RESERVOIR TANK BRACKET NO.2	1	
19	09116-06202	BOLT ( 6X25 )	1	
20	01547-0612A	BOLT	1	
21	09180-06325	SPACER ( 6.2X8.4X6.9 )	1	
22	09320-08066	CUSHION	1	
23	69731-08J00	HOSE ,RR RESERVOIR TANK	1	
24	09401-12404	CLIP	2	
25	69480-08J00	HOSE ,REAR BRAKE	1	
26	09360-10062	UNION	2	
27	09161-10009	WASHER ( 10X15X1.5 )	4	
28	09200-06068	PIN ( 6X18.2 )	1	
29	08322-0106A	WASHER	1	
30	04111-2015A	PIN	1	
31	09403-17306	CLAMP	1	
32	61196-08J00	GUIDE ,RR BRAKE HOSE	1	
33	02142-0616A	SCREW	1	

FIG.73

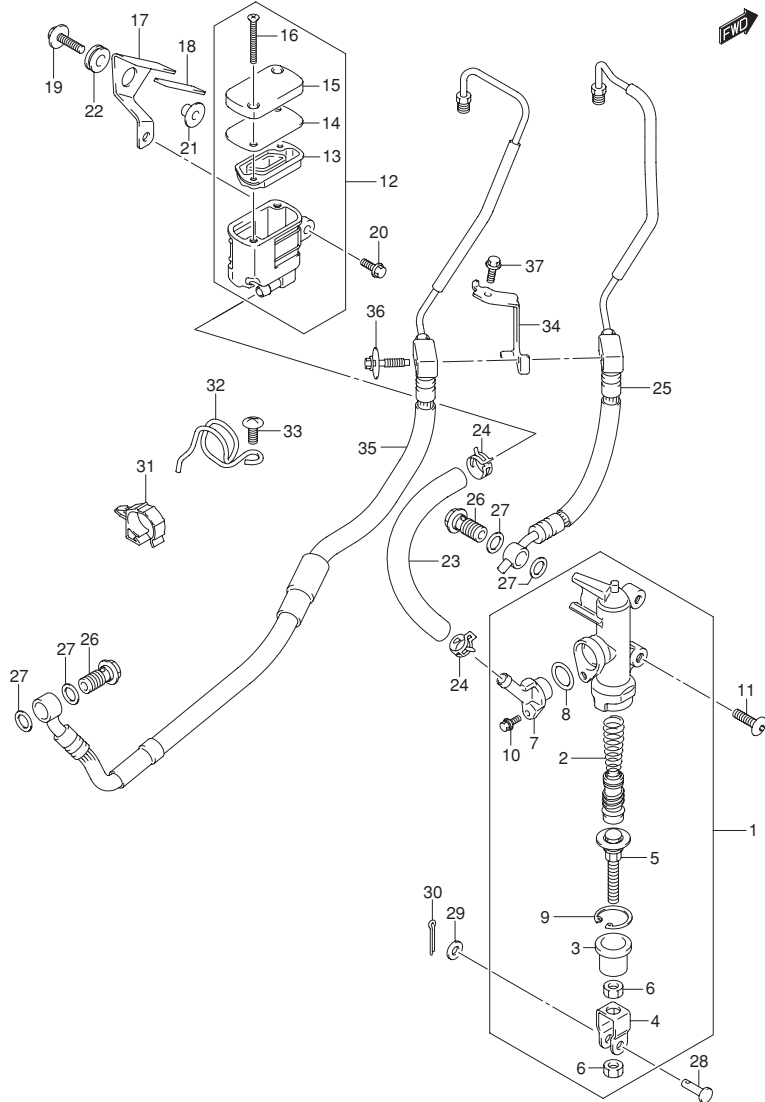


FIG.73 (1-G-9) REAR MASTER CYLINDER (GSR750AL2 E21)

REF NO.	PART NO.	DESCRIPTION	Q'TY	REMARKS
1	69600-08J00	CYLINDER ASSY ,REAR MASTER	1	
2	69600-34810	·PISTON / CAP SET	1	
3	69691-00A00	·BOOT	1	
4	69692-44H00	·YOKE	1	
5	69670-27A30	·ROD ,PUSH	1	
6	69693-05A00	·NUT	2	
7	69672-08J10	·CONNECTOR	1	
8	69686-34200	·O RING	1	
9	69665-47H00	·CIRCLIP	1	
10	02112-7412A	·SCREW	1	
11	09139-06028	SCREW( 6X20 )	2	
12	69740-01H10	TANK ASSY ,REAR RESERVOIR	1	
13	69667-01H00	·DIAPHRAGM	1	
14	69668-01H00	·PLATE ,DIAPHRAGM	1	
15	69669-01H00	·CAP	1	
16	69689-01H00	·SCREW	2	
17	69750-08J00	BRACKET ,REAR RESERVOIR TANK	1	
18	69752-08J00	CUSHION ,BRACKET NO.2	1	
19	09116-06202	BOLT ( 6X25 )	1	
20	01547-0612A	BOLT	1	
21	09180-06325	SPACER ( 6.2X8.4X6.9 )	1	
22	09320-08066	CUSHION	1	
23	69731-08J00	HOSE ,RESERVOIR TANK	1	
24	09401-12404	CLIP	2	
25	69200-08J00	HOSE ,ASSY REAR BRAKE NO.1	1	
26	09360-10062	UNION	2	
27	09161-10009	WASHER ( 10X15X1.5 )	4	
28	09200-06068	PIN ( 6X18.2 )	1	
29	08322-0106A	WASHER	1	
30	04111-2015A	PIN	1	
31	09403-17306	CLAMP	1	
32	61196-08J00	GUIDE ,RR BRAKE HOSE	1	
33	02142-0616A	SCREW	1	
34	69260-08J00	CLAMP ,REAR BRAKE HOSE	1	

FIG.73

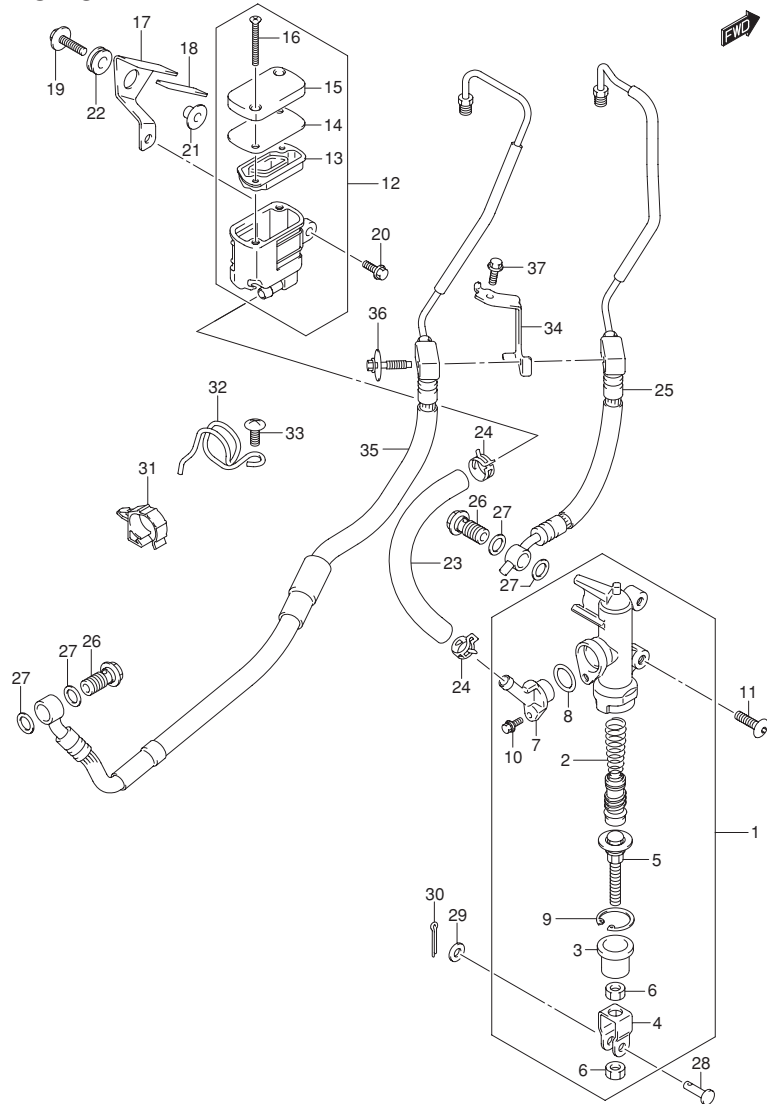


FIG.73 (1-G-10) REAR MASTER CYLINDER(GSR750AL2 E21)

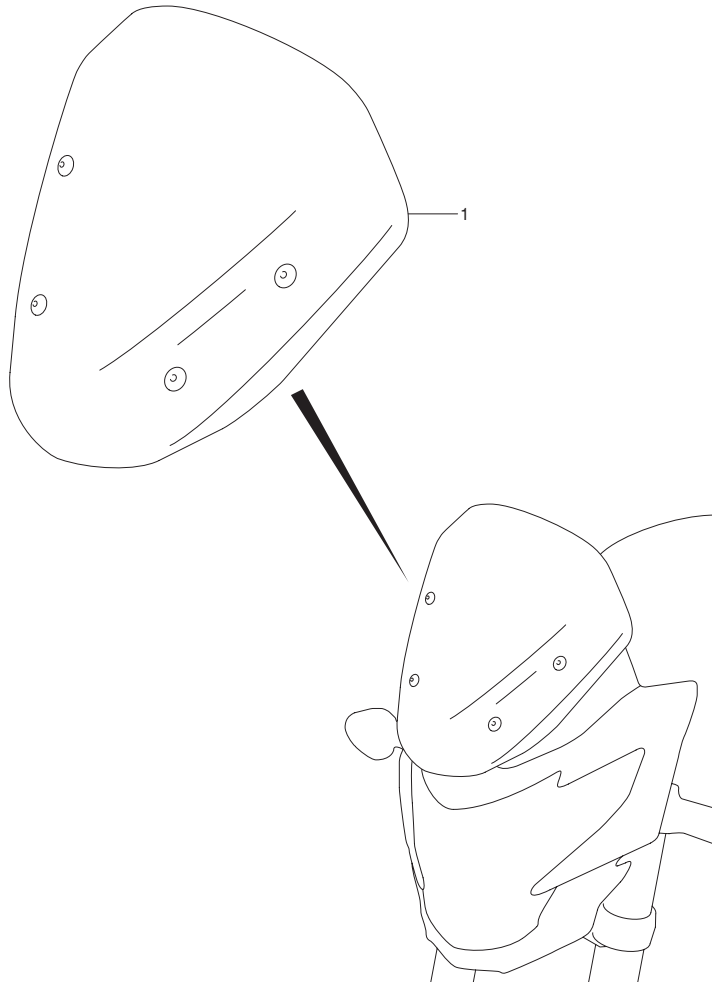
REF NO.	PART NO.	DESCRIPTION	Q'TY	REMARKS
35	69400-08J00	HOSE ASSY , REAR BRAKE NO.2	1	
36	09116-06195	BOLT( 6X35)	1	
37	01550-0612A	BOLT	1	

FIG.74

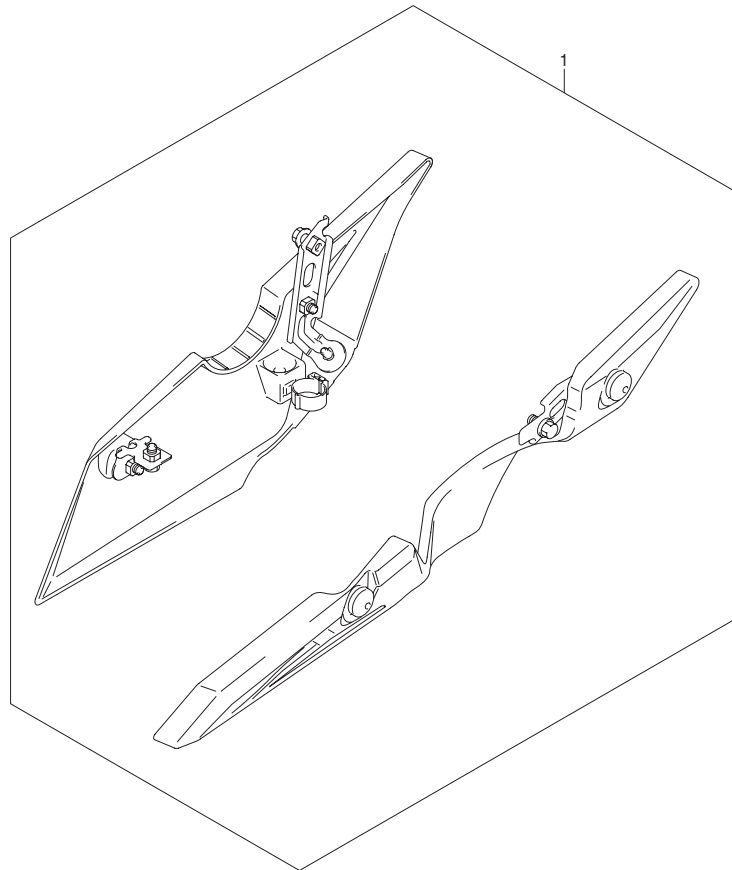
FIG.74 (1-G-11) VISOR SET METER(OPTIONAL)

REF NO.	PART NO.	DESCRIPTION	Q'TY	REMARKS
1	51800-08810	VISOR SET ,METER	1	

4



**FIG.75**



**FIG.75 (1-G-12) COWLING SET UNDER (OPTIONAL)**

REF NO.	PART NO.	DESCRIPTION	Q'TY	REMARKS
1	94400-08810-YVB	COWLING SET , UNDER (BLACK)	1	

## PARTS NUMBER INDEX



PART NO.	FIG.NO.-REF.NO.	PART NO.	FIG.NO.-REF.NO.	PART NO.	FIG.NO.-REF.NO.
10000		12151-09204	8-7	12892-05C00-155	9-12
		12151-10G00	7-11	12892-05C00-160	9-12
		12160-08J00	7-1	12892-05C00-165	9-12
		12163-35F00	7-2	12892-05C00-170	9-12
		12164-35F00-0A0	7-4	12892-05C00-175	9-12
11100-08J00	3-1	12164-35F00-0B0	7-4	12892-05C00-180	9-12
11115-11D70	3-4	12164-35F00-0C0	7-4	12892-05C00-185	9-12
11117-30G00	3-7	12164-35F00-0D0	7-4	12892-05C00-190	9-12
11141-35F00	1-2	12228-17E00-0A0	4-19	12892-05C00-195	9-12
	3-5		7-7	12892-05C00-200	9-12
11171-35F10	2-1	12228-17E00-0B0	4-19	12892-05C00-205	9-12
11173-35F00	1-3		7-7	12892-05C00-210	9-12
	2-2	12228-17E00-0C0	4-19	12892-05C00-215	9-12
11178-33E00	1-4		7-7	12892-05C00-220	9-12
	2-3	12228-17E00-0D0	4-18	12893-44G00	9-4
11179-08J00	2-7		4-19	12911-44G20	9-5
11182-35F10	1-5		7-6	12912-44G20	9-6
	2-4		7-7	12921-40F00	9-7
11191-27E00	2-6	12228-17E00-0E0	4-19	12931-35F10	9-8
11269-18G01	14-21		7-7	12932-05C00	9-10
11276-08J00	14-22	12228-17E00-0F0	4-19	12933-35F10	9-9
11277-08J00	14-23		7-7	13101-08J00	3-14
11281-44G00	6-25	12229-35F00-0A0	7-8	13170-08J00	3-16
11300-08810	4-1	12229-35F00-0B0	7-8	13170-25D01	13-6
11319-33E50	4-2	12229-35F00-0C0	7-8	13268-48700	11-2
11340-44G00	5-1	12229-35F00-0D0	7-8	13269-33E00	11-3
11342-41G10	5-3	12600-40831	8-9	13295-29900	11-4
11351-18G20	5-27	12611-40F00	8-1	13405-08J10	11-1
11361-08J00	5-33	12612-40F00	8-6	13473-08J00	12-1
11370-44G00	4-29	12710-08J00	9-1	13473-29G00	12-2
11381-35F10	5-12	12720-08J00	9-2	13575-29G00	11-5
11382-33E10	5-20	12731-08J00	7-13	13580-14J00	11-6
11390-35F00	4-20	12760-35F01	10-1	13580-29G00	11-7
11401-08831	1-1	12771-30G00	10-2	13601-29G00	12-3
11482-40F10	1-6	12782-35F10	10-3	13602-29G00	12-4
11483-18G00	5-5	12800-05830	9-13	13605-02F00	11-8
	1-7	12811-08J00	10-4	13605-37H00	11-9
	5-28	12812-26B02	10-5	13606-47A00	11-10
11491-33E02	1-8	12812-31G00	10-6	13650-14G11	13-18
	5-13	12830-37H00	10-7	13650-49X00	3-21
11492-33E00	1-9	12837-02H00	1-10	13655-14G10	13-19
	5-21		10-8	13679-37H00	11-11
11511-08J00	6-1	12891-44G00	9-3	13681-39F00-060	12-5
11512-44G00	6-8	12892-05C00-120	9-12	13683-08J00	12-6
11971-25D00	5-10	12892-05C00-125	9-12	13683-08J10	12-7
11971-33210	5-2	12892-05C00-130	9-12	13685-02FA0	12-8
12000-30810	7-5	12892-05C00-135	9-12	13697-08J00	13-23
12111-08J00-0F0	7-9	12892-05C00-140	9-12	13698-08J00	11-12
12140-30G00	7-10	12892-05C00-145	9-12	13698-08J10	11-13
12151-09204	8-2	12892-05C00-150	9-12	13700-08J01	13-1

PART NO.	FIG.NO.-REF.NO.	PART NO.	FIG.NO.-REF.NO.	PART NO.	FIG.NO.-REF.NO.
13740-08J00	13-4	16520-44G00	6-10	20000	
13746-08J00	13-5	16591-06B01	4-17		
13756-44G00	13-3	16600-29G00	15-1		
13780-44G00	13-2	17400-35F30	17-1		
13788-08J00	13-10	17418-33400	17-7		
13789-08J00	13-11	17432-07G00	17-11	21200-35830	22-1
13850-08J00	13-13	17435-33400	17-8	21410-35F20	22-4
13859-41B10	13-8	17461-48G00	17-5	21413-08J00	22-6
13891-08J00	13-7	17470-02F10	17-4	21414-29F00	22-7
14100-08J00	14-1	17491-17E01	17-2	21441-31EAO	22-8
14181-46E00	1-11	17568-50F00	20-12	21441-31E60	22-9
	14-2	17661-35F00	20-6	21442-31E21	22-10
14250-21H00	14-4	17670-76G00	20-7	21451-31E00	22-11
14280-08J00	14-5	17710-08J00	18-1	21451-31E10	22-12
14310-08J00	14-12		19-1	21462-35F00	22-13
14459-08J00	14-13	17711-08J00	18-13	21471-31E20	22-14
14770-08J00	14-24		19-13	21472-39F00	22-15
14771-42F31	14-14	17712-40F00	18-14	21482-40F00	22-5
14780-08J00	14-27		19-14	23110-27A00	22-20
15100-08J00	16-1	17730-08J00	18-15	23111-35F00	22-21
15111-27G00	16-2		19-15	23121-31E00	22-22
15112-05H00	16-3	17740-08J00	18-5	23200-35F01	22-28
15113-05H00	16-4	17740-08J10	19-5	24120-35F20	23-1
15113-35F00	16-5	17750-08J00	18-6	24131-35F01	23-18
15114-14J00	16-6		19-6	24221-35F00	23-2
15115-08J00	16-7	17771-08J00	18-8	24231-35F01	23-3
15116-10F00	16-8		19-8	24251-35F21	23-4
15119-08J00	16-9	17800-08J00	18-12	24252-35F00	23-5
15181-08J00	16-10		19-12	24261-35F02	23-6
15201-35F00	16-15	17851-08J00	20-1	24262-35F10	23-7
15420-05H00	16-11	17852-08J10	20-2	24311-35F20	23-19
15583-18H00	16-12	17853-35F10	20-3	24321-35F11	23-20
15610-14J00	16-13	17854-08J00	20-15	24322-35F00	23-21
15625-29G00	13-17	17855-08J00	20-17	24331-35F10	23-22
	13-22	17861-08J00	20-9	24332-35F00	23-23
15630-29G10	13-16	17863-33E00	20-10		23-24
	13-21	17910-08J00	20-19	24333-02F00	23-25
15710-14J00	12-9	17912-08J00	20-21	24341-35F10	23-26
15717-58B00	12-10	17914-08J00	20-22	24351-35F10	23-27
15721-08J00	12-11	17931-02FA0	20-20	24361-35F10	23-28
15722-14J00	12-12	17981-08J00	20-24	25211-35F11	24-1
15810-15H01	16-17	17981-19F00	20-26	25231-35F11	24-2
16321-35F01	6-18	18117-14J01	11-14	25310-35F00	24-6
16331-35F00	6-19	18213-18H10	14-29	25312-42F01	24-8
16400-35F00	6-15	18450-35F11	21-1	25350-35F00	24-13
16440-24F00	6-13	18461-08J00	21-5	25355-05G00	24-14
16461-08J00	15-4	18471-08J00	21-6	25381-13E30	24-9
16471-08J00	15-5	18510-29G31	21-2	25411-26D01	24-3
16491-35F00	6-16	18531-35F20	21-3	25411-35F00	24-4
16510-07J00	15-7	18711-08J00	21-4	25451-35F00	24-5

PART NO.	FIG.NO.-REF.NO.	PART NO.	FIG.NO.-REF.NO.	PART NO.	FIG.NO.-REF.NO.
25510-08J00	24-17	33652-16G00	28-2	35912-16G00	36-15
25512-06G10	24-18		29-2	35913-16G00	36-16
25520-06G10	24-27	33652-21G10	45-20	35917-16G00	36-14
25525-12B00	24-29	33652-38A10	30-12	35970-07F01	36-22
25526-47000	24-28		31-12	36118-08J00	34-3
25600-08J00	24-31	33810-08J00	28-3	36610-08JB0	38-1
25617-03F10	24-30		29-3	36610-08J10	37-1
25652-20C00	24-33	33820-08J00	28-6	36618-43410	37-11
25671-35F00	24-32	33820-08J10	29-6		38-11
	24-19	33860-08J00	28-5	36654-06J00	37-2
27510-20A20	23-41		29-5	36654-06J10	37-3
27531-35F01	23-42	33960-27G00	30-13		38-2
27600-06G40-112	23-43		31-13	36654-06J30	38-5
27620-06G40	23-44	33970-47H01	30-14	36851-44G00	37-10
			31-14		38-10
<b>30000</b>		33971-08J00	30-15	37000-44850	37-13
			31-15		38-13
		33973-48G01	30-16	37100-44G00	37-14
			31-16		38-14
		34111-08J00	32-4	37146-41G00	37-28
31100-08J00	25-1		33-4		38-28
31132-38F10	25-2	34120-08J00	32-1	37180-44G01	37-15
31143-49040	25-3	34120-08J10	33-1		38-15
31156-17E00	5-4	34124-39G00	32-3	37187-44G00	37-16
31156-98E00	25-6		33-3		38-16
31264-38F10	25-4	34150-08J00	32-2	37200-08J00	39-1
31280-38F10	25-5	34150-08J10	33-2	37400-44G11	39-3
31401-29G20	26-2	34189-08J00	32-6	37730-08J00	24-39
31402-29G20	26-1		33-6	37740-45D00	37-20
31800-06G00	30-1	34810-08J10	16-14		38-20
31861-47E00	31-1	34981-38G01	32-9	37820-33D10	6-23
	30-3		33-9	37822-33D00	6-24
	31-3	34990-35F00	32-10	37840-35F00	37-22
32160-02F10	27-1		33-10		38-22
32161-02F00	27-2	35100-08J00-999	34-1	38500-16G01	37-24
32371-33E00	26-3	35125-77A00	34-2		38-24
32800-47H00	30-5	35601-08J00	35-1	38610-03F00	35-22
32800-47H30	31-5	35602-08J00	35-5	38740-24X50	37-26
32920-08J01	30-11	35603-08J00	35-11		37-27
	31-11	35604-08J00	35-15		38-26
33110-08J00	27-3	35612-08J00	35-2		38-27
33115-33E00	27-4		35-16		
33410-47H00	30-10	35629-31F40	35-9		
	31-10		35-19		
33610-14G10	28-1	35632-08J00	35-6		
33624-16G00	29-1		35-12		
	28-7	35710-21H00	36-1	<b>40000</b>	
	29-7	35726-08J00	36-2		
33624-18H10	28-4	35726-08J10	36-3		
	29-4	35910-16G10	36-13		

PART NO.	FIG.NO.-REF.NO.	PART NO.	FIG.NO.-REF.NO.	PART NO.	FIG.NO.-REF.NO.
41100-08J10-YAP	40-1	44572-13G00	43-9	51120-08J00	57-16
41184-08J01	40-5	44574-16G00	43-12	51130-08J00	57-12
42310-08J00	41-1	44612-13600	53-3		57-26
43111-08J00	41-6	44894-24A00	18-9	51146-08J00	57-7
43130-24A00	59-10		19-9		57-21
	60-12	45100-08J00-DW2	56-1	51147-17H00	58-4
	68-21	45149-37H00	56-2	51153-10G50	57-4
	69-23	45220-47H00	56-5		57-18
43510-08J00	42-11	45280-08J00	56-7	51156-49440	57-5
43511-44G10	42-1	45288-14F00	56-8		57-19
43521-08J00	42-12	45289-11F00	56-9	51158-05A00	57-3
43521-44G10	42-2	45290-47H01	56-12		57-17
43536-44G00	42-4	45300-08J00-P3H	56-11	51158-40F30	57-10
43550-44G20	42-3	45380-08J00	56-13		57-24
43561-24F00	41-10	47113-37H00	45-5	51166-40H20	57-29
43576-48B02	42-7	47118-08J00	45-6		58-6
43585-01H01	40-2	47163-10FA0	44-4	51171-08J00	57-9
43585-46H10	40-3		44-8		57-23
43611-37H00	42-17		44-13	51173-14F00	57-6
43621-37H00	42-18	47310-08J00-YVB	45-7		57-20
43811-08J00-YAP	42-19	47310-08J00-YWW	45-7	51176-40F30	57-11
43816-01H20	42-25	47312-37H00	45-11		57-25
43821-08J00-YAP	42-20	47431-08J00	47-1	51311-08J00	58-5
44100-08J11-YSF	43-1	47511-08J00-291	45-1	51321-17H10	58-7
44100-08J11-YVB	43-1	47531-08J00	46-1	51351-08J00	57-13
44100-08J11-YVWW	43-1	47532-08J00-YSF	46-2		57-27
44160-08J00	44-9	47532-08J00-YVB	46-2	51352-13A60	57-8
44200-16850	43-2	47532-08J00-YWW	46-2		57-22
44250-08J00-291	44-1	47533-08J00-YLF	46-3	51353-24B00	58-8
44252-08J00	44-2	47533-08J00-YUS	46-3	51354-17H00	58-9
	44-6	47541-08J00	46-4	51355-16G00	58-10
44260-08J00-291	44-5	47542-08J00-YSF	46-5	51356-10D03	58-11
44290-08J00-YKV	44-11	47542-08J00-YVB	46-5	51410-08J00	58-1
44292-08J00	44-12	47542-08J00-YWW	46-5	51482-26F00	58-12
44293-08J00	44-16	47543-08J00-YLF	46-6	51631-31F00	58-19
44294-43H00	48-5	47543-08J00-YUS	46-6	51643-40502	58-18
44423-08J01	43-20	47611-08J00-291	45-2	51644-12C00	58-2
44424-08J01	43-24	47711-08J00	45-17	51800-08810	74-1
44424-15H10	43-25	47811-08J00	45-18	51811-08J00	48-6
44511-16G00	43-7			51821-08J00-YSF	48-2
44512-16G00	43-8			51821-08J00-YVB	48-2
44530-41G00	43-17			51821-08J00-YWW	48-2
44541-08J00	43-5	<b>50000</b>		51822-08J00	48-3
44542-08J00	43-10			51823-08J00	48-4
44542-41G00	43-6			51831-08J00-YLF	48-1
44543-08J00	43-11	51103-08J00	57-1	51831-08J00-YUS	48-1
44550-08J00	43-13	51104-08J00	57-15	51831-21D00	48-11
44561-18G00	43-19	51110-08J00	57-2	51850-08J00	48-10
44572-02F01	44-3	51117-39G20	57-14	51911-08J01	58-21
	44-7		57-28	53100-08J00-YWW	49-3

PART NO.	FIG.NO.-REF.NO.	PART NO.	FIG.NO.-REF.NO.	PART NO.	FIG.NO.-REF.NO.	
53100-08J10-YWW	50-3	57460-14J01	52-5	59400-08J00	64-9	
53100-08J20-YGS	49-1	57465-17C00	52-6	59480-08J00	63-5	
53100-08J30-YGS	50-1	57500-25D00	52-8	59600-10G30	65-1	
54111-44G00-019	59-1	57560-05A00	52-12	59600-45870	65-2	
54111-44G10-019	60-1	57621-40F00	52-13	59664-32F00	65-4	
54162-27G00	60-7 69-7	57661-33E00	52-17	59666-44300	65-3	
54711-44G00	59-5 60-5	58200-08J00	51-7	59667-49460	65-5	
54731-44G00	59-2	58300-08J00	51-8	59668-41C00	65-6	
		58300-08J10	51-9	59669-10G00	65-7	
		59100-04851	62-10	59671-32F00	65-8	
54751-44G00	60-2 59-6	59100-33DJ0-999	62-22	59675-02FA0	65-9	
55110-08J00	60-6 59-9 60-11	59103-33810	62-25			
		59112-44B00	62-3 62-15			
55156-66310	62-2 62-14	59115-33D00	62-4	60000		
55411-22H00	59-11 60-13 68-22	59116-33D00	62-5 62-17			
		59121-01A00	70-12 71-12			
55412-22H00	69-24 59-11 60-13 68-22 69-24	59121-18410	62-6 62-18 70-13	61000-08J00-YAP	66-1 72-32	
		59122-46H00	70-13 71-13	61196-08J00	73-32	
		59141-44B01	62-7	61211-31E00	66-6	
				61251-21E00	66-5	
55413-22H00	59-11 60-13 68-22	59146-08J00	62-19 70-8 71-8	61273-08J00	66-9	
55610-08J00	69-24 61-1	59150-33D01	62-8	61282-17C00	66-4	
		59172-33DM0	62-26	61310-08J00	66-11	
				61410-08J10	66-15	
				61421-08J00	66-16	
55660-08J00	61-2	59200-08J00	64-5	62100-08J00-17U	67-16	
55662-10G00	61-4	59210-44G11	59-7	62317-44B00	67-5	
55663-10G10	61-5		60-9		67-8	
55710-08J00	61-6	59240-08J00	63-6	62317-47H00	67-11	
55731-08J00	61-12	59240-08J10	64-6	62600-08840	67-1	
56110-08J00	51-1	59251-08J00	64-7	62640-08J00	67-12	
56200-33870	51-2	59261-08J00	63-7	62646-08J00	67-13	
56211-08J00	58-13	59300-01820	62-9	62658-37F10	67-9	
56221-08J00	58-14		62-21		67-14	
56245-08J00	58-15	59300-33DJ0-999	62-13	62668-42A02	67-6	
56279-33E00	51-3	59303-14500	70-6	63111-08J00	53-1	
56500-08J00	51-5		71-6	63113-08J00	53-5	
56600-08J00	51-6	59303-33810	62-28	63131-08J00	53-7	
57110-21H01	52-1	59305-36E00	70-5	63171-08J00	53-9	
57211-21H00	52-7		71-5	63181-08J00	53-10	
57300-44G12	52-2	59313-36500	62-11	64111-44G00-019	68-1	
57431-17H02	52-3		62-23	64111-44G10-019	69-1	
57431-45C01	52-9	59315-33D00	62-16	64511-35F10	68-18	
57441-45C00	52-10	59350-33D01	62-20		69-20	
57442-45C00	52-11	59372-33DM0	62-29	64610-35F30	68-13	

PART NO.	FIG.NO.-REF.NO.	PART NO.	FIG.NO.-REF.NO.	PART NO.	FIG.NO.-REF.NO.	
64610-35F30	69-15	68319-30F90	54-1	69668-01H00	72-14	
64651-35F30	68-17 69-19	68332-08J00	55-1 54-2	69669-01H00	73-14 72-15	
64711-08J00	68-7 69-9	68332-08J10	55-2 54-2	69670-27A30	73-15 72-5	
64731-44G00	68-2 69-2	68661-08J00-AA8	55-2 46-8	69672-08J10	73-5 72-7	
64733-44G00	68-14 69-16	68661-08J00-JSS	46-8	69686-34200	73-7 72-8	
64741-44G00	68-11	68661-08J00-JST	46-8		73-8	
		68671-08J00-AA8	46-9			
64751-08J00	69-13 68-12	68671-08J00-JSS	46-9	69689-01H00	72-16 73-16	
65110-08J00	69-14 68-20 69-22	69100-04810	70-2 71-2 70-3	69689-49300	65-10 72-3	
		69100-04820	70-3	69691-00A00	73-3	
65710-08J00	61-7	69100-08J00-999	71-3 70-1	69692-44H00	72-4 73-4	
68111-18G20	46-7	69100-08J10-999	71-1	69693-05A00	72-6 73-6	
68161-08J00-JSV	45-8	69100-08850	70-15 71-15	69731-08J00	72-23	
68161-08J00-JSW	45-8					
68171-08J00-JSV	45-9	69115-04F00	70-4 71-4	69740-01H10	73-23 72-12	
68171-28H00-YD8	45-10	69141-40F00	70-7 71-7	69750-08J00	73-12 72-17	
68171-28H00-YU8	45-10	69142-45000	62-12		73-17	
68281-35F00	44-14					
68319-14J80	54-1					
68319-29FA0	55-1 54-1	69150-08J10	62-24 70-14 71-14	69752-08J00	72-18 73-18	
68319-29FB0	55-1 55-1	69172-01D40	62-27 62-30			
68319-29FC0	54-1 55-1	69182-04F00	70-9 71-9	90000		
68319-29FP0	54-1 55-1	69185-04F00	70-10 71-10			
68319-29F00	54-1	69186-04F00	70-11			
68319-29F20	55-1 54-1	69200-08J00	71-11 73-25	94400-08810-YVB	75-1	
68319-29F30	55-1 54-1 55-1	69211-38G00	68-5 69-5	94422-06G00	45-3	
		69260-08J00	73-34	94443-06G00	45-12 53-12	
68319-29F40	54-1 55-1	69400-08J00	73-35	94476-38C00	18-10	
68319-29F50	54-1 55-1	69480-08J00	72-25			
68319-29F70	54-1	69600-08J00	72-1	95700-14810	19-10	
		69600-34810	73-1 72-2	99000-69491	9-14	
				99011-08J51-01A	54-3	
				99011-08J51-01E	54-3	
68319-29F90	55-1 54-1	69665-47H00	73-2 72-9	99011-08J51-01F	54-3	
68319-30F40	55-1 54-1 55-1	69667-01H00	73-9 72-13 73-13	99011-08J51-01H	54-3	
				99011-08J51-01T	54-3	
				99011-08J51-01W	54-3	

PART NO.	FIG.NO.-REF.NO.	PART NO.	FIG.NO.-REF.NO.	PART NO.	FIG.NO.-REF.NO.
99011-08J51-029	54-3	01550-0612A	43-16	03541-0616A	53-8
99011-08J51-070	54-3		73-37	04111-2015A	72-30
99011-08J61-01A	55-3	01550-0616A	6-11		73-30
99011-08J61-01E	55-3	01550-0616B	22-24	04211-09129	5-35
99011-08J61-01F	55-3	01550-0620A	37-23	04211-09149	5-14
99011-08J61-01H	55-3		38-23		5-24
99011-08J61-01K	55-3	01550-0635A	17-13		5-29
99011-08J61-01T	55-3	01550-0650A	30-18	04211-09189	5-6
99011-08J61-01W	55-3		31-18	04211-11169	3-6
99011-08J61-029	55-3	01550-0812A	37-25	04221-04089	7-3
99011-08J61-070	55-3		38-25		24-7
		01550-0816A	61-14	06111-07004	42-24
		01550-1025A	62-31	07120-0512B	32-11
		01560-0625A	43-4		33-11
		02112-0510A	27-5	07120-0612A	16-16
00000			27-6	07120-0650A	3-10
		02112-0525B	39-4	07120-0695A	43-18
		02112-0530B	39-2	07120-0865A	4-9
		02112-0545B	39-5	07130-0512A	60-8
		02112-0616A	17-6		69-8
01547-0516A	14-10	02112-7412A	72-10	07130-0612A	26-6
01547-0610A	61-11		73-10	07130-0616A	27-7
01547-0612A	61-10	02122-0320A	52-15	07130-0625A	10-9
	72-20	02122-0616B	3-17	07130-0635A	26-7
	73-20	02122-0630A	56-6	07130-0825B	32-12
01547-0612B	48-7	02142-0525A	42-5		33-12
01547-0616A	64-11	02142-0530A	42-6	08211-06141	24-16
01547-0620A	6-9	02142-0612A	36-10	08211-10285	8-11
	6-17	02142-0616A	66-13	08211-20403	8-12
	20-8		72-33	08310-00067	24-37
	20-11	02142-0640A	73-33	08316-1005A	35-10
	21-9		51-4		35-20
	24-36	02162-0616A	30-19		36-23
	64-12		31-19	08316-1006A	14-11
01547-0620B	52-14	03211-0414B	35-4		30-9
01547-0625A	6-2		35-8		31-9
01547-0630A	4-10		35-14		56-15
01547-0635A	4-30		35-18	08319-2106A	52-4
01547-0640A	4-5	03211-0416A	36-18	08319-2106B	52-16
	4-8	03511-0516A	13-20	08319-3110A	41-3
01547-0660A	4-11	03541-0416A	32-8		58-16
01547-0665A	4-12		33-8		68-19
01547-0670A	5-36	03541-0516A	36-11		69-21
01547-0680A	4-13		36-21	08322-0106A	72-29
	4-6		46-14		73-29
01547-0695A	5-37		47-3	08331-31109	6-22
01550-0510A	37-19		53-11	08331-3112A	24-38
	38-19	03541-0516B	48-8	08331-3114A	24-26
01550-0612A	18-7	03541-0520A	13-12	08331-3118A	41-8
	19-7		36-12	08332-1106A	42-10

PART NO.	FIG.NO.-REF.NO.	PART NO.	FIG.NO.-REF.NO.	PART NO.	FIG.NO.-REF.NO.
08332-1106A	42-26	09116-06182	30-8	09160-06088	56-14
08361-2508A	14-20		31-8	09160-08142	14-17
08361-3506A	25-8	09116-06195	73-36	09160-12011	24-35
09100-06099	17-9	09116-06202	72-19	09160-14016	24-20
09103-06212	5-15		73-19	09160-15045	22-25
	5-25	09118-06122	18-2	09160-18022	41-7
	25-7		19-2	09160-18030	66-8
09103-06213	5-8	09118-08152-A05	14-6	09160-22086	68-9
	5-30	09119-08100	37-17		69-11
09103-06214	5-16		38-17	09160-25009	23-46
	5-26	09125-05042	51-10	09160-25056	22-17
09103-06215	5-9	09128-06013	30-4	09160-25073	22-2
09103-06216	5-22		31-4	09160-25082	68-10
09103-06222	3-8	09132-03008	32-5		69-12
09103-06224	5-31		33-5	09160-27008	23-40
09103-06266	3-2	09136-06105	45-13	09161-10009	63-4
09103-08351	58-22	09136-06147	24-10		64-4
09103-08358	14-15	09139-06028	72-11		72-27
09103-08392	14-16		73-11		73-27
09103-09012	4-7	09139-06065-XCO	56-16	09161-12010	40-4
09103-10127	4-31	09139-06078	14-25	09161-13004	42-14
09103-10137	4-32	09139-06122	14-28	09161-17002	42-15
09103-10189	8-13	09139-06126	34-6	09164-06006	17-10
09103-10213	67-17	09139-06131	49-6	09164-08015	66-18
09103-10235	3-20		50-6	09164-12021	8-5
09103-10428	67-19	09139-06146	49-5		8-8
09103-12005	26-4		50-5	09164-24008	22-18
09106-05017	43-3	09139-06172	44-10	09167-27003	23-8
09106-05023	24-41	09139-06190	46-10	09168-06023	3-9
09106-06075	4-22	09139-06191	43-14		4-4
09106-06099	15-3	09140-06025	24-34		4-14
09106-07009	2-5	09148-05047	36-4		5-7
09106-08119	66-17	09159-06100	14-7		5-17
09106-08139	4-3	09159-10115	67-18		5-23
09106-08147	42-13	09159-10224	4-33		5-32
09106-08160	59-8	09159-12056	67-7		6-3
	60-10		67-10	09168-06025	17-3
	68-6		67-15	09168-06026	20-13
	69-6	09159-18007	66-7	09168-08016	4-15
09106-08165	14-3	09159-20004	23-45		4-16
09106-08186	42-21	09159-22007	68-8	09168-10002	4-26
09111-06041	24-15		69-10		6-7
09111-06072	66-10	09159-24010	22-16	09168-12017	3-22
09111-06085	20-23	09160-04026	32-7	09168-14002	6-5
09111-06107	53-2		33-7	09168-16002	4-23
	66-12	09160-05037	37-18	09168-16009	3-19
09111-10059	41-2		38-18	09169-06071	36-6
09116-06130	13-15	09160-05501	36-5	09180-06283	45-14
09116-06150	61-3		36-19	09180-06285	36-7
09116-06168	53-6	09160-06077	53-4	09180-06290	18-3

PART NO.	FIG.NO.-REF.NO.	PART NO.	FIG.NO.-REF.NO.	PART NO.	FIG.NO.-REF.NO.
09180-06290	19-3	09263-20087	23-30	09320-10051	19-4
09180-06320	56-17	09263-25018	24-12	09320-12048	14-19
09180-06325	30-6	09263-25059	66-2	09320-12077	14-9
	31-6	09263-26035	8-10	09321-06028	36-9
	72-21	09263-35036	22-3	09321-10011	56-3
09180-06345	73-21	09265-25038	58-17	09321-10018	14-26
	30-17	09265-30020	58-3	09321-10034	56-4
	31-17	09267-25013	23-11	09329-18001	46-13
09180-08152	14-8	09280-04004	3-12	09352-50823-600	43-26
	14-18		4-21	09360-10062	63-1
09181-10158	6-20	09280-08012	4-27		63-2
09181-12167	8-4	09280-13004	6-14		64-1
09181-14167	24-25		6-26		64-2
09181-20251	23-38	09280-17003	5-11		72-26
09181-22223	23-39	09280-19008	6-12		73-26
09181-25223	22-19	09280-26005	24-40	09360-10064	63-3
09181-27014	23-9	09280-33004	5-19		64-3
09200-06068	72-28	09280-40010	3-15	09362-09011	20-14
	73-28	09280-63003	47-2	09367-06007	43-27
09206-08007	3-3	09280-64003	15-2	09380-27004	23-15
09206-10016	2-8	09283-06010	22-27	09380-27006	23-13
09208-08019	42-8	09283-14005	24-22		23-14
09208-08020	42-22	09283-28016	59-4		23-33
09247-14036	6-4		60-4		23-34
09248-10010	4-25	09283-36008	23-31		23-35
09248-16012	6-6	09284-37001	68-4	09381-16001	7-12
09248-16013	3-18		69-4	09390-58001	23-16
09250-06011	4-24	09285-20006	23-12	09390-70001	23-36
09250-30003	58-20	09285-39001	68-16	09401-08411	20-25
	5-34		69-18	09401-10409	20-18
09259-36021	5-18	09289-04003	9-11	09401-12404	72-24
09261-04009	6-21	09300-22008	23-32		73-24
09261-06003	23-17	09319-08045	42-16	09401-12409	20-16
	23-37	09320-08018	45-15	09401-14101	13-9
09262-22035	59-3	09320-08028	46-11	09401-15101	13-14
09262-25006	60-3		48-9		13-24
09262-25061	24-11	09320-08066	30-7	09401-16407	13-25
	68-3		31-7	09401-17201	21-7
	69-3		72-22	09401-17401	21-8
09262-28025	23-29		73-22	09402-22512	15-6
09262-32022	68-15	09320-08071	43-15	09402-35501	20-4
	69-17	09320-09009	36-8	09402-38512	20-5
09263-12023	8-3	09320-09016	45-4	09403-07334	64-10
09263-14027	24-21		46-12	09403-11321	51-11
09263-15003	22-26		49-2	09403-16412	63-8
09263-17037	66-3		49-4		64-8
09263-17046	67-4		50-2	09403-17306	72-31
09263-20074	67-2		50-4		73-31
	67-3	09320-09501	34-7	09403-18307	43-23
09263-20087	23-10	09320-10051	18-4	09404-06429	17-12

PART NO.	FIG.NO.-REF.NO.	PART NO.	FIG.NO.-REF.NO.	PART NO.	FIG.NO.-REF.NO.
09404-06429	26-5	09481-15501	37-5		
	32-13		38-4		
	33-13	09481-30101	30-2		
	37-12		31-2		
	38-12	09482-00555	3-13		
09404-06433	15-8	09482-00556	3-13		
	20-27	09482-00557	3-13		
	43-21	09482-00558	3-13		
09407-05406	43-22	09482-00559	3-13		
09407-11401	56-18	09482-00560	3-13		
09407-11402	35-21	09493-28012	4-28		
09407-14403	37-7	09493-80005	3-11		
	38-7	09800-21056	47-4		
	39-7	09822-00003	47-5		
09407-14407	36-20				
	37-6				
	38-6				
	39-6				
09407-18402	61-8				
	37-8				
09407-19401	38-8				
	37-9				
09408-00242	38-9				
09408-00266	61-13				
	61-9				
09409-06314-5PK	44-15				
	45-16				
09409-06322-5PK	18-11				
	19-11				
09409-07333	45-19				
09409-08308-5ES	66-14				
09440-05003	42-23				
09440-17009	24-23				
09443-06012	37-21				
	38-21				
09443-09051	22-23				
09443-13032	41-9				
09443-14058	41-4				
09443-19011	41-5				
09444-20001	24-24				
09448-14046	42-9				
09471-12045	35-3				
	35-7				
	35-13				
	35-17				
09471-12185	34-4				
09471-12216	34-5				
	36-17				
09481-10501	37-4				
	38-3				

## SUZUKI **GSR750(A)L2** PARTS CATALOGUE

---

© 2012 Suzuki Motor Corporation. All rights reserved.

No part of this document may be modified, reproduced, distributed, sold or transmitted in any form or by any means, electronic or mechanical, for any purpose, without the express written permission of Suzuki Motor Corporation.

**Moto Map**

Sales Network

---

**1**

**INFORMATION  
ILLUSTRATION INDEX**

**2**

**ENGINE  
TRANSMISSION**

**3**

**ELECTRICAL**

**4**

**BODY**

**5**

**PARTS NUMBER INDEX**

