

SUZUKI
PARTS CATALOGUE

DF300AP/250AP

DF300AP
DF250AP



OUTBOARD MOTOR

E01/E40

2012-7

1ST EDITION

PREFACE

When it becomes necessary to replace parts on SUZUKI OUTBOARD MOTORS, always use SUZUKI GENUINE PARTS which have passed a strict inspection which guarantees quality and performance.

This parts catalogue covers the list of all service parts for SUZUKI DF250A/300A production start 2012.

INSTRUCTIONS FOR QUOTING THE CATALOGUE

1. DIMENSIONS

Dimensions of the parts in this catalogue are indicated in unit millimeters.

2. ABBREVIATIONS

Abbreviations used in this catalogue are as follows:

AR	: As required	NT	: Number of teeth
ASSY	: Assembly	OPT	: Optional
E. NO.	: Engine number	OS	: Over size
F. NO.	: Frame number	STD	: Standard
D	: Diameter of material	T	: Thickness
ID	: Inside diameter	US	: Under size
OD	: Outside diameter	W	: Width
L	: Length	W/	: With
LH(PORT)	: Left hand side	X, XX	: Transom type
RH(STBD)	: Right hand side	SUS	: Stainless steel
~123456	: Up to E. NO. 30002P-123456	PTT	: Power trim and tilt
123456~	: From E. NO. 30002P-123456		

12 x 34 x 5.6..... Figures in the description column

| | | show the dimensions of parts.

ID _ OD _ T(or W, L)

→12345-56781 (Parts No.) : indicates that the parts number was changed to 12345-56781 and the new parts are interchangeable with the former ones but the former ones are not interchangeable with new ones.

←12345-56781 (Parts No.) : indicates that the former and new parts are interchangeable with each other and both are usable.

3. INNER PARTS OF ASSEMBLY

Part name with a dot (.) in front as shown in the description column indicates the component of the assembly also available individually.

4. MODIFICATION NOTICE

A parts bulletin will be sent to you on all occasions when changes in parts occur, including interchangeable modifications between new parts and old ones.

5. NOTE

5-1. There are some different parts from those of production models among spare parts for the administrative reasons and common use of them with other models.

5-2. In respect of rubber hoses and vinyl tubes, please be sure to use them by cutting off according to the length mentioned on parts catalogue or what is actually required on the vehicle.

5-3. Note that the drawings on the illustration page are for ready reference of spare parts number, not to be used as an assembly manual. When assembling, use "SUZUKI SERVICE MANUAL".

6. MODEL NAME AND ENGINE NUMBER

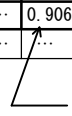
MODEL	DESTINATION	TYPE	TRANSOM	ENGINE No.
DF250AP	E01, E40	25003P	X, XX	25003P-310001~
DF300AP	E01, E40	30002P	X, XX	30002P-310001~

MILLIMETER → INCH CONVERSION CHART

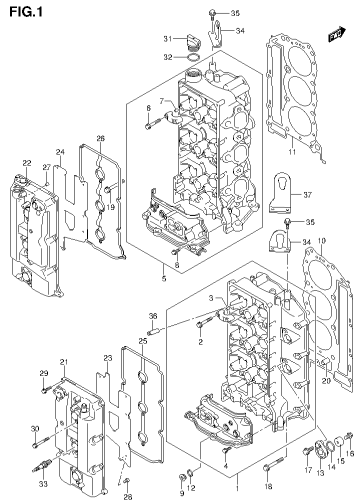
	0	1	2	3	4	5	6	7	8	9
00	.000	.039	.079	.118	.157	.197	.236	.276	.315	.354
10	.394	.433	.472	.512	.551	.591	.630	.669	.709	.748
20	.787	.827	.866	.906	.945	.984	1.024	1.063	1.102	1.142
30	1.181	1.220	1.260	1.299	1.339	1.378	1.417	1.457	1.496	1.535
40	1.575	1.614	1.654	1.693	1.732	1.772	1.811	1.850	1.890	1.929
50	1.969	2.008	2.047	2.087	2.126	2.165	2.205	2.214	2.283	2.323
60	2.362	2.402	2.441	2.480	2.520	2.559	2.598	2.638	2.677	2.717
70	2.756	2.795	2.835	2.874	2.913	2.953	2.992	3.031	3.071	3.110
80	3.150	3.189	3.228	3.268	3.307	3.346	3.386	3.425	3.465	3.504
90	3.543	3.583	3.622	3.661	3.701	3.740	3.780	3.819	3.858	3.898

How to read

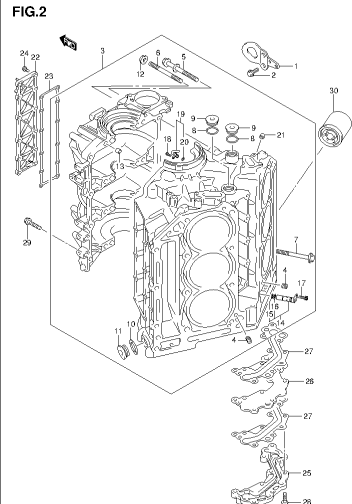
	0	1	2	3	4
00
10
20	0.906	...
30


 23 millimeters equal 0.906 inch

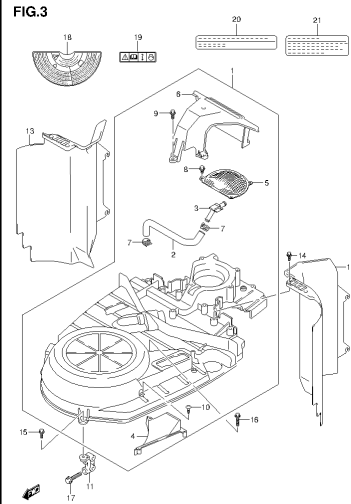
Contents are subject to change without notice or obligation.



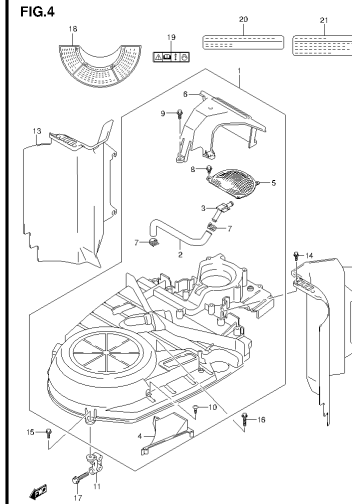
DF300A_E01_013_001
CYLINDER HEAD



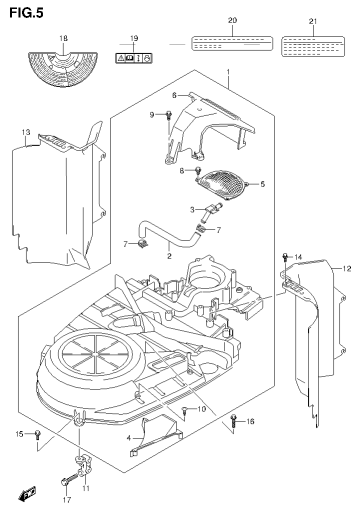
DF300A_E01_013_002
CYLINDER BLOCK



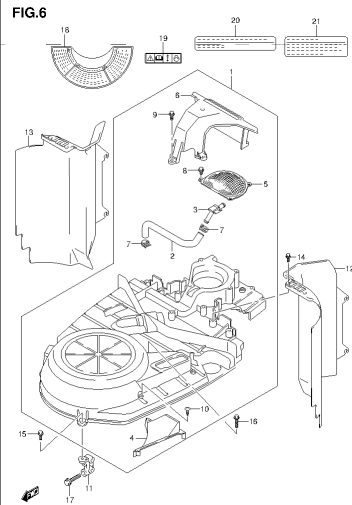
DF300A_E01_013_003
RING GEAR COVER



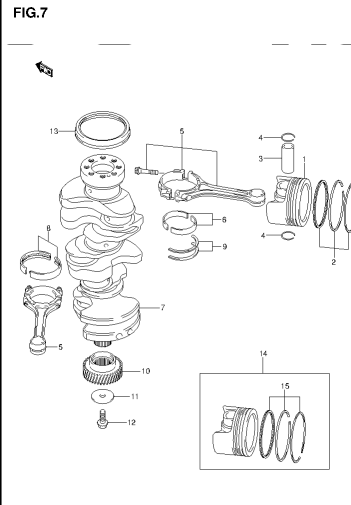
DF300A_E01_013_004
RING GEAR COVER



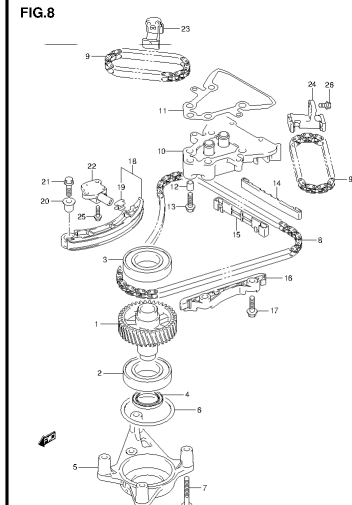
DF300A_E01_013_005
RING GEAR COVER



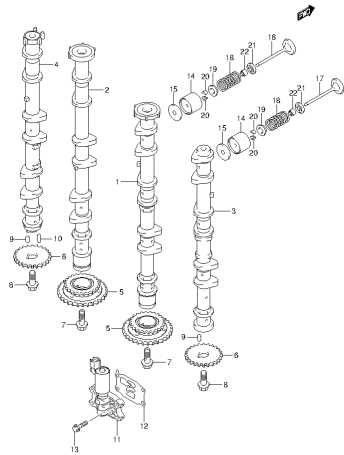
DF300A_E01_013_006
RING GEAR COVER



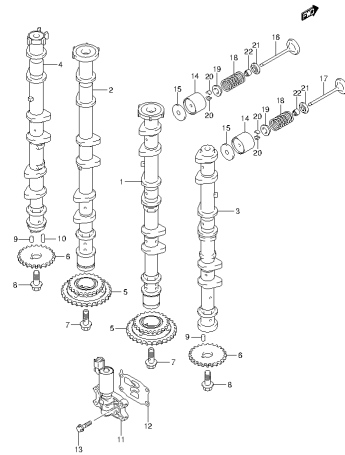
DF300A_E01_013_007
CRANKSHAFT



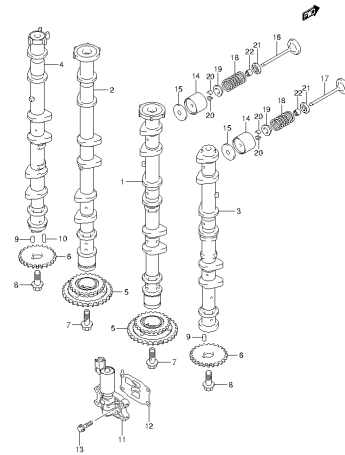
DF300A_E01_013_008
TIMING CHAIN

FIG.9

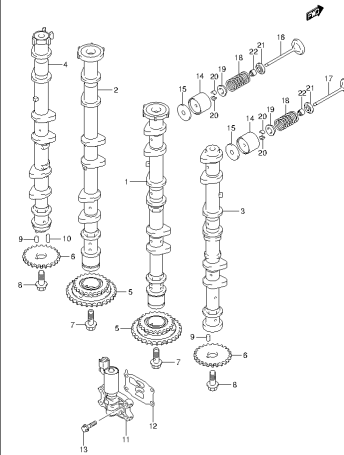
DF300A_E01_013_009
CAMSHAFT

FIG.10

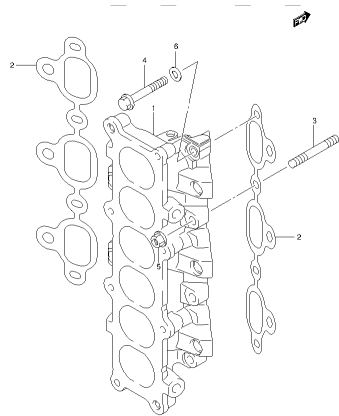
DF300A_E01_013_010
CAMSHAFT

FIG.11

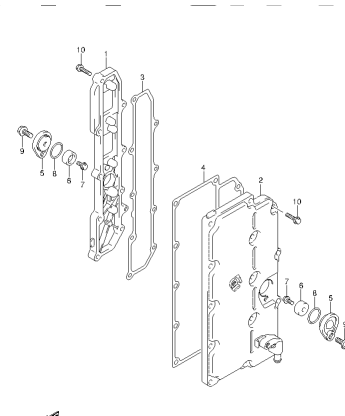
DF300A_E01_013_011
CAMSHAFT

FIG.12

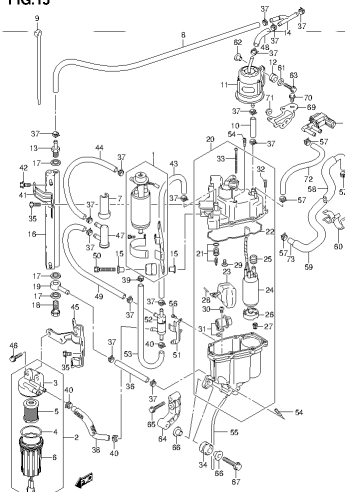
DF300A_E01_013_012
CAMSHAFT

FIG.13

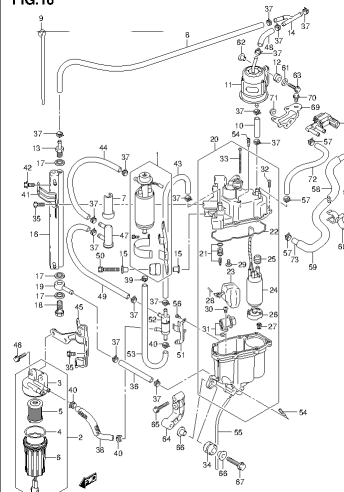
DF300A_E01_013_013
INTAKE MANIFOLD

FIG.14

DF300A_E01_013_014
EXHAUST COVER

FIG.15

DF300A_E01_013_015
FUEL PUMP / FUEL VAPOR SEPARATOR

FIG.16

DF300A_E01_013_016
FUEL PUMP / FUEL VAPOR SEPARATOR

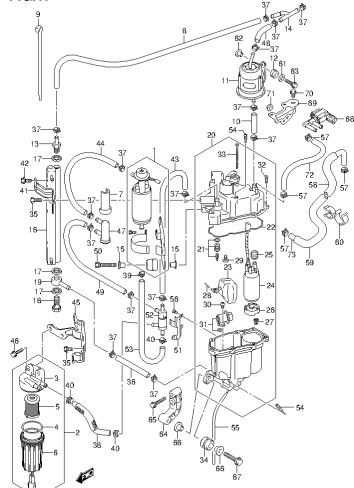
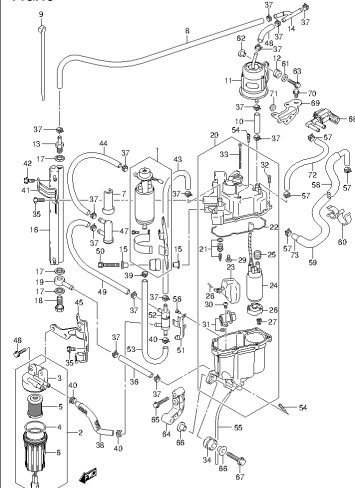
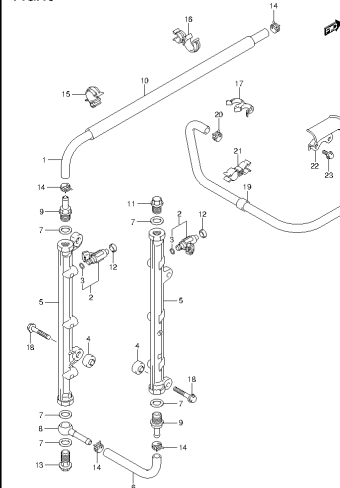
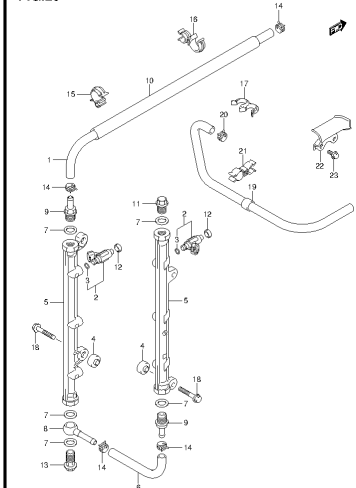
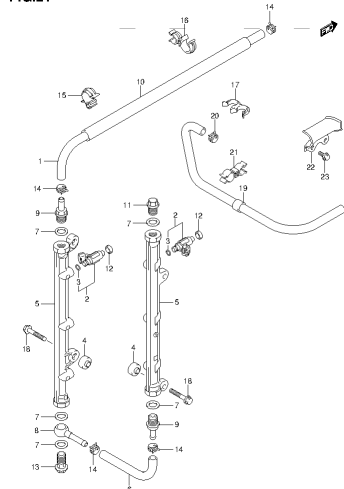
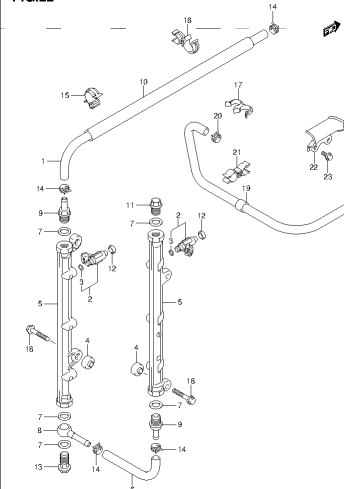
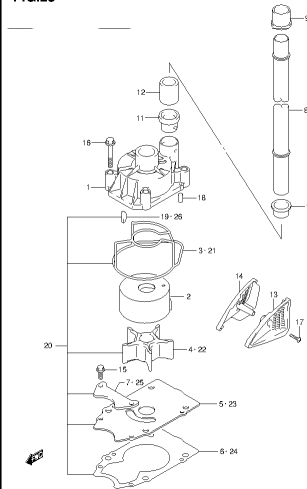
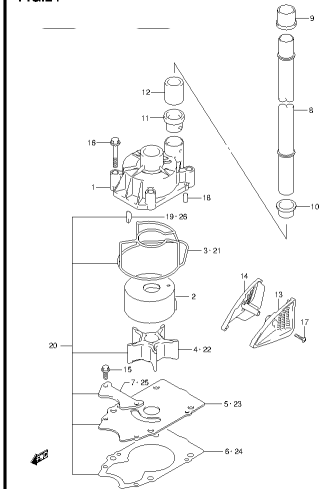
FIG.17DF300A_E01_013_017
FUEL PUMP / FUEL VAPOR SEPARATOR**FIG.18**DF300A_E01_013_018
FUEL PUMP / FUEL VAPOR SEPARATOR**FIG.19**DF300A_E01_013_019
FUEL INJECTOR**FIG.20**DF300A_E01_013_020
FUEL INJECTOR**FIG.21**DF300A_E01_013_021
FUEL INJECTOR**FIG.22**DF300A_E01_013_022
FUEL INJECTOR**FIG.23**DF300A_E01_013_023
WATER PUMP**FIG.24**DF300A_E01_013_024
WATER PUMP

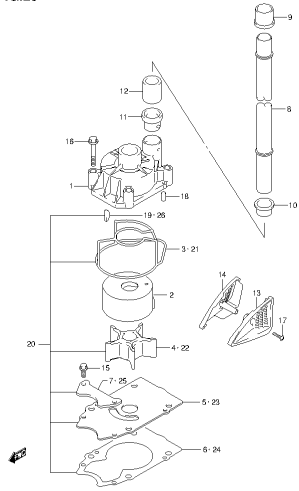
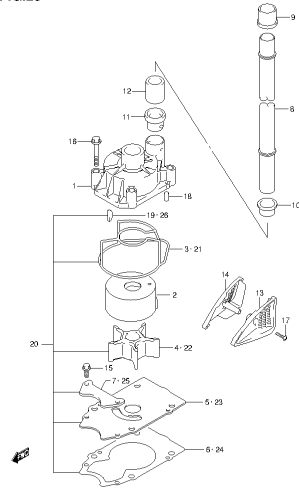
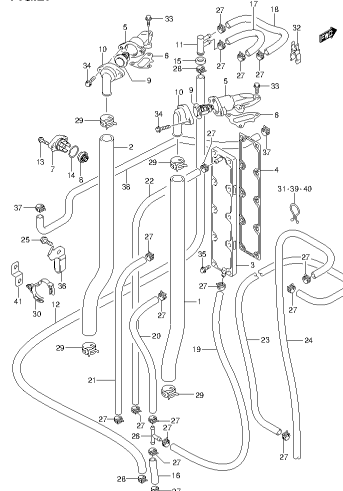
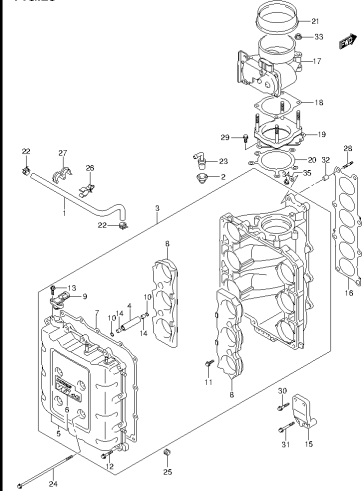
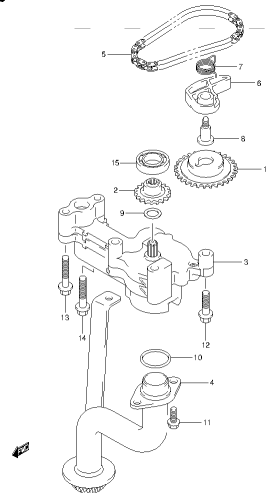
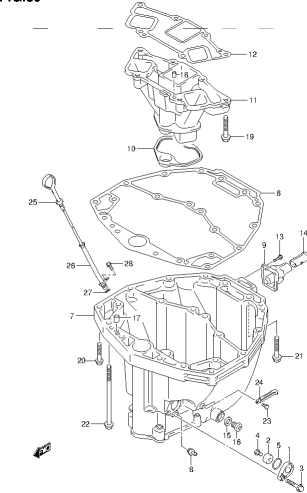
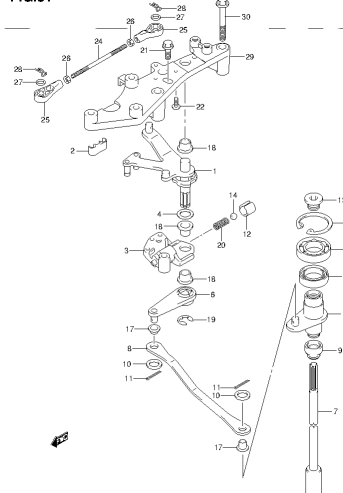
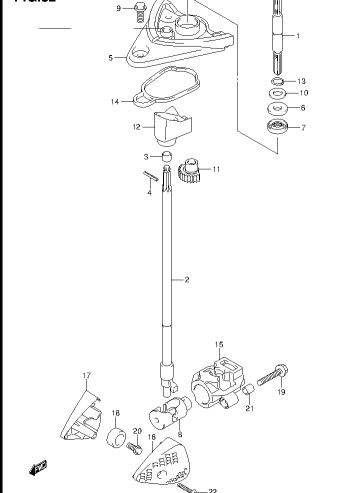
FIG.25DF300A_E01_013_085
WATER PUMP**FIG.26**DF300A_E01_013_085
WATER PUMP**FIG.27**DF300A_E01_013_087
THERMOCUPLE**FIG.28**DF300A_E01_013_088
THROTTLE BODY**FIG.29**DF300A_E01_013_029
OIL PUMP**FIG.30**DF300A_E01_013_030
OIL PAN**FIG.31**DF300A_E01_013_031
CLUTCH SHAFT**FIG.32**DF300A_E01_013_032
CLUTCH FORK

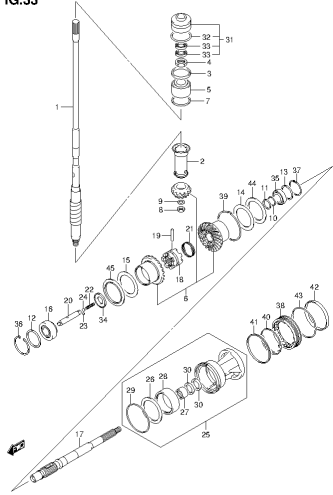
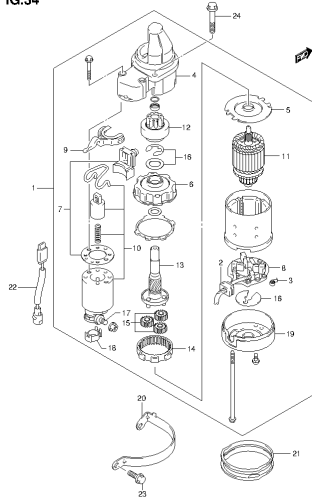
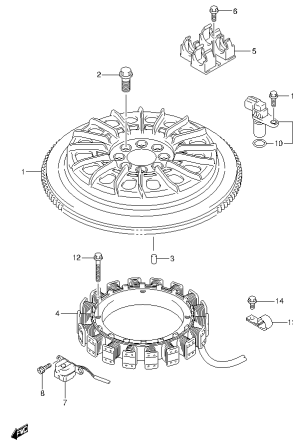
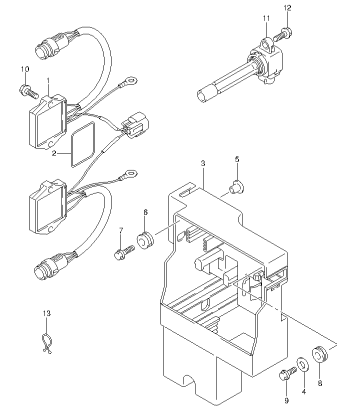
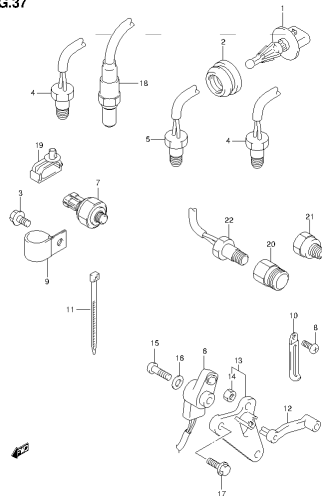
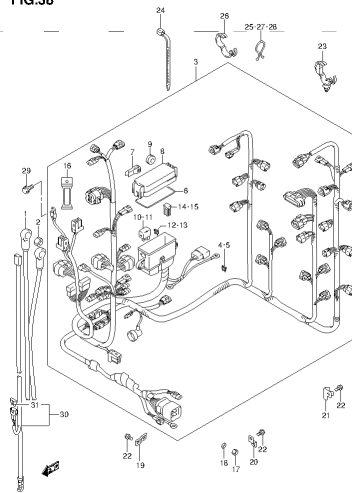
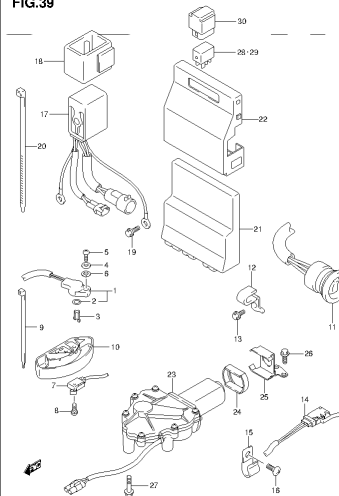
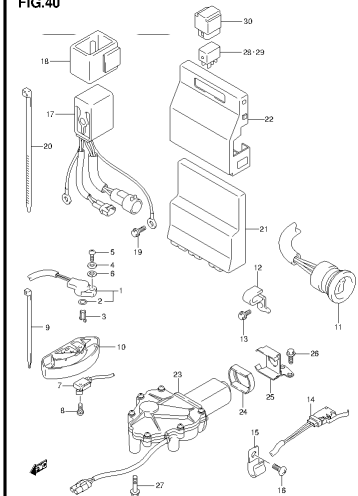
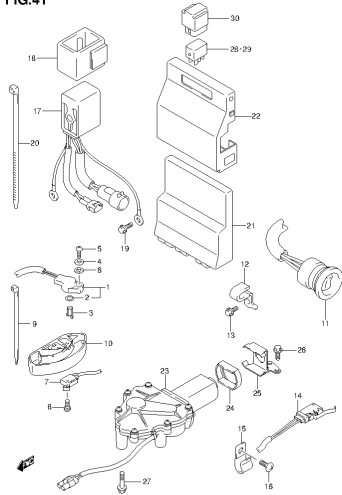
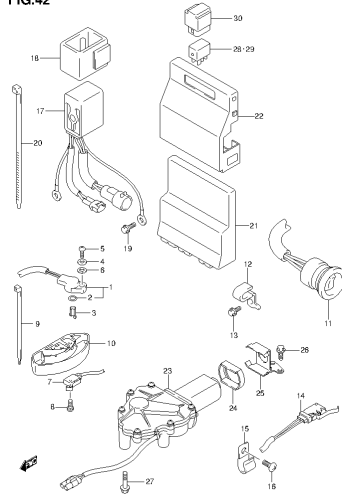
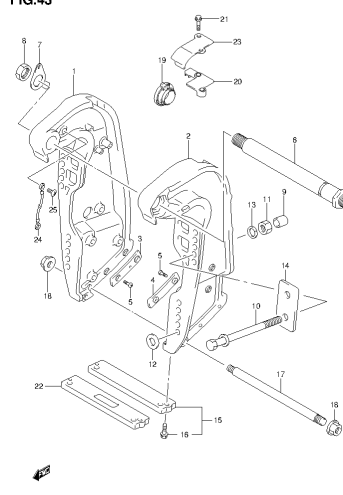
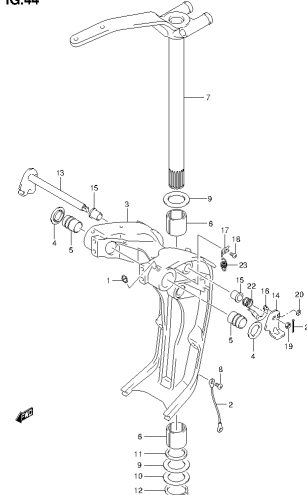
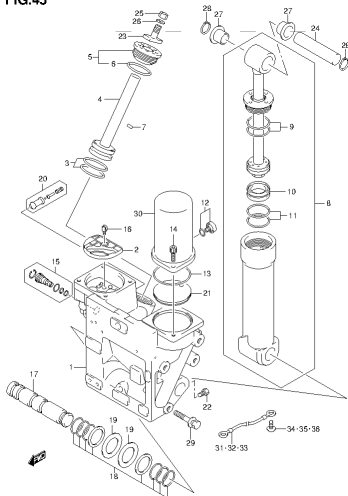
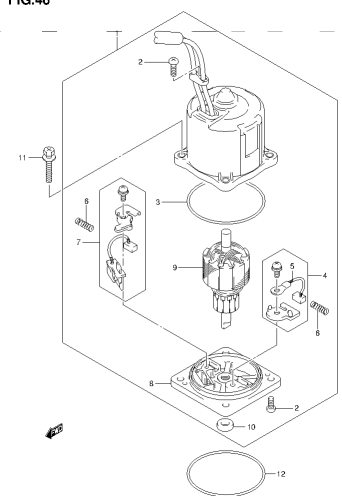
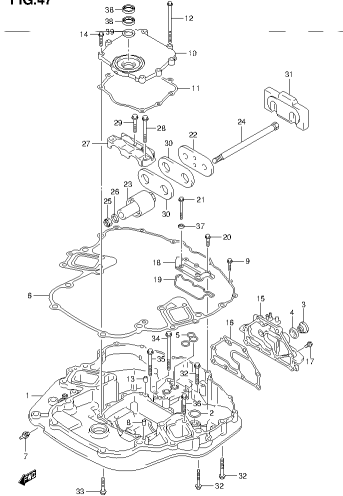
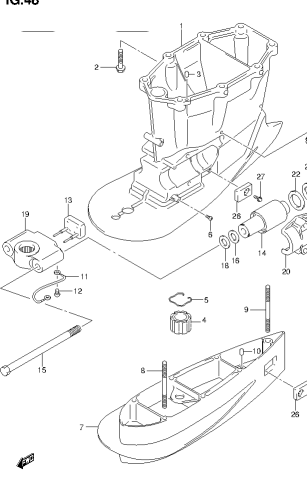
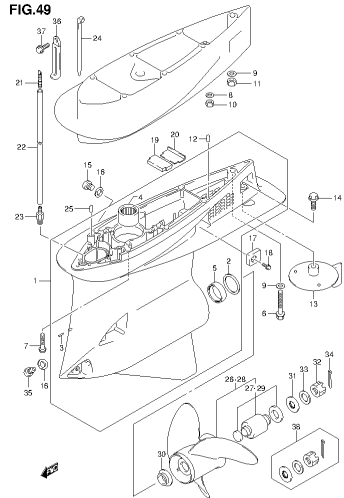
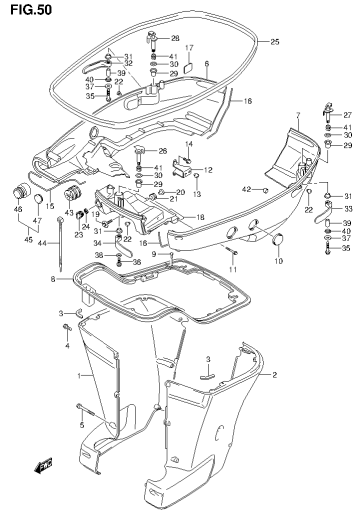
FIG.33DF300A_E01_013_093
TRANSMISSION**FIG.34**DF300A_E01_013_094
STARTING MOTOR**FIG.35**DF300A_E01_013_095
MAGNETO**FIG.36**DF300A_E01_013_096
RECTIFIER /IGNITION COIL**FIG.37**DF300A_E01_013_097
SENSOR**FIG.38**DF300A_E01_013_098
HARNES**FIG.39**DF300A_E01_013_099
PTT SWITCH /ENGINE CONTROL UNIT**FIG.40**DF300A_E01_013_040
PTT SWITCH /ENGINE CONTROL UNIT

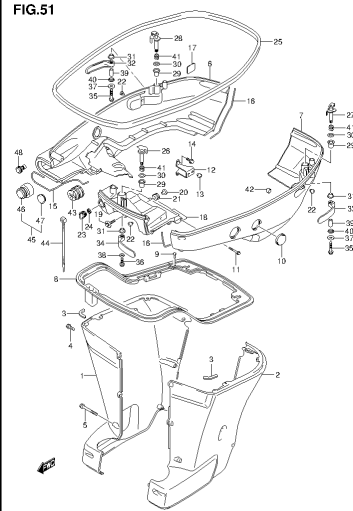
FIG.41DF300A_E01_013_041
PTT SWITCH-ENGINE CONTROL UNIT**FIG.42**DF300A_E01_013_042
PTT SWITCH-ENGINE CONTROL UNIT**FIG.43**DF300A_E01_013_043
CLAMP BRACKET**FIG.44**DF300A_E01_013_044
SWIVEL BRACKET**FIG.45**DF300A_E01_013_045
TRIM CYLINDER**FIG.46**DF300A_E01_013_046
PTT MOTOR**FIG.47**DF300A_E01_013_047
ENGINE HOLDER**FIG.48**DF300A_E01_013_048
DRIVE SHAFT HOUSING



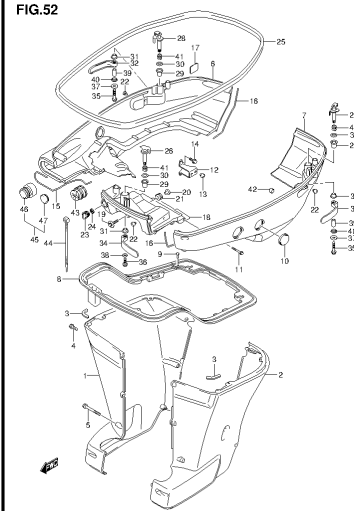
DF300A_E01_L013_049
GEAR CASE



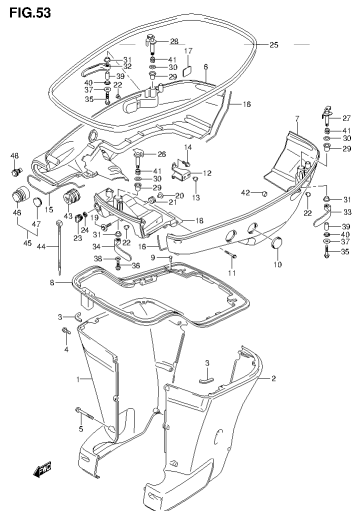
DF300A_E01_L013_050
SIDE COVER



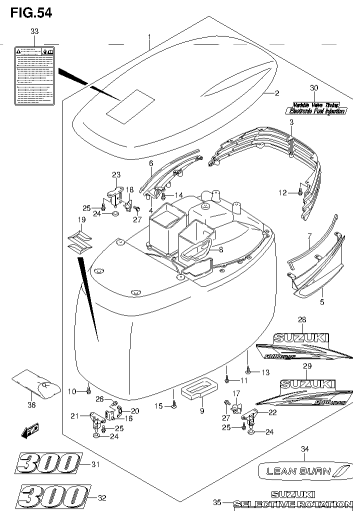
DF300A_E01_L013_051
SIDE COVER



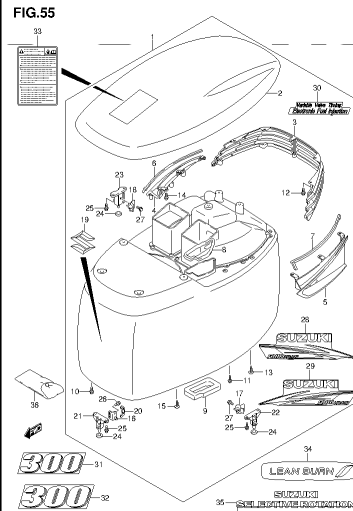
DF300A_E01_L013_052
SIDE COVER



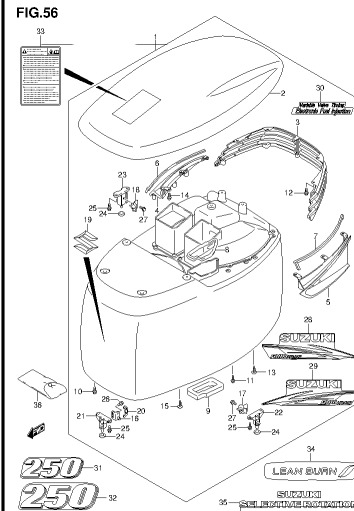
DF300A_E01_L013_053
SIDE COVER



DF300A_E01_L013_054
ENGINE COVER

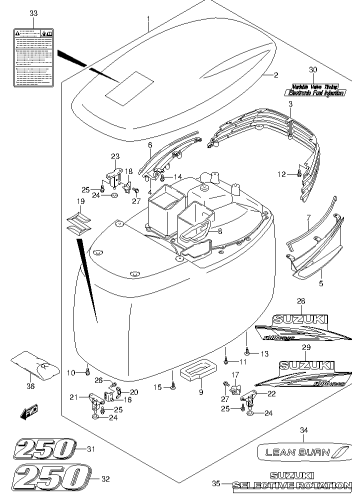


DF300A_E01_L013_055
ENGINE COVER



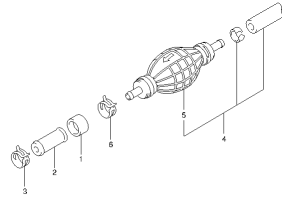
DF300A_E01_L013_056
ENGINE COVER

FIG.57



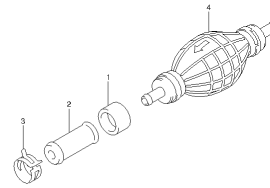
DF300A_E01_013_067
ENGINE COVER

FIG.58



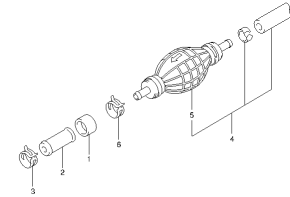
DF300A_E01_013_068
FUEL HOSE

FIG.59



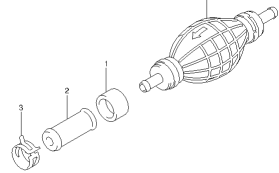
DF300A_E01_013_069
FUEL HOSE

FIG.60



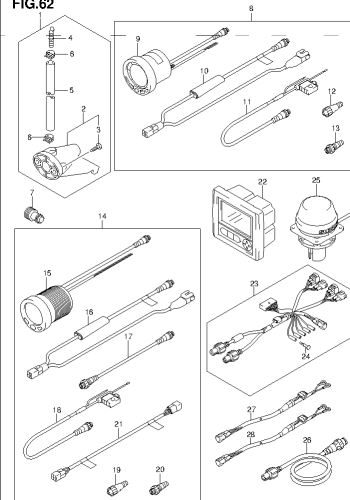
DF300A_E01_013_080
FUEL HOSE

FIG.61



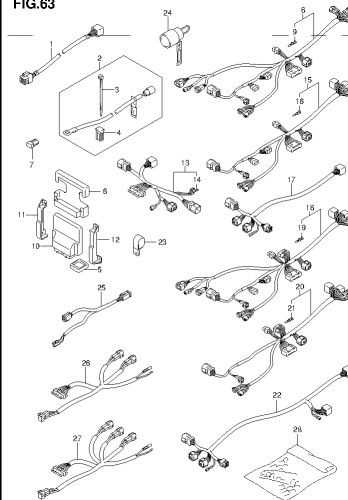
DF300A_E01_013_061
FUEL HOSE

FIG.62



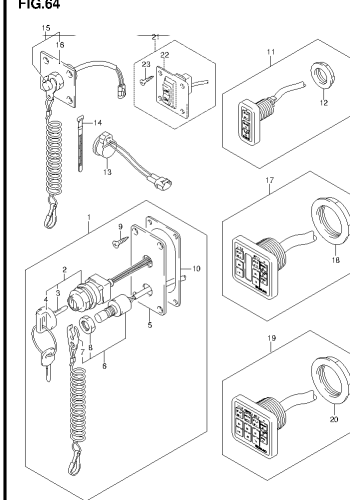
DF300A_E01_013_062
OPT.METER

FIG.63



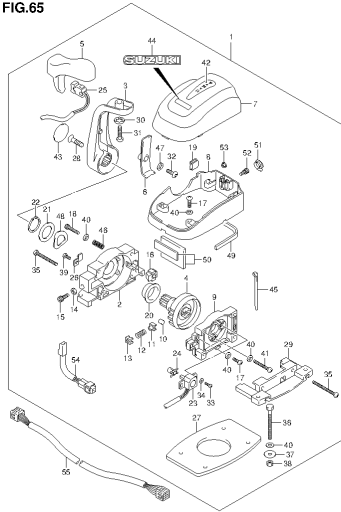
DF300A_E01_013_063
OPT.HARNES

FIG.64



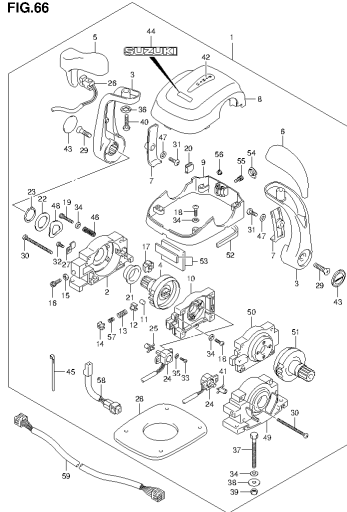
DF300A_E01_013_064
OPT.SWITCH

FIG.65



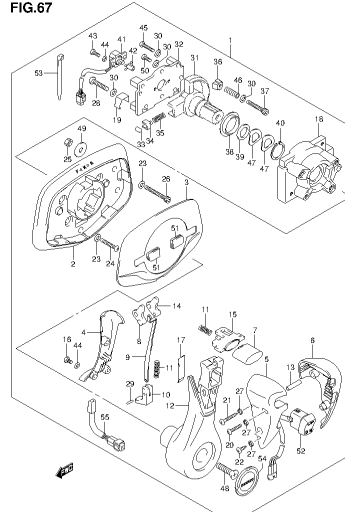
DF300A_E01_013_065
OPT.TOP MOUNT SINGLE

FIG.66



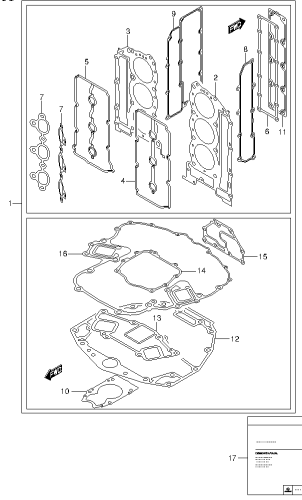
DF300A_E01_013_066
OPT.TOP MOUNT DUAL

FIG.67



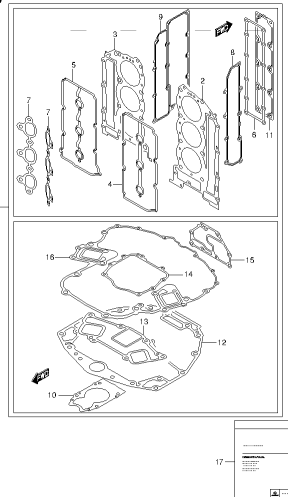
DF300A_E01_013_067
OPT.FLUSH MOUNT REMOCON

FIG.68



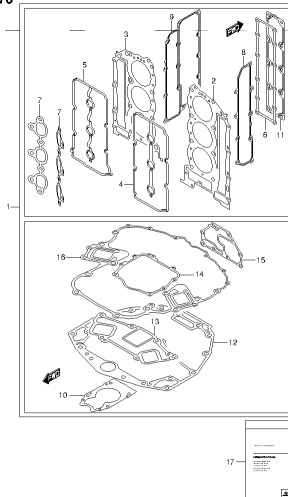
DF300A_E01_013_068
OPT.GASNET SET

FIG.69



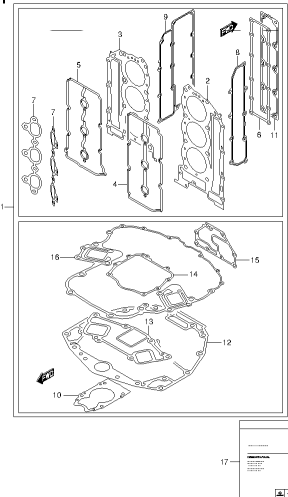
DF300A_E01_013_069
OPT.GASNET SET

FIG.70



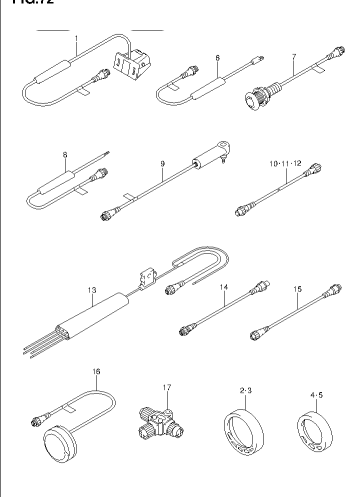
DF300A_E01_013_070
OPT.GASNET SET

FIG.71



DF300A_E01_013_071
OPT.GASNET SET

FIG.72



DF300A_E01_013_072
OPT.LOWRANGE GAUGE

FIG.1

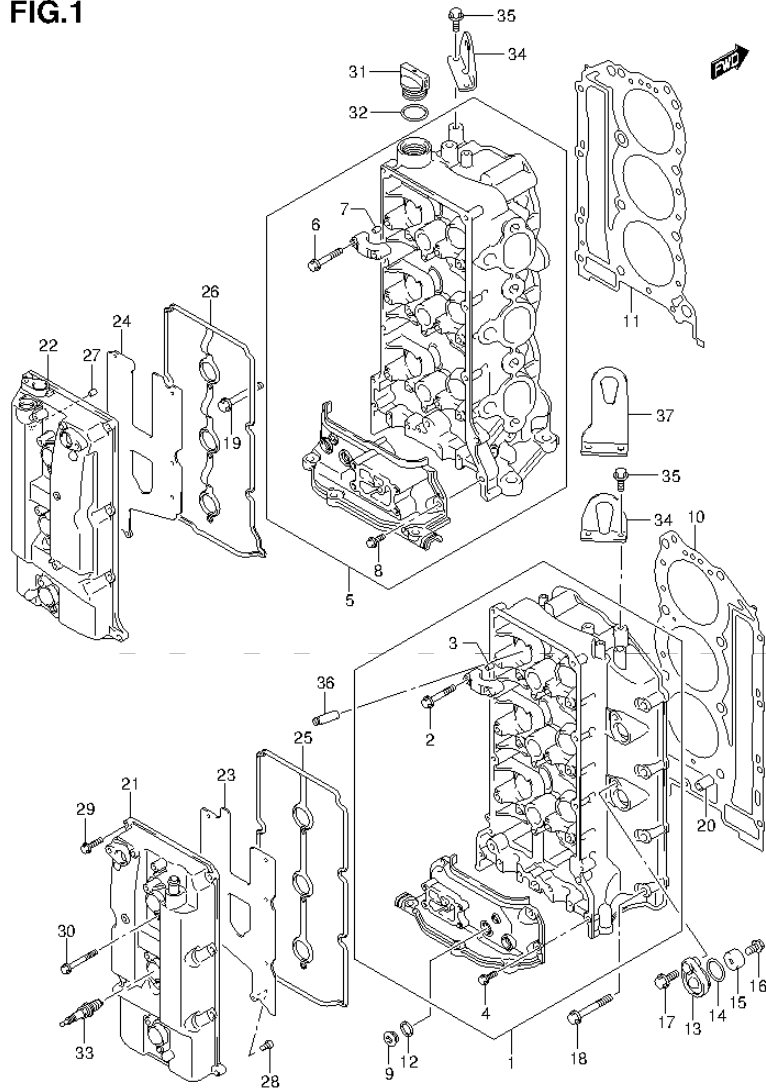


FIG.1 (1-B-2) CYLINDER HEAD

REF NO.	PART NO.	DESCRIPTION	Q'TY	REMARKS
1	11101-98J03	HEAD ASSY, CYLINDER STBD	1	
2	11128-90J00	.BOLT, CAM SHAFT HOUSING	16	
3	09206-08001	.PIN (8X11)	14	
4	01550-06207	.BOLT	4	
5	11103-98J03	HEAD ASSY, CYLINDER PORT	1	
6	11128-90J00	.BOLT, CAM SHAFT HOUSING	16	
7	09206-08001	.PIN (8X11)	14	
8	01550-06207	.BOLT	2	
9	11116-93J01	PLUG	4	
10	11141-98J10	GASKET, CYL HEAD STBD	1	
11	11142-98J10	GASKET, CYL HEAD PORT	1	
12	09168-16009	GASKET (16X22X0.8)	4	
13	11261-93J00	COVER, PROTECTION ANODE	4	
14	09280-22019	O RING (D:1.9,ID:21.8)	4	
15	55321-87J00	ANODE, PROTECTION	4	
16	09103-06281	BOLT (6X14)	4	
17	01550-08207	BOLT	4	
18	01550-08607	BOLT	5	
19	01550-08607	BOLT	4	
20	09206-14004	PIN (14X11.4X23)	4	
21	11170-93J01	COVER, CYL HEAD STBD	1	
22	11180-98J01	COVER, CYLINDER HEAD PORT	1	
23	11173-93J00	PLATE, BREATHER STBD	1	
24	11183-93J00	PLATE, BREATHER PORT	1	
25	11179-93J00	GASKET, CYL HEAD COVER STBD	1	
26	11189-93J00	GASKET, CYL HEAD COVER PORT	1	
27	09206-08001	PIN (8X11)	1	
28	02112-0612A	SCREW	14	
29	01547-06257	BOLT	16	
30	01547-06507	BOLT	6	
31	11382-93J00	CAP, OIL FILLER	1	
32	09280-26006	O RING (D:3.1,ID:26.4)	1	
33	09482-00427	SPARK PLUG (NGK, BKR6E)	6	
34	11291-93J00	HOOK, ENGINE	2	

FIG.1

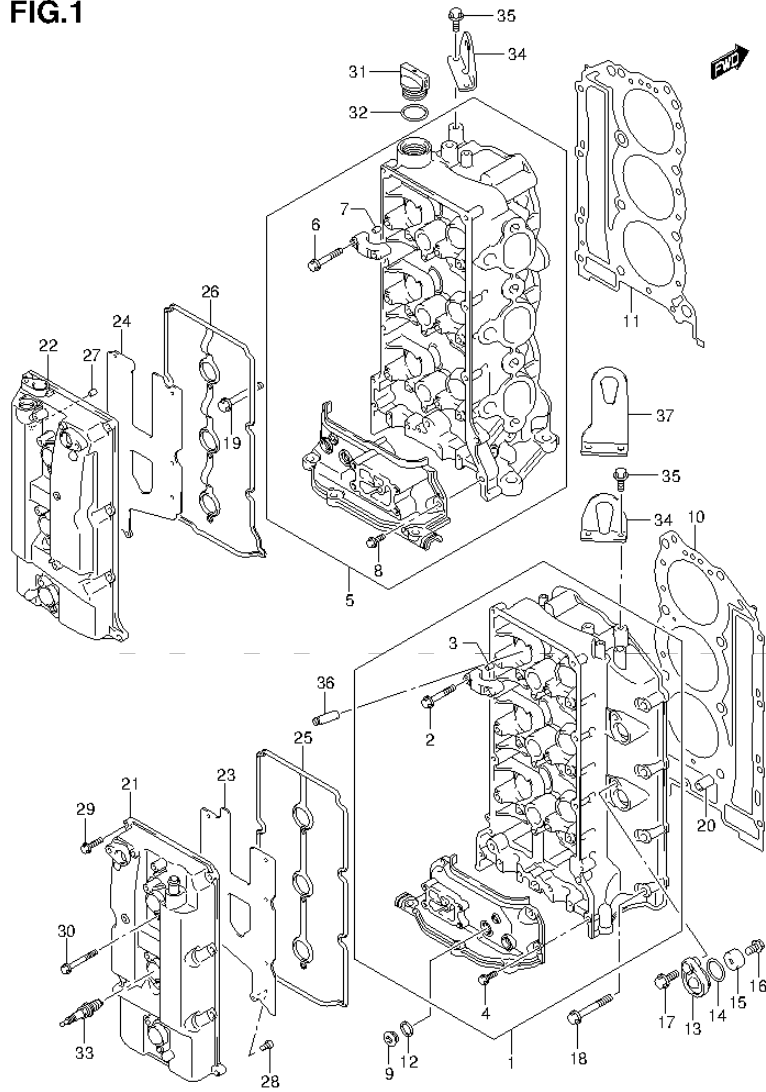


FIG.1 (1-B-3) CYLINDER HEAD

REF NO.	PART NO.	DESCRIPTION	Q'TY	REMARKS
35	01550-08207	BOLT	4	
36	11115-93J10-001	GUIDE, VALVE (OS:0.5)	24	OPT
37	11291-98J00	HOOK, ENGINE	1	OPT

FIG.2

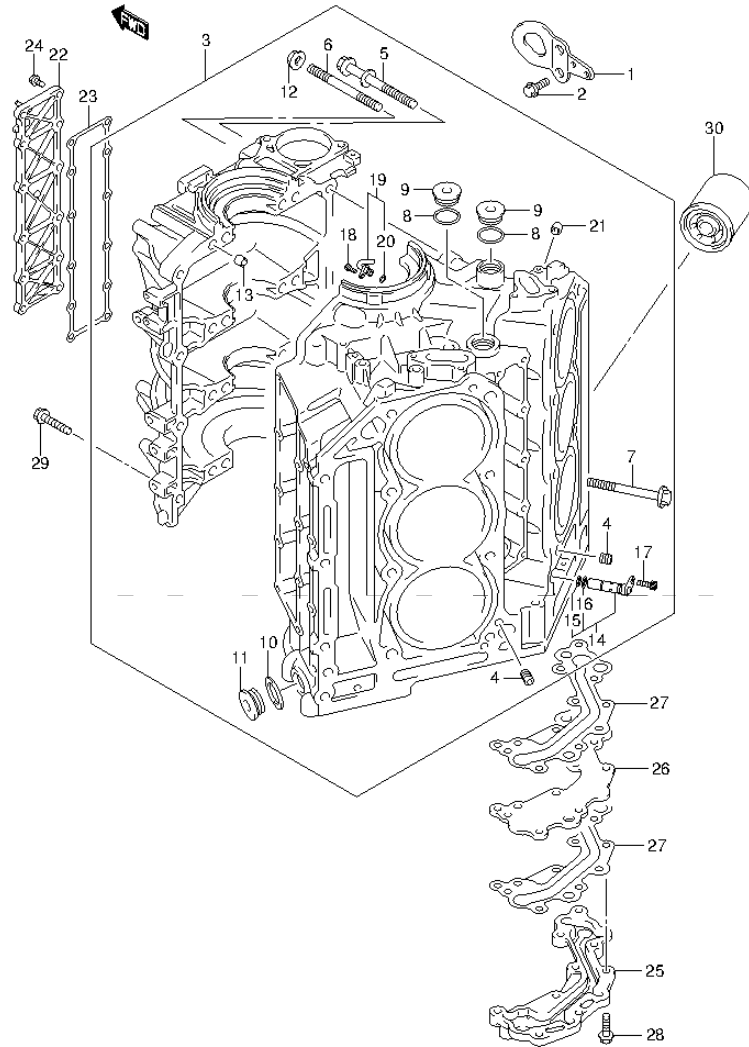


FIG.2 (1-B-4) CYLINDER BLOCK

REF NO.	PART NO.	DESCRIPTION	Q'TY	REMARKS
1	11293-98J00	HOOK, ENGINE FRONT	1	
2	01550-08207	BOLT	2	
3	11301-98J30	BLOCK SET, CYLINDER	1	
4	11112-93J00	.PLUG, OIL VENTURI	2	
5	11117-93J10	.BOLT, CRANKCASE	12	
6	11117-98J10	.BOLT, CRANKCASE STUD	4	
7	11119-93J00	.BOLT, CYLINDER HEAD	16	
8	11217-85FA0	.GASKET, M26 PLUG	3	
9	09248-26001	.PLUG (26X11)	3	
10	09160-18031	.WASHER (18.5X28X2.6)	2	
11	09248-18006	.PLUG (18X8)	2	
12	09159-10116	.NUT	4	
13	09206-13019	.PIN (10.4X13X16)	5	
14	16700-93J00	.VALVE, PISTON JET	1	
15	09280-10009	.O RING (D:1.3,ID:9.8)	1	
16	09280-10016	.O RING (D:1.9,ID:9.8)	1	
17	07130-0616A	.BOLT	1	
18	07130-0510A	.BOLT	6	
19	11390-98J00	.JET, PISTON COOLING	6	
20	09280-06005	.O RING (D:1.9,ID:5.7)	6	
21	09246-05006	.PLUG	1	
22	11330-93J01	COVER, CRANKCASE WTR JKT	1	
23	11332-93J00	GASKET, CRANKCASE WTR JKT COV	1	
24	01550-06207	BOLT	12	
25	16430-93J00	COVER, OIL GALLERY	1	
26	16431-93J00	PLATE, OIL GALLERY	1	
27	16433-93J00	GASKET, OIL GALLERY	2	
28	01550-0835A	BOLT	9	
29	01550-08457	BOLT	8	
30	16510-96J00	FILTER ASSY, OIL	1	

FIG.3

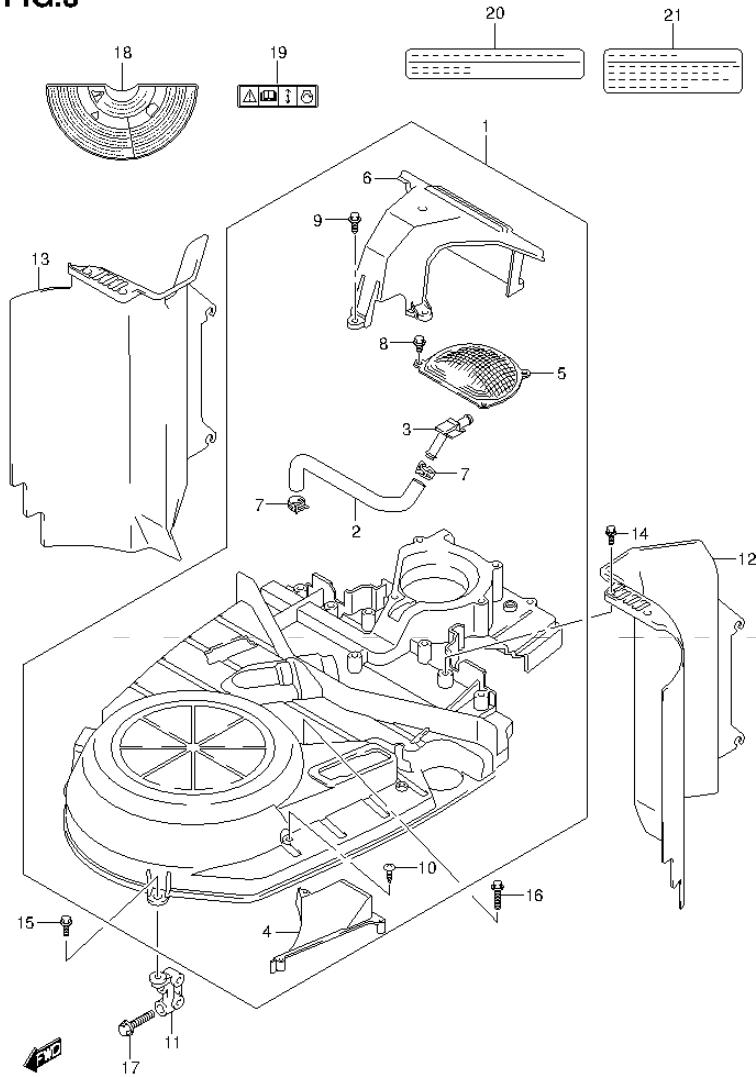


FIG.3 (1-B-5) RING GEAR COVER (DF300A E1)

REF NO.	PART NO.	DESCRIPTION	Q'TY	REMARKS
1	11510-98J02	COVER, RING GEAR	1	
2	11174-98J00	.HOSE, BREATHER	1	
3	11176-98J00	.UNION, BREATHER	1	
4	11514-98J00	.PLATE, RING GEAR COVER	1	
5	13710-98J00	.ARRESTER, FLAME	1	
6	13811-98J00	.SILENCER, UPPER COVER	1	
7	09401-18410	.CLIP	2	
8	01550-06127	.BOLT	4	
9	01550-06207	.BOLT	5	
10	11517-98J00	.SCREW	3	
11	11515-93J00	BRACE, RING GEAR COVER	1	
12	13841-98J10	GUARD, AIR DUCT STBD	1	
13	13851-98J10	GUARD, AIR DUCT PORT	1	
14	01550-06207	BOLT	4	
15	01550-06207	BOLT	2	
16	01550-06407	BOLT	1	
17	01550-08357	BOLT	2	
18	61472-93E40	LABEL, MAG COVER	1	
19	69711-93E10	LABEL (S.I.G.P)	1	
20	61493-93J00	LABEL, CLEARANCE	1	
21	61494-96J00	LABEL, OIL	1	

FIG.4

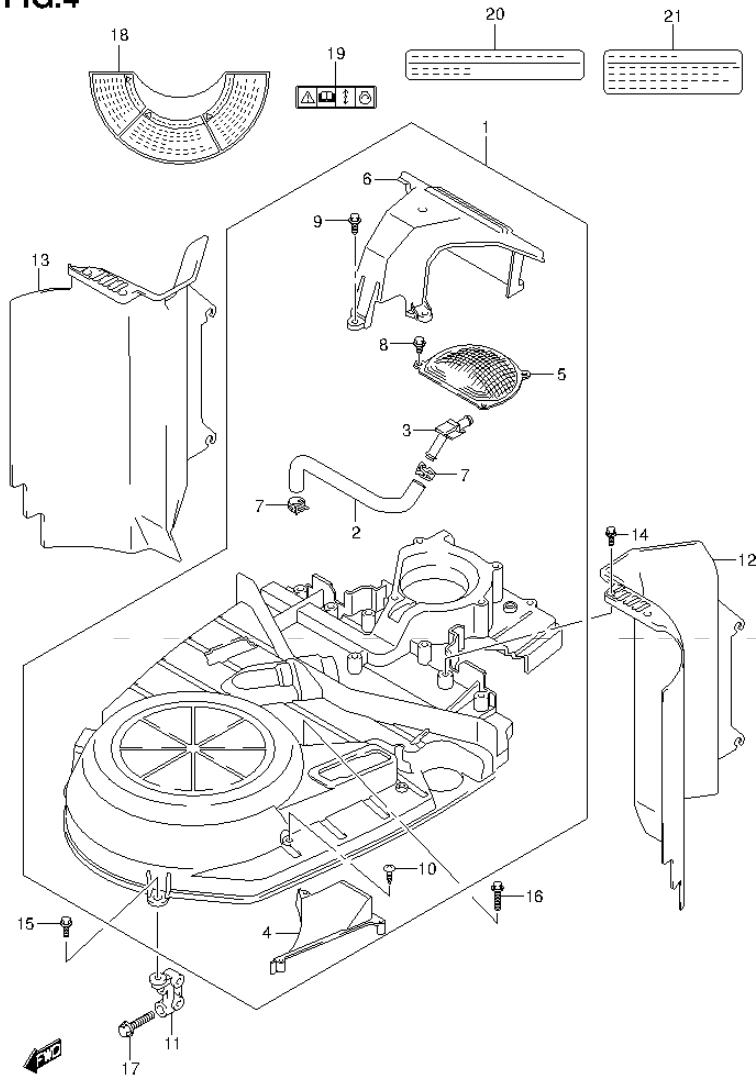


FIG.4 (1-B-6) RING GEAR COVER (DF300A E40)

REF NO.	PART NO.	DESCRIPTION	Q'TY	REMARKS
1	11510-98J02	COVER, RING GEAR	1	
2	11174-98J00	.HOSE, BREATHER	1	
3	11176-98J00	.UNION, BREATHER	1	
4	11514-98J00	.PLATE, RING GEAR COVER	1	
5	13710-98J00	.ARRESTER, FLAME	1	
6	13811-98J00	.SILENCER, UPPER COVER	1	
7	09401-18410	.CLIP	2	
8	01550-06127	.BOLT	4	
9	01550-06207	.BOLT	5	
10	11517-98J00	.SCREW	3	
11	11515-93J00	BRACE, RING GEAR COVER	1	
12	13841-98J10	GUARD, AIR DUCT STBD	1	
13	13851-98J10	GUARD, AIR DUCT PORT	1	
14	01550-06207	BOLT	4	
15	01550-06207	BOLT	2	
16	01550-06407	BOLT	1	
17	01550-08357	BOLT	2	
18	61472-93E32	LABEL, MAG COVER	1	
19	69711-93E10	LABEL (S.I.G.P)	1	
20	61493-93J00	LABEL, CLEARANCE	1	
21	61494-96J00	LABEL, OIL	1	

FIG.5

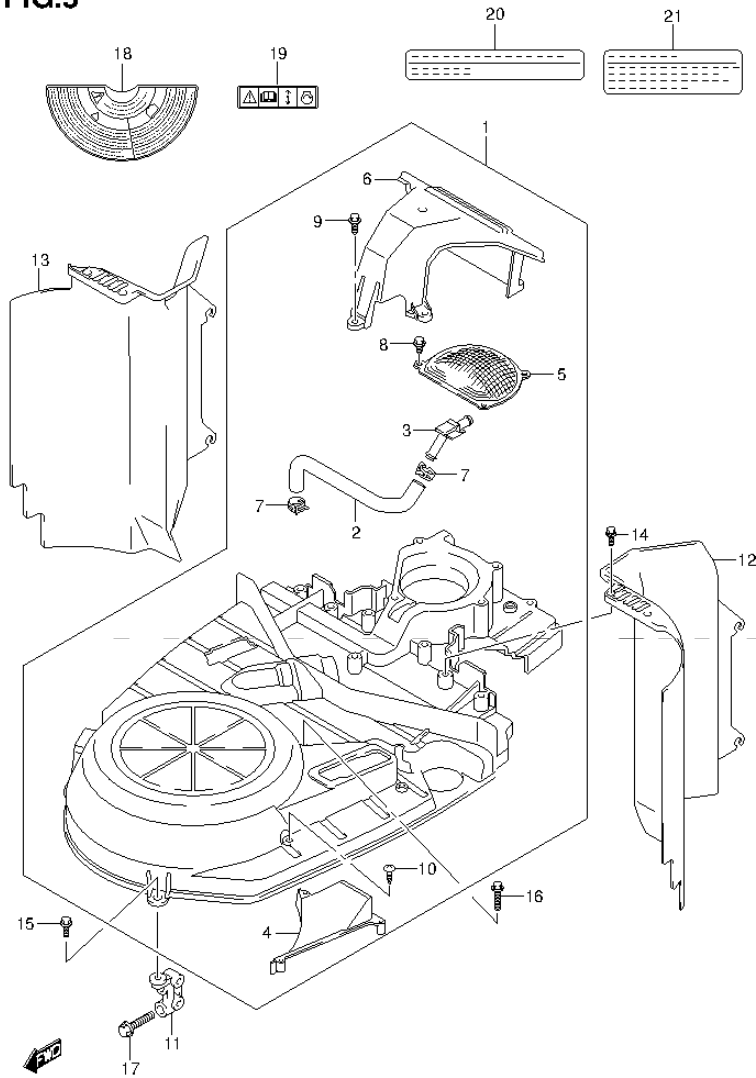


FIG.5 (1-B-7) RING GEAR COVER (DF250A E1)

REF NO.	PART NO.	DESCRIPTION	Q'TY	REMARKS
1	11510-98J02	COVER, RING GEAR	1	
2	11174-98J00	.HOSE, BREATHER	1	
3	11176-98J00	.UNION, BREATHER	1	
4	11514-98J00	.PLATE, RING GEAR COVER	1	
5	13710-98J00	.ARRESTER, FLAME	1	
6	13811-98J00	.SILENCER, UPPER COVER	1	
7	09401-18410	.CLIP	2	
8	01550-06127	.BOLT	4	
9	01550-06207	.BOLT	5	
10	11517-98J00	.SCREW	3	
11	11515-93J00	BRACE, RING GEAR COVER	1	
12	13841-98J10	GUARD, AIR DUCT STBD	1	
13	13851-98J10	GUARD, AIR DUCT PORT	1	
14	01550-06207	BOLT	4	
15	01550-06207	BOLT	2	
16	01550-06407	BOLT	1	
17	01550-08357	BOLT	2	
18	61472-93E40	LABEL, MAG COVER	1	
19	69711-93E10	LABEL (S.I.G.P)	1	
20	61493-93J00	LABEL, CLEARANCE	1	
21	61494-96J00	LABEL, OIL	1	

FIG.6

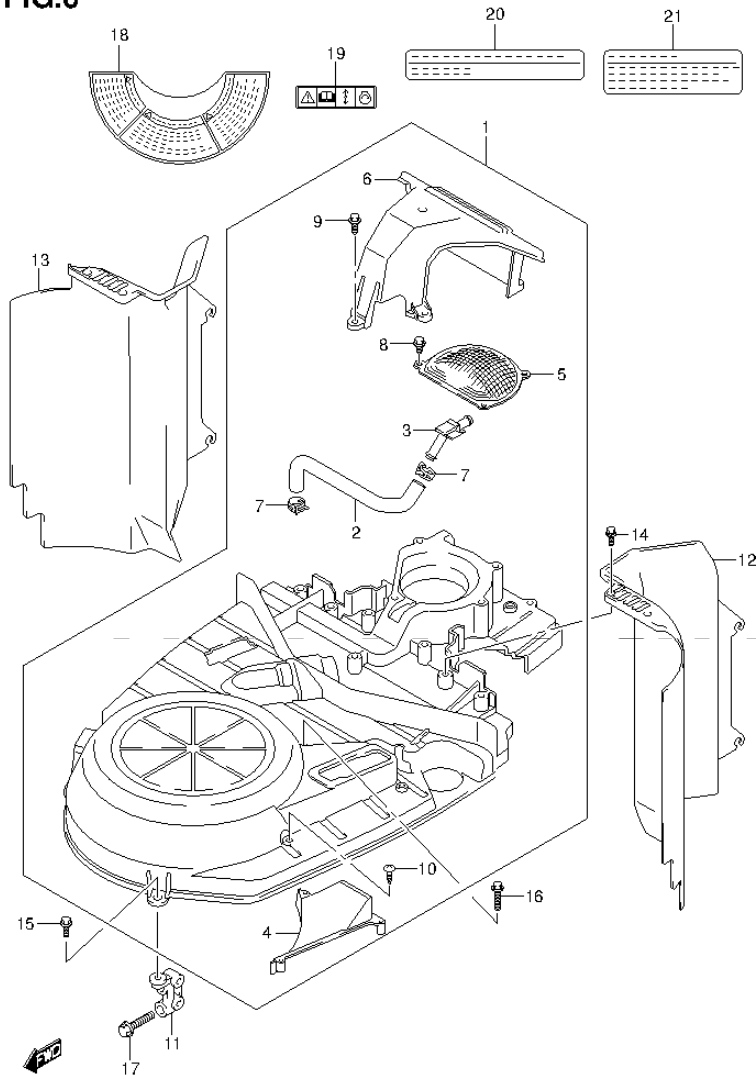


FIG.6 (1-B-8) RING GEAR COVER (DF250A E40)

REF NO.	PART NO.	DESCRIPTION	Q'TY	REMARKS
1	11510-98J02	COVER, RING GEAR	1	
2	11174-98J00	.HOSE, BREATHER	1	
3	11176-98J00	.UNION, BREATHER	1	
4	11514-98J00	.PLATE, RING GEAR COVER	1	
5	13710-98J00	.ARRESTER, FLAME	1	
6	13811-98J00	.SILENCER, UPPER COVER	1	
7	09401-18410	.CLIP	2	
8	01550-06127	.BOLT	4	
9	01550-06207	.BOLT	5	
10	11517-98J00	.SCREW	3	
11	11515-93J00	BRACE, RING GEAR COVER	1	
12	13841-98J10	GUARD, AIR DUCT STBD	1	
13	13851-98J10	GUARD, AIR DUCT PORT	1	
14	01550-06207	BOLT	4	
15	01550-06207	BOLT	2	
16	01550-06407	BOLT	1	
17	01550-08357	BOLT	2	
18	61472-93E32	LABEL, MAG COVER	1	
19	69711-93E10	LABEL (S.I.G.P)	1	
20	61493-93J00	LABEL, CLEARANCE	1	
21	61494-96J00	LABEL, OIL	1	

FIG.7

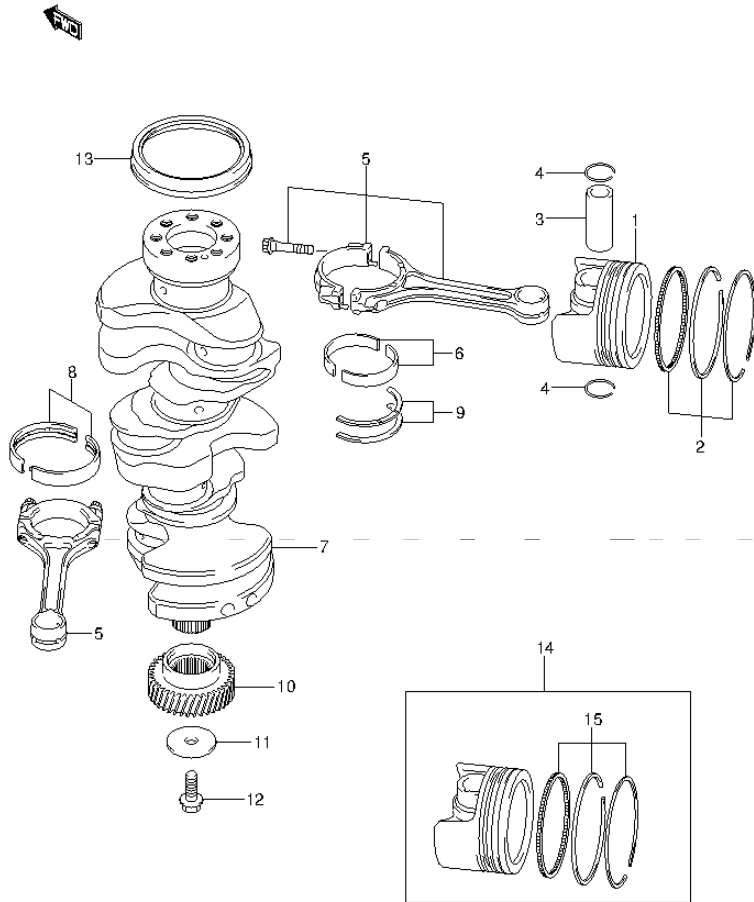


FIG.7 (1-B-9) CRANKSHAFT

REF NO.	PART NO.	DESCRIPTION	Q'TY	REMARKS
1	12111-98J00-0B0	PISTON	6	
2	12140-98J00	RING SET, PISTON	6	
3	12151-02F00	PIN, PISTON	6	
4	09381-22010	CIRCLIP	12	
5	12160-98J00	CONNROD ASSY	6	
6-1	12100-98810-0A0	BEARING SET, CONNROD (GREEN)	6	
6-2	12100-98810-025	BEARING SET, CONNROD (US:0.25)	6	OPT
7	12220-98J00	CRANKSHAFT	1	
8-1	12340-98J00-0A0	BEARING SET, CRANKSHAFT (BLACK)	4	
8-2	12340-98J00-0B0	BEARING SET, CRANKSHAFT (NON)	4	
8-3	12340-98J00-0C0	BEARING SET, CRANKSHAFT (YELLOW)	4	
8-4	12340-98J00-0D0	BEARING SET, CRANKSHAFT (BULE)	4	
8-5	12340-98J00-0E0	BEARING SET, CRANKSHAFT (PINK)	4	
8-6	12300-98810-0AA	BEARING SET, CRANKSHAFT (RED/BLACK)	4	OPT
8-7	12300-98810-0BA	BEARING SET, CRANKSHAFT (RED)	4	US:0.25
8-8	12300-98810-0CA	BEARING SET, CRANKSHAFT (RED/YELLOW)	4	OPT
8-9	12300-98810-0DA	BEARING SET, CRANKSHAFT (RED/BLUE)	4	US:0.25
8-10	12300-98810-0EA	BEARING SET, CRANKSHAFT (RED/PINK)	4	OPT
9-1	12300-98821	BEARING SET, CRANK THRUST	1	
9-2	12300-98821-012	BEARING SET, CRANK THRUST	1	OPT
10	12242-98J00	GEAR, DRIVE (NT:32)	1	OS:0.12
11	09160-10104	WASHER (10.5X50X3.2)	1	
12	01550-1025A	BOLT	1	
13	09283-91001	OIL SEAL (91X109X10)	1	
14	12100-98J00-050	PISTON SET (OS:0.50)	6	OPT
15	12140-98J00-050	.RING SET, PISTON (OS:0.50)	6	OPT

FIG.8

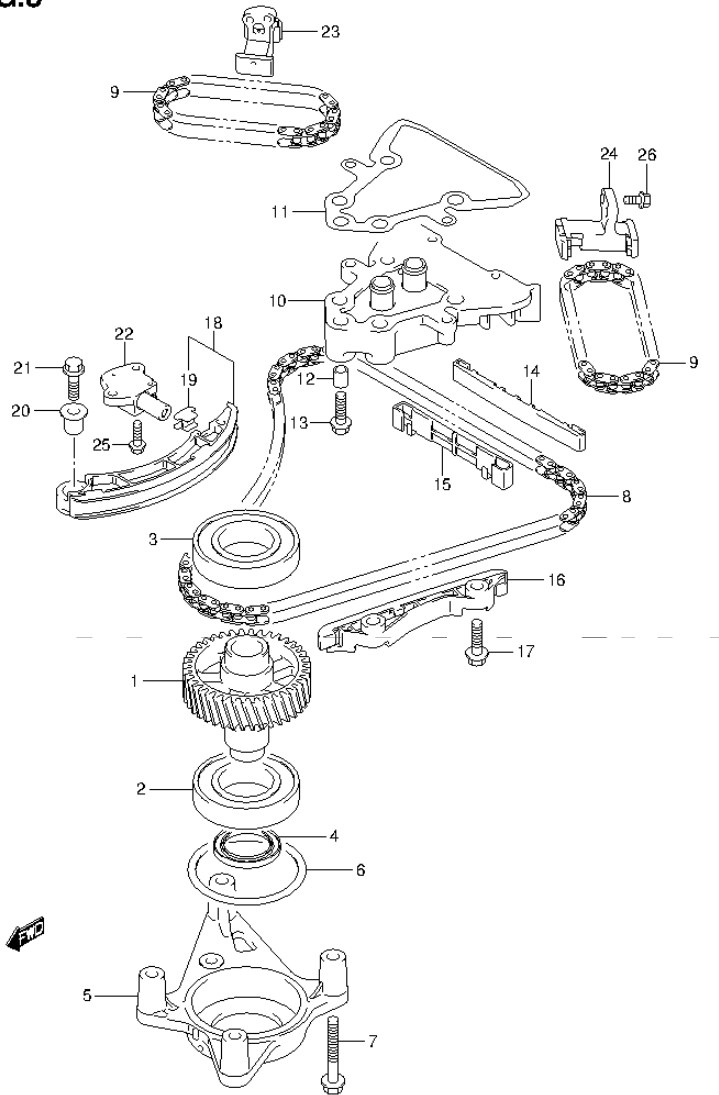


FIG.8 (1-B-10) TIMING CHAIN

REF NO.	PART NO.	DESCRIPTION	Q'TY	REMARKS
1	12730-98J00	GEAR, DRIVEN (NT:40)	1	
2	09262-40018	BEARING (40X80X18)	1	LOWER
3	09262-40017	BEARING (40X80X18)	1	UPPER
4	09283-32044	OIL SEAL (32X47X6)	1	
5	12734-93J00	HOLDER, DRIVEN GEAR	1	
6	09280-70012	O RING (D:5.7,ID:69.6)	1	
7	01550-0855A	BOLT	4	
8	12761-93J00	CHAIN, TIMING 1ST	1	
9	12762-93J00	CHAIN, TIMING 2ND	2	
10	12770-93J00	BASE, TIMING CHAIN GUIDE NO.1	1	
11	12778-93J00	GASKET, GUIDE BASE	1	
12	04211-13149	PIN	2	
13	01550-0830A	BOLT	2	
14	12771-93J00	SHOE, TIMING CHAIN UPPER	1	
15	12775-93J00	SHOE, TIMING CHAIN LOWER	1	
16	12772-93J00	GUIDE, TIMING CHAIN NO.2	1	
17	01550-0830A	BOLT	2	
18	12810-93J00	TENSIONER ASSY, TIMING CHAIN	1	
19	12813-73G00	.PAD, TIMING CHAIN TENSIONER	1	
20	12812-90J00	SPACER, TIMING CHAIN TENSIONER	1	
21	01550-0830A	BOLT	1	
22	12831-93J01	ADJUSTER ASSY, TENSIONER	1	
23	12832-93J00	TENSIONER ASSY, STBD	1	
24	12833-93J00	TENSIONER ASSY, PORT	1	
25	01550-0620A	BOLT	2	
26	01550-0620A	BOLT	4	

FIG.9

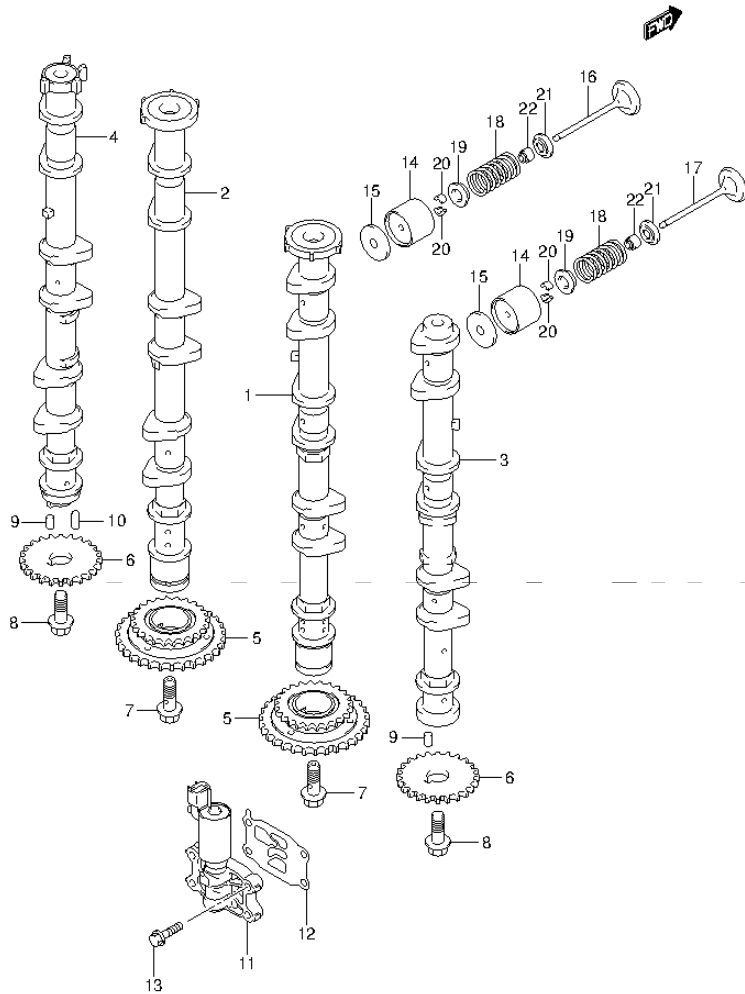


FIG.9 (1-B-11) CAMSHAFT (DF300A E1)

REF NO.	PART NO.	DESCRIPTION	Q'TY	REMARKS
1	12701-98J10	CAMSHAFT, INTAKE STBD	1	
2	12705-98J10	CAMSHAFT, INTAKE PORT	1	
3	12721-98J10	CAMSHAFT, EXH STBD	1	
4	12729-98J20	CAMSHAFT, EXH PORT	1	
5	12740-93J00	SPROCKET ASSY, CAM TIMING (NT:22/32)	2	
6	12748-93J00	SPROCKET, EXH CAMSHAFT (NT:22)	2	
7	12753-93J00	BOLT, INTAKE CAMSHAFT	2	
8	12749-93J00	BOLT, CAMSHAFT EXHAUST	2	
9	09202-05032	PIN (5X12)	3	
10	09261-05006	PIN (5X18)	1	
11	16550-93J00	VALVE, OIL CONTROL	2	
12	16555-93J00	GASKET, VALVE	2	
13	01550-06257	BOLT	8	
14	12891-93J00	TAPPET	24	
15-1	12892-93J00-218	SHIM, TAPPET (T:2.175)	AR	
15-2	12892-93J00-220	SHIM, TAPPET (T:2.200)	AR	
15-3	12892-93J00-223	SHIM, TAPPET (T:2.225)	AR	
15-4	12892-93J00-225	SHIM, TAPPET (T:2.250)	AR	
15-5	12892-93J00-228	SHIM, TAPPET (T:2.275)	AR	
15-6	12892-93J00-230	SHIM, TAPPET (T:2.300)	AR	
15-7	12892-93J00-233	SHIM, TAPPET (T:2.325)	AR	
15-8	12892-93J00-235	SHIM, TAPPET (T:2.350)	AR	
15-9	12892-93J00-238	SHIM, TAPPET (T:2.375)	AR	
15-10	12892-93J00-240	SHIM, TAPPET (T:2.400)	AR	
15-11	12892-93J00-243	SHIM, TAPPET (T:2.425)	AR	
15-12	12892-93J00-245	SHIM, TAPPET (T:2.450)	AR	
15-13	12892-93J00-248	SHIM, TAPPET (T:2.475)	AR	
15-14	12892-93J00-250	SHIM, TAPPET (T:2.500)	AR	
15-15	12892-93J00-253	SHIM, TAPPET (T:2.525)	AR	
15-16	12892-93J00-255	SHIM, TAPPET (T:2.550)	AR	
15-17	12892-93J00-258	SHIM, TAPPET (T:2.575)	AR	
15-18	12892-93J00-260	SHIM, TAPPET (T:2.600)	AR	
15-19	12892-93J00-263	SHIM, TAPPET (T:2.625)	AR	

FIG.9

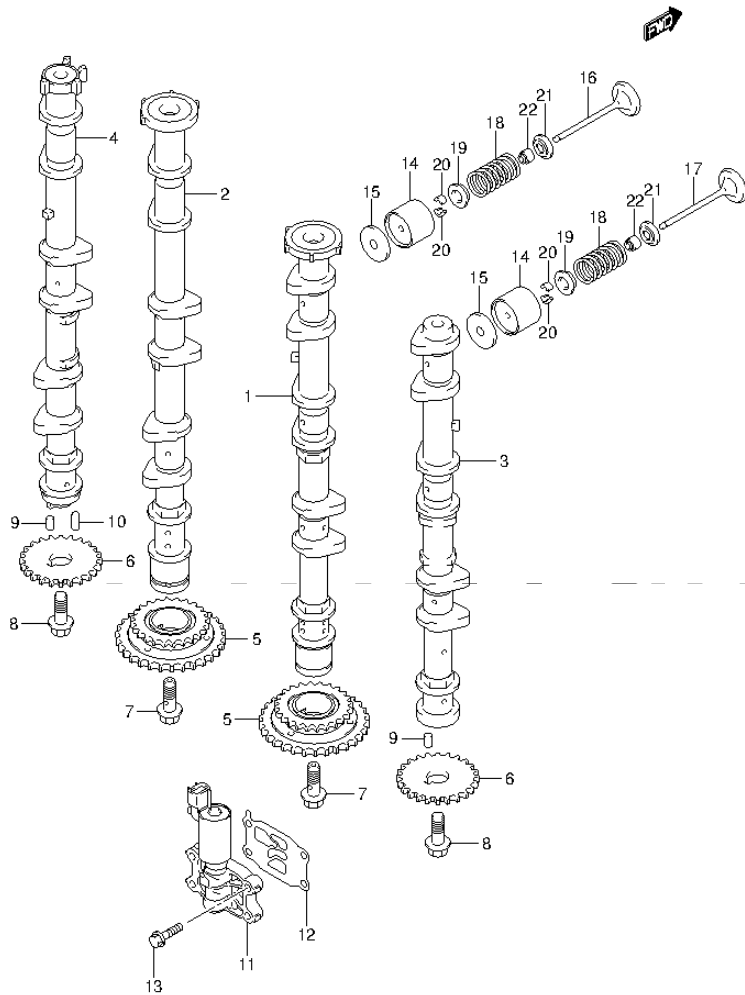


FIG.9 (1-B-12) CAMSHAFT (DF300A E1)

REF NO.	PART NO.	DESCRIPTION	Q'TY	REMARKS
15-20	12892-93J00-265	SHIM, TAPPET (T:2.650)	AR	
15-21	12892-93J00-268	SHIM, TAPPET (T:2.675)	AR	
15-22	12892-93J00-270	SHIM, TAPPET (T:2.700)	AR	
15-23	12892-93J00-273	SHIM, TAPPET (T:2.725)	AR	
15-24	12892-93J00-275	SHIM, TAPPET (T:2.750)	AR	
15-25	12892-93J00-278	SHIM, TAPPET (T:2.775)	AR	
15-26	12892-93J00-280	SHIM, TAPPET (T:2.800)	AR	
15-27	12892-93J00-283	SHIM, TAPPET (T:2.825)	AR	
15-28	12892-93J00-285	SHIM, TAPPET (T:2.850)	AR	
15-29	12892-93J00-288	SHIM, TAPPET (T:2.875)	AR	
15-30	12892-93J00-290	SHIM, TAPPET (T:2.900)	AR	
15-31	12892-93J00-293	SHIM, TAPPET (T:2.925)	AR	
15-32	12892-93J00-295	SHIM, TAPPET (T:2.950)	AR	
15-33	12892-93J00-298	SHIM, TAPPET (T:2.975)	AR	
15-34	12892-93J00-300	SHIM, TAPPET (T:3.000)	AR	
16	12911-98J00	VALVE, INTAKE	12	
17	12915-93J10	VALVE, EXHAUST	12	
18	12921-93J10	SPRING, VALVE	24	
19	12931-78G00	RETAINER, VALVE SPRING	24	
20	12932-24400	COTTER, VALVE	48	
21	12933-69G10	SEAT, VALVE SPRING	24	
22	09289-05012	OIL SEAL (5.5X11.5X9.3)	24	

FIG.10

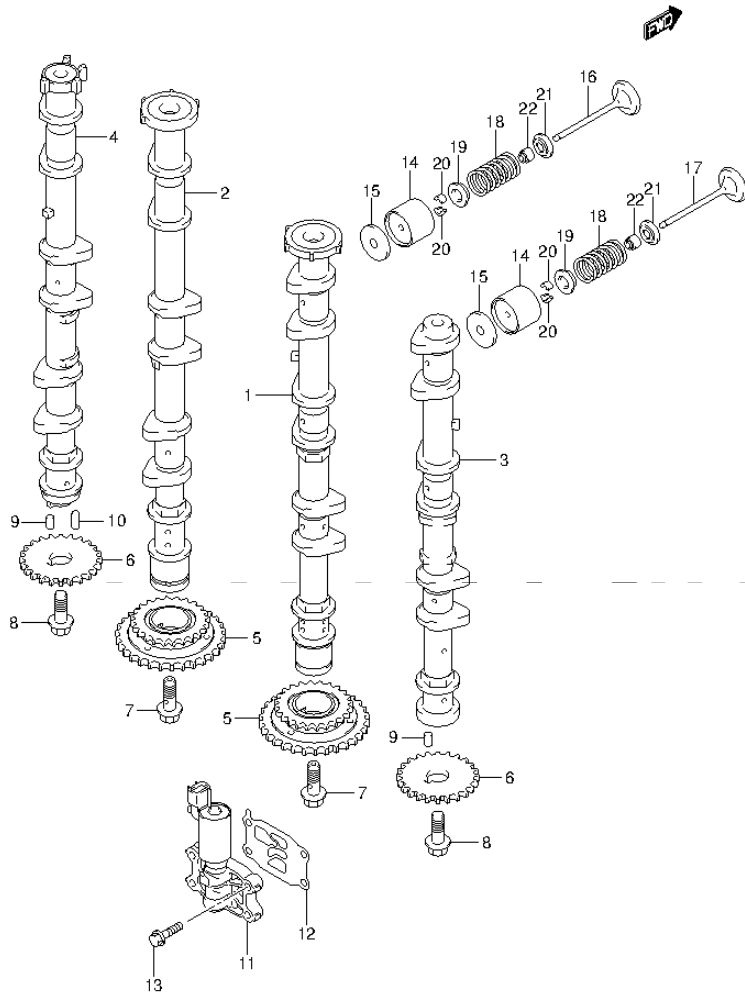


FIG.10 (1-B-13) CAMSHAFT (DF300A E40)

REF NO.	PART NO.	DESCRIPTION	Q'TY	REMARKS
1	12701-98J10	CAMSHAFT, INTAKE STBD	1	
2	12705-98J10	CAMSHAFT, INTAKE PORT	1	
3	12721-98J10	CAMSHAFT, EXH STBD	1	
4	12729-98J20	CAMSHAFT, EXH PORT	1	
5	12740-93J00	SPROCKET ASSY, CAM TIMING (NT:22/32)	2	
6	12748-93J00	SPROCKET, EXH CAMSHAFT (NT:22)	2	
7	12753-93J00	BOLT, INTAKE CAMSHAFT	2	
8	12749-93J00	BOLT, CAMSHAFT EXHAUST	2	
9	09202-05032	PIN (5X12)	3	
10	09261-05006	PIN (5X18)	1	
11	16550-93J00	VALVE, OIL CONTROL	2	
12	16555-93J00	GASKET, VALVE	2	
13	01550-06257	BOLT	8	
14	12891-93J00	TAPPET	24	
15-1	12892-93J00-218	SHIM, TAPPET (T:2.175)	AR	
15-2	12892-93J00-220	SHIM, TAPPET (T:2.200)	AR	
15-3	12892-93J00-223	SHIM, TAPPET (T:2.225)	AR	
15-4	12892-93J00-225	SHIM, TAPPET (T:2.250)	AR	
15-5	12892-93J00-228	SHIM, TAPPET (T:2.275)	AR	
15-6	12892-93J00-230	SHIM, TAPPET (T:2.300)	AR	
15-7	12892-93J00-233	SHIM, TAPPET (T:2.325)	AR	
15-8	12892-93J00-235	SHIM, TAPPET (T:2.350)	AR	
15-9	12892-93J00-238	SHIM, TAPPET (T:2.375)	AR	
15-10	12892-93J00-240	SHIM, TAPPET (T:2.400)	AR	
15-11	12892-93J00-243	SHIM, TAPPET (T:2.425)	AR	
15-12	12892-93J00-245	SHIM, TAPPET (T:2.450)	AR	
15-13	12892-93J00-248	SHIM, TAPPET (T:2.475)	AR	
15-14	12892-93J00-250	SHIM, TAPPET (T:2.500)	AR	
15-15	12892-93J00-253	SHIM, TAPPET (T:2.525)	AR	
15-16	12892-93J00-255	SHIM, TAPPET (T:2.550)	AR	
15-17	12892-93J00-258	SHIM, TAPPET (T:2.575)	AR	
15-18	12892-93J00-260	SHIM, TAPPET (T:2.600)	AR	
15-19	12892-93J00-263	SHIM, TAPPET (T:2.625)	AR	

FIG.10

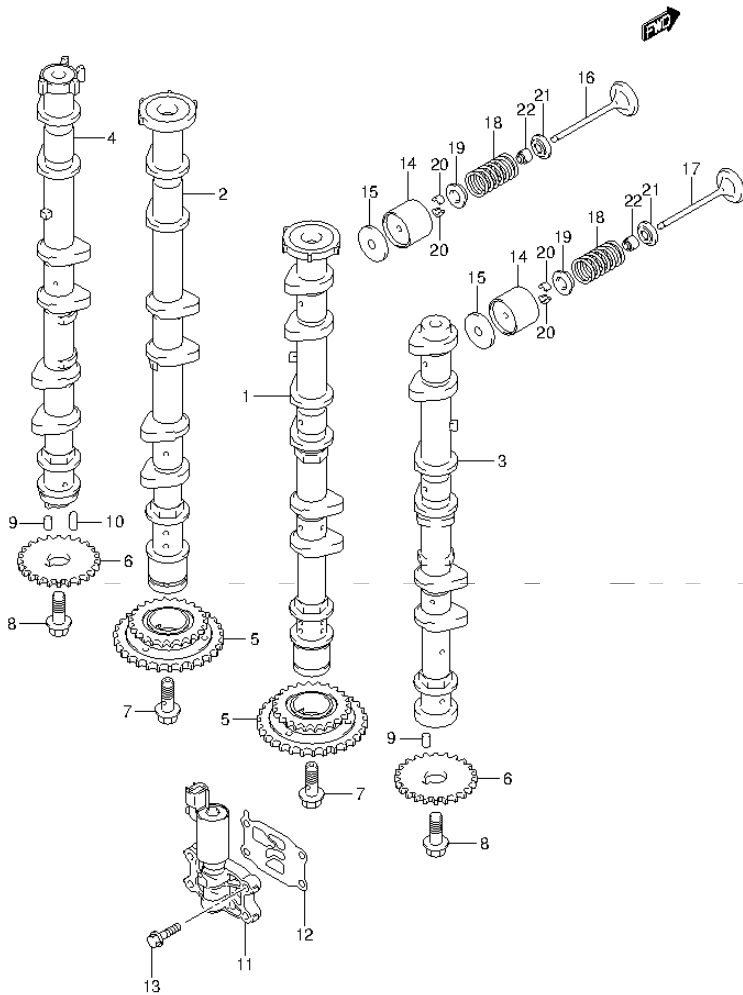


FIG.10 (1-B-14) CAMSHAFT (DF300A E40)

REF NO.	PART NO.	DESCRIPTION	Q'TY	REMARKS
15-20	12892-93J00-265	SHIM, TAPPET (T:2.650)	AR	
15-21	12892-93J00-268	SHIM, TAPPET (T:2.675)	AR	
15-22	12892-93J00-270	SHIM, TAPPET (T:2.700)	AR	
15-23	12892-93J00-273	SHIM, TAPPET (T:2.725)	AR	
15-24	12892-93J00-275	SHIM, TAPPET (T:2.750)	AR	
15-25	12892-93J00-278	SHIM, TAPPET (T:2.775)	AR	
15-26	12892-93J00-280	SHIM, TAPPET (T:2.800)	AR	
15-27	12892-93J00-283	SHIM, TAPPET (T:2.825)	AR	
15-28	12892-93J00-285	SHIM, TAPPET (T:2.850)	AR	
15-29	12892-93J00-288	SHIM, TAPPET (T:2.875)	AR	
15-30	12892-93J00-290	SHIM, TAPPET (T:2.900)	AR	
15-31	12892-93J00-293	SHIM, TAPPET (T:2.925)	AR	
15-32	12892-93J00-295	SHIM, TAPPET (T:2.950)	AR	
15-33	12892-93J00-298	SHIM, TAPPET (T:2.975)	AR	
15-34	12892-93J00-300	SHIM, TAPPET (T:3.000)	AR	
16	12911-98J00	VALVE, INTAKE	12	
17	12915-93J50	VALVE, EXHAUST	12	
18	12921-93J10	SPRING, VALVE	24	
19	12931-78G00	RETAINER, VALVE SPRING	24	
20	12932-24400	COTTER, VALVE	48	
21	12933-69G10	SEAT, VALVE SPRING	24	
22	09289-05012	OIL SEAL (5.5X11.5X9.3)	24	

FIG.11

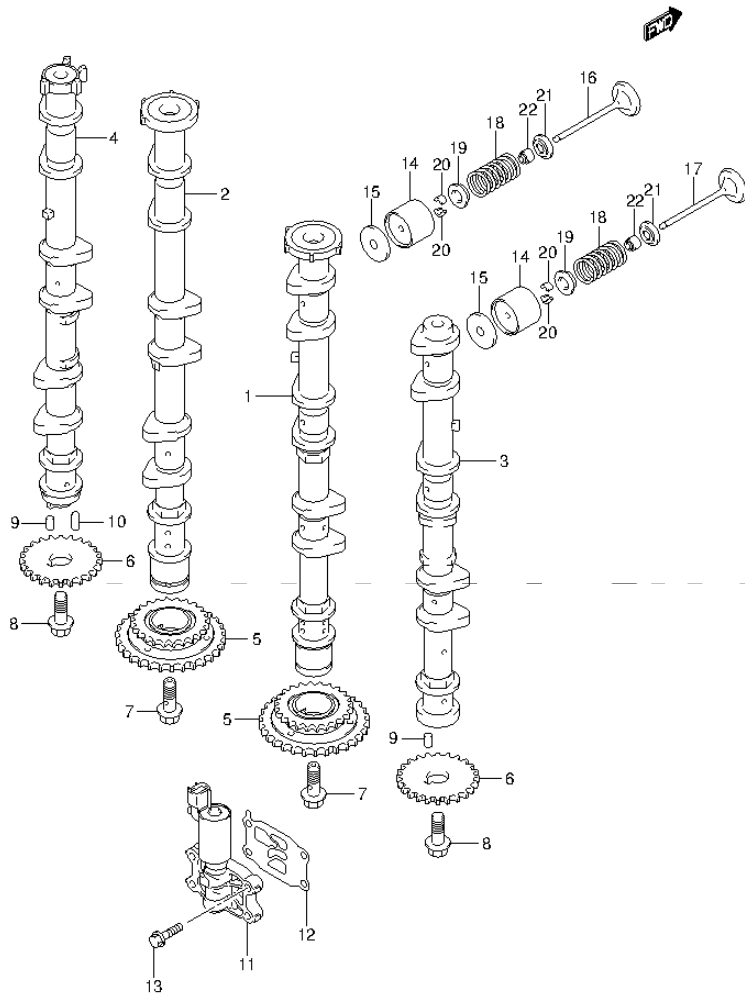


FIG.11 (1-B-15) CAMSHAFT (DF250A E1)

REF NO.	PART NO.	DESCRIPTION	Q'TY	REMARKS
1	12701-98J10	CAMSHAFT, INTAKE STBD	1	
2	12705-98J10	CAMSHAFT, INTAKE PORT	1	
3	12721-98J10	CAMSHAFT, EXH STBD	1	
4	12729-98J20	CAMSHAFT, EXH PORT	1	
5	12740-93J00	SPROCKET ASSY, CAM TIMING (NT:22/32)	2	
6	12748-93J00	SPROCKET, EXH CAMSHAFT (NT:22)	2	
7	12753-93J00	BOLT, INTAKE CAMSHAFT	2	
8	12749-93J00	BOLT, CAMSHAFT EXHAUST	2	
9	09202-05032	PIN (5X12)	3	
10	09261-05006	PIN (5X18)	1	
11	16550-93J00	VALVE, OIL CONTROL	2	
12	16555-93J00	GASKET, VALVE	2	
13	01550-06257	BOLT	8	
14	12891-93J00	TAPPET	24	
15-1	12892-93J00-218	SHIM, TAPPET (T:2.175)	AR	
15-2	12892-93J00-220	SHIM, TAPPET (T:2.200)	AR	
15-3	12892-93J00-223	SHIM, TAPPET (T:2.225)	AR	
15-4	12892-93J00-225	SHIM, TAPPET (T:2.250)	AR	
15-5	12892-93J00-228	SHIM, TAPPET (T:2.275)	AR	
15-6	12892-93J00-230	SHIM, TAPPET (T:2.300)	AR	
15-7	12892-93J00-233	SHIM, TAPPET (T:2.325)	AR	
15-8	12892-93J00-235	SHIM, TAPPET (T:2.350)	AR	
15-9	12892-93J00-238	SHIM, TAPPET (T:2.375)	AR	
15-10	12892-93J00-240	SHIM, TAPPET (T:2.400)	AR	
15-11	12892-93J00-243	SHIM, TAPPET (T:2.425)	AR	
15-12	12892-93J00-245	SHIM, TAPPET (T:2.450)	AR	
15-13	12892-93J00-248	SHIM, TAPPET (T:2.475)	AR	
15-14	12892-93J00-250	SHIM, TAPPET (T:2.500)	AR	
15-15	12892-93J00-253	SHIM, TAPPET (T:2.525)	AR	
15-16	12892-93J00-255	SHIM, TAPPET (T:2.550)	AR	
15-17	12892-93J00-258	SHIM, TAPPET (T:2.575)	AR	
15-18	12892-93J00-260	SHIM, TAPPET (T:2.600)	AR	
15-19	12892-93J00-263	SHIM, TAPPET (T:2.625)	AR	

FIG.11

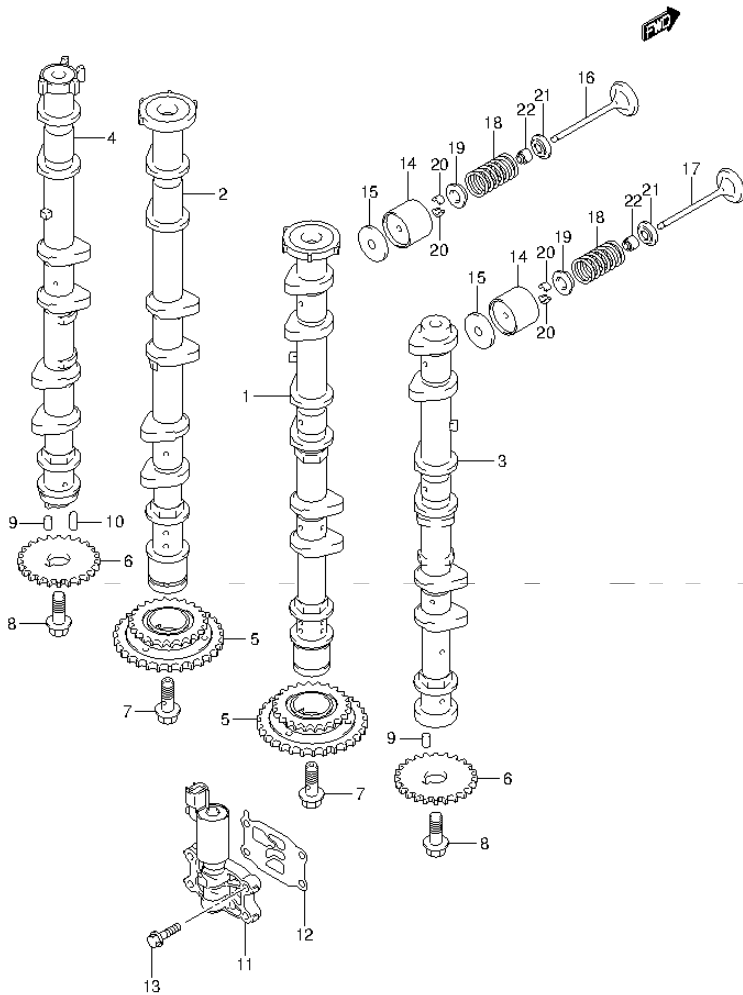


FIG.11 (1-C-2) CAMSHAFT (DF250A E1)

REF NO.	PART NO.	DESCRIPTION	Q'TY	REMARKS
15-20	12892-93J00-265	SHIM, TAPPET (T:2.650)	AR	
15-21	12892-93J00-268	SHIM, TAPPET (T:2.675)	AR	
15-22	12892-93J00-270	SHIM, TAPPET (T:2.700)	AR	
15-23	12892-93J00-273	SHIM, TAPPET (T:2.725)	AR	
15-24	12892-93J00-275	SHIM, TAPPET (T:2.750)	AR	
15-25	12892-93J00-278	SHIM, TAPPET (T:2.775)	AR	
15-26	12892-93J00-280	SHIM, TAPPET (T:2.800)	AR	
15-27	12892-93J00-283	SHIM, TAPPET (T:2.825)	AR	
15-28	12892-93J00-285	SHIM, TAPPET (T:2.850)	AR	
15-29	12892-93J00-288	SHIM, TAPPET (T:2.875)	AR	
15-30	12892-93J00-290	SHIM, TAPPET (T:2.900)	AR	
15-31	12892-93J00-293	SHIM, TAPPET (T:2.925)	AR	
15-32	12892-93J00-295	SHIM, TAPPET (T:2.950)	AR	
15-33	12892-93J00-298	SHIM, TAPPET (T:2.975)	AR	
15-34	12892-93J00-300	SHIM, TAPPET (T:3.000)	AR	
16	12911-98J00	VALVE, INTAKE	12	
17	12915-93J10	VALVE, EXHAUST	12	
18	12921-93J10	SPRING, VALVE	24	
19	12931-78G00	RETAINER, VALVE SPRING	24	
20	12932-24400	COTTER, VALVE	48	
21	12933-69G10	SEAT, VALVE SPRING	24	
22	09289-05012	OIL SEAL (5.5X11.5X9.3)	24	

FIG.12

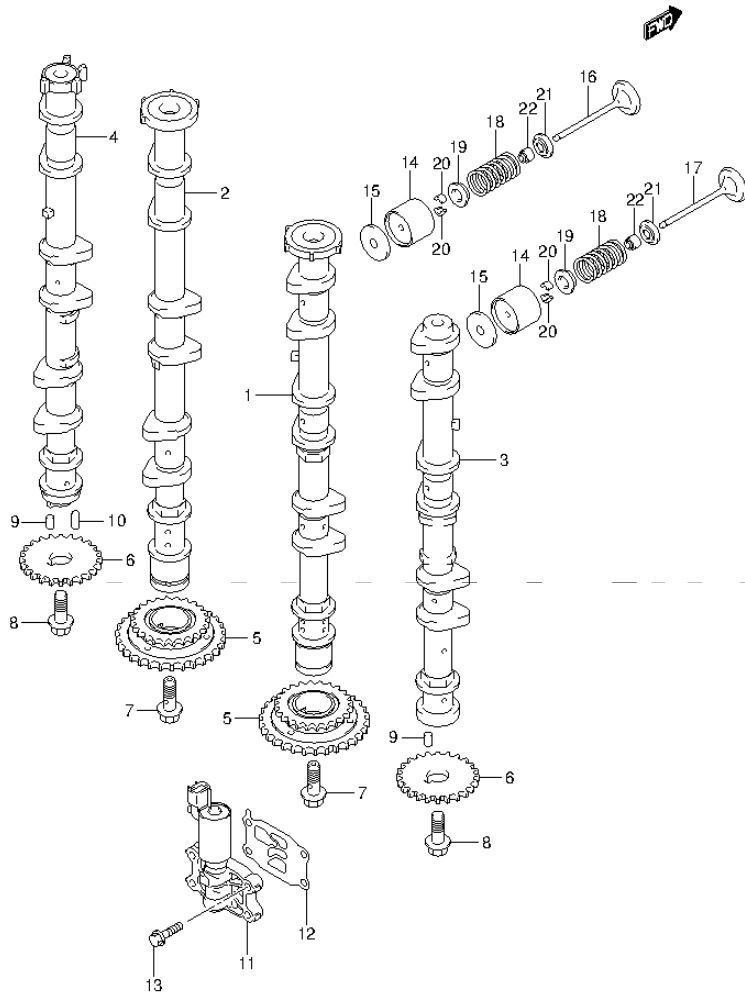


FIG.12 (1-C-3) CAMSHAFT (DF250A E40)

REF NO.	PART NO.	DESCRIPTION	Q'TY	REMARKS
1	12701-98J10	CAMSHAFT, INTAKE STBD	1	
2	12705-98J10	CAMSHAFT, INTAKE PORT	1	
3	12721-98J10	CAMSHAFT, EXH STBD	1	
4	12729-98J20	CAMSHAFT, EXH PORT	1	
5	12740-93J00	SPROCKET ASSY, CAM TIMING (NT:22/32)	2	
6	12748-93J00	SPROCKET, EXH CAMSHAFT (NT:22)	2	
7	12753-93J00	BOLT, INTAKE CAMSHAFT	2	
8	12749-93J00	BOLT, CAMSHAFT EXHAUST	2	
9	09202-05032	PIN (5X12)	3	
10	09261-05006	PIN (5X18)	1	
11	16550-93J00	VALVE, OIL CONTROL	2	
12	16555-93J00	GASKET, VALVE	2	
13	01550-06257	BOLT	8	
14	12891-93J00	TAPPET	24	
15-1	12892-93J00-218	SHIM, TAPPET (T:2.175)	AR	
15-2	12892-93J00-220	SHIM, TAPPET (T:2.200)	AR	
15-3	12892-93J00-223	SHIM, TAPPET (T:2.225)	AR	
15-4	12892-93J00-225	SHIM, TAPPET (T:2.250)	AR	
15-5	12892-93J00-228	SHIM, TAPPET (T:2.275)	AR	
15-6	12892-93J00-230	SHIM, TAPPET (T:2.300)	AR	
15-7	12892-93J00-233	SHIM, TAPPET (T:2.325)	AR	
15-8	12892-93J00-235	SHIM, TAPPET (T:2.350)	AR	
15-9	12892-93J00-238	SHIM, TAPPET (T:2.375)	AR	
15-10	12892-93J00-240	SHIM, TAPPET (T:2.400)	AR	
15-11	12892-93J00-243	SHIM, TAPPET (T:2.425)	AR	
15-12	12892-93J00-245	SHIM, TAPPET (T:2.450)	AR	
15-13	12892-93J00-248	SHIM, TAPPET (T:2.475)	AR	
15-14	12892-93J00-250	SHIM, TAPPET (T:2.500)	AR	
15-15	12892-93J00-253	SHIM, TAPPET (T:2.525)	AR	
15-16	12892-93J00-255	SHIM, TAPPET (T:2.550)	AR	
15-17	12892-93J00-258	SHIM, TAPPET (T:2.575)	AR	
15-18	12892-93J00-260	SHIM, TAPPET (T:2.600)	AR	
15-19	12892-93J00-263	SHIM, TAPPET (T:2.625)	AR	

FIG.12

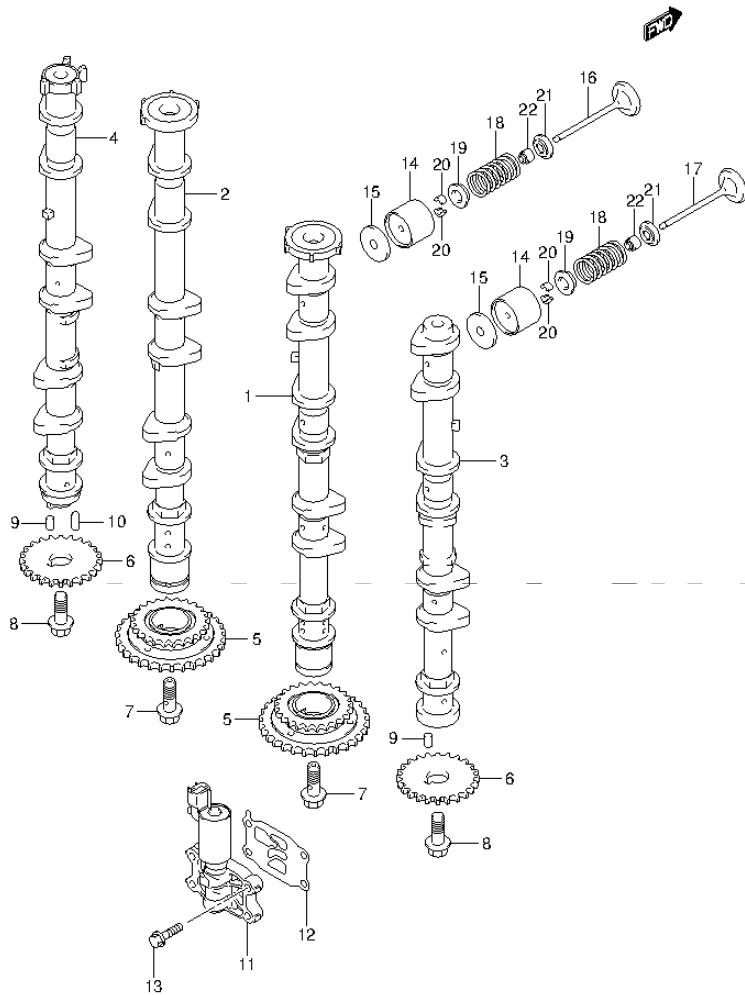


FIG.12 (1-C-4) CAMSHAFT (DF250A E40)

REF NO.	PART NO.	DESCRIPTION	Q'TY	REMARKS
15-20	12892-93J00-265	SHIM, TAPPET (T:2.650)	AR	
15-21	12892-93J00-268	SHIM, TAPPET (T:2.675)	AR	
15-22	12892-93J00-270	SHIM, TAPPET (T:2.700)	AR	
15-23	12892-93J00-273	SHIM, TAPPET (T:2.725)	AR	
15-24	12892-93J00-275	SHIM, TAPPET (T:2.750)	AR	
15-25	12892-93J00-278	SHIM, TAPPET (T:2.775)	AR	
15-26	12892-93J00-280	SHIM, TAPPET (T:2.800)	AR	
15-27	12892-93J00-283	SHIM, TAPPET (T:2.825)	AR	
15-28	12892-93J00-285	SHIM, TAPPET (T:2.850)	AR	
15-29	12892-93J00-288	SHIM, TAPPET (T:2.875)	AR	
15-30	12892-93J00-290	SHIM, TAPPET (T:2.900)	AR	
15-31	12892-93J00-293	SHIM, TAPPET (T:2.925)	AR	
15-32	12892-93J00-295	SHIM, TAPPET (T:2.950)	AR	
15-33	12892-93J00-298	SHIM, TAPPET (T:2.975)	AR	
15-34	12892-93J00-300	SHIM, TAPPET (T:3.000)	AR	
16	12911-98J00	VALVE, INTAKE	12	
17	12915-93J50	VALVE, EXHAUST	12	
18	12921-93J10	SPRING, VALVE	24	
19	12931-78G00	RETAINER, VALVE SPRING	24	
20	12932-24400	COTTER, VALVE	48	
21	12933-69G10	SEAT, VALVE SPRING	24	
22	09289-05012	OIL SEAL (5.5X11.5X9.3)	24	

FIG.13

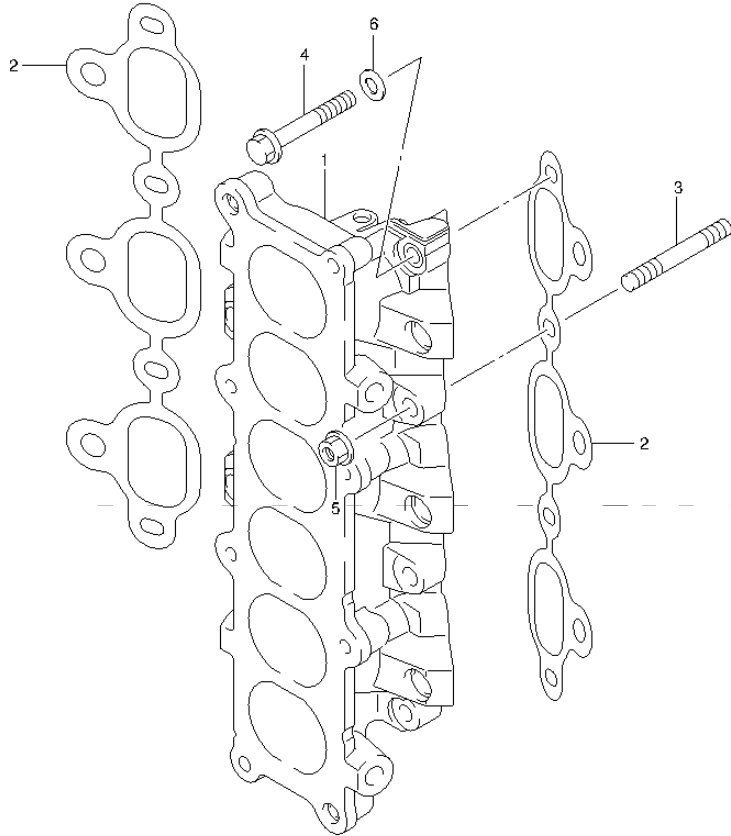


FIG.13 (1-C-5) INTAKE MANIFOLD

REF NO.	PART NO.	DESCRIPTION	Q'TY	REMARKS
1	13110-98J10	MANIFOLD, INTAKE	1	
2	13119-98J00	GASKET, INTAKE MANIFOLD	2	
3	09108-08282	STUD BOLT	4	
4	09103-08437	BOLT (8X65)	4	
5	09159-08136	NUT	4	
6	09160-08161	WASHER (8.2X23X3.2)	8	

FIG.14

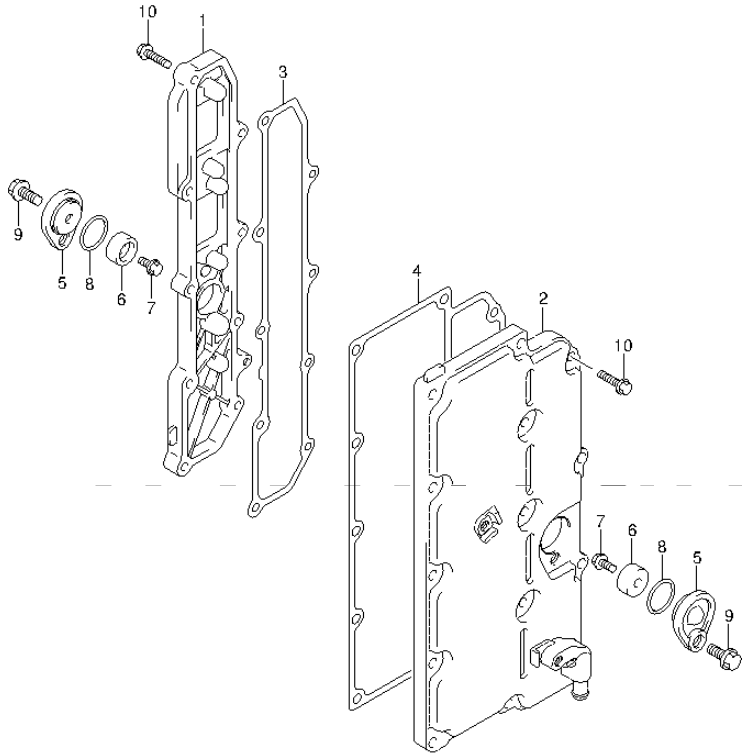


FIG.14 (1-C-6) EXHAUST COVER

REF NO.	PART NO.	DESCRIPTION	Q'TY	REMARKS
1	14141-93J01	COVER, EXHAUST STBD	1	
2	14140-98J01	COVER, EXHAUST PORT	1	
3	14151-93J00	GASKET, EXHAUST COVER STBD	1	
4	14152-93J00	GASKET, EXHAUST COVER PORT	1	
5	11261-93J00	COVER, PROTECTION ANODE	2	
6	55321-87J00	ANODE, PROTECTION	2	
7	09103-06281	BOLT (6X14)	2	
8	09280-22019	O RING (D:1.9,ID:21.8)	2	
9	01550-08207	BOLT	2	
10	01550-06257	BOLT	23	

FIG.15

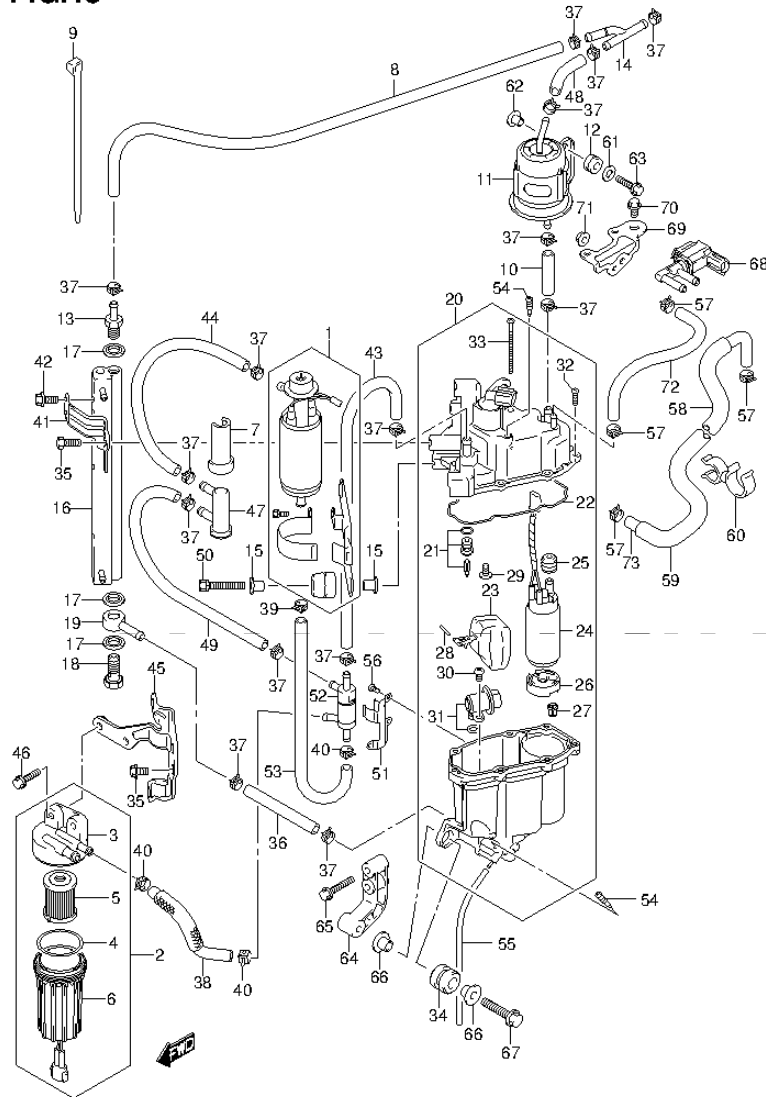


FIG.15 (1-C-7) FUEL PUMP / FUEL VAPOR SEPARATOR (DF300A E1)

REF NO.	PART NO.	DESCRIPTION	Q'TY	REMARKS
1	15100-94900	PUMP ASSY, FUEL (L)	1	
2	15410-93J10	FILTER, FUEL (L)	1	
3	15411-93J10	.CAP, FILTER	1	
4	15415-93J10	.SEAL, NO.1	1	
5	15412-93J10	.FILTER ASSY, FUEL	1	
6	15413-93J10	.CASE ASSY, FILTER	1	
7	15644-93J00	COVER, FUEL FILTER	3	
8	15633-93J20	HOSE, FUEL (H)	1	
9	15646-93J00	CLAMP, FUEL FILTER	1	
10	09343-75001-600	HOSE (7.5X13.5X600)	1	L:600->65
11	15440-93J00	FILTER, FUEL (EPI)	1	
12	09320-08501	CUSHION	2	
13	15773-90J00	UNION, FUEL HOSE (H)	1	
14	15830-93J00	UNION, 3 WAY	1	
15	09169-06062	WASHER	4	
16	15770-93J00	COOLER, FUEL	1	
17	09168-12013	GASKET (11.8X22X1.2)	3	
18	09360-12008	UNION	1	
19	09363-08004	UNION	1	
20	15600-98J00	SEPARATOR ASSY, FUEL VAPOR	1	
21	13370-93J00	.VALVE ASSY, NEEDLE	1	
22	15626-93J00	.GASKET, SEPARATOR	1	
23	15650-93J00	.FLOAT ASSY	1	
24	15200-98J00	.PUMP ASSY, FUEL (H)	1	
25	15647-93J00	.BUSH, FUEL PUMP	1	
26	15641-90J00	.SPACER, FUEL PUMP	1	
27	15642-90J00	.FILTER, FUEL PUMP	1	
28	15654-99E00	.PIN, FLOAT	1	
29	02142-0408B	.SCREW	1	
30	02112-05107	.SCREW	1	
31	15760-93J00	.REGULATOR, FUEL PRESSURE	1	
32	15628-99E00	.SCREW	6	
33	15627-93J00	.SCREW	1	
34	09320-12072	CUSHION	3	

FIG.15

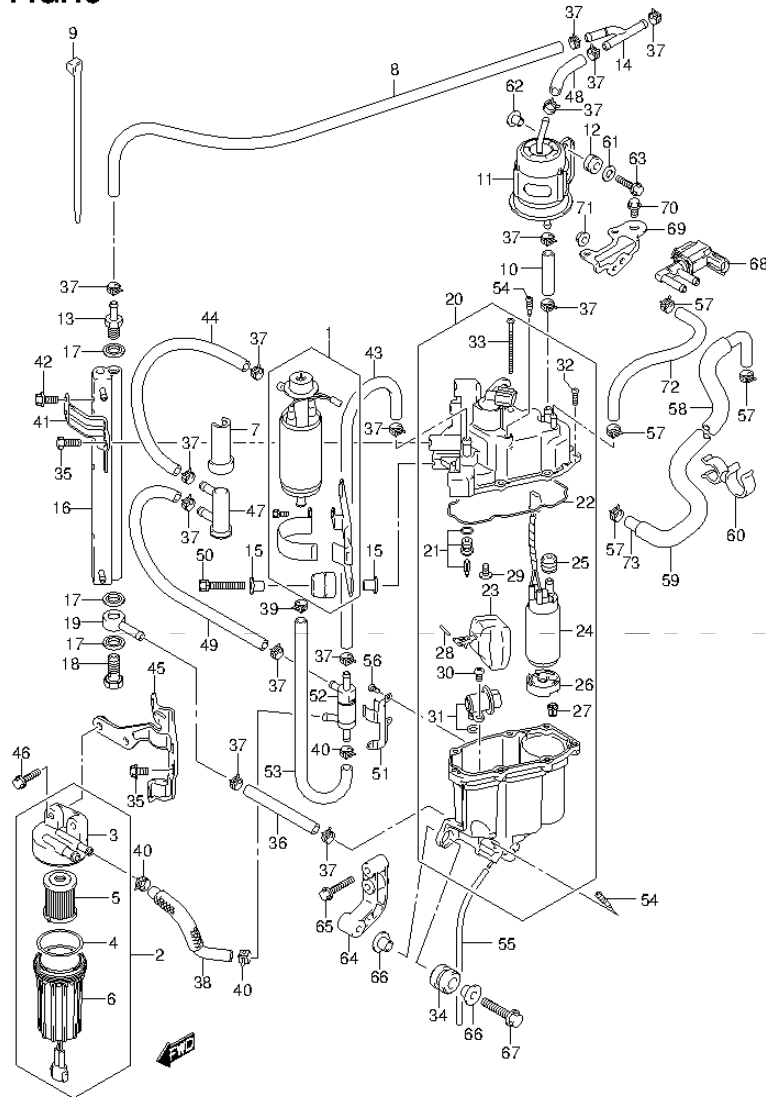


FIG.15 (1-C-8) FUEL PUMP / FUEL VAPOR SEPARATOR (DF300A E1)

REF NO.	PART NO.	DESCRIPTION	Q'TY	REMARKS
35	15675-93J00	BOLT, COOLER BRACKET	3	
36	09343-75001-600	HOSE (7.5X13.5X600)	1	L:600->50
37	09401-11414	CLIP (ID:11.5)	14	
38	15636-98J20	HOSE, FUEL (L)	1	
39	15686-93J00	CLIP	1	
40	15685-93J00	CLIP	3	
41	15672-93J00	BRACKET, FUEL COOLER	1	
42	01500-06167	BOLT	4	
43	15635-93J20	HOSE, FUEL (H)	1	
44	15632-93J20	HOSE, FUEL (H)	1	
45	15673-98J00	BRACKET, FUEL FILTER	1	
46	01550-06257	BOLT	2	
47	15643-93J00	FILTER, FUEL (L)	1	
48	09343-75001-600	HOSE (7.5X13.5X600)	1	L:600->65
49	15634-93J20	HOSE, FUEL (H)	1	
50	01570-06357	BOLT	2	
51	15674-93J00	BRACKET, CHECK VALVE	1	
52	15645-93J00	VALVE, CHECK	1	
53	15637-93J20	HOSE, FUEL (L)	1	
54	15629-99E10	SCREW, DRAIN	2	
55	15683-87J00	HOSE, DRAIN	1	
56	02112-0406B	SCREW	3	
57	09401-08412	CLIP	4	
58	18498-87JC0	PROTECTOR, EVAP HOSE (L:450)	1	
59	18498-87JC0	PROTECTOR, EVAP HOSE (L:450)	1	L:450->300
60	09408-00105	CLAMP	1	
61	09160-06084	WASHER (6.5X18X1.6)	2	
62	09169-06062	WASHER	2	
63	01500-06257	BOLT	2	
64	15671-93J00	BRACKET, VAPOR SEPARATOR	1	
65	01550-06357	BOLT	2	
66	09169-08042	WASHER	6	
67	01550-08407	BOLT	3	
68	18117-52G10	VALVE ASSY, EVAP PURGE	1	

FIG.15

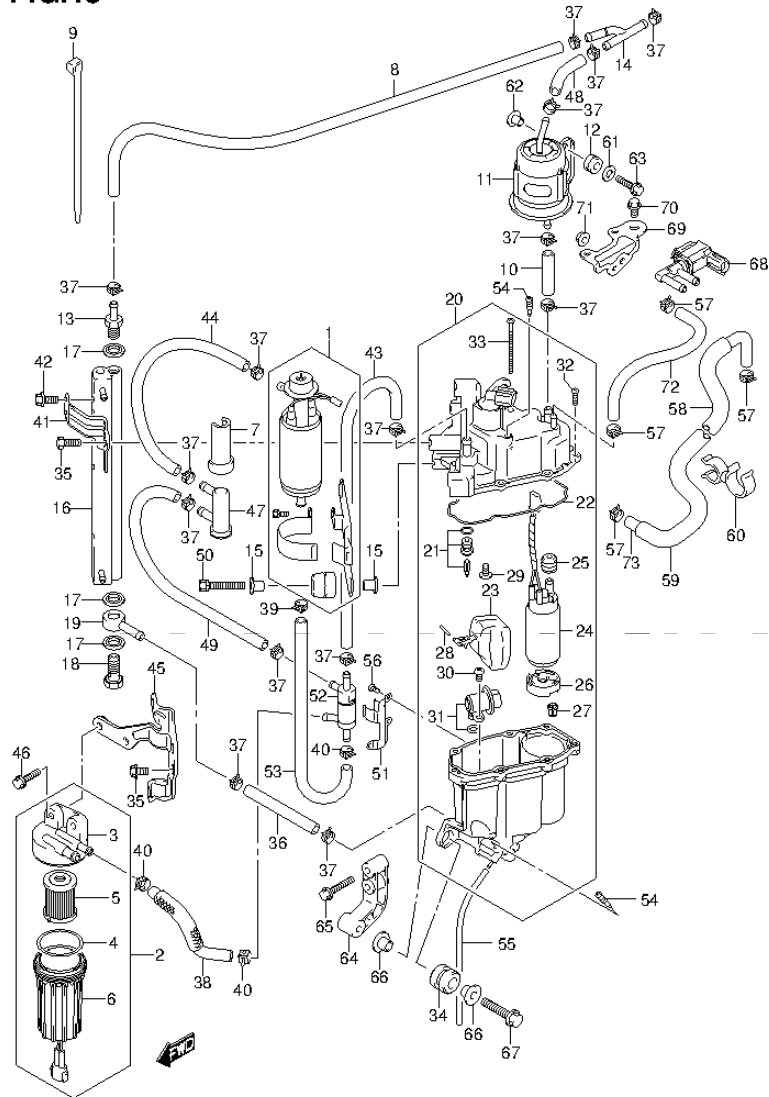


FIG.15 (1-C-9) FUEL PUMP / FUEL VAPOR SEPARATOR (DF300A E1)

REF NO.	PART NO.	DESCRIPTION	Q'TY	REMARKS
69	18417-93J00	BRACKET, PURGE VALVE	1	
70	01550-06127	BOLT	2	
71	08316-10067	NUT	1	
72	09352-50823-600	HOSE (5X8.2X600)	1	L:600->220
73	09352-50823-00B	HOSE (5X8.2X2000)	1	L:2000->810

FIG.16

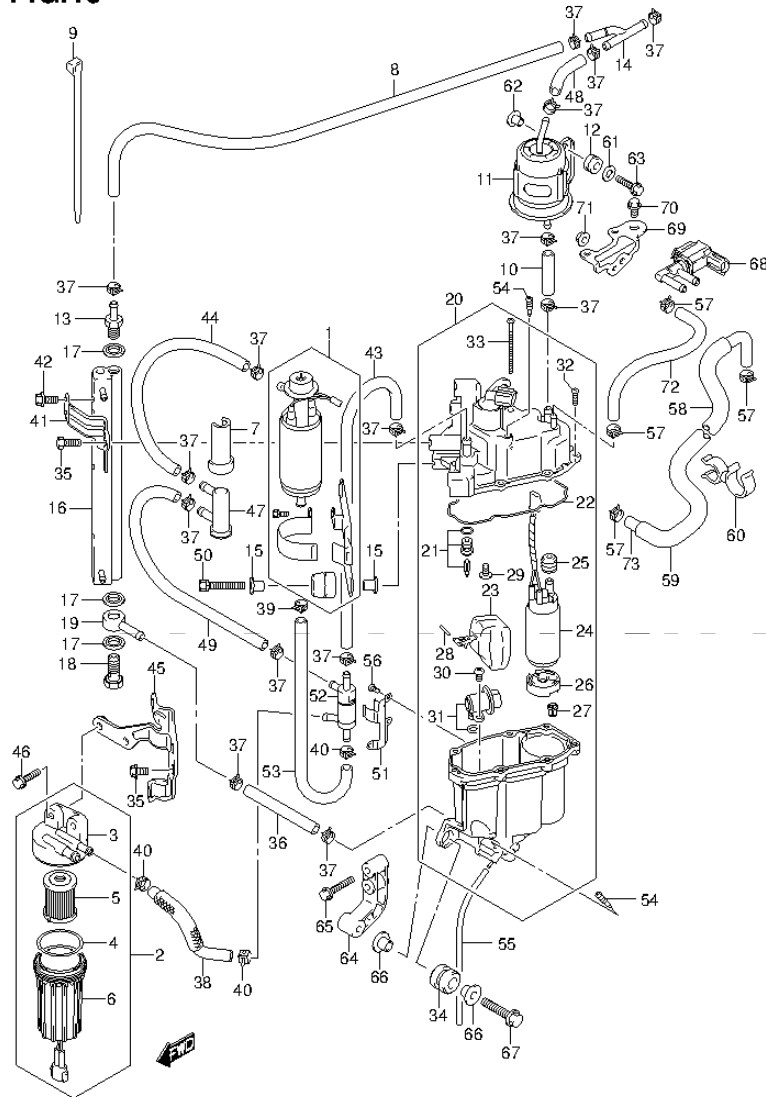


FIG.16 (1-C-10) FUEL PUMP / FUEL VAPOR SEPARATOR (DF300A E40)

REF NO.	PART NO.	DESCRIPTION	Q'TY	REMARKS
1	15100-94900	PUMP ASSY, FUEL (L)	1	
2	15410-93J10	FILTER, FUEL (L)	1	
3	15411-93J10	.CAP, FILTER	1	
4	15415-93J10	.SEAL, NO.1	1	
5	15412-93J10	.FILTER ASSY, FUEL	1	
6	15413-93J10	.CASE ASSY, FILTER	1	
7	15644-93J00	COVER, FUEL FILTER	3	
8	15633-93J20	HOSE, FUEL (H)	1	
9	15646-93J00	CLAMP, FUEL FILTER	1	
10	09343-75001-600	HOSE (7.5X13.5X600)	1	L:600->65
11	15440-93J10	FILTER, FUEL (EPI)	1	
12	09320-08501	CUSHION	2	
13	15773-90J00	UNION, FUEL HOSE	1	
14	15830-93J00	UNION, 3 WAY	1	
15	09169-06062	WASHER	4	
16	15770-93J00	COOLER, FUEL	1	
17	15762-90J00	GASKET, FUEL COOLER UNION	3	
18	09360-12013	UNION	1	
19	15830-90J00	UNION, FUEL COOLER	1	
20	15600-98J10	SEPARATOR ASSY, FUEL VAPOR	1	
21	13370-93J00	.VALVE ASSY, NEEDLE	1	
22	15626-93J10	.GASKET, SEPARATOR	1	
23	15650-93J00	.FLOAT ASSY	1	
24	15200-98J10	.PUMP ASSY, FUEL (H)	1	
25	15647-93J10	.BUSH, FUEL PUMP	1	
26	15641-90J10	.SPACER, FUEL PUMP	1	
27	15642-90J00	.FILTER, FUEL PUMP	1	
28	15654-99E00	.PIN, FLOAT	1	
29	13614-93J00	.SCREW	1	
30	15631-99E10	.SCREW, REGULATOR	1	
31	15760-93J00	.REGULATOR, FUEL PRESSURE	1	
32	15628-99E00	.SCREW	6	
33	15627-93J00	.SCREW	1	
34	09320-12072	CUSHION	3	

FIG.16

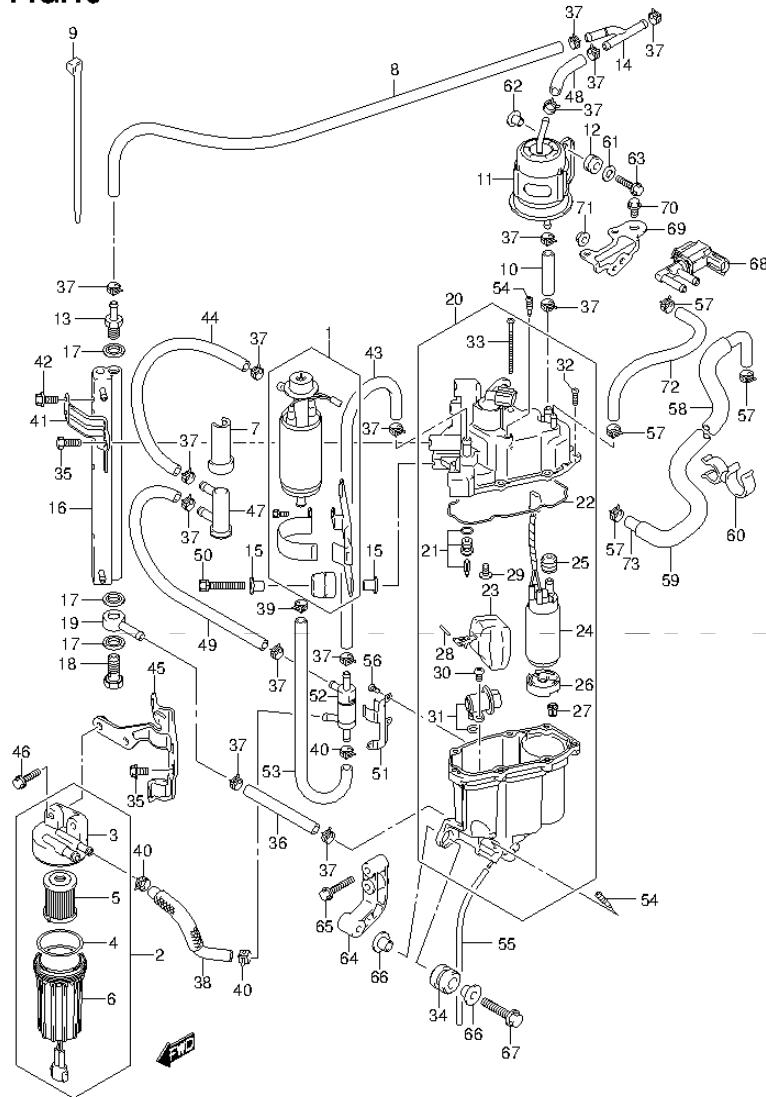
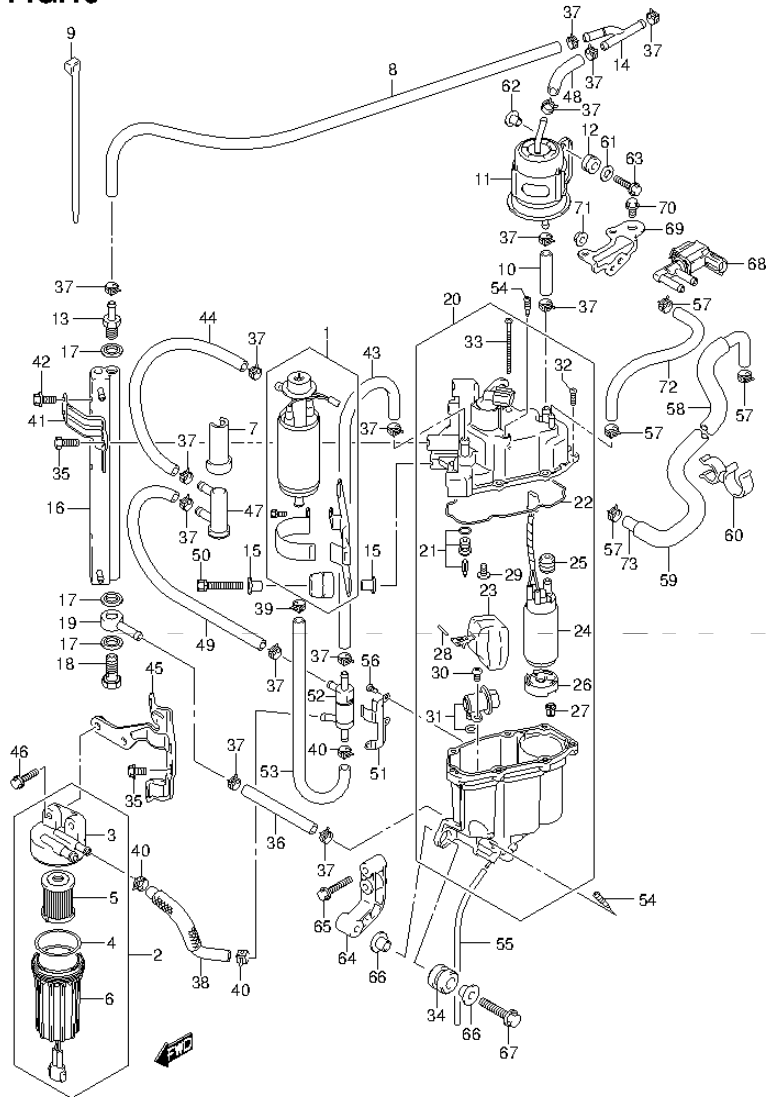


FIG.16 (1-C-11) FUEL PUMP / FUEL VAPOR SEPARATOR (DF300A E40)

REF NO.	PART NO.	DESCRIPTION	Q'TY	REMARKS
35	15675-93J00	BOLT, COOLER BRACKET	3	
36	09343-75001-600	HOSE (7.5X13.5X600)	1	L:600->50
37	09401-11414	CLIP (ID:11.5)	14	
38	15636-98J20	HOSE, FUEL (L)	1	
39	15686-93J00	CLIP	1	
40	15685-93J00	CLIP	3	
41	15672-93J00	BRACKET, FUEL COOLER	1	
42	01500-06167	BOLT	4	
43	15635-93J20	HOSE, FUEL (H)	1	
44	15632-93J20	HOSE, FUEL (H)	1	
45	15673-98J00	BRACKET, FUEL FILTER	1	
46	01550-06257	BOLT	2	
47	15643-93J00	FILTER, FUEL (L)	1	
48	09343-75001-600	HOSE (7.5X13.5X600)	1	L:600->65
49	15634-93J20	HOSE, FUEL (H)	1	
50	01570-06357	BOLT	2	
51	15674-93J00	BRACKET, CHECK VALVE	1	
52	15645-93J10	VALVE, CHECK	1	
53	15637-93J20	HOSE, FUEL (L)	1	
54	15629-99E10	SCREW, DRAIN	2	
55	15683-87J00	HOSE, DRAIN	1	
56	02112-0406B	SCREW	3	
57	09401-08412	CLIP	4	
58	18498-87JC0	PROTECTOR, EVAP HOSE (L:450)	1	
59	18498-87JC0	PROTECTOR, EVAP HOSE (L:450)	1	L:450->300
60	09408-00105	CLAMP	1	
61	09160-06084	WASHER (6.5X18X1.6)	2	
62	09169-06062	WASHER	2	
63	01500-06257	BOLT	2	
64	15671-93J00	BRACKET, VAPOR SEPARATOR	1	
65	01550-06357	BOLT	2	
66	09169-08042	WASHER	6	
67	01550-08407	BOLT	3	
68	18117-52G10	VALVE ASSY, EVAP PURGE	1	

FIG.16



DF300A_E01_013_016
FUEL PUMP / FUEL VAPOR SEPARATOR

FIG.16 (1-C-12) FUEL PUMP / FUEL VAPOR SEPARATOR (DF300A E40)

REF NO.	PART NO.	DESCRIPTION	Q'TY	REMARKS
69	18417-93J00	BRACKET, PURGE VALVE	1	
70	01550-06127	BOLT	2	
71	08316-10067	NUT	1	
72	09352-50823-600	HOSE (5X8.2X600)	1	L:600->220
73	09352-50823-00B	HOSE (5X8.2X2000)	1	L:2000->810

DF300A_E01_013

FIG.17

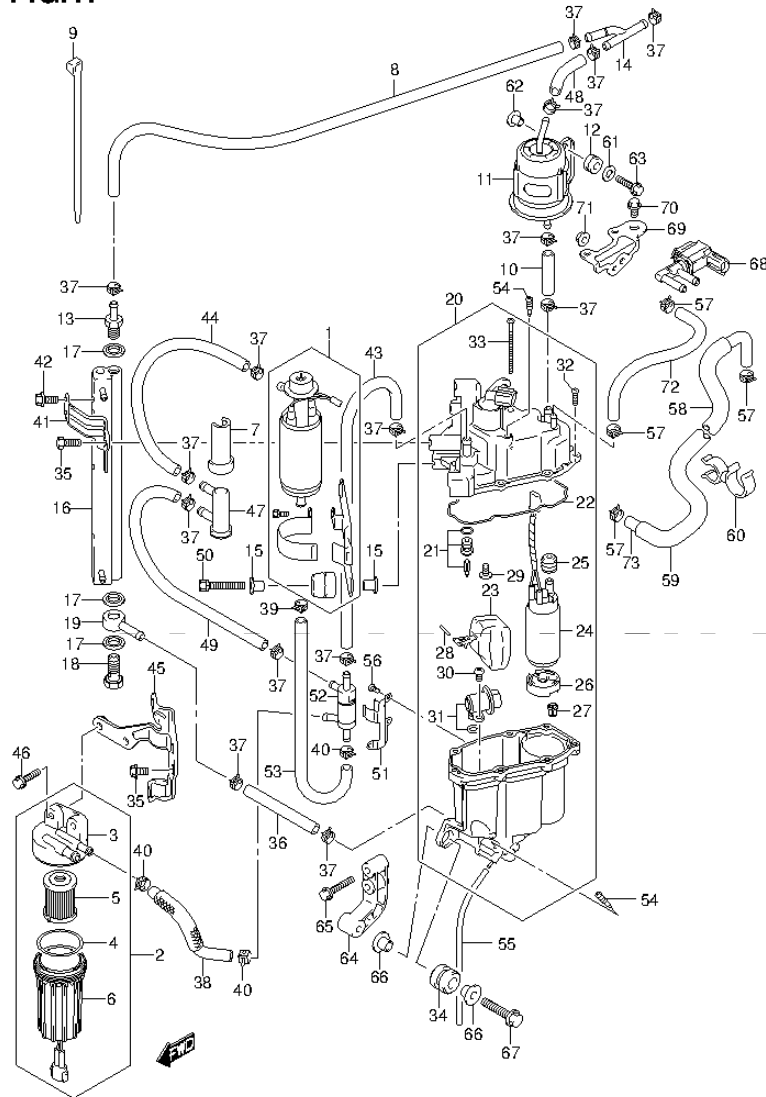


FIG.17 (1-C-13) FUEL PUMP / FUEL VAPOR SEPARATOR (DF250A E1)

REF NO.	PART NO.	DESCRIPTION	Q'TY	REMARKS
1	15100-94900	PUMP ASSY, FUEL (L)	1	
2	15410-93J10	FILTER, FUEL (L)	1	
3	15411-93J10	.CAP, FILTER	1	
4	15415-93J10	.SEAL, NO.1	1	
5	15412-93J10	.FILTER ASSY, FUEL	1	
6	15413-93J10	.CASE ASSY, FILTER	1	
7	15644-93J00	COVER, FUEL FILTER	3	
8	15633-93J20	HOSE, FUEL (H)	1	
9	15646-93J00	CLAMP, FUEL FILTER	1	
10	09343-75001-600	HOSE (7.5X13.5X600)	1	L:600->65
11	15440-93J00	FILTER, FUEL (EPI)	1	
12	09320-08501	CUSHION	2	
13	15773-90J00	UNION, FUEL HOSE (H)	1	
14	15830-93J00	UNION, 3 WAY	1	
15	09169-06062	WASHER	4	
16	15770-93J00	COOLER, FUEL	1	
17	09168-12013	GASKET (11.8X22X1.2)	3	
18	09360-12008	UNION	1	
19	09363-08004	UNION	1	
20	15600-98J00	SEPARATOR ASSY, FUEL VAPOR	1	
21	13370-93J00	.VALVE ASSY, NEEDLE	1	
22	15626-93J00	.GASKET, SEPARATOR	1	
23	15650-93J00	.FLOAT ASSY	1	
24	15200-98J00	.PUMP ASSY, FUEL (H)	1	
25	15647-93J00	.BUSH, FUEL PUMP	1	
26	15641-90J00	.SPACER, FUEL PUMP	1	
27	15642-90J00	.FILTER, FUEL PUMP	1	
28	15654-99E00	.PIN, FLOAT	1	
29	02142-0408B	.SCREW	1	
30	02112-05107	.SCREW	1	
31	15760-93J00	.REGULATOR, FUEL PRESSURE	1	
32	15628-99E00	.SCREW	6	
33	15627-93J00	.SCREW	1	
34	09320-12072	CUSHION	3	

FIG.17

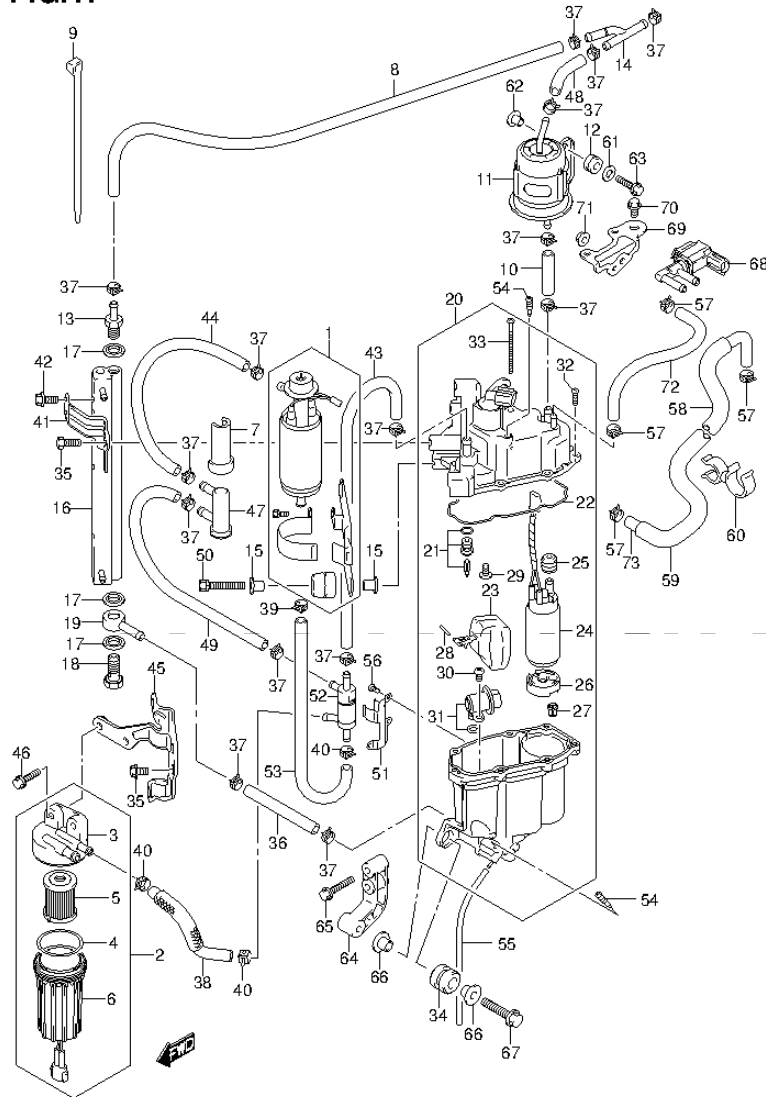


FIG.17 (1-C-14) FUEL PUMP / FUEL VAPOR SEPARATOR (DF250A E1)

REF NO.	PART NO.	DESCRIPTION	Q'TY	REMARKS
35	15675-93J00	BOLT, COOLER BRACKET	3	
36	09343-75001-600	HOSE (7.5X13.5X600)	1	L:600->50
37	09401-11414	CLIP (ID:11.5)	14	
38	15636-98J20	HOSE, FUEL (L)	1	
39	15686-93J00	CLIP	1	
40	15685-93J00	CLIP	3	
41	15672-93J00	BRACKET, FUEL COOLER	1	
42	01500-06167	BOLT	4	
43	15635-93J20	HOSE, FUEL (H)	1	
44	15632-93J20	HOSE, FUEL (H)	1	
45	15673-98J00	BRACKET, FUEL FILTER	1	
46	01550-06257	BOLT	2	
47	15643-93J00	FILTER, FUEL (L)	1	
48	09343-75001-600	HOSE (7.5X13.5X600)	1	L:600->65
49	15634-93J20	HOSE, FUEL (H)	1	
50	01570-06357	BOLT	2	
51	15674-93J00	BRACKET, CHECK VALVE	1	
52	15645-93J00	VALVE, CHECK	1	
53	15637-93J20	HOSE, FUEL (L)	1	
54	15629-99E10	SCREW, DRAIN	2	
55	15683-87J00	HOSE, DRAIN	1	
56	02112-0406B	SCREW	3	
57	09401-08412	CLIP	4	
58	18498-87JC0	PROTECTOR, EVAP HOSE (L:450)	1	
59	18498-87JC0	PROTECTOR, EVAP HOSE (L:450)	1	L:450->300
60	09408-00105	CLAMP	1	
61	09160-06084	WASHER (6.5X18X1.6)	2	
62	09169-06062	WASHER	2	
63	01500-06257	BOLT	2	
64	15671-93J00	BRACKET, VAPOR SEPARATOR	1	
65	01550-06357	BOLT	2	
66	09169-08042	WASHER	6	
67	01550-08407	BOLT	3	
68	18117-52G10	VALVE ASSY, EVAP PURGE	1	

FIG.17

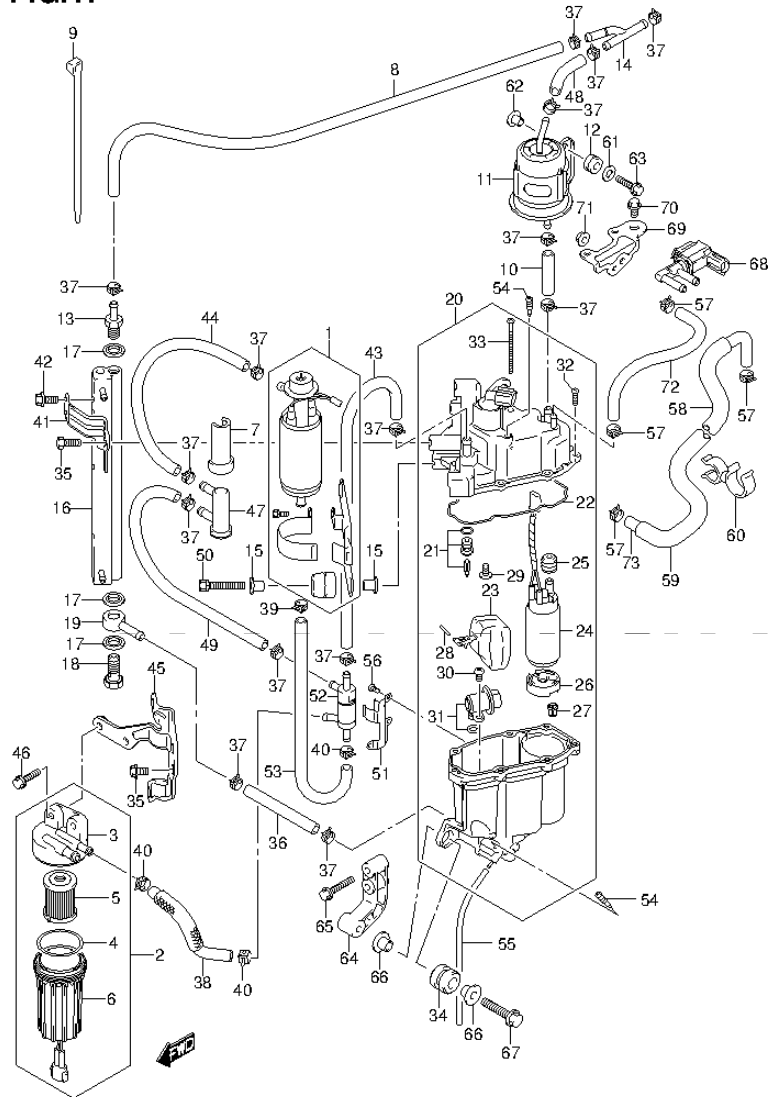


FIG.17 (1-C-15) FUEL PUMP / FUEL VAPOR SEPARATOR (DF250A E1)

REF NO.	PART NO.	DESCRIPTION	Q'TY	REMARKS
69	18417-93J00	BRACKET, PURGE VALVE	1	
70	01550-06127	BOLT	2	
71	08316-10067	NUT	1	
72	09352-50823-600	HOSE (5X8.2X600)	1	L:600->220
73	09352-50823-00B	HOSE (5X8.2X2000)	1	L:2000->810

FIG.18

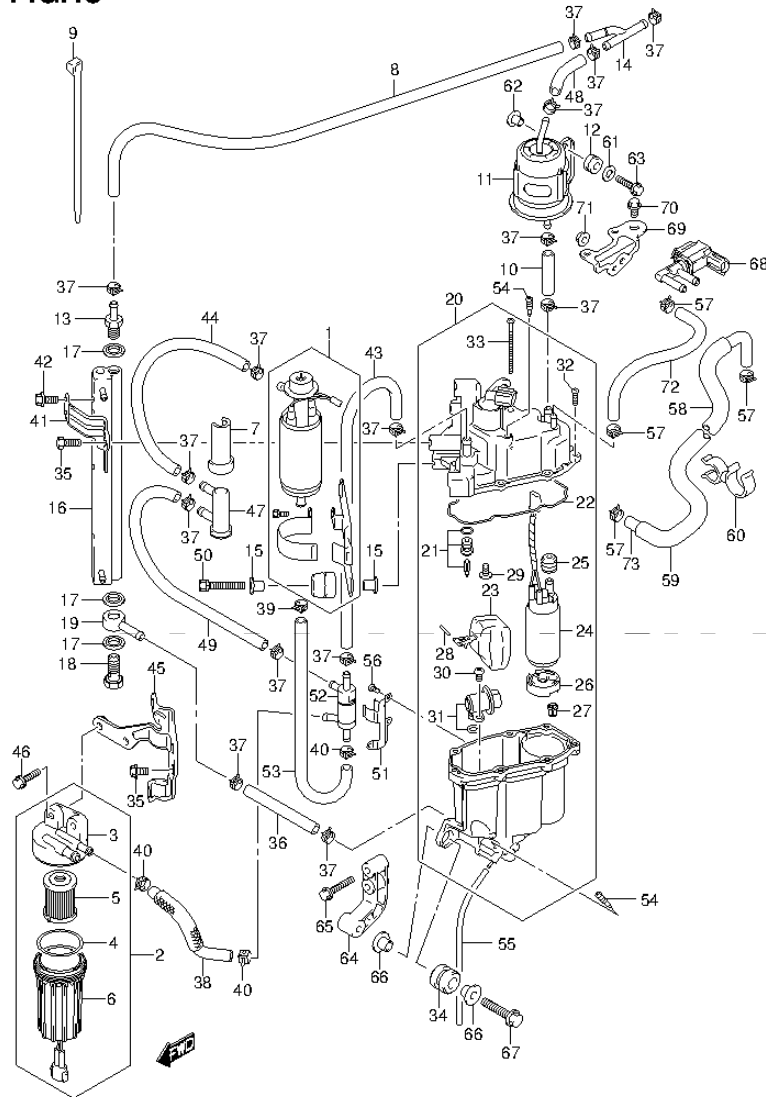


FIG.18 (1-D-2) FUEL PUMP / FUEL VAPOR SEPARATOR (DF250A E40)

REF NO.	PART NO.	DESCRIPTION	Q'TY	REMARKS
1	15100-94900	PUMP ASSY, FUEL (L)	1	
2	15410-93J10	FILTER, FUEL (L)	1	
3	15411-93J10	.CAP, FILTER	1	
4	15415-93J10	.SEAL, NO.1	1	
5	15412-93J10	.FILTER ASSY, FUEL	1	
6	15413-93J10	.CASE ASSY, FILTER	1	
7	15644-93J00	COVER, FUEL FILTER	3	
8	15633-93J20	HOSE, FUEL (H)	1	
9	15646-93J00	CLAMP, FUEL FILTER	1	
10	09343-75001-600	HOSE (7.5X13.5X600)	1	L:600->65
11	15440-93J10	FILTER, FUEL (EPI)	1	
12	09320-08501	CUSHION	2	
13	15773-90J00	UNION, FUEL HOSE	1	
14	15830-93J00	UNION, 3 WAY	1	
15	09169-06062	WASHER	4	
16	15770-93J00	COOLER, FUEL	1	
17	15762-90J00	GASKET, FUEL COOLER UNION	3	
18	09360-12013	UNION	1	
19	15830-90J00	UNION, FUEL COOLER	1	
20	15600-98J10	SEPARATOR ASSY, FUEL VAPOR	1	
21	13370-93J00	.VALVE ASSY, NEEDLE	1	
22	15626-93J10	.GASKET, SEPARATOR	1	
23	15650-93J00	.FLOAT ASSY	1	
24	15200-98J10	.PUMP ASSY, FUEL (H)	1	
25	15647-93J10	.BUSH, FUEL PUMP	1	
26	15641-90J10	.SPACER, FUEL PUMP	1	
27	15642-90J00	.FILTER, FUEL PUMP	1	
28	15654-99E00	.PIN, FLOAT	1	
29	13614-93J00	.SCREW	1	
30	15631-99E10	.SCREW, REGULATOR	1	
31	15760-93J00	.REGULATOR, FUEL PRESSURE	1	
32	15628-99E00	.SCREW	6	
33	15627-93J00	.SCREW	1	
34	09320-12072	CUSHION	3	

FIG.18

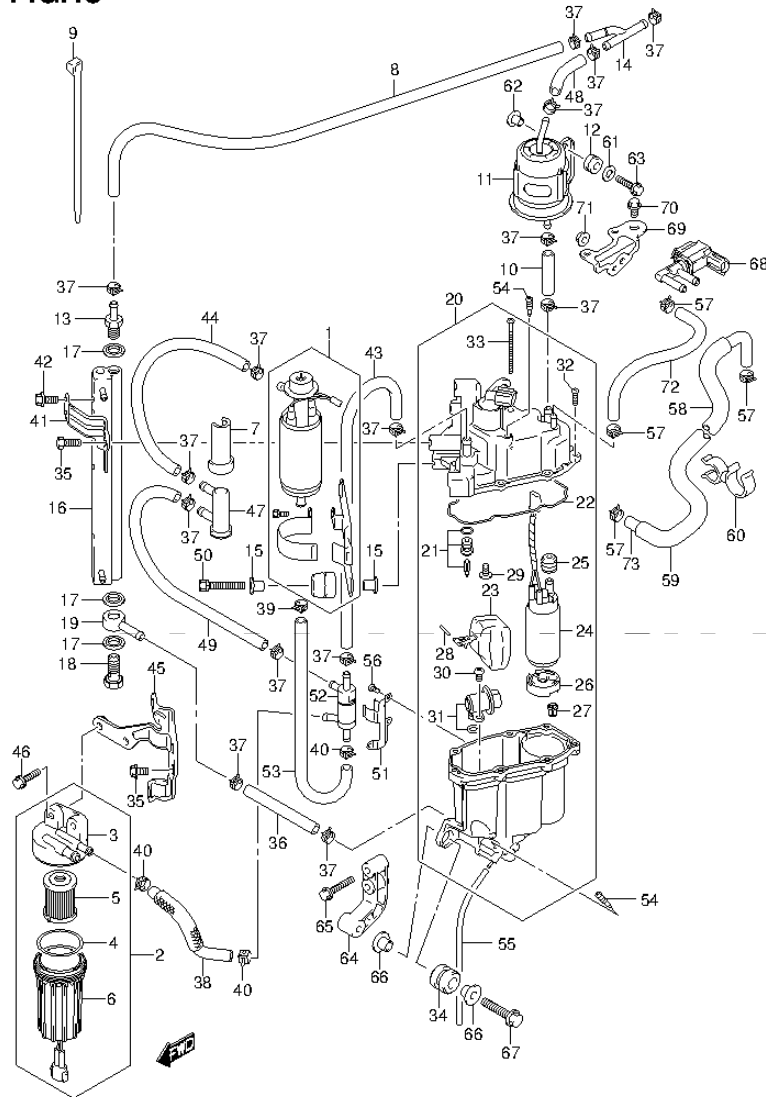
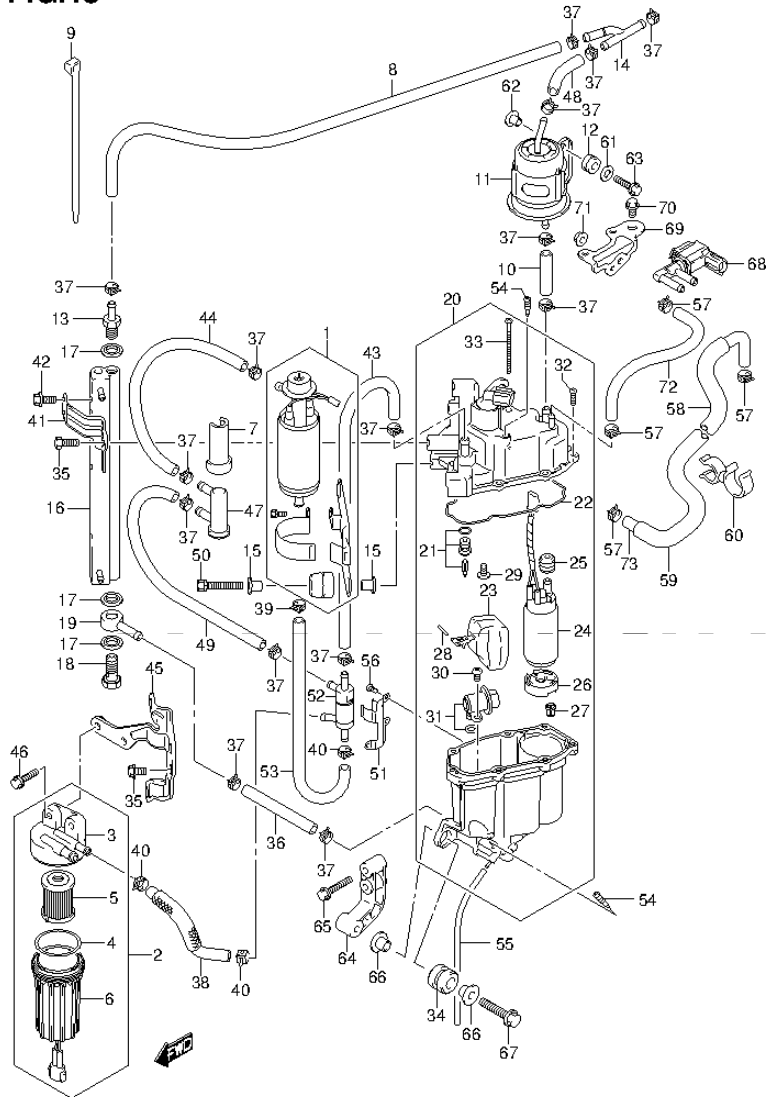


FIG.18 (1-D-3) FUEL PUMP / FUEL VAPOR SEPARATOR (DF250A E40)

REF NO.	PART NO.	DESCRIPTION	Q'TY	REMARKS
35	15675-93J00	BOLT, COOLER BRACKET	3	
36	09343-75001-600	HOSE (7.5X13.5X600)	1	L:600->50
37	09401-11414	CLIP (ID:11.5)	14	
38	15636-98J20	HOSE, FUEL (L)	1	
39	15686-93J00	CLIP	1	
40	15685-93J00	CLIP	3	
41	15672-93J00	BRACKET, FUEL COOLER	1	
42	01500-06167	BOLT	4	
43	15635-93J20	HOSE, FUEL (H)	1	
44	15632-93J20	HOSE, FUEL (H)	1	
45	15673-98J00	BRACKET, FUEL FILTER	1	
46	01550-06257	BOLT	2	
47	15643-93J00	FILTER, FUEL (L)	1	
48	09343-75001-600	HOSE (7.5X13.5X600)	1	L:600->65
49	15634-93J20	HOSE, FUEL (H)	1	
50	01570-06357	BOLT	2	
51	15674-93J00	BRACKET, CHECK VALVE	1	
52	15645-93J10	VALVE, CHECK	1	
53	15637-93J20	HOSE, FUEL (L)	1	
54	15629-99E10	SCREW, DRAIN	2	
55	15683-87J00	HOSE, DRAIN	1	
56	02112-0406B	SCREW	3	
57	09401-08412	CLIP	4	
58	18498-87JC0	PROTECTOR, EVAP HOSE (L:450)	1	
59	18498-87JC0	PROTECTOR, EVAP HOSE (L:450)	1	L:450->300
60	09408-00105	CLAMP	1	
61	09160-06084	WASHER (6.5X18X1.6)	2	
62	09169-06062	WASHER	2	
63	01500-06257	BOLT	2	
64	15671-93J00	BRACKET, VAPOR SEPARATOR	1	
65	01550-06357	BOLT	2	
66	09169-08042	WASHER	6	
67	01550-08407	BOLT	3	
68	18117-52G10	VALVE ASSY, EVAP PURGE	1	

FIG.18



DF300A_E01_013_018
FUEL PUMP / FUEL VAPOR SEPARATOR

FIG.18 (1-D-4) FUEL PUMP / FUEL VAPOR SEPARATOR (DF250A E40)

REF NO.	PART NO.	DESCRIPTION	Q'TY	REMARKS
69	18417-93J00	BRACKET, PURGE VALVE	1	
70	01550-06127	BOLT	2	
71	08316-10067	NUT	1	
72	09352-50823-600	HOSE (5X8.2X600)	1	L:600->220
73	09352-50823-00B	HOSE (5X8.2X2000)	1	L:2000->810

DF300A_E01_013

FIG.19

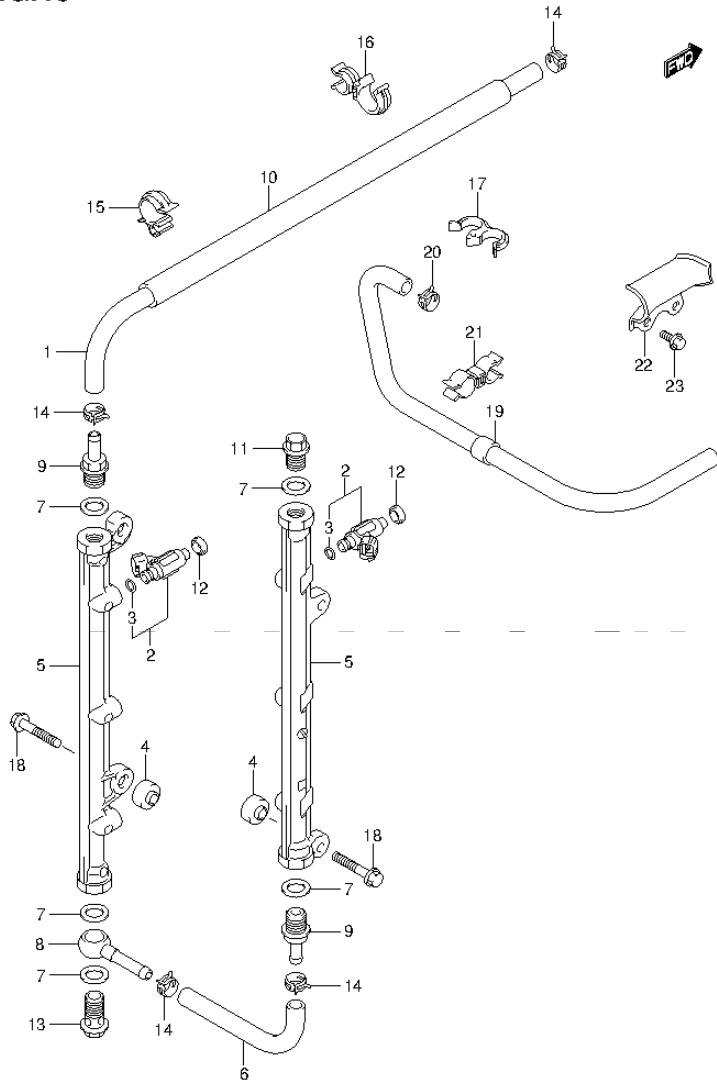


FIG.19 (1-D-5) FUEL INJECTOR (DF300A E1)

REF NO.	PART NO.	DESCRIPTION	Q'TY	REMARKS
1	15681-93J01	HOSE, FUEL (3WAY TO DLVY PIPE)	1	
2	15710-96J00	INJECTOR ASSY, FUEL	6	
3	15717-16G00	.O RING	6	
4	15735-58B00	INSULATOR, DELIVERY PIPE	4	
5	15751-93J00	PIPE, DELIVERY	2	
6	15756-93J01	HOSE, FUEL (DLVY TO DLVY)	1	
7	15762-93J00	GASKET, DELIVERY PIPE	5	
8	15830-77EA0	UNION, DELIVERY PIPE	1	
9	15831-93J00	UNION, DELIVERY PIPE	2	
10	18498-93J00	PROTECTOR, FUEL HOSE (L:340)	1	
11	09247-14041	PLUG (14X14)	1	
12	09320-08062	CUSHION	6	
13	09360-14009	UNION	1	
14	09401-11425	CLIP	4	
15	09403-16307	CLAMP	1	
16	09408-00105	CLAMP	1	
17	09408-00155	CLAMP	1	
18	01550-08407	BOLT	4	
19	15680-93J21	HOSE, FUEL (PUMP TO FILTER)	1	
20	09401-13423	CLIP	1	
21	09408-00135	CLIP	2	
22	15684-98J00	GUIDE, FUEL HOSE	1	
23	01550-06107	BOLT	2	

FIG.20

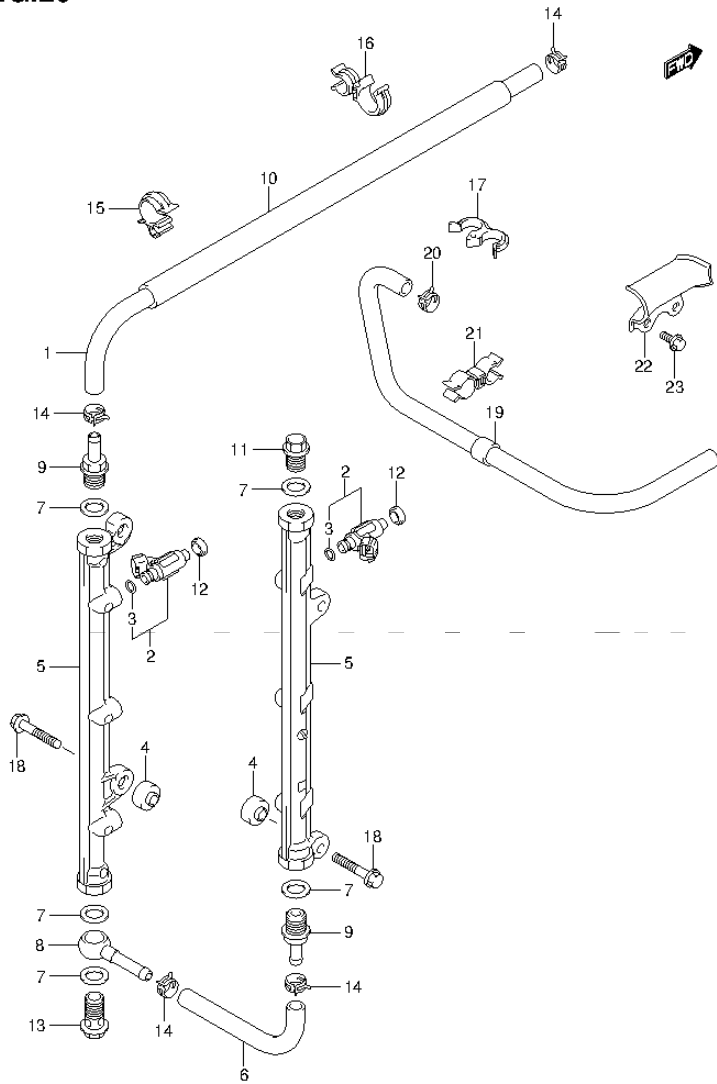


FIG.20 (1-D-6) FUEL INJECTOR (DF300A E40)

REF NO.	PART NO.	DESCRIPTION	Q'TY	REMARKS
1	15681-93J01	HOSE, FUEL (3WAY TO DLVY PIPE)	1	
2	15710-96J00	INJECTOR ASSY, FUEL	6	
3	15717-16G00	.O RING	6	
4	15735-58B00	INSULATOR, DELIVERY PIPE	4	
5	15751-93J00	PIPE, DELIVERY	2	
6	15756-93J01	HOSE, FUEL (DLVY TO DLVY)	1	
7	15762-93J10	GASKET, DELIVERY PIPE	5	
8	15832-93J00	UNION, DELIVERY PIPE	1	
9	15831-93J00	UNION, DELIVERY PIPE	2	
10	18498-93J00	PROTECTOR, FUEL HOSE (L:340)	1	
11	09247-14042	PLUG (14X14)	1	
12	09320-08062	CUSHION	6	
13	09360-14014	UNION	1	
14	09401-11425	CLIP	4	
15	09403-16307	CLAMP	1	
16	09408-00105	CLAMP	1	
17	09408-00155	CLAMP	1	
18	01550-08407	BOLT	4	
19	15680-93J21	HOSE, FUEL (PUMP TO FILTER)	1	
20	09401-13423	CLIP	1	
21	09408-00135	CLIP	2	
22	15684-98J00	GUIDE, FUEL HOSE	1	
23	01550-06107	BOLT	2	

FIG.21

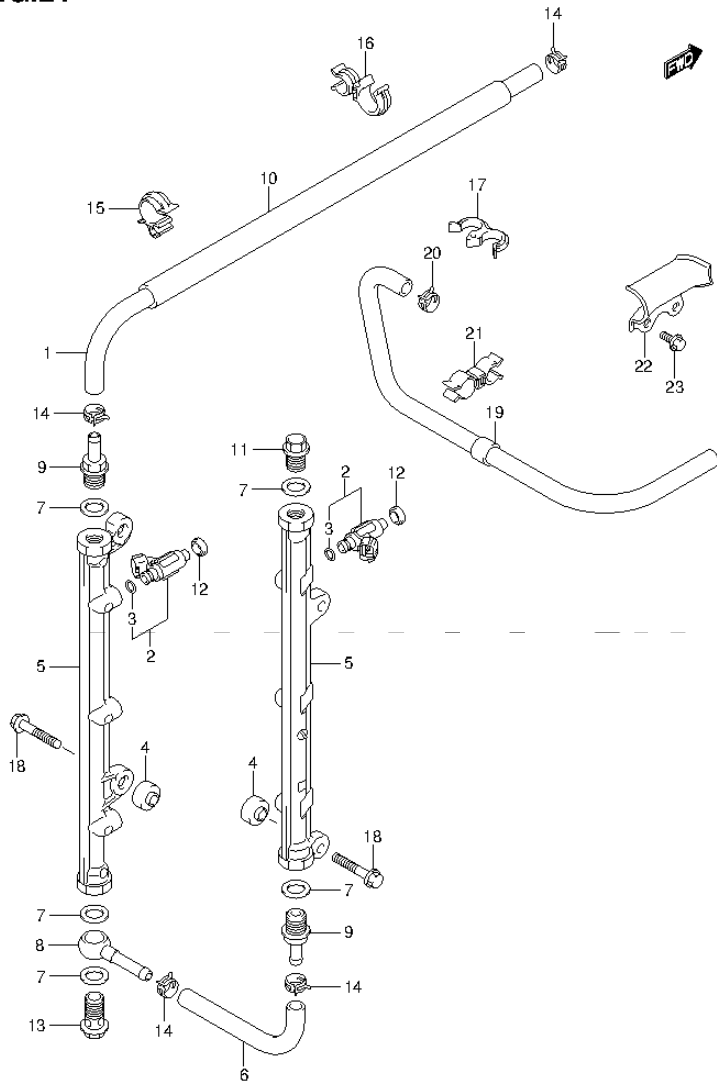


FIG.21 (1-D-7) FUEL INJECTOR (DF250A E1)

REF NO.	PART NO.	DESCRIPTION	Q'TY	REMARKS
1	15681-93J01	HOSE, FUEL (3WAY TO DLVY PIPE)	1	
2	15710-96J00	INJECTOR ASSY, FUEL	6	
3	15717-16G00	.O RING	6	
4	15735-58B00	INSULATOR, DELIVERY PIPE	4	
5	15751-93J00	PIPE, DELIVERY	2	
6	15756-93J01	HOSE, FUEL (DLVY TO DLVY)	1	
7	15762-93J00	GASKET, DELIVERY PIPE	5	
8	15830-77EA0	UNION, DELIVERY PIPE	1	
9	15831-93J00	UNION, DELIVERY PIPE	2	
10	18498-93J00	PROTECTOR, FUEL HOSE (L:340)	1	
11	09247-14041	PLUG (14X14)	1	
12	09320-08062	CUSHION	6	
13	09360-14009	UNION	1	
14	09401-11425	CLIP	4	
15	09403-16307	CLAMP	1	
16	09408-00105	CLAMP	1	
17	09408-00155	CLAMP	1	
18	01550-08407	BOLT	4	
19	15680-93J21	HOSE, FUEL (PUMP TO FILTER)	1	
20	09401-13423	CLIP	1	
21	09408-00135	CLIP	2	
22	15684-98J00	GUIDE, FUEL HOSE	1	
23	01550-06107	BOLT	2	

FIG.22

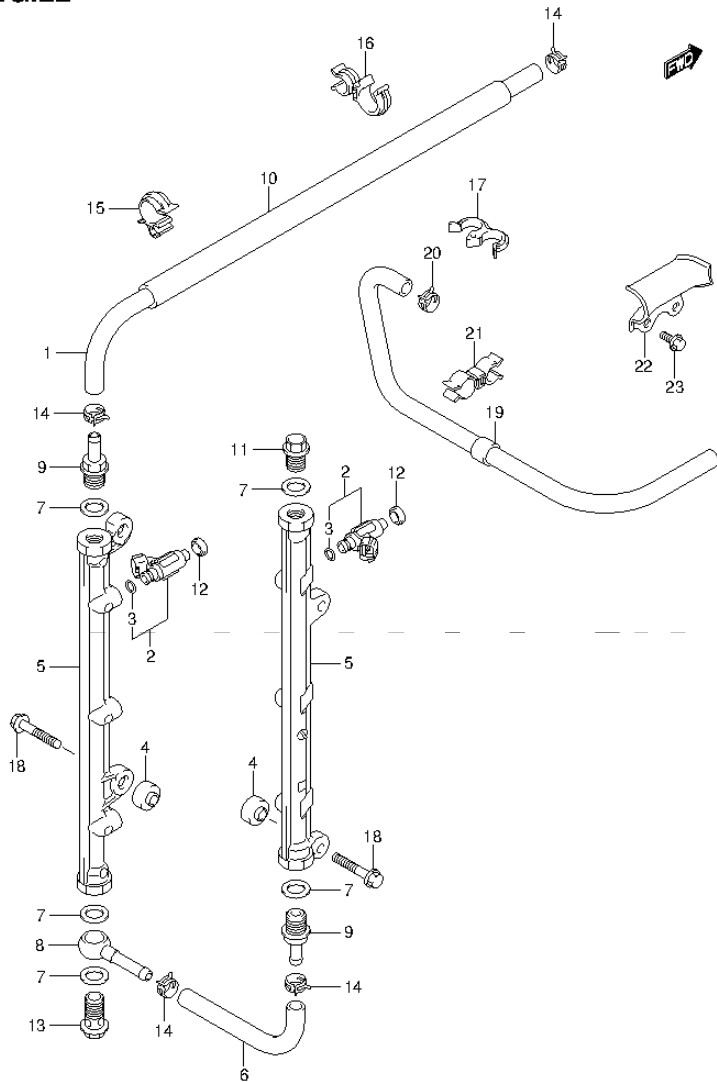


FIG.22 (1-D-8) FUEL INJECTOR (DF250A E40)

REF NO.	PART NO.	DESCRIPTION	Q'TY	REMARKS
1	15681-93J01	HOSE, FUEL (3WAY TO DLVY PIPE)	1	
2	15710-96J00	INJECTOR ASSY, FUEL	6	
3	15717-16G00	.O RING	6	
4	15735-58B00	INSULATOR, DELIVERY PIPE	4	
5	15751-93J00	PIPE, DELIVERY	2	
6	15756-93J01	HOSE, FUEL (DLVY TO DLVY)	1	
7	15762-93J10	GASKET, DELIVERY PIPE	5	
8	15832-93J00	UNION, DELIVERY PIPE	1	
9	15831-93J00	UNION, DELIVERY PIPE	2	
10	18498-93J00	PROTECTOR, FUEL HOSE (L:340)	1	
11	09247-14042	PLUG (14X14)	1	
12	09320-08062	CUSHION	6	
13	09360-14014	UNION	1	
14	09401-11425	CLIP	4	
15	09403-16307	CLAMP	1	
16	09408-00105	CLAMP	1	
17	09408-00155	CLAMP	1	
18	01550-08407	BOLT	4	
19	15680-93J21	HOSE, FUEL (PUMP TO FILTER)	1	
20	09401-13423	CLIP	1	
21	09408-00135	CLIP	2	
22	15684-98J00	GUIDE, FUEL HOSE	1	
23	01550-06107	BOLT	2	

FIG.23

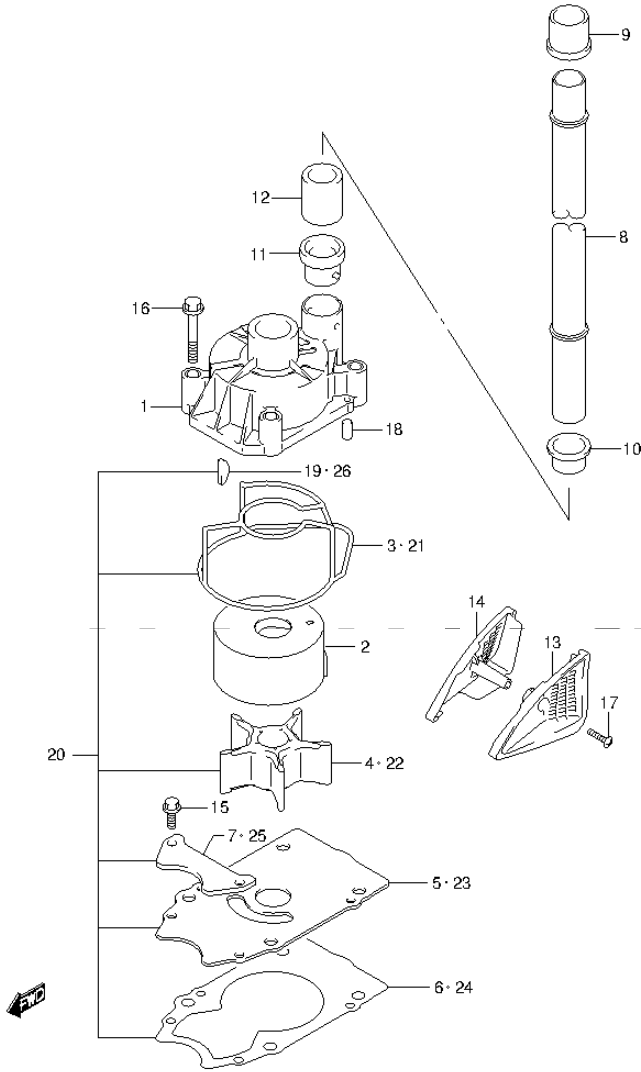


FIG.23 (1-D-9) WATER PUMP (DF300A E1)

REF NO.	PART NO.	DESCRIPTION	Q'TY	REMARKS
1	17410-93J01	CASE, WATER PUMP	1	
2	17413-93J02	SLEEVE, CASE	1	
3	17416-93J00	SEALING, CASE	1	
4	17461-93J00	IMPELLER, WATER PUMP	1	
5	17471-98J01	PANEL, PUMP CASE UNDER	1	
6	17472-98J00	GASKET, PUMP CASE PANEL	1	
7	17473-98J00	PANEL, WATER PUMP NO.2	1	
8-1	17561-93J03	TUBE, WATER (UL)	1	W/TRANSOM(X)
8-2	17561-93J13	TUBE, WATER (XX)	1	W/TRANSOM(XX)
9	17562-93J00	BUSH, WATER TUBE UPPER	1	
10	17563-93J00	BUSH, WATER TUBE LOWER	1	
11	17564-93J00	BUSH, WATER PUMP CASE	1	
12	17612-93J00	SPACER, WATER TUBE	1	
13	17631-93L00	FILTER, WATER PORT SIDE	1	
14	17632-93L00	FILTER, WATER STBD SIDE	1	
15	29116-93J00	BOLT, PUMP CASE PANEL	2	
16	09116-08131	BOLT (8X45)	4	
17	09132-04034	SCREW (4X18)	1	
18	09202-06031	PIN (6X12)	2	
19	09420-05009	KEY	1	
20	17400-98J01	WATER PUMP REPAIR KIT	1	OPT
21	17416-93J00	.SEALING, CASE	1	OPT
22	17461-93J00	.IMPELLER, WATER PUMP	1	OPT
23	17471-98J01	.PANEL, PUMP CASE UNDER	1	OPT
24	17472-98J00	.GASKET, PUMP CASE PANEL	1	OPT
25	17473-98J00	.PANEL, WATER PUMP NO.2	1	OPT
26	09420-05009	.KEY	1	OPT

FIG.24

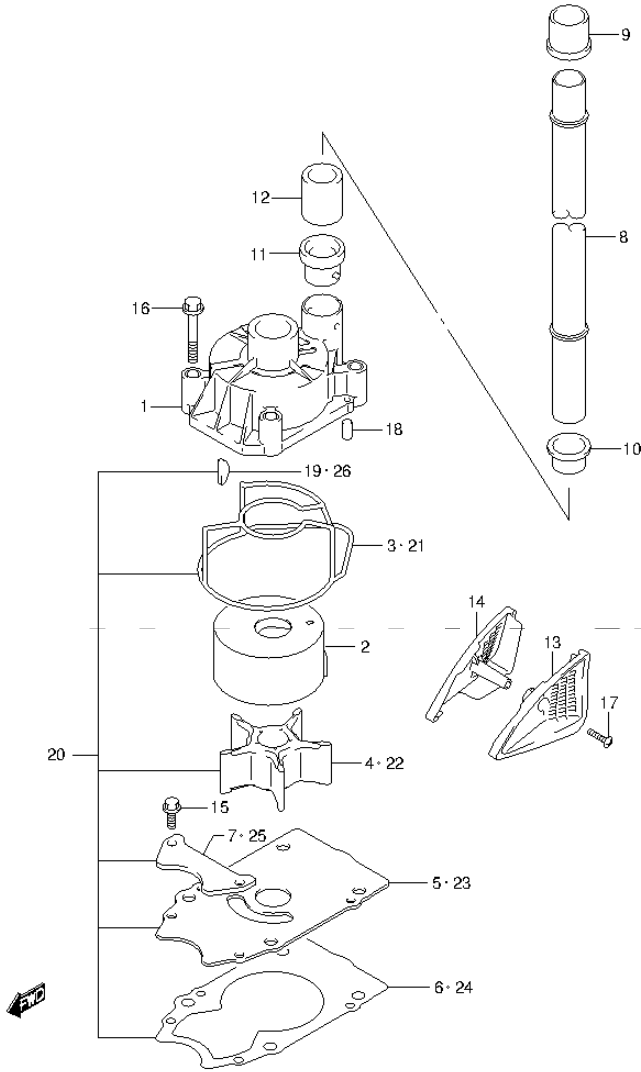


FIG.24 (1-D-10) WATER PUMP (DF300A E40)

REF NO.	PART NO.	DESCRIPTION	Q'TY	REMARKS
1	17410-93J01	CASE, WATER PUMP	1	
2	17413-93J12	SLEEVE, CASE	1	
3	17416-93J00	SEALING, CASE	1	
4	17461-93J00	IMPELLER, WATER PUMP	1	
5	17471-98J11	PANEL, PUMP CASE UNDER	1	
6	17472-98J00	GASKET, PUMP CASE PANEL	1	
7	17473-98J00	PANEL, WATER PUMP NO.2	1	
8-1	17561-93J03	TUBE, WATER (UL)	1	W/TRANSOM(X)
8-2	17561-93J13	TUBE, WATER (XX)	1	W/TRANSOM(XX)
9	17562-93J00	BUSH, WATER TUBE UPPER	1	
10	17563-93J00	BUSH, WATER TUBE LOWER	1	
11	17564-93J00	BUSH, WATER PUMP CASE	1	
12	17612-93J00	SPACER, WATER TUBE	1	
13	17631-93L00	FILTER, WATER PORT SIDE	1	
14	17632-93L00	FILTER, WATER STBD SIDE	1	
15	29116-93J00	BOLT, PUMP CASE PANEL	2	
16	09116-08131	BOLT (8X45)	4	
17	09132-04034	SCREW (4X18)	1	
18	09202-06031	PIN (6X12)	2	
19	09420-05009	KEY	1	
20	17400-98J01	WATER PUMP REPAIR KIT	1	OPT
21	17416-93J00	.SEALING, CASE	1	OPT
22	17461-93J00	.IMPELLER, WATER PUMP	1	OPT
23	17471-98J01	.PANEL, PUMP CASE UNDER	1	OPT
24	17472-98J00	.GASKET, PUMP CASE PANEL	1	OPT
25	17473-98J00	.PANEL, WATER PUMP NO.2	1	OPT
26	09420-05009	.KEY	1	OPT

FIG.25

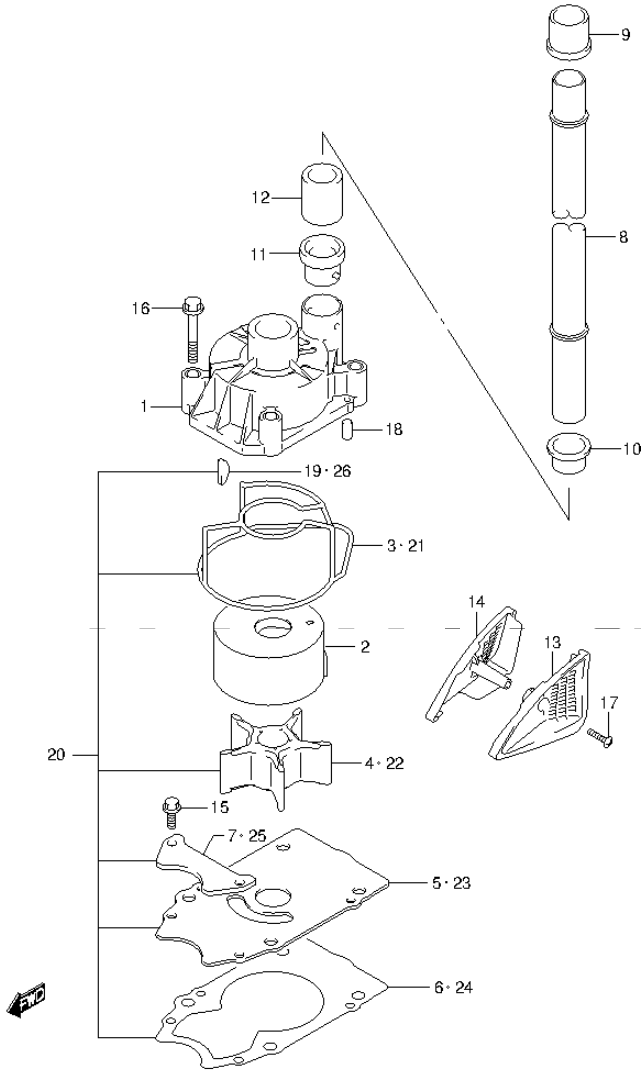


FIG.25 (1-D-11) WATER PUMP (DF250A E1)

REF NO.	PART NO.	DESCRIPTION	Q'TY	REMARKS
1	17410-93J01	CASE, WATER PUMP	1	
2	17413-93J02	SLEEVE, CASE	1	
3	17416-93J00	SEALING, CASE	1	
4	17461-93J00	IMPELLER, WATER PUMP	1	
5	17471-98J01	PANEL, PUMP CASE UNDER	1	
6	17472-98J00	GASKET, PUMP CASE PANEL	1	
7	17473-98J00	PANEL, WATER PUMP NO.2	1	
8-1	17561-93J03	TUBE, WATER (UL)	1	W/TRANSOM(X)
8-2	17561-93J13	TUBE, WATER (XX)	1	W/TRANSOM(XX)
9	17562-93J00	BUSH, WATER TUBE UPPER	1	
10	17563-93J00	BUSH, WATER TUBE LOWER	1	
11	17564-93J00	BUSH, WATER PUMP CASE	1	
12	17612-93J00	SPACER, WATER TUBE	1	
13	17631-93L00	FILTER, WATER PORT SIDE	1	
14	17632-93L00	FILTER, WATER STBD SIDE	1	
15	29116-93J00	BOLT, PUMP CASE PANEL	2	
16	09116-08131	BOLT (8X45)	4	
17	09132-04034	SCREW (4X18)	1	
18	09202-06031	PIN (6X12)	2	
19	09420-05009	KEY	1	
20	17400-98J01	WATER PUMP REPAIR KIT	1	OPT
21	17416-93J00	.SEALING, CASE	1	OPT
22	17461-93J00	.IMPELLER, WATER PUMP	1	OPT
23	17471-98J01	.PANEL, PUMP CASE UNDER	1	OPT
24	17472-98J00	.GASKET, PUMP CASE PANEL	1	OPT
25	17473-98J00	.PANEL, WATER PUMP NO.2	1	OPT
26	09420-05009	.KEY	1	OPT

FIG.26

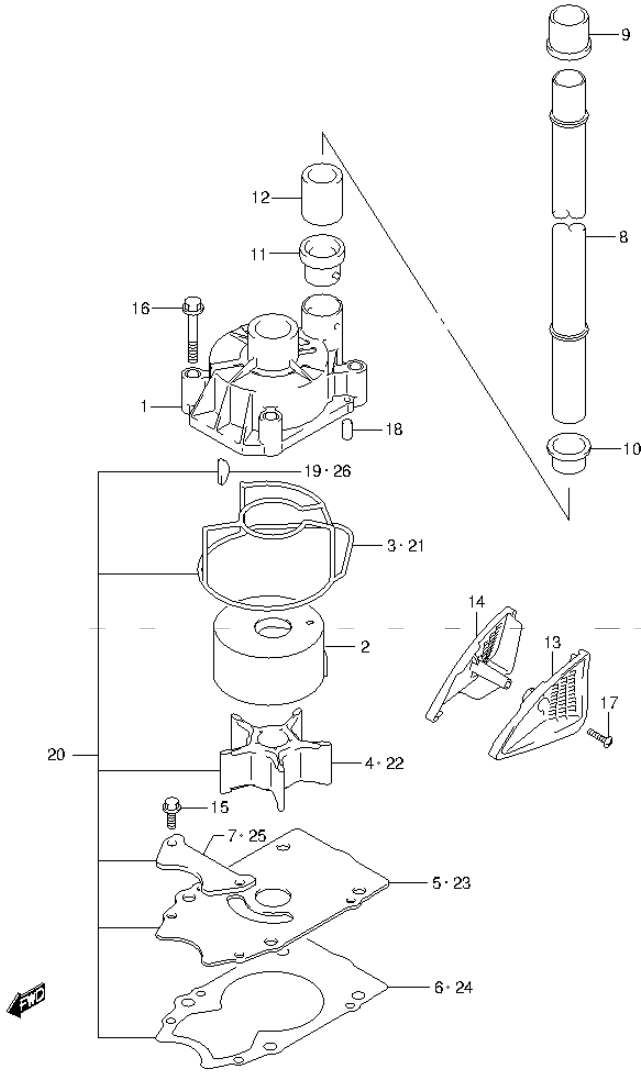


FIG.26 (1-D-12) WATER PUMP (DF250A E40)

REF NO.	PART NO.	DESCRIPTION	Q'TY	REMARKS
1	17410-93J01	CASE, WATER PUMP	1	
2	17413-93J12	SLEEVE, CASE	1	
3	17416-93J00	SEALING, CASE	1	
4	17461-93J00	IMPELLER, WATER PUMP	1	
5	17471-98J11	PANEL, PUMP CASE UNDER	1	
6	17472-98J00	GASKET, PUMP CASE PANEL	1	
7	17473-98J00	PANEL, WATER PUMP NO.2	1	
8-1	17561-93J03	TUBE, WATER (UL)	1	W/TRANSOM(X)
8-2	17561-93J13	TUBE, WATER (XX)	1	W/TRANSOM(XX)
9	17562-93J00	BUSH, WATER TUBE UPPER	1	
10	17563-93J00	BUSH, WATER TUBE LOWER	1	
11	17564-93J00	BUSH, WATER PUMP CASE	1	
12	17612-93J00	SPACER, WATER TUBE	1	
13	17631-93L00	FILTER, WATER PORT SIDE	1	
14	17632-93L00	FILTER, WATER STBD SIDE	1	
15	29116-93J00	BOLT, PUMP CASE PANEL	2	
16	09116-08131	BOLT (8X45)	4	
17	09132-04034	SCREW (4X18)	1	
18	09202-06031	PIN (6X12)	2	
19	09420-05009	KEY	1	
20	17400-98J01	WATER PUMP REPAIR KIT	1	OPT
21	17416-93J00	.SEALING, CASE	1	OPT
22	17461-93J00	.IMPELLER, WATER PUMP	1	OPT
23	17471-98J01	.PANEL, PUMP CASE UNDER	1	OPT
24	17472-98J00	.GASKET, PUMP CASE PANEL	1	OPT
25	17473-98J00	.PANEL, WATER PUMP NO.2	1	OPT
26	09420-05009	.KEY	1	OPT

FIG.27

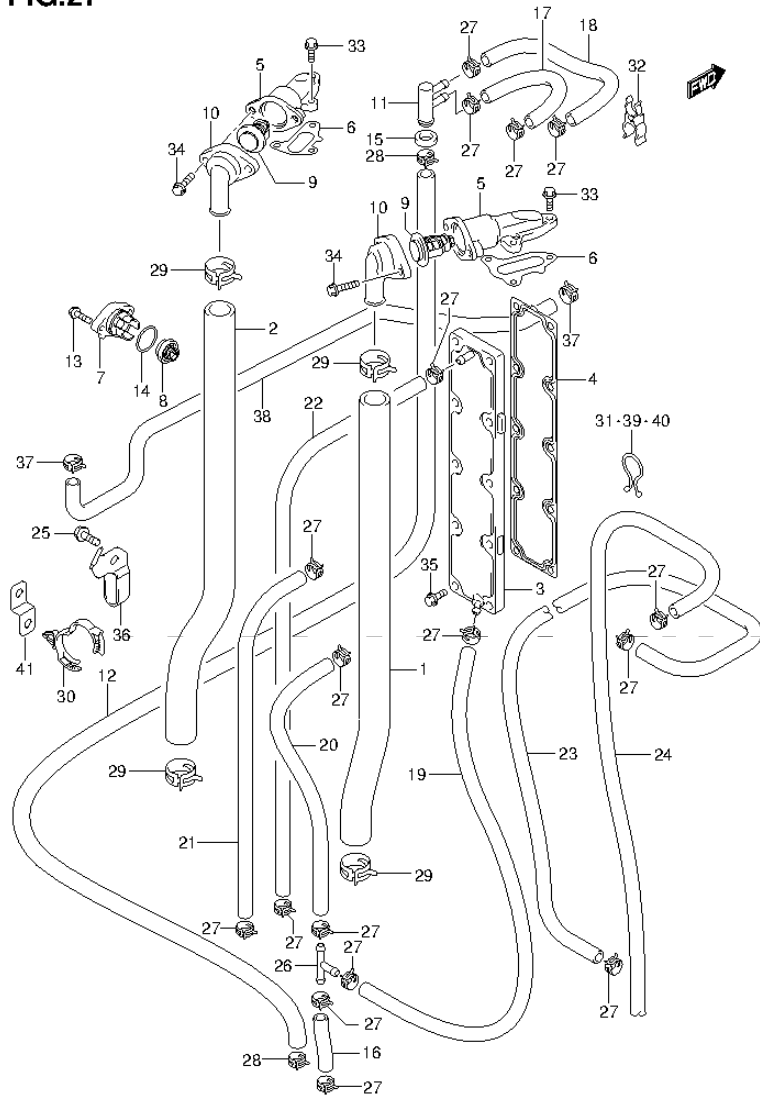


FIG.27 (1-D-13) THERMOSTAT

REF NO.	PART NO.	DESCRIPTION	Q'TY	REMARKS
1	11196-93J00	HOSE, WATER RETURN STBD	1	
2	11197-93J00	HOSE, WATER RETURN PORT	1	
3	11270-93J00	PLATE, CYL BLOCK WTR JKT	1	
4	11272-93J00	GASKET, CYL BLOCK PLATE	1	
5	17581-93J00	PIPE, OUTLET	2	
6	17582-93J00	GASKET, OUTLET PIPE	2	
7	17611-90J00-0EP	COVER, WATER PRESS VALVE (BLACK)	1	
8	17660-99E01	VALVE, WATER PRESSURE	1	
9-1	17670-90J20	THERMOSTAT (50C)	2	
9-2	17670-90J10	THERMOSTAT (71C)	1	OPT
10	17681-93J00	COVER, THERMOSTAT	2	
11	17711-90J00	3 WAY, WATER HOSE	1	
12	17712-93J00	HOSE (3 WAY TO E/H COV)	1	
13	09116-06121	BOLT (6X25)	2	
14	09280-26006	O RING (D:3.1,ID:26.4)	1	
15	09320-12014	CUSHION	1	
16	09352-50903-600	HOSE (5X9X600)	1	L:600->60
17	09352-50903-600	HOSE (5X9X600)	1	L:600->120
18	09352-50903-600	HOSE (5X9X600)	1	L:600->190
19	09352-50903-600	HOSE (5X9X600)	1	L:600->300
20	09352-50903-600	HOSE (5X9X600)	1	L:600->330
21	09352-50903-600	HOSE (5X9X600)	1	
22	09352-50903-600	HOSE (5X9X600)	1	
23	09352-50903-00B	HOSE (5X9X2000)	1	L:2000->850
24	09352-50903-00B	HOSE (5X9X2000)	1	L:2000->1010
25	01550-08127	BOLT	1	
26	09367-06002	JOINT, 3 WAY	1	
27	09401-08413	CLIP	18	
28	09401-14409	CLIP	2	
29	09401-25406	CLIP	4	
30	09403-25304	CLAMP	1	
31	09408-00008	CLIP (ID:20)	1	
32	09408-00056	CLIP	1	

FIG.27

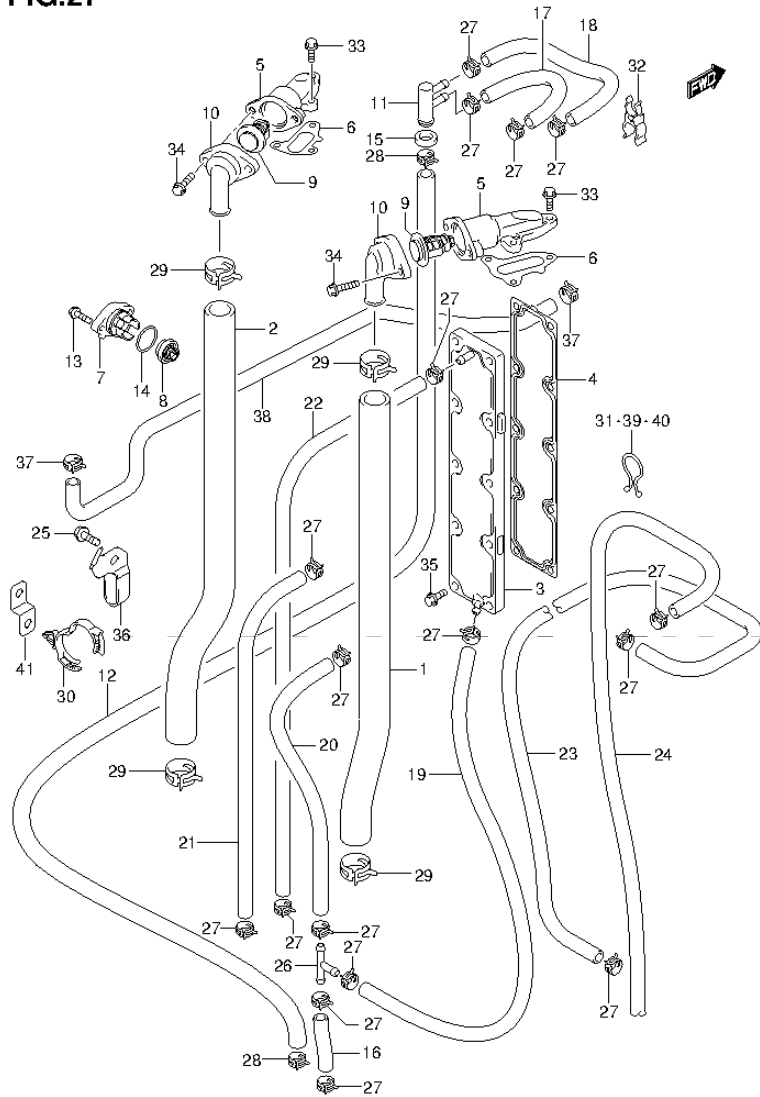


FIG.27 (1-D-14) THERMOSTAT

REF NO.	PART NO.	DESCRIPTION	Q'TY	REMARKS
33	01550-06207	BOLT	6	
34	01550-06207	BOLT	4	
35	01550-06257	BOLT	10	
36	17713-98J00	HOLDER, WATER HOSE	1	
37	09401-15414	CLIP	2	
38	17915-98J01	HOSE, WATER FLUSH	1	
39	09408-00024	CLIP (ID:23)	1	
40	09408-00021	CLIP (ID:16)	1	
41	36617-93J10	BRACKET, HOSE CLAMP	1	

FIG.28

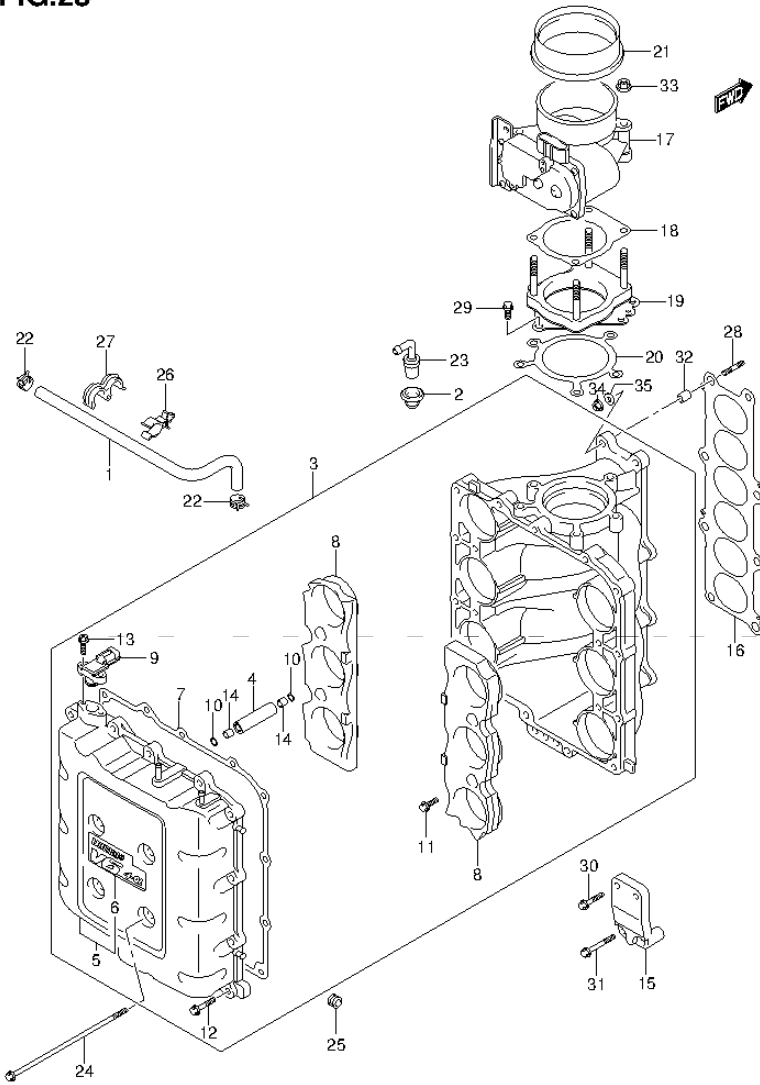


FIG.28 (1-D-15) THROTTLE BODY

REF NO.	PART NO.	DESCRIPTION	Q'TY	REMARKS
1	11193-98J00	HOSE, PCV	1	
2	11198-58B00	SEAL, PCV VALVE	1	
3	13100-98J01	COLLECTOR ASSY	1	
4	13137-98J00	.SPACER, COLLECTOR	4	
5	13140-98J01	.COVER, COLLECTOR	1	
6	61436-98J00	..MARK, EMBLEM V6 (4.0L)	1	
7	13147-98J00	.GASKET, COLLECTOR COVER	1	
8	13180-98J00	.FUNNEL, COLLECTOR	2	
9	18590-68H00	.SENSOR, MAP	1	
10	09280-10009	.O RING (D:1.3,ID:9.8)	8	
11	01550-08167	.BOLT	4	
12	01550-08357	.BOLT	11	
13	02162-05207	.SCREW	2	
14	04211-11129	.PIN	8	
15	13134-98J00	BRACKET, COLLECTOR	1	
16	13139-98J00	GASKET, COLLECTOR	1	
17	13310-98J00	BODY ASSY, THROTTLE	1	
18	13343-98J10	GASKET, THROTTLE BODY	1	
19	13315-98J00	DAMPER, THROTTLE BODY	1	
20	13421-98J00	GASKET, THROTTLE BODY	1	
21	13813-98J00	GROMMET, THROTTLE BODY	1	
22	09401-13423	CLIP	2	

FIG.28

FIG.28 (1-E-2) THROTTLE BODY

REF NO.	PART NO.	DESCRIPTION	Q'TY	REMARKS
23	18118-93J00	VALVE, PCV	1	
24	09103-08370	BOLT (8X250)	6	
25	09320-08076	GROMMET	4	
26	09403-13310	CLAMP	1	
27	09408-00155	CLAMP	1	
28	01421-08357	BOLT	2	
29	01550-08167	BOLT	5	
30	01550-08357	BOLT	2	
31	01550-08607	BOLT	2	
32	04211-11129	PIN	2	
33	09159-08136	NUT	4	
34	08316-10087	NUT	2	
35	09160-08161	WASHER (8.2X23X3.2)	2	

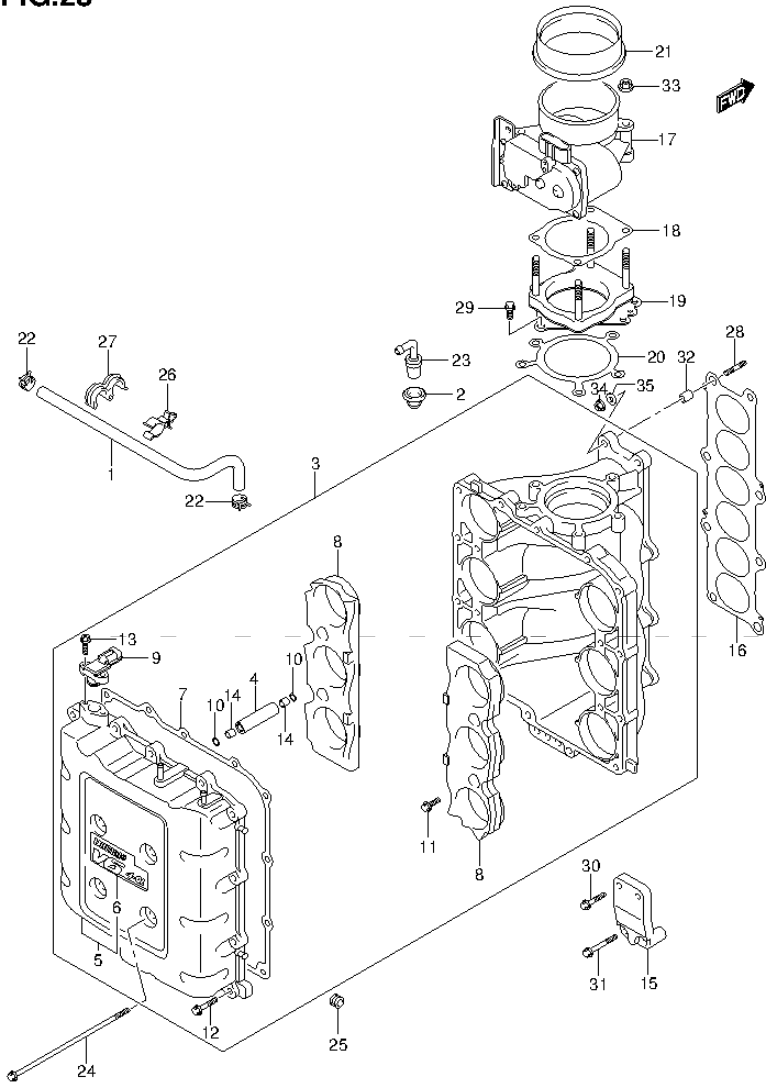


FIG.29

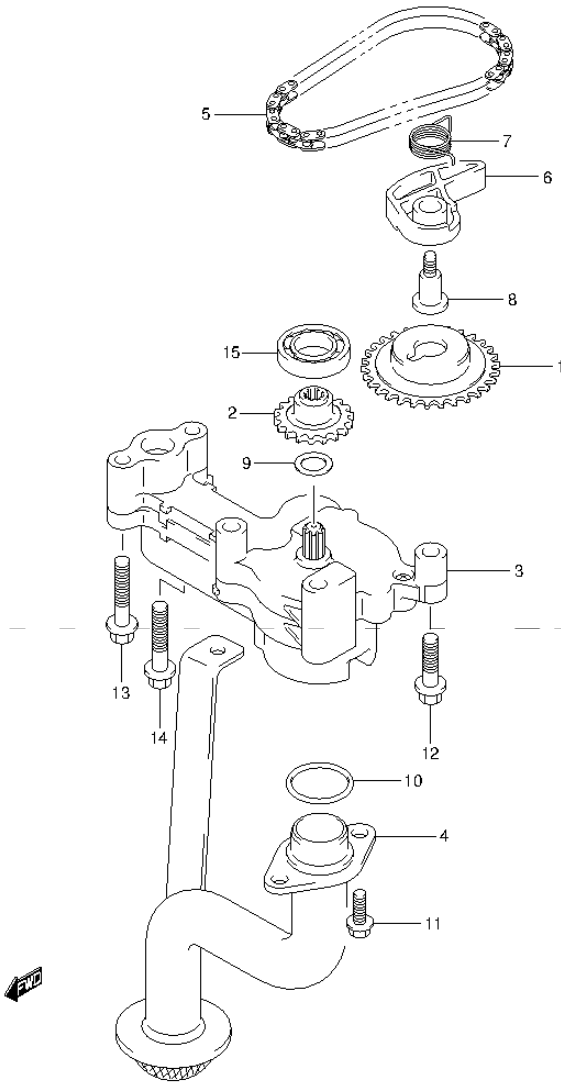


FIG.29 (1-E-3) OIL PUMP

REF NO.	PART NO.	DESCRIPTION	Q'TY	REMARKS
1	12632-93J11	SPROCKET, OIL PUMP DRIVE (NT:32)	1	
2	16113-93J10	SPROCKET, OIL PUMP DRIVEN (NT:18)	1	
3	16400-93J02	PUMP ASSY, OIL	1	
4	16520-93J00	STRAINER, OIL PUMP	1	
5	16760-93J00	CHAIN, OIL PUMP DRIVE	1	
6	16781-93J00	TENSIONER, OIL PUMP CHAIN	1	
7	16782-93J00	SPRING, OIL PUMP TENSIONER	1	
8	16783-93J01	BOLT, OIL PUMP TENSIONER	1	
9	09181-12158	SHIM (12X20X0.5)	1	
10	09280-22020	O RING (D:2.4,ID:21.8)	2	
11	01550-0616A	BOLT	3	
12	01550-0845A	BOLT	1	
13	01550-0865A	BOLT	3	
14	01550-0885A	BOLT	1	
15	08110-60020	BEARING	1	

FIG.30

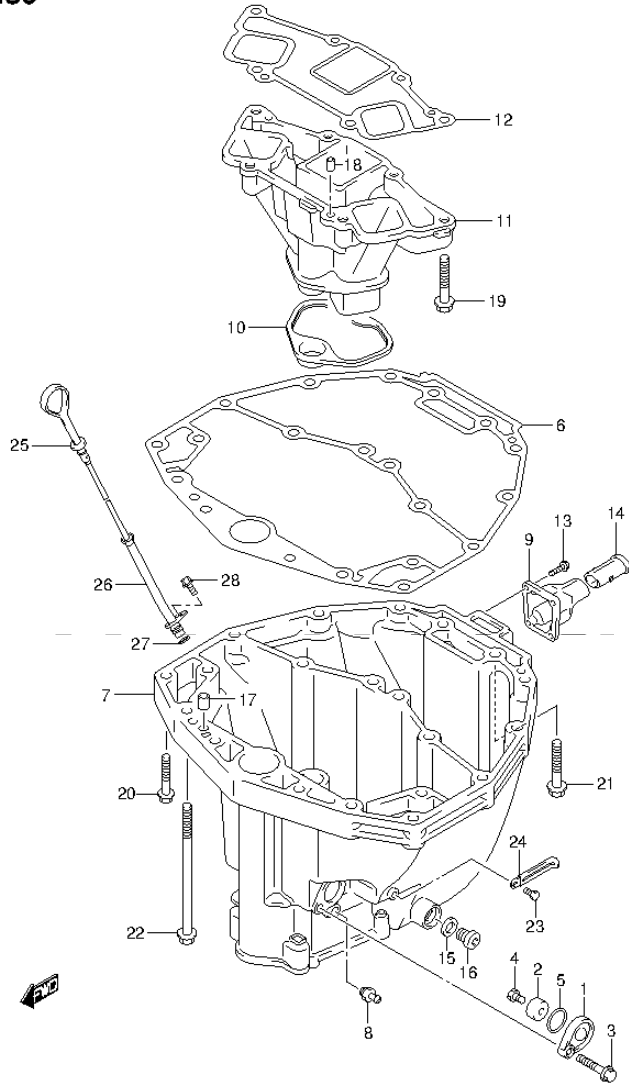


FIG.30 (1-E-4) OIL PAN

REF NO.	PART NO.	DESCRIPTION	Q'TY	REMARKS
1	11261-93J00-0EP	COVER, PROTECTION ANODE (BLACK)	1	
2-1	55321-87J00	ANODE, PROTECTION	1	
2-2	55321-87J10	ANODE (MAGNESIUM)	1	OPT
3	29103-93J30	BOLT, ANODE COVER	1	
4	09103-06281	BOLT (6X14)	1	
5	09280-22019	O RING (D:1.9,ID:21.8)	1	
6	11489-93J00	GASKET, OIL PAN	1	
7	11501-93J02-0EP	PAN, OIL (BLACK)	1	
8	11591-93J10	UNION, OIL PAN	1	
9	11541-93J00-0EP	PIPE, EXHAUST (BLACK)	1	
10	14154-93J01	SEAL, EXHAUST TUBE	1	
11	14211-98J00	TUBE, EXHAUST	1	
12	14212-93J00	GASKET, EXHAUST TUBE	1	
13	29116-93J00	BOLT, EXHAUST PIPE	4	
14	11435-93J00	PIPE, EXHAUST RELEASE	1	
15	09168-12012	GASKET (12.5X20X2.5)	1	
16	09248-12009	PLUG (12X18.65)	1	
17	09202-08006	PIN (8X12)	2	
18	09202-08006	PIN (8X12)	2	
19	01550-1050A	BOLT	4	
20	09116-08128	BOLT (8X40)	10	
21	09116-10175	BOLT (10X50)	2	
22	09116-10146	BOLT (10X195)	4	
23	29103-93J00	BOLT, SPEEDOMETER HOSE CLAMP	1	
24	29404-93J10	CLAMP, SPEEDOMETER HOSE	1	
25	16910-93J00	GAUGE, OIL LEVEL	1	
26	16930-93J00	GUIDE, OIL LEVEL GAUGE	1	
27	09280-09008	O RING (D:2.1,ID:8.8)	1	
28	01550-06127	BOLT	1	

FIG.31

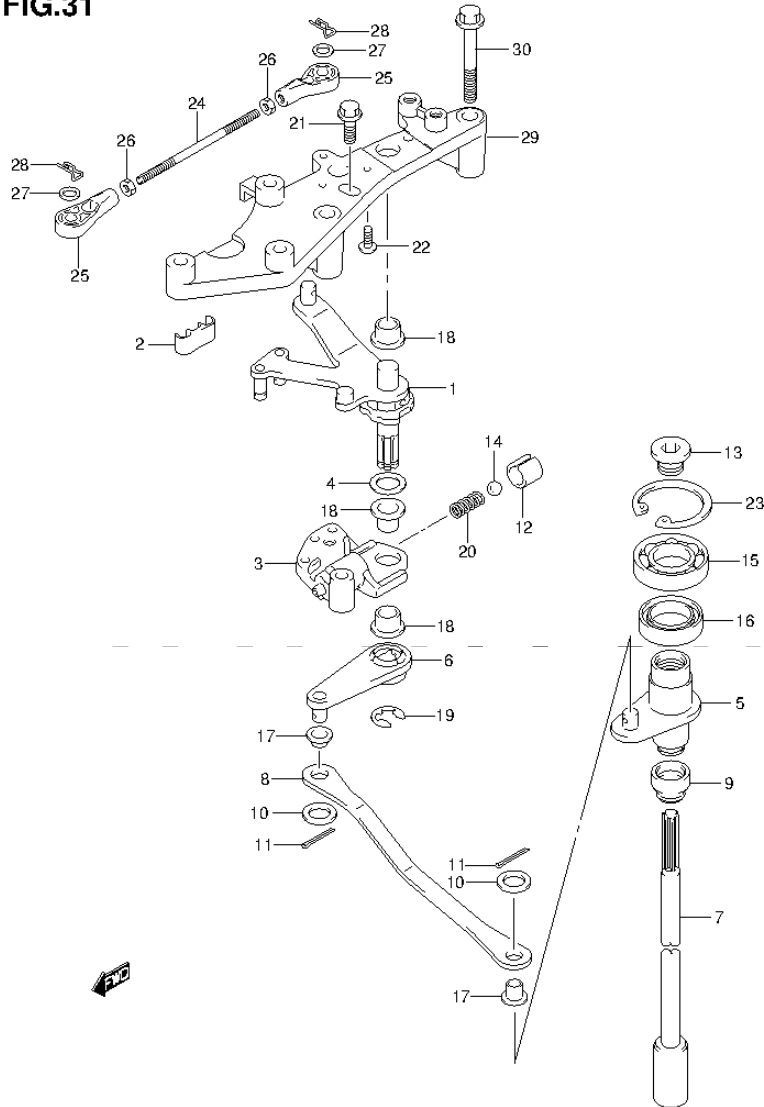


FIG.31 (1-E-5) CLUTCH SHAFT

REF NO.	PART NO.	DESCRIPTION	Q'TY	REMARKS
1	21110-98J00	LEVER, CLUTCH	1	
2	21131-93J00	BUSH, CLUTCH LEVER	1	
3	21151-93J00	HOLDER, CLUTCH LEVER	1	
4	09160-10148	WASHER (10X20X3)	1	
5	21210-98J00	SHAFT, CLUTCH	1	
6	21230-98J00	ARM, CLUTCH SHAFT	1	
7	23111-93J00	ROD, CLUTCH (UL)	1	
8	23115-98J00	LINK, CLUTCH LEVER	1	
9	25223-94400	COVER, CLUTCH ROD	1	
10	09160-06094	WASHER (6.5X15X1.5)	2	
11	09204-01006	PIN	2	
12	09205-10006	SPRING PIN (10.2X10)	1	
13	09248-12011	PLUG (12X9)	1	
14	09260-10005	BALL	1	
15	09262-17019	BEARING (17X35X8)	1	
16	09289-18001	OIL SEAL (18X30X8)	1	
17	09306-06005	BUSH	2	
18	09306-10001	BUSH	3	
19	09383-08004	E RING	1	
20	09440-07051	SPRING	1	
21	01550-06207	BOLT	1	
22	02142-05107	SCREW	2	
23	08331-41359	CIRCLIP	1	
24	21241-98J00	LINK, CLUTCH LEVER NO.2	1	
25	67467-89J01	CONNECTOR, REMOCON CABLE	2	
26	67471-99E00	NUT, REMOCON CABLE	2	
27	09160-06055	WASHER (7X12X1)	2	
28	09385-06012	CLIP	2	
29	19115-98J10	HOLDER, CLUTCH LEVER	1	
30	01550-08557	BOLT	2	

FIG.32

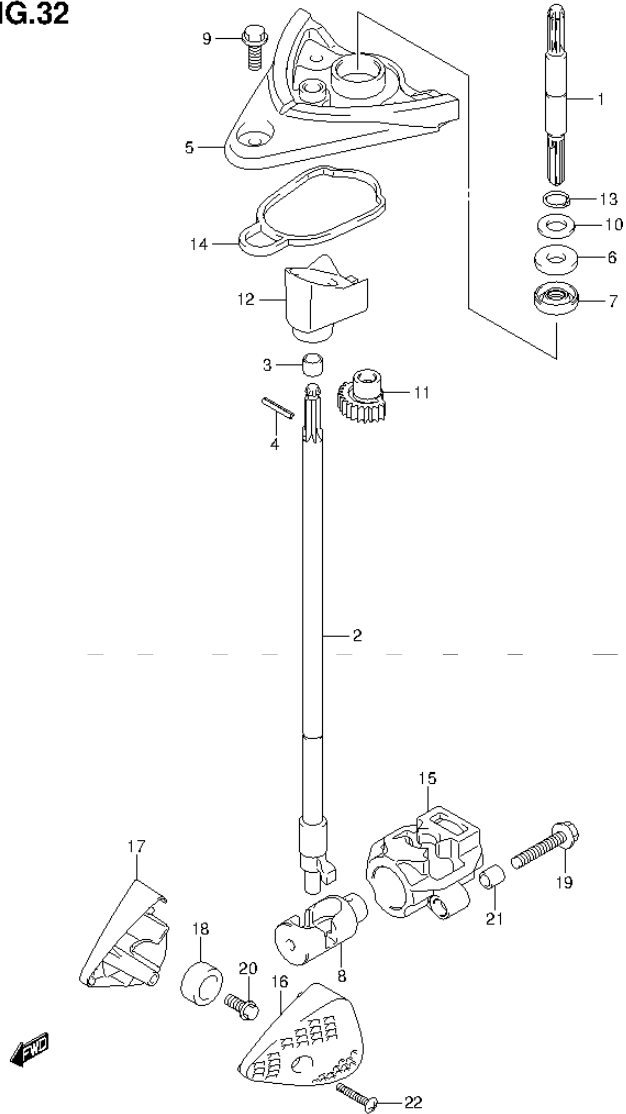


FIG.32 (1-E-6) CLUTCH ROD

REF NO.	PART NO.	DESCRIPTION	Q'TY	REMARKS
1-1	25112-93L00	ROD, SHIFT DRIVE (X)	1	W/TRANSOM(X)
1-2	25112-93L10	ROD, SHIFT DRIVE (XX)	1	W/TRANSOM(XX)
2	25130-93L00	YOKE, SHIFTER	1	
3	25232-90J00	MAGNET, GEAR CASE	2	
4	09205-03004	SPRING PIN (3X20)	1	
5	25141-93L00-0EP	HOUSING, SHIFT ROD GUIDE (BLACK)	1	
6	25222-90J00	COVER, SFT GUIDE HSG OIL SEAL	1	
7	09283-10011	OIL SEAL (10X22X8)	1	
8	25321-93L00	SLIDER, SHIFT HORIZONTAL	1	
9	29116-93J00	BOLT, SHIFT ROD HOUSING	3	
10	09160-10082	WASHER (10.5X19X2)	1	
11	25113-93L00	GEAR, SHIFT ROD (NT:13)	2	
12	25215-93L00	HOUSING, MAGNET	1	
13	09383-07003	E RING	3	
14	55122-93L00	SEALING, SHIFT ROD GUIDE HSG	1	
15	56141-93L00	HOUSING, SHIFT SLIDER	1	
16	17637-93L00	FILTER, WATER PORT FRONT SIDE	1	
17	17638-93L00	FILTER, WATER STBD FRONT SIDE	1	
18	55321-87J00	ANODE, PROTECTION	1	
19	01550-06357	BOLT	2	
20	09103-06281	BOLT (6X14)	1	
21	09206-09012	PIN (7.4X9X10)	2	
22	09132-04034	SCREW (4X18)	1	

FIG.33

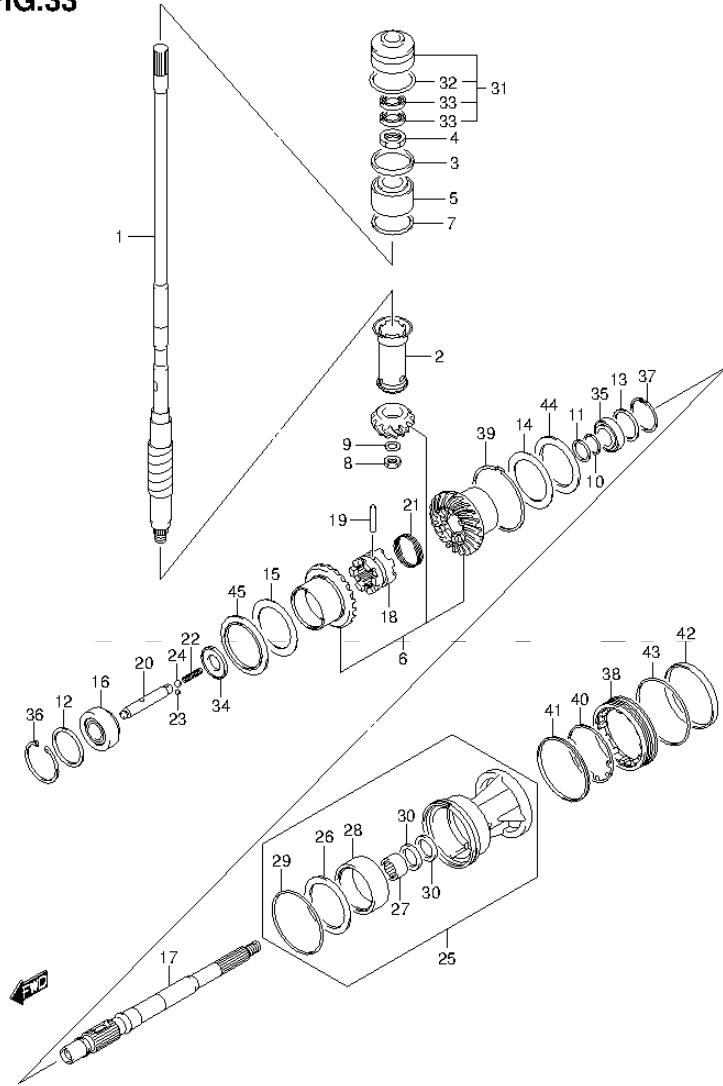


FIG.33 (1-E-7) TRANSMISSION

REF NO.	PART NO.	DESCRIPTION	Q'TY	REMARKS
1-1	57110-93L10	SHAFT, DRIVE (X)	1	W/TRANSOM(X)
1-2	57110-93L20	SHAFT, DRIVE (XX)	1	W/TRANSOM(XX)
2	57133-93L00	COLLAR, DRIVE SHAFT	1	
3	57134-93J00	SPACER, DRIVE SHAFT BEARING	1	
4	09159-28003	NUT	1	
5	09269-32002	BEARING (32X66X49)	1	
6	57300-93L01	SET GEAR	1	
7-1	09181-60004	SHIM (T:0.45)	1	
7-2	09181-60005	SHIM (T:0.5)	1	
7-3	09181-60006	SHIM (T:0.55)	1	
7-4	09181-60007	SHIM (T:0.6)	1	
7-5	09181-60008	SHIM (T:0.65)	1	
7-6	09181-60009	SHIM (T:0.7)	1	
7-7	09181-60010	SHIM (T:0.75)	1	
7-8	09181-60011	SHIM (T:0.8)	1	
7-9	09181-60012	SHIM (T:0.85)	1	
7-10	09181-60013	SHIM (T:0.9)	1	
8	09140-16026	NUT	1	
9	08221-16256	WASHER	1	
10	09180-32006	SPACER (32.4X40X3)	1	REV GEAR
11-1	09181-32035	SHIM (T:0.5)	1	REV GEAR
11-2	09181-32036	SHIM (T:0.55)	1	REV GEAR
11-3	09181-32037	SHIM (T:0.6)	1	REV GEAR
11-4	09181-32038	SHIM (T:0.65)	1	REV GEAR
11-5	09181-32039	SHIM (T:0.7)	1	REV GEAR
11-6	09181-32040	SHIM (T:0.75)	1	REV GEAR
11-7	09181-32041	SHIM (T:0.8)	1	REV GEAR
11-8	09181-32042	SHIM (T:0.85)	1	REV GEAR
11-9	09181-32043	SHIM (T:0.9)	1	REV GEAR
11-10	09181-32044	SHIM (T:0.95)	1	REV GEAR
12	09160-60012	WASHER (60X72X3)	1	FWD GEAR
13	09160-50006	WASHER (50X58X3)	1	REV GEAR
14-1	09181-78001	SHIM (T:0.5)	1	REV GEAR
14-2	09181-78002	SHIM (T:0.55)	1	REV GEAR

FIG.33

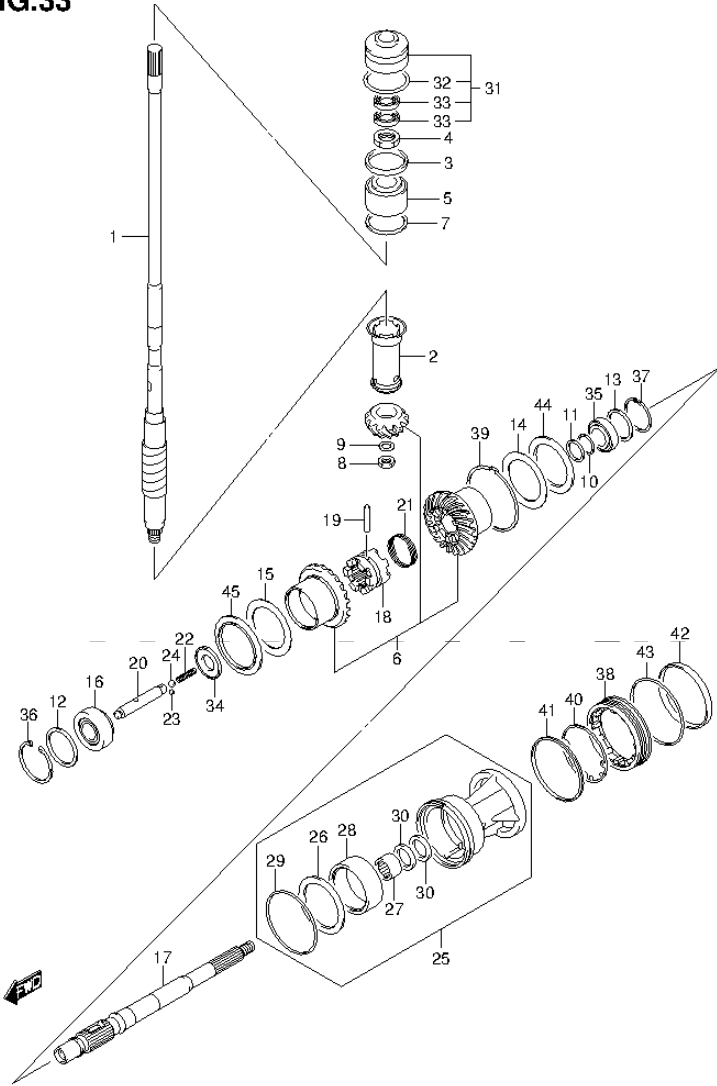


FIG.33 (1-E-8) TRANSMISSION

REF NO.	PART NO.	DESCRIPTION	Q'TY	REMARKS
14-3	09181-78003	SHIM (T:0.6)	1	REV GEAR
14-4	09181-78004	SHIM (T:0.65)	1	REV GEAR
14-5	09181-78005	SHIM (T:0.7)	1	REV GEAR
14-6	09181-78006	SHIM (T:0.75)	1	REV GEAR
14-7	09181-78007	SHIM (T:0.8)	1	REV GEAR
14-8	09181-78008	SHIM (T:0.85)	1	REV GEAR
14-9	09181-78009	SHIM (T:0.9)	1	REV GEAR
14-10	09181-78010	SHIM (T:0.95)	1	REV GEAR
15-1	09181-84001	SHIM (T:0.5)	1	FWD GEAR
15-2	09181-84002	SHIM (T:0.55)	1	FWD GEAR
15-3	09181-84003	SHIM (T:0.6)	1	FWD GEAR
15-4	09181-84004	SHIM (T:0.65)	1	FWD GEAR
15-5	09181-84005	SHIM (T:0.7)	1	FWD GEAR
15-6	09181-84006	SHIM (T:0.75)	1	FWD GEAR
15-7	09181-84007	SHIM (T:0.8)	1	FWD GEAR
15-8	09181-84008	SHIM (T:0.85)	1	FWD GEAR
15-9	09181-84009	SHIM (T:0.9)	1	FWD GEAR
15-10	09181-84010	SHIM (T:0.95)	1	FWD GEAR
16	09265-30033	BEARING (30X72X28.75)	1	
17	57610-93L00	SHAFT, PROPELLER	1	
18	57621-93L00	SHIFTER, CLUTCH DOG	1	
19	09202-08013	PIN (8X55)	1	
20	57631-93L00	PIN, CONNECTOR	1	
21	09440-58001	SPRING	1	
22	57617-93L00	SPRING, DETENT	1	
23	06111-07004	BALL	2	
24	06111-11004	BALL	2	
25	56120-93L00-0EP	HOUSING, PROP SFT BRG (BLACK)	1	
26	56124-93L00	.WASHER, REVERSE GEAR THRUST	1	
27	09263-30023	.BEARING (30X40X25)	1	
28	09263-72001	.BEARING (72X90X34)	1	
29	09280-00047	.O RING (D:3, ID:109)	1	
30	09282-30006	.OIL SEAL (30X45X6)	2	
31	56130-93J01	HOUSING, DRIVE SHAFT BRG	1	

FIG.33

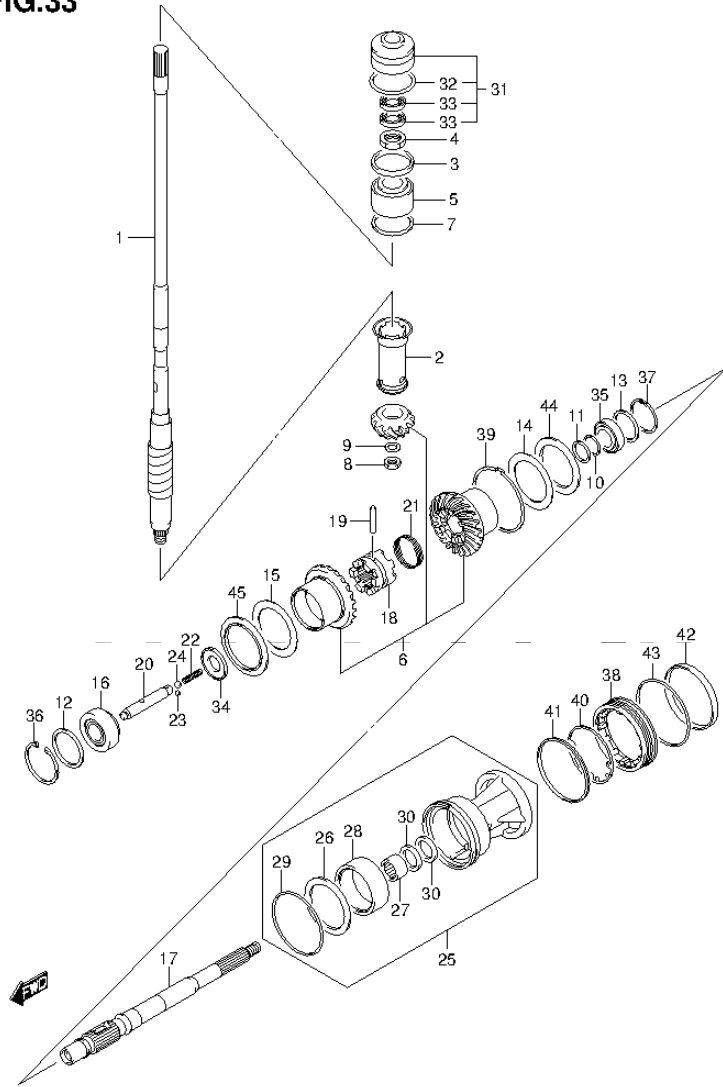


FIG.33 (1-E-9) TRANSMISSION

REF NO.	PART NO.	DESCRIPTION	Q'TY	REMARKS
32	09280-66004	.O RING (D:3.1,ID:65.4)	1	
33	09282-24004	.OIL SEAL (24X40X7)	2	
34	57622-93L00	SPACER, FORWARD THRUST	1	
35	09265-32003	BEARING (32X58X17)	1	
36	09381-72001	CIRCLIP	1	
37	08331-4158A	CIRCLIP	1	
38	56122-93L00	STOPPER, PROP SFT BRG HSG	1	
39	56126-93L00	WASHER., PROP SFT BRG HSG NO.1	1	
40	56127-93L00	WASHER., PROP SFT BRG HSG NO.2	1	
41	56128-93L00	SEAL, PROP SFT BRG HSG	1	
42	56129-93L00	BUSH, STOPPER	1	
43	09280-00030	O RING (D:1.8,ID:117.6)	1	
44	09263-78001	BEARING (78.26X105X5.45)	1	REVERSE
45	09263-83001	BEARING (83.26X110X5.45)	1	FORWARD

FIG.34

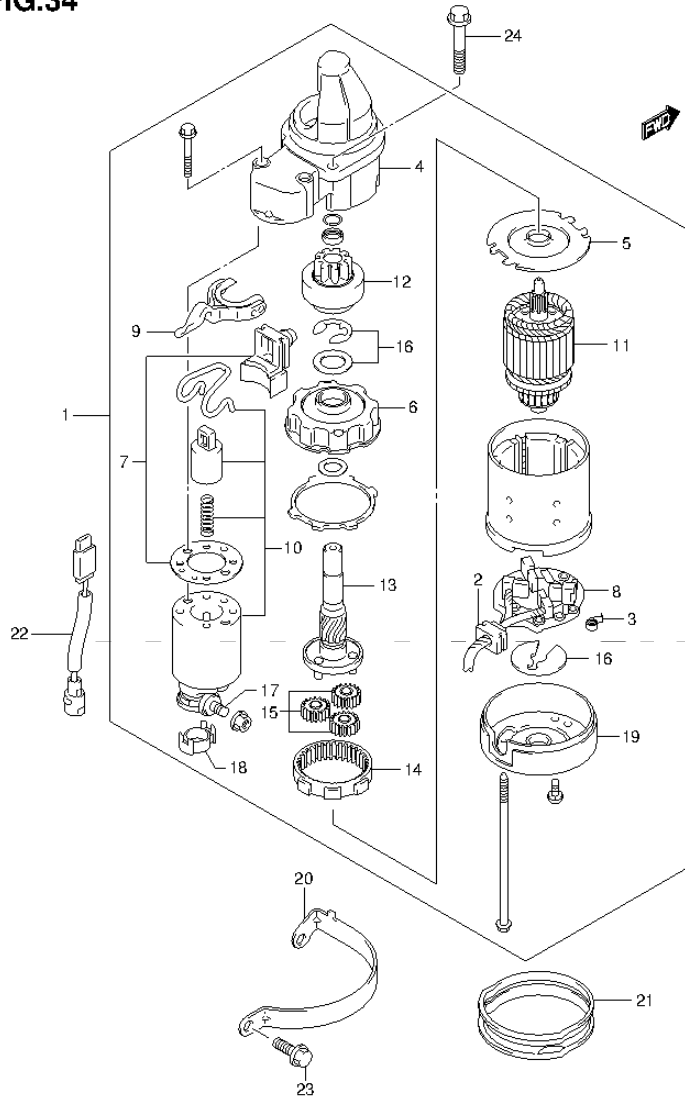


FIG.34 (1-E-10) STARTING MOTOR

REF NO.	PART NO.	DESCRIPTION	Q'TY	REMARKS
1	31100-96J01	STARTING MOTOR	1	
2	31131-90J01	.BRUSH SET, PLUS	1	
3	31135-90J00	.SPRING	4	
4	31151-94J00	.CASE, GEAR	1	
5	31152-90J00	.PLATE, CENTER	1	
6	31153-90J00	.BRACKET, PLANET GEAR	1	
7	31171-96J00	.COVER KIT, DUST	1	
8	31173-90J01	.HOLDER, BRUSH	1	
9	31191-96J00	.LEVER, SHIFT	1	
10	31220-94J00	.SWITCH, MAGNET	1	
11	31310-90J00	.ARMATURE	1	
12	31320-93J00	.PINION	1	
13	31341-93J00	.SHAFT, PINION	1	
14	31343-90J00	.INTERNAL GEAR	1	
15	31344-90J00	.GEAR, PLANETARY	3	
16	31360-93J01	.WASHER SET	1	
17	31913-93J00	.TERMINAL	1	
18	31914-93J00	.CAP, TERMINAL	1	
19	31170-90J00	.COVER ASSY, REAR	1	
20	31912-98J00	BAND, STARTING MOTOR	1	
21	31918-90J10	DAMPER, LOWER	1	
22	36645-93J00	LEAD WIRE	1	
23	01550-08207	BOLT	2	LOWER
24	01550-08307	BOLT	2	UPPER

FIG.35

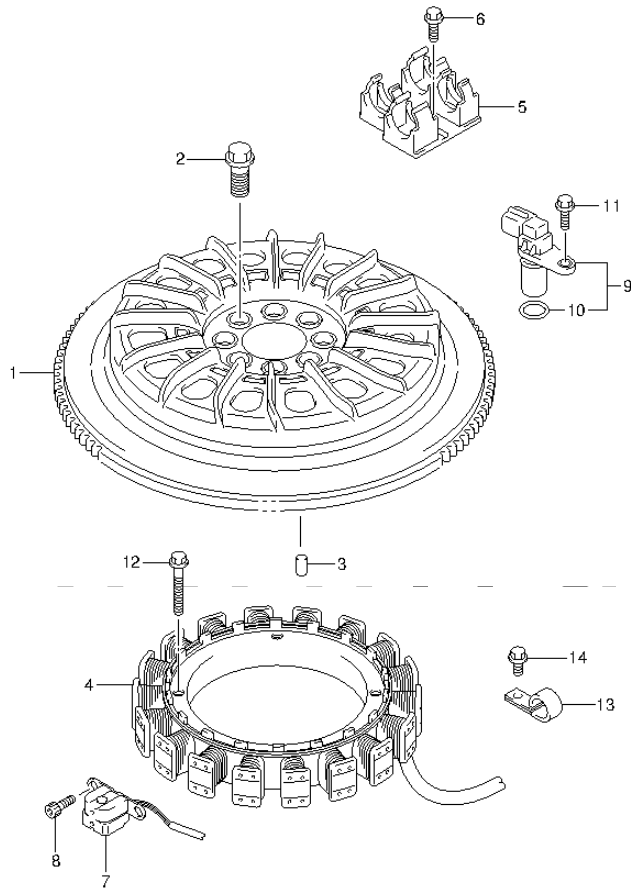


FIG.35 (1-E-11) MAGNETO

REF NO.	PART NO.	DESCRIPTION	Q'TY	REMARKS
1	32102-98J01	FLYWHEEL	1	
2	09103-12071	BOLT (12X26)	8	
3	09202-06031	PIN (6X12)	1	
4	32120-93J00	COIL, BATTERY CHARGING	1	
5	32131-93J00	HOLDER, STATOR CONNECTING	1	
6	01550-06167	BOLT	2	
7	32160-88L00	COIL, IGNITION TIMING	1	
8	09106-05030	BOLT (5X10)	2	
9	33220-69J00	SENSOR, CAM POSITION	3	
10	33221-42F00	.O RING	3	
11	01550-06167	BOLT	3	
12	09103-06231	BOLT (6X35)	4	
13	09403-13408	CLAMP	2	
14	01550-06127	BOLT	2	

FIG.36

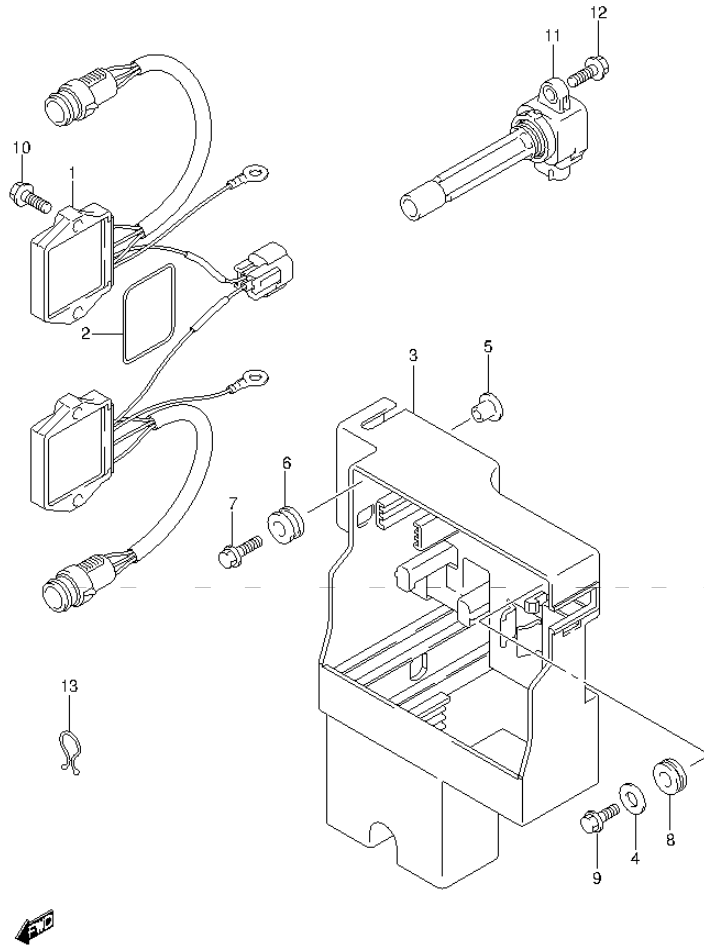


FIG.36 (1-E-12) RECTIFIER / IGNITION COIL

REF NO.	PART NO.	DESCRIPTION	Q'TY	REMARKS
1	32800-98J01	RECTIFIER & REGULATOR	1	
2	32805-93J00	O RING, RECTIFIER & REGULATOR	2	
3	32890-98J01	HOLDER, ELECTRIC PARTS	1	
4	09160-06134	WASHER (6.5X24X1.6)	1	
5	09169-06062	WASHER	3	
6	09320-09016	CUSHION	3	
7	09116-06202	BOLT (6X25)	3	
8	09320-12076	CUSHION	1	
9	01550-06127	BOLT	1	
10	01550-06257	BOLT	4	
11	33410-93J00	COIL ASSY, IGNITION	6	
12	01547-06207	BOLT	6	
13	09408-00021	CLIP (ID:16)	1	

FIG.37

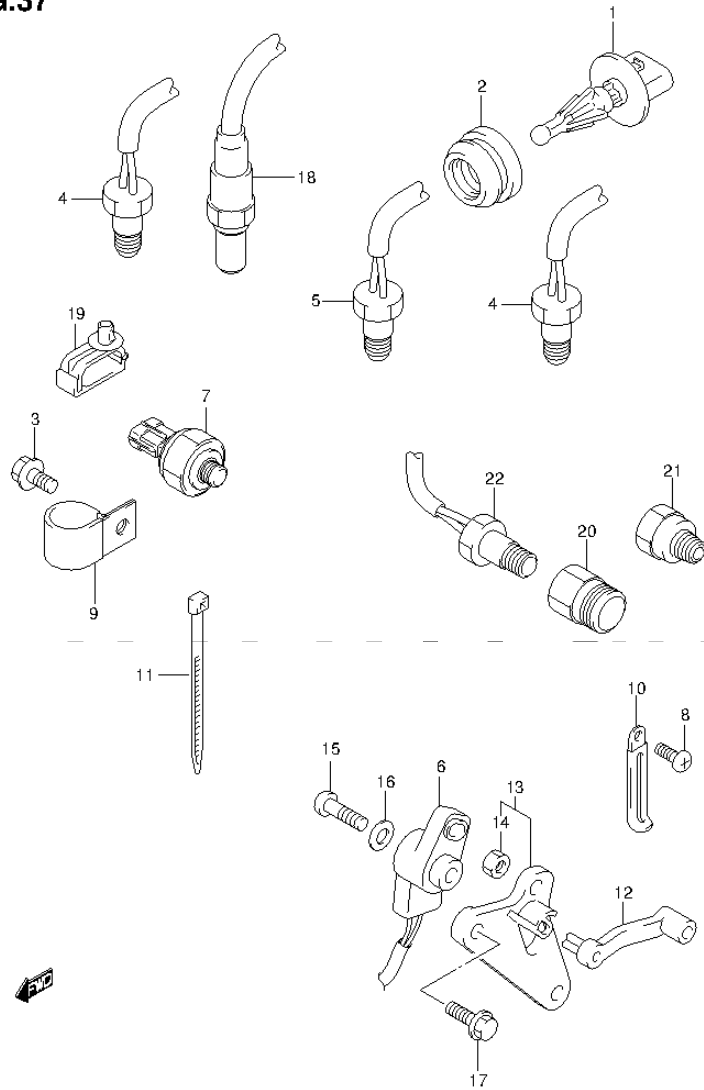


FIG.37 (1-E-13) SENSOR

REF NO.	PART NO.	DESCRIPTION	Q'TY	REMARKS
1	13650-52G00	SENSOR, INLET AIR TEMP	1	
2	13655-87J00	GROMMET, AIR TEMP SENSOR	1	
3	29103-93J00	BOLT, PTT MOTOR LEAD CLAMP	1	
4	34830-87J20	SENSOR ASSY, EXHAUST TEMP	2	
5	34830-87J20	SENSOR ASSY, CYLINDER TEMP	1	
6	34840-98J03	SENSOR ASSY, TRIM	1	
7	37820-98J00	SENSOR ASSY, OIL PRESSURE	1	
8	09125-06063	SCREW (6X10)	1	
9	09403-19409	CLAMP	1	
10	29404-93J10	CLAMP, PTT MOTOR LEAD	1	
11	09407-14407	CLAMP (L:145)	2	
12	34841-88L00	LEVER, TRIM SENSOR	1	
13	34845-88L00	BRACKET, TRIM SENSOR	1	
14	09140-05005	.NUT	1	
15	09125-05048	SCREW (5X16)	1	
16	09160-05029	WASHER (5.5X12X0.8)	1	
17	09103-06093	BOLT (6X20)	2	
18	18213-98J00	SENSOR, OXYGEN	1	
19	09403-07340	CLAMP	1	
20	11218-98J01	HOLDER, TEMP SENSOR	1	
21	11219-98J00	HOLDER, OIL SENSOR	1	
22	34830-98J00	SENSOR ASSY, OIL TEMP	1	

FIG.38

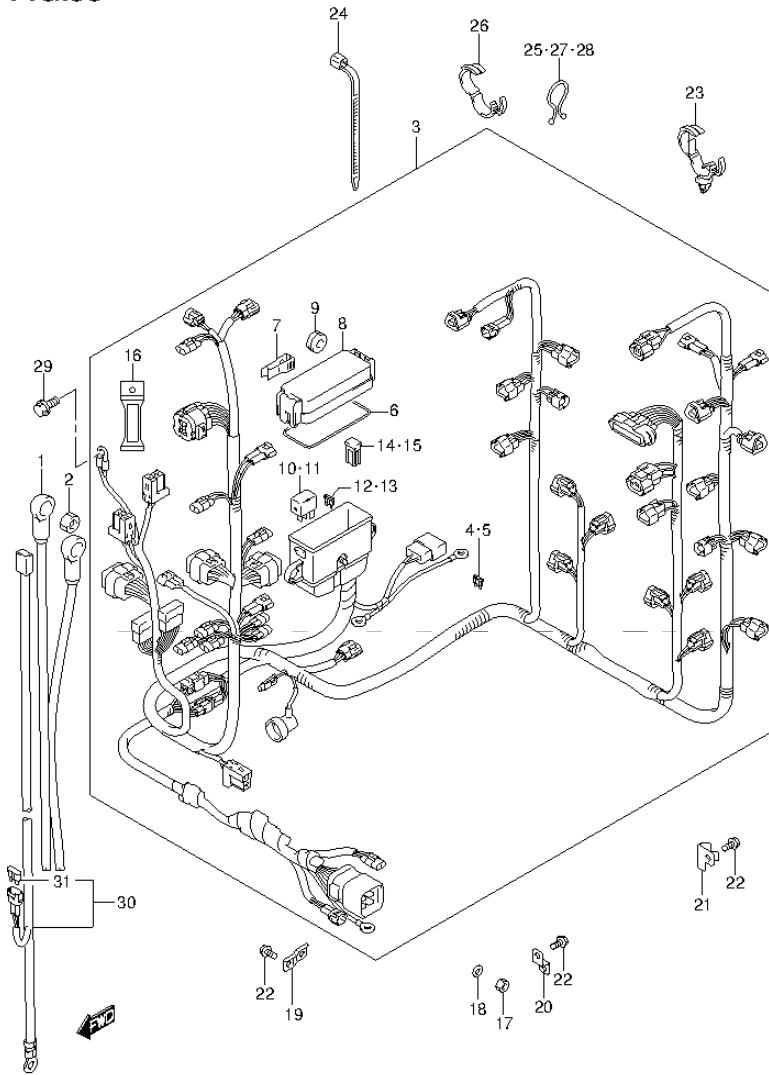
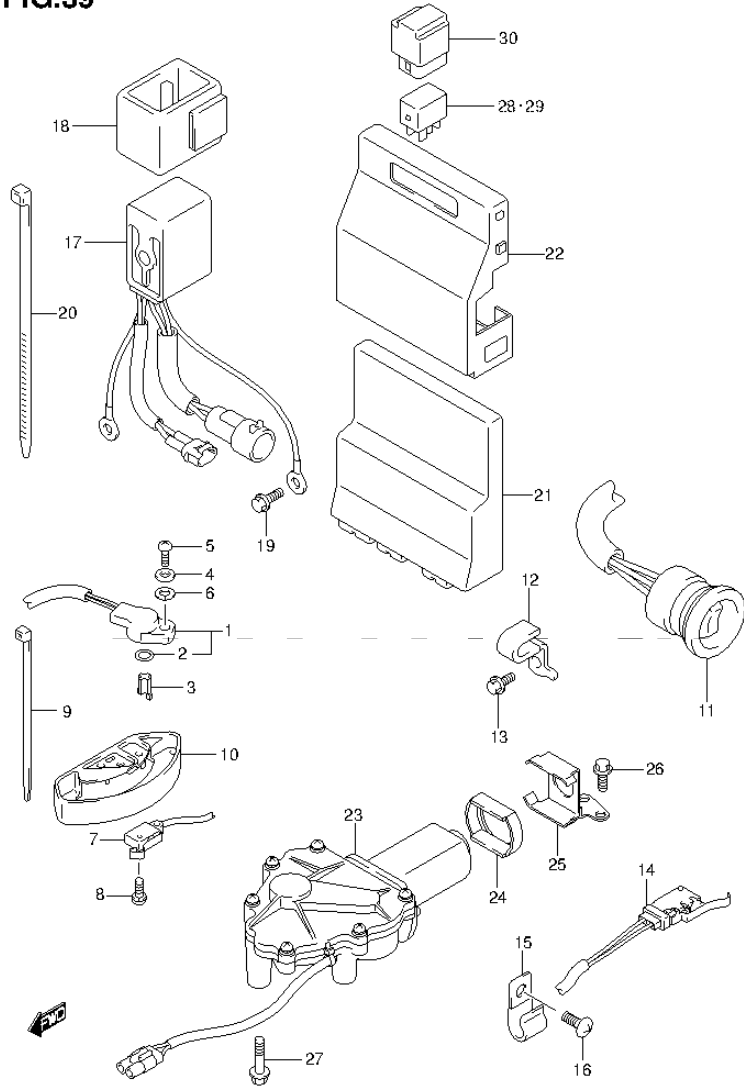


FIG.38 (1-E-14) HARNESS

REF NO.	PART NO.	DESCRIPTION	Q'TY	REMARKS
1	33810-93J01	CABLE, STARTER MOTOR	1	
2	08316-10087	NUT	1	
3	36610-98J40	HARNESS ASSY, WIRING	1	
4	09481-10501	.FUSE (10A)	2	
5	09481-15501	.FUSE (15A)	2	
6	36721-96J00	.O-RING, UPPER COVER	1	
7	36737-96J00	.PULLER, FUSE	1	
8	36738-98J00	.COVER, FUSE CASE UPPER	1	
9	09320-08021	.CUSHION	2	
10	38860-76F01	.RELAY, ENG CONTROL UNIT	1	
11	38860-76F01	.RELAY, STARTER MOTOR	1	
12	09481-15501	.FUSE (15A)	3	
13	09481-30501	.FUSE (30A)	3	
14	09481-40401	.FUSE (40A)	1	
15	09481-60401	.FUSE (60A)	2	
16	36612-98J10	.CONNECTOR, SELECT TERMINAL	1	
17	08310-00067	NUT	1	
18	08321-01067	WASHER	1	
19	36617-93J00	BRACKET, HARNESS	3	
20	36617-93J10	BRACKET, HARNESS	8	
21	36617-98J00	BRACKET, HARNESS	1	
22	01550-06127	BOLT	12	
23	09403-20308	CLAMP	1	
24	09407-18402	CLAMP (L:165)	4	
25	09408-00008	CLIP (ID:20)	2	
26	09408-00184	CLAMP	3	
27	09408-00012	CLIP (ID:11.5)	1	
28	09408-00008	CLIP (ID:20)	1	
29	01550-06127	BOLT	1	
30	36625-98J10	WIRE ASSY, BATTEERY	1	OPT
31	09481-30501	.FUSE (30A)	1	OPT

FIG.39

FIG.39 (1-E-15) PTT SWITCH / ENGINE CONTROL UNIT (DF300A E1)



REF NO.	PART NO.	DESCRIPTION	Q'TY	REMARKS
1	13580-98J02	SENSOR ASSY, SHIFT POSITION	1	
2	13575-40F00	.O RING	1	
3	37729-98J00	LEVER, SHIFT SENSOR	1	
4	09160-05029	WASHER (5.5X12X0.8)	1	
5	07130-05167	BOLT	1	
6	08321-0105A	WASHER	1	
7	37721-93J00	SWITCH ASSY, NEUTRAL	1	
8	09137-04004	SCREW (4X16)	2	
9	09407-10404	CLAMP (L:100)	2	
10	37725-93J11	COVER, SWITCH ASSY	1	
11	37850-99E04	SWITCH ASSY, PTT	1	
12	09403-11315	CLAMP	1	
13	01550-06127	BOLT	1	
14	37722-93J11	SWITCH ASSY, TILT LIMIT	1	
15	09403-09316	CLAMP	1	
16	29125-93J00	SCREW, TILT LIMIT CLAMP	1	
17	38410-93J12	RELAY, PTT	1	
18	38415-93J00	HOLDER, PTT RELAY	1	
19	01550-06127	BOLT	1	
20	09407-30401	CLAMP (L:300)	1	
21	33920-98JA1	UNIT, ENGINE CONTROL	1	
22	33925-98J00	CUSHION, ENGINE CONTROL UNIT	1	
23	38890-98J00	ACTUATOR, SHIFT	1	
24	38892-98J00	DAMPER, SHIFT ACTUATOR	1	
25	38895-98J00	BRACKET, SHIFT ACTUATOR	1	
26	01550-06167	BOLT	2	
27	01550-06357	BOLT	3	
28	38860-76F01	RELAY, ACTUATOR	2	
29	38860-76F01	RELAY, OXYGEM SENSOR HEATER	1	
30	38915-90J00	HOLDER, RELAY	3	

FIG.40

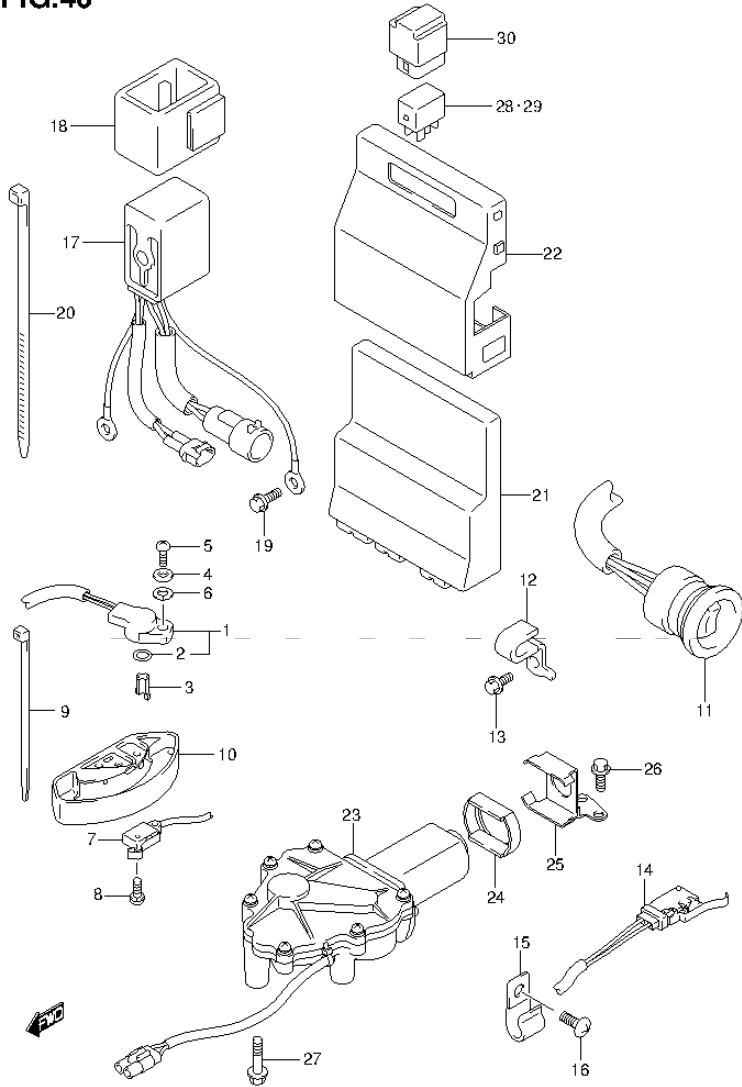


FIG.40 (1-F-2) PTT SWITCH / ENGINE CONTROL UNIT (DF300A E40)

REF NO.	PART NO.	DESCRIPTION	Q'TY	REMARKS
1	13580-98J02	SENSOR ASSY, SHIFT POSITION	1	
2	13575-40F00	.O RING	1	
3	37729-98J00	LEVER, SHIFT SENSOR	1	
4	09160-05029	WASHER (5.5X12X0.8)	1	
5	07130-05167	BOLT	1	
6	08321-0105A	WASHER	1	
7	37721-93J00	SWITCH ASSY, NEUTRAL	1	
8	09137-04004	SCREW (4X16)	2	
9	09407-10404	CLAMP (L:100)	2	
10	37725-93J11	COVER, SWITCH ASSY	1	
11	37850-99E04	SWITCH ASSY, PTT	1	
12	09403-11315	CLAMP	1	
13	01550-06127	BOLT	1	
14	37722-93J11	SWITCH ASSY, TILT LIMIT	1	
15	09403-09316	CLAMP	1	
16	29125-93J00	SCREW, TILT LIMIT CLAMP	1	
17	38410-93J12	RELAY, PTT	1	
18	38415-93J00	HOLDER, PTT RELAY	1	
19	01550-06127	BOLT	1	
20	09407-30401	CLAMP (L:300)	1	
21	33920-98JA1	UNIT, ENGINE CONTROL	1	
22	33925-98J00	CUSHION, ENGINE CONTROL UNIT	1	
23	38890-98J00	ACTUATOR, SHIFT	1	
24	38892-98J00	DAMPER, SHIFT ACTUATOR	1	
25	38895-98J00	BRACKET, SHIFT ACTUATOR	1	
26	01550-06167	BOLT	2	
27	01550-06357	BOLT	3	
28	38860-76F01	RELAY, ACTUATOR	2	
29	38860-76F01	RELAY, OXYGEM SENSOR HEATER	1	
30	38915-90J00	HOLDER, RELAY	3	

FIG.41

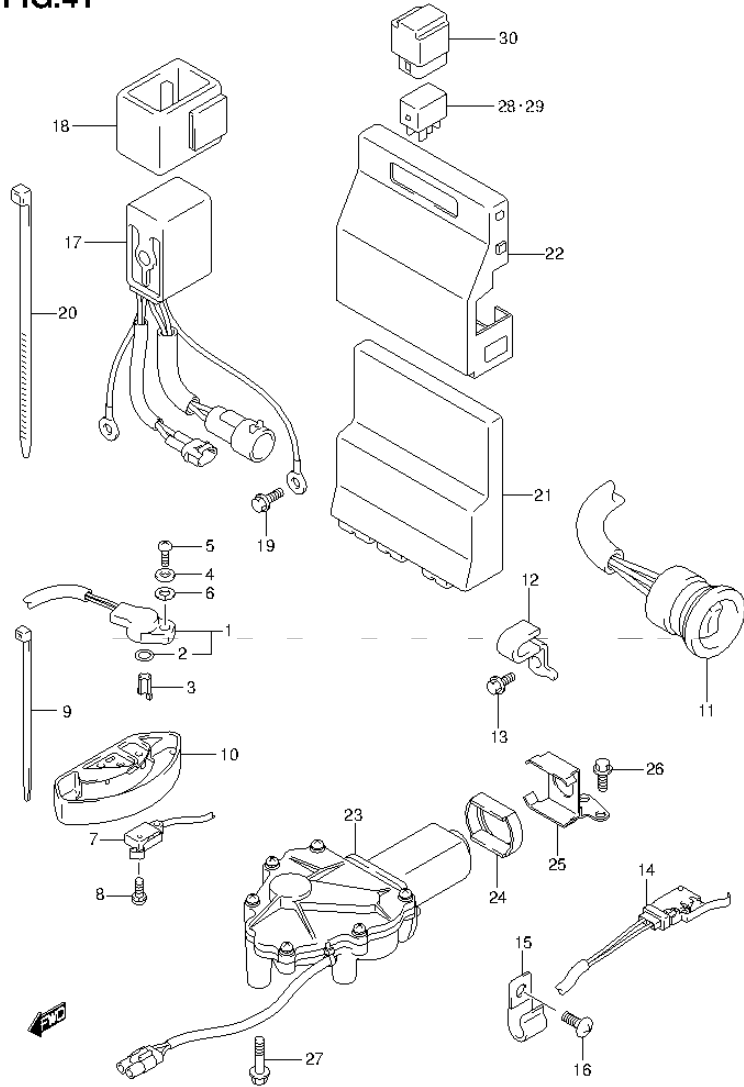


FIG.41 (1-F-3) PTT SWITCH / ENGINE CONTROL UNIT (DF250A E1)

REF NO.	PART NO.	DESCRIPTION	Q'TY	REMARKS
1	13580-98J02	SENSOR ASSY, SHIFT POSITION	1	
2	13575-40F00	.O RING	1	
3	37729-98J00	LEVER, SHIFT SENSOR	1	
4	09160-05029	WASHER (5.5X12X0.8)	1	
5	07130-05167	BOLT	1	
6	08321-0105A	WASHER	1	
7	37721-93J00	SWITCH ASSY, NEUTRAL	1	
8	09137-04004	SCREW (4X16)	2	
9	09407-10404	CLAMP (L:100)	2	
10	37725-93J11	COVER, SWITCH ASSY	1	
11	37850-99E04	SWITCH ASSY, PTT	1	
12	09403-11315	CLAMP	1	
13	01550-06127	BOLT	1	
14	37722-93J11	SWITCH ASSY, TILT LIMIT	1	
15	09403-09316	CLAMP	1	
16	29125-93J00	SCREW, TILT LIMIT CLAMP	1	
17	38410-93J12	RELAY, PTT	1	
18	38415-93J00	HOLDER, PTT RELAY	1	
19	01550-06127	BOLT	1	
20	09407-30401	CLAMP (L:300)	1	
21	33920-98JB0	UNIT, ENGINE CONTROL	1	
22	33925-98J00	CUSHION, ENGINE CONTROL UNIT	1	
23	38890-98J00	ACTUATOR, SHIFT	1	
24	38892-98J00	DAMPER, SHIFT ACTUATOR	1	
25	38895-98J00	BRACKET, SHIFT ACTUATOR	1	
26	01550-06167	BOLT	2	
27	01550-06357	BOLT	3	
28	38860-76F01	RELAY, ACTUATOR	2	
29	38860-76F01	RELAY, OXYGEM SENSOR HEATER	1	
30	38915-90J00	HOLDER, RELAY	3	

FIG.42

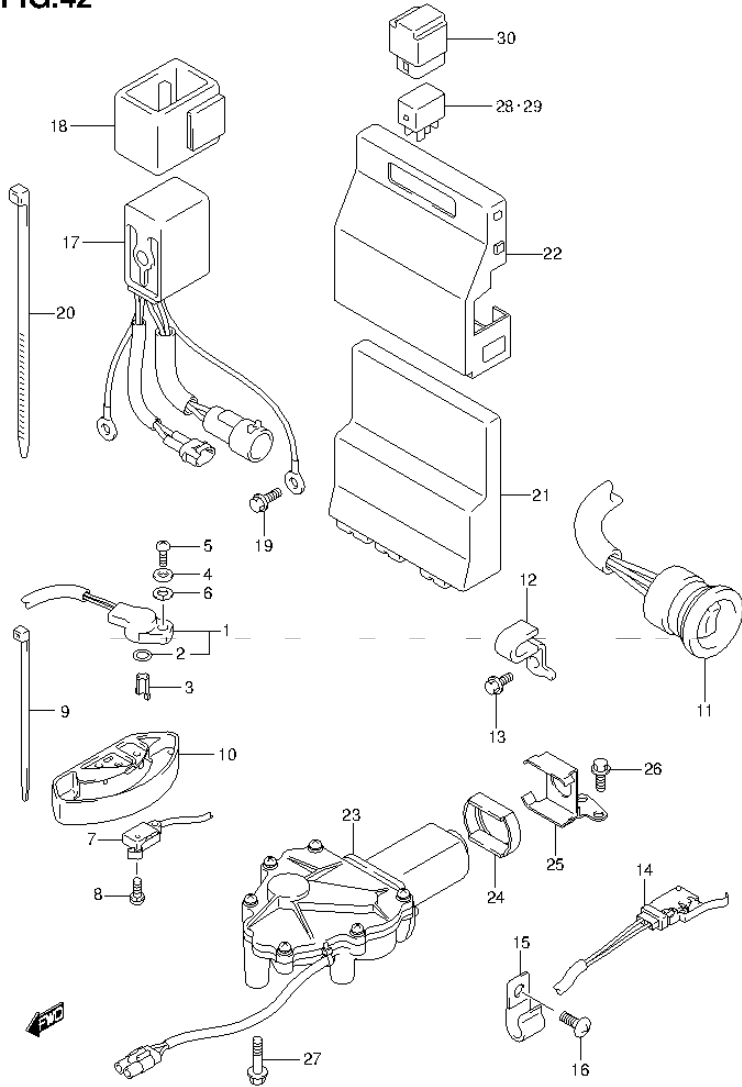


FIG.42 (1-F-4) PTT SWITCH / ENGINE CONTROL UNIT (DF250A E40)

REF NO.	PART NO.	DESCRIPTION	Q'TY	REMARKS
1	13580-98J02	SENSOR ASSY, SHIFT POSITION	1	
2	13575-40F00	.O RING	1	
3	37729-98J00	LEVER, SHIFT SENSOR	1	
4	09160-05029	WASHER (5.5X12X0.8)	1	
5	07130-05167	BOLT	1	
6	08321-0105A	WASHER	1	
7	37721-93J00	SWITCH ASSY, NEUTRAL	1	
8	09137-04004	SCREW (4X16)	2	
9	09407-10404	CLAMP (L:100)	2	
10	37725-93J11	COVER, SWITCH ASSY	1	
11	37850-99E04	SWITCH ASSY, PTT	1	
12	09403-11315	CLAMP	1	
13	01550-06127	BOLT	1	
14	37722-93J11	SWITCH ASSY, TILT LIMIT	1	
15	09403-09316	CLAMP	1	
16	29125-93J00	SCREW, TILT LIMIT CLAMP	1	
17	38410-93J12	RELAY, PTT	1	
18	38415-93J00	HOLDER, PTT RELAY	1	
19	01550-06127	BOLT	1	
20	09407-30401	CLAMP (L:300)	1	
21	33920-98JB0	UNIT, ENGINE CONTROL	1	
22	33925-98J00	CUSHION, ENGINE CONTROL UNIT	1	
23	38890-98J00	ACTUATOR, SHIFT	1	
24	38892-98J00	DAMPER, SHIFT ACTUATOR	1	
25	38895-98J00	BRACKET, SHIFT ACTUATOR	1	
26	01550-06167	BOLT	2	
27	01550-06357	BOLT	3	
28	38860-76F01	RELAY, ACTUATOR	2	
29	38860-76F01	RELAY, OXYGEM SENSOR HEATER	1	
30	38915-90J00	HOLDER, RELAY	3	

FIG.43

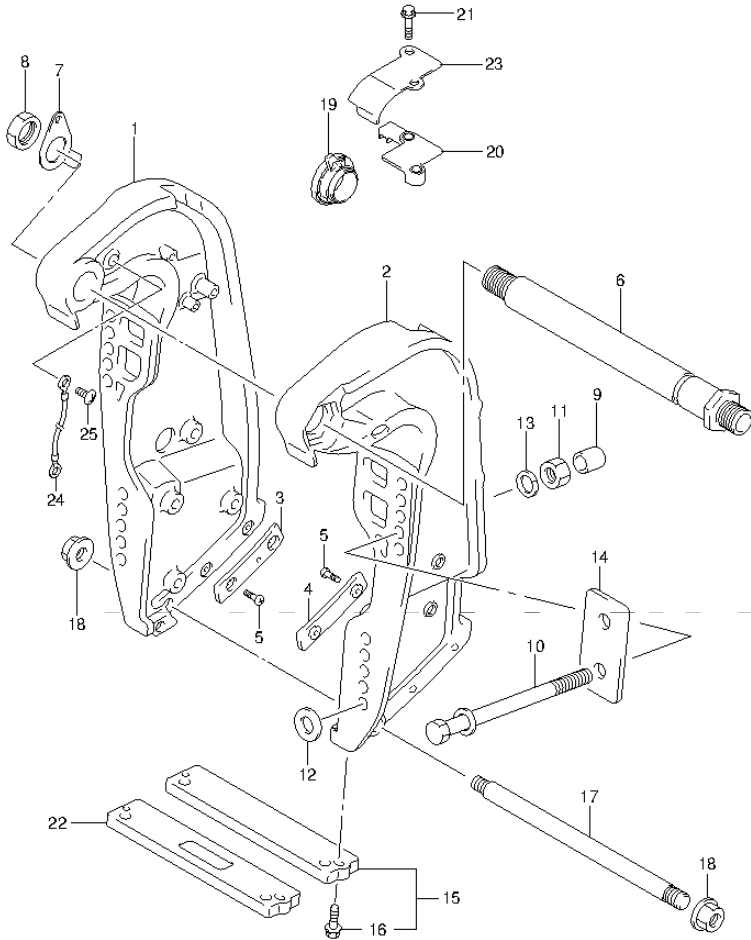


FIG.43 (1-F-5) CLAMP BRACKET

REF NO.	PART NO.	DESCRIPTION	Q'TY	REMARKS
1	41111-93J14-0EP	BRACKET, CLAMP STBD (BLACK)	1	
2	41121-93J06-0EP	BRACKET, CLAMP PORT (BLACK)	1	
3	41117-93J01	PLATE, CLAMP BRKT LOWER STBD	1	
4	41122-93J01	PLATE, CLAMP BRKT LOWER PORT	1	
5	09125-06063	SCREW (6X10)	4	
6	41130-93J12	SHAFT, CLAMP BRKT	1	
7	41135-93J11	WASHER, CLAMP BRACKET SHAFT	1	
8	09159-22006	NUT	1	
9	41153-93J00	CAP, TRANSOM BOLT	6	
10-1	09100-12085	BOLT (12.7X115)	1	OPT
10-2	09100-12092	BOLT (12.7X75)	1	OPT
10-3	09100-12085	BOLT (12.7X115)	6	
11	09159-12062	NUT	6	
12	09160-13017	WASHER (13.2X45X5)	4	
13	09160-13016	WASHER (13.2X26X3)	6	
14	41155-93J02	PLATE, TRANSOM	2	
15	55320-94900	ZINC SET, PROTECTION	1	
16	09116-06121	.BOLT (6X25)	2	
17	45421-87D02	PIN, TILT LOCK	1	
18	09159-14020	NUT	2	
19	48140-93J01	CAM, TILT LIMIT SWITCH	1	
20	48144-93J00	HOLDER, TILT LIMIT SWITCH	1	
21	09103-06278	BOLT (6X25)	2	
22	55321-94910	ANODE (MAGNESIUM)	1	OPT
23	48145-93J00	COVER, TILT LIMIT SWITCH	1	
24	36894-87D00	LEAD (CLAMP TO SWIVEL)	1	
25	09125-06063	SCREW (6X10)	2	

FIG.44

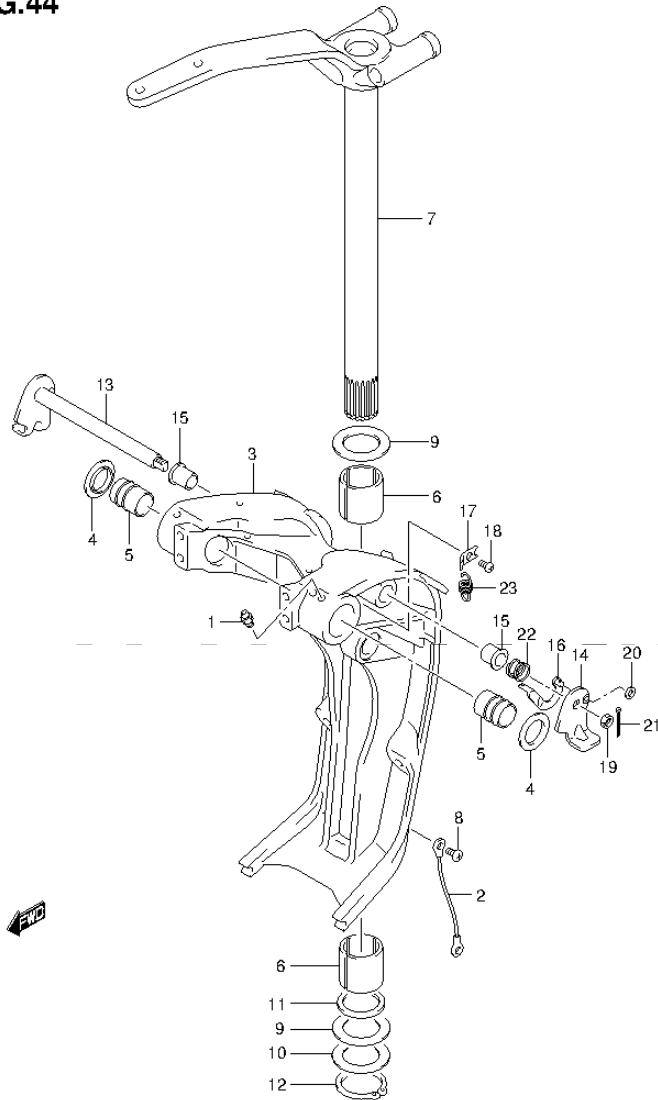


FIG.44 (1-F-6) SWIVEL BRACKET

REF NO.	PART NO.	DESCRIPTION	Q'TY	REMARKS
1	22511-99011	NIPPLE, GREASE SWIVEL BRKT	4	
2	36894-87D00	LEAD (SWIVEL TO MOUNT BRKT)	1	
3	43111-93J23-0EP	BRACKET, SWIVEL (BLACK)	1	
4	43114-93J00	WASHER, SWIVEL TO CLAMP BRKT	2	
5	43211-93J00	BUSH, CLAMP SHAFT SWIVEL	2	
6	43711-97E00	BUSH, STEERING	2	
7	43750-93J02-0EP	BRACKET, STEERING (BLACK)	1	
8	09125-06063	SCREW (6X10)	1	
9	09160-39001	WASHER (39.5X64X1)	2	
10	09181-39001	SHIM (39.5X64X0.3)	4	
11	09282-39001	OIL SEAL (39X51X5)	1	
12	09380-38003	CIRCLIP	1	
13	41220-93J11	LEVER, TILT LOCK	1	
14	41234-93J11	LEVER, TILT LOCK PORT	1	
15	41224-95E01	BUSH, TILT STOPPER ROD	2	
16	41230-96J00	LINK, TILT LOCK LEVER	1	
17	41233-95E10	BRACKET, TILT LOCK SPRING	1	
18	09125-06063	SCREW (6X10)	1	
19	09140-10032	NUT	1	
20	09160-06082	WASHER (6.5X13X1.0)	1	
21	09204-01006	PIN	1	
22	09440-19028	SPRING	1	
23	09443-10043	SPRING	1	

FIG.45

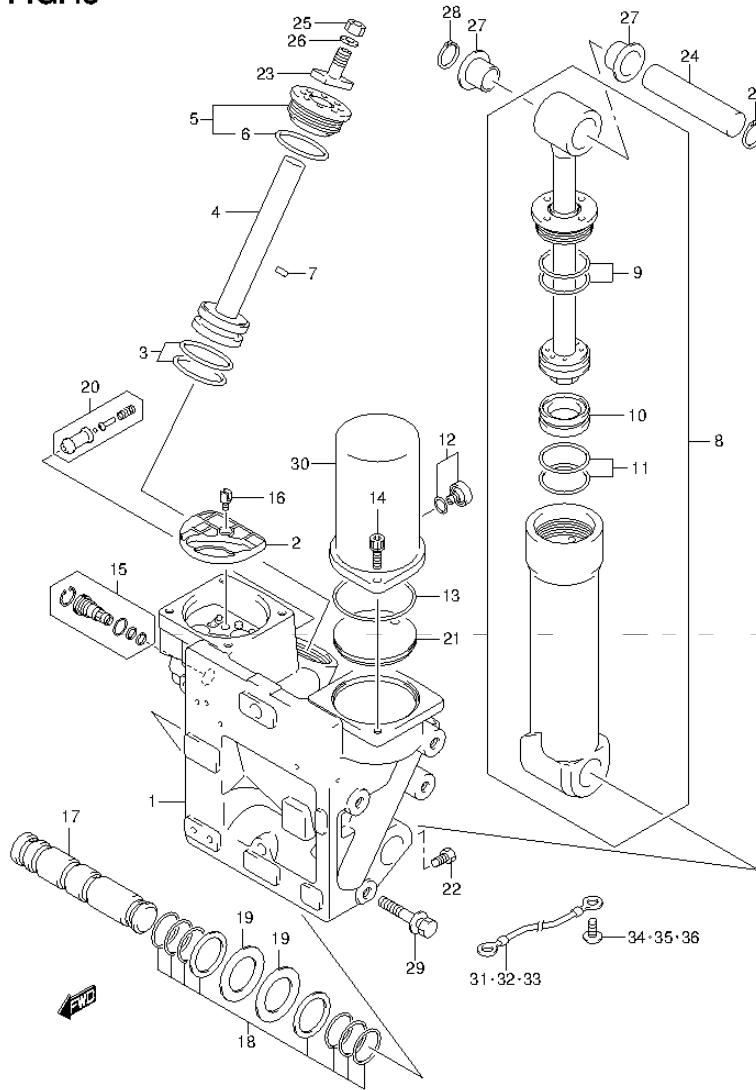


FIG.45 (1-F-7) TRIM CYLINDER

REF NO.	PART NO.	DESCRIPTION	Q'TY	REMARKS
1	48500-98J03	MANIFOLD ASSY	1	
2	48582-95E01	.FILTER	1	
3	48605-93J00	.O RING SET	2	
4	48610-93J01	.PISTON / RAM	2	
5	48630-98J01	.ROD GUIDE	2	
6	48633-93J00	..O RING	2	
7	48691-93J00	.CHECK VALVE	1	
8	48400-98J02	CYLINDER ASSY	1	
9	48405-93J00	.O RING SET	1	
10	48650-93J00	.PISTON, FREE	1	
11	48627-93J00	.O RING SET	1	
12	48572-87J10	PLUG	1	
13	48585-95E00	O RING	1	
14	48862-87J20	BOLT, RESERVOIR	2	
15	48864-93J01	MANUAL VALVE	1	
16	48583-95E00	JOINT, DRIVE	1	
17	48121-93J13	SHAFT	1	
18	48125-93J00	O RING SET	1	
19	48126-93J00	WASHER, TILT CYL TO MANIF	2	
20	48320-93J00	VALVE SET, UP BLOW	1	
21	48573-93J00	COVER	1	
22	48128-93J11	BOLT	1	

FIG.45

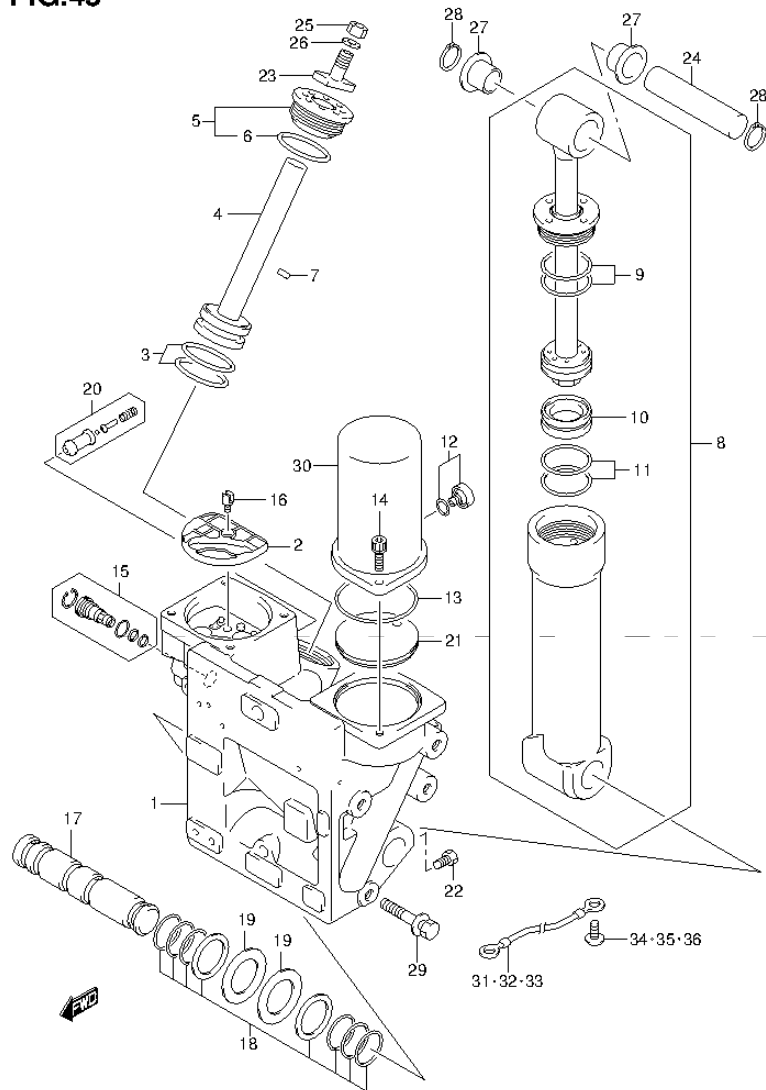


FIG.45 (1-F-8) TRIM CYLINDER

REF NO.	PART NO.	DESCRIPTION	Q'TY	REMARKS
23	48311-96J10	PAD, TRIM CYL RAM	2	
24	48321-93J00	SHAFT, TILT CYL UPPER	1	
25	29141-93J20	NUT, TRIM CYL RAM	2	
26	09162-10005	LOCK WASHER	2	
27	09306-24001	BUSH	2	
28	09380-21002	CIRCLIP	2	
29	09116-10175	BOLT (10X50)	8	
30	48571-93J00	RESERVOIR TANK	1	
31	36894-87D00	LEAD, PTT TO ANODE	1	
32	36895-87D01	LEAD, PTT TO ANODE	1	
33	36895-87D01	LEAD, PTT TO ANODE	1	
34	09125-06063	SCREW (6X10)	1	
35	09125-06063	SCREW (6X10)	1	
36	09125-06063	SCREW (6X10)	1	

FIG.46

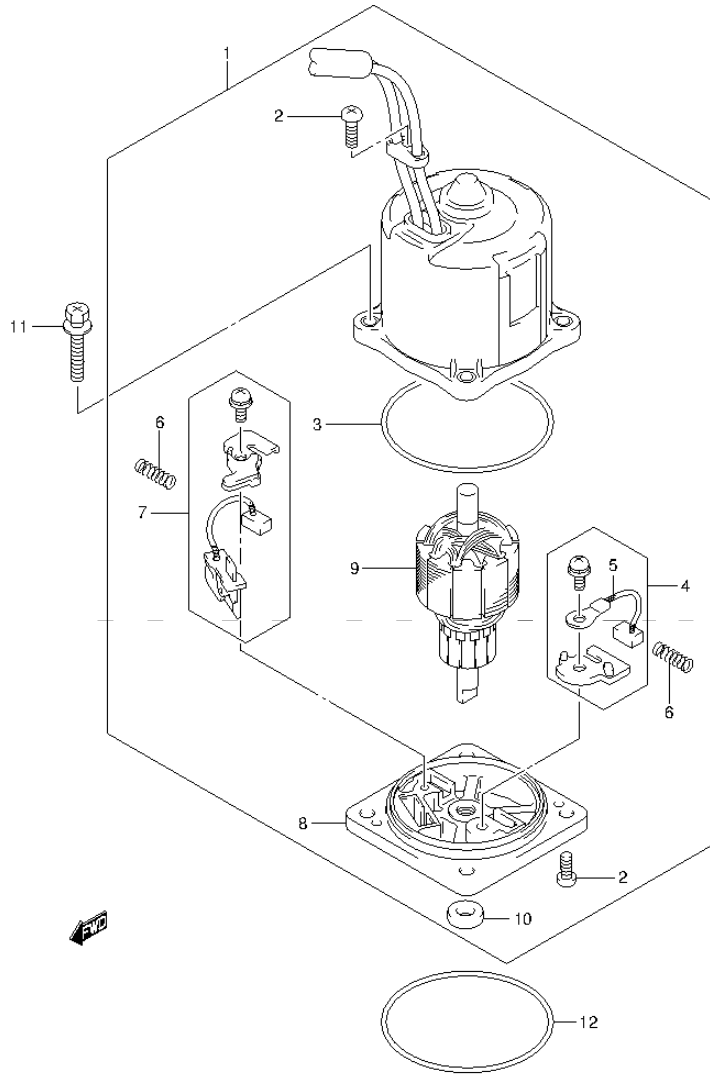


FIG.46 (1-F-9) PTT MOTOR

REF NO.	PART NO.	DESCRIPTION	Q'TY	REMARKS
1	38100-93J03	MOTOR ASSY, PTT	1	
2	31111-94900	.SCREW, YOKE	3	
3	31123-94910	.O RING	1	
4	31133-90J00	.BRUSH SET, PLUS	1	
5	31133-94900	.BRUSH	1	
6	31135-94900	.SPRING	2	
7	31136-90J10	.BREAKER	1	
8	31173-94910	.HOLDER, BRUSH	1	
9	31311-93J00	.ARMATURE	1	
10	33799-97E00	.OIL SEAL	1	
11	31281-92J10	BOLT	4	
12	48585-95E00	O RING	1	

FIG.47

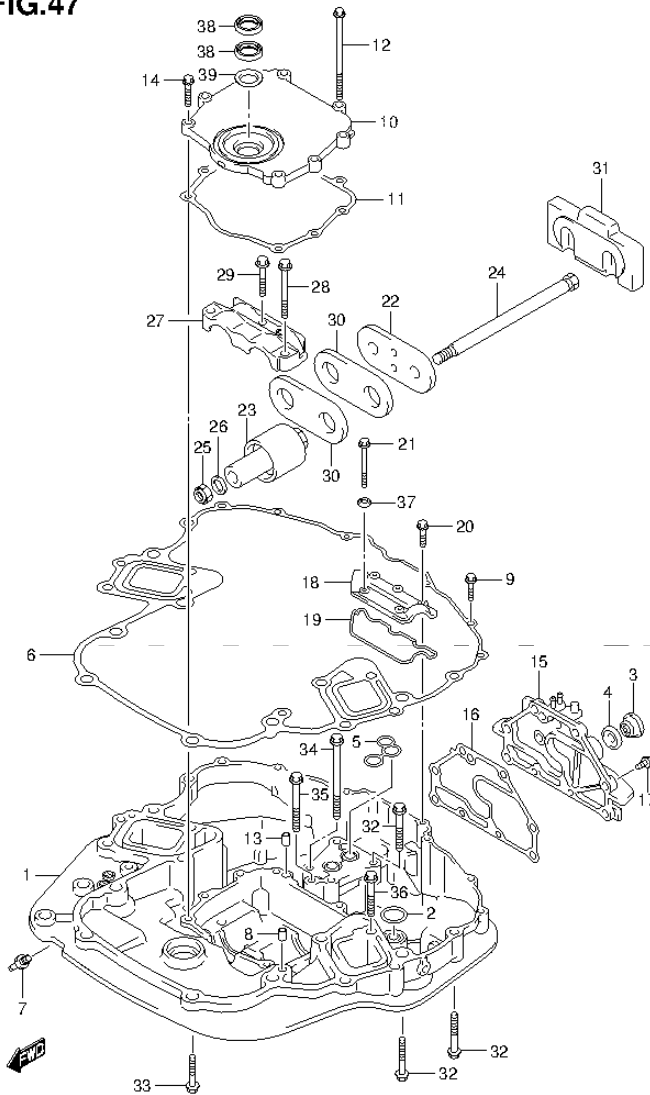


FIG.47 (1-F-10) ENGINE HOLDER

REF NO.	PART NO.	DESCRIPTION	Q'TY	REMARKS
1	51111-93J03-0EP	HOLDER, ENGINE (BLACK)	1	
2	16519-93J00	SEAL, ENGINE HOLDER OIL	1	
3	17913-93J00	PLUG, WATER	1	
4	17914-93J00	GASKET, WATER PLUG	1	
5	51116-93J00	SEAL, WATER RETURN	1	
6	51211-93J00	GASKET, ENGINE HOLDER	1	
7	61155-93J20	UNION, WATER INDICATOR	1	
8	09206-08001	PIN (8X11)	2	
9	01550-08307	BOLT	6	
10	51122-93J02	COVER, MOUNT OIL SEAL	1	
11	51123-93J00	GASKET, MOUNT OIL SEAL COVER	1	
12	09103-08109	BOLT (8X120)	2	
13	09206-08001	PIN (8X11)	2	
14	01550-0830A	BOLT	6	
15	51140-98J00-0EP	COVER, ENGINE HOLDER (BLACK)	1	
16	51142-93J00	GASKET, ENGINE HOLDER COVER	1	
17	09116-08122	BOLT (8X30)	8	
18	51151-93J00	COVER, ENGINE HOLDER UPPER	1	
19	51152-93J00	SEAL, ENGINE HOLDER UPPER COV	1	
20	01550-08307	BOLT	3	
21	01550-08607	BOLT	2	
22	54123-93J02	PLATE, UPPER MOUNT	1	
23	54130-93J01	MOUNT, UPPER	2	
24	09100-14004	BOLT (14X220)	2	
25	09159-14026	NUT	2	
26	09160-15051	WASHER (15X24X3)	2	
27	54137-93J02	COVER, UPPER MOUNT	1	
28	09116-10135	BOLT (10X95)	2	
29	09116-10175	BOLT (10X50)	1	
30	54121-98J00	STOPPER, UPPER THRUST	2	
31	54140-98J00	MOUNT, UPPER THRUST REVERSE	1	
32	09116-10137	BOLT (10X70)	6	
33	09116-10175	BOLT (10X50)	4	
34	09116-10146	BOLT (10X195)	2	

FIG.47

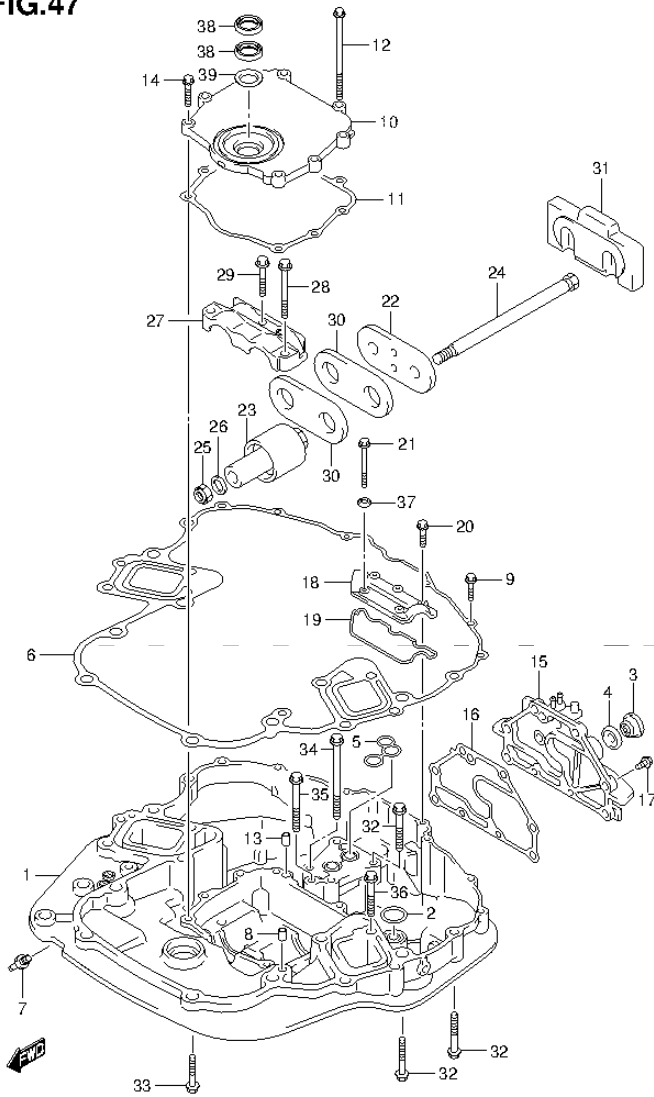


FIG.47 (1-F-11) ENGINE HOLDER

REF NO.	PART NO.	DESCRIPTION	Q'TY	REMARKS
35	09116-10134	BOLT (10X115)	1	
36	09116-08126	BOLT (8X65)	4	
37	09169-08038	WASHER (8.3X15X3)	2	
38	51124-93J00	OIL SEAL	2	
39	51125-93J00	SCRAPER	1	

FIG.48

FIG.48 (1-F-12) DRIVE SHAFT HOUSING

REF NO.	PART NO.	DESCRIPTION	Q'TY	REMARKS
1	52111-98J00-0EP	HOUSING, DRIVE SHAFT (BLACK)	1	
2	09116-10176	BOLT (10X44)	8	
3	09202-08006	PIN (8X12)	2	
4	57130-87D10	BUSH, DRIVE SHAFT	1	
5	09387-38002	RING	1	
6	09125-06063	SCREW (6X10)	1	
7	52131-93J00-0EP	CASE, EXTENSION (BLACK)	1	W/TRANSOM(XX)
8	09108-10115	STUD BOLT	6	W/TRANSOM(XX)
9	09108-12013	STUD BOLT	1	W/TRANSOM(XX)
10	09202-08006	PIN (8X12)	2	W/TRANSOM(XX)
11	36894-87D00	LEAD, MT BRKT TO HSG	1	
12	09125-06063	SCREW (6X10)	1	
13	54150-98J00	MOUNT, LOWER THRUST	1	
14	54160-98J00	MOUNT, LOWER	2	
15	09100-14004	BOLT (14X220)	2	
16	09160-16050	WASHER (16X32X3)	2	
17	09159-14026	NUT	2	
18	09160-16050	WASHER (16X32X3)	2	
19	54211-93J00	BRACKET, LOWER MOUNT	1	
20	54221-93J00	COVER, LOWER MOUNT	2	
21	09116-10175	BOLT (10X50)	4	
22	54165-98J00	DAMPER, REVERSE STOPPER LOWER	4	
23	09160-14066	WASHER (14X50X4)	2	
24	29404-93J10	CLAMP, SPEEDOMETER HOSE	1	
25	29103-93J00	BOLT, CLAMP (6X12)	1	
26-1	55321-93J00	ANODE, PROTECTION	1	W/TRANSOM(X)
26-2	55321-93J00	ANODE, PROTECTION	2	W/TRANSOM(XX)
27-1	09116-06236	BOLT (6X16)	1	W/TRANSOM(X)
27-2	09116-06236	BOLT (6X16)	2	W/TRANSOM(XX)

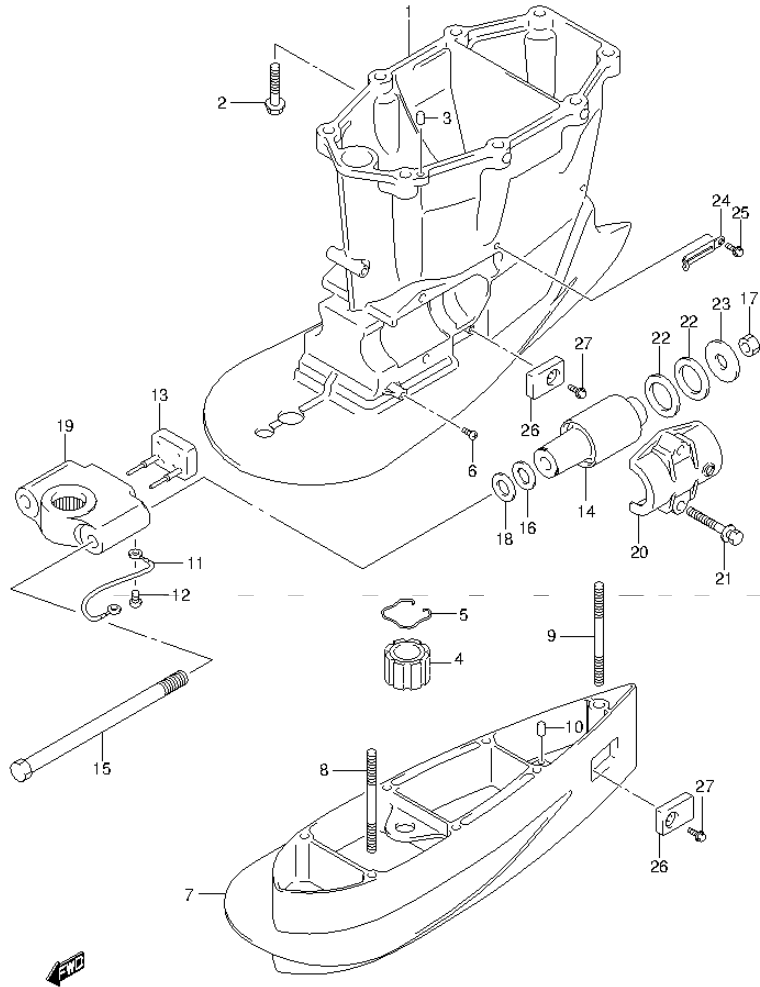


FIG.49

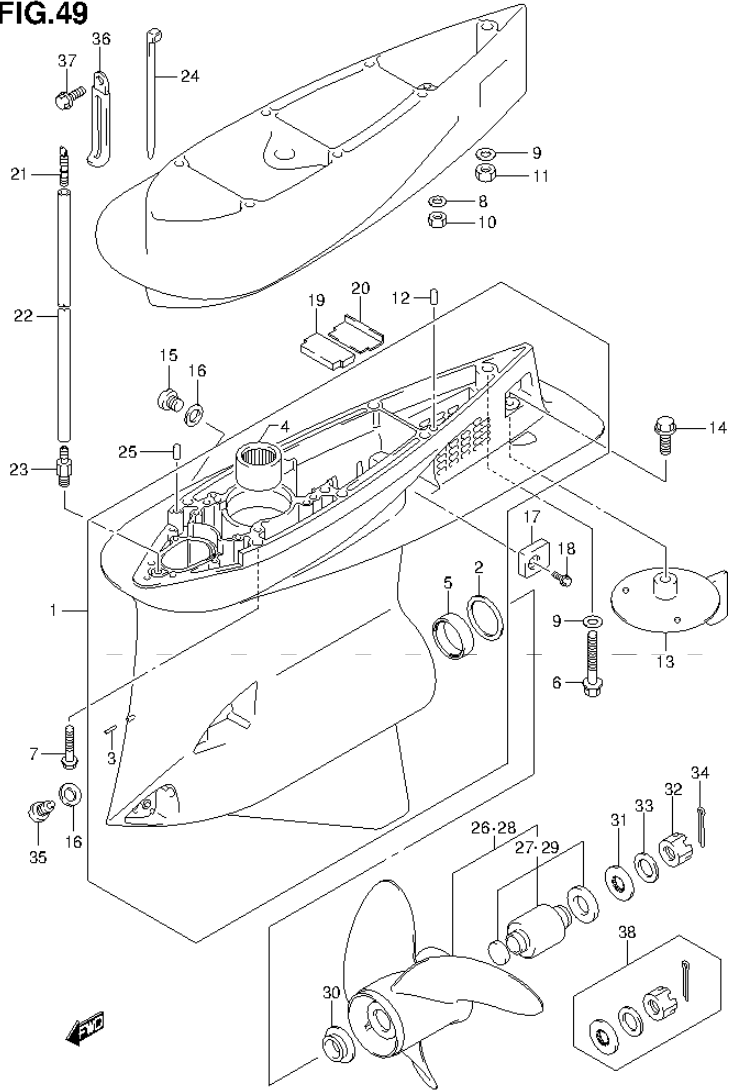


FIG.49 (1-F-13) GEAR CASE

REF NO.	PART NO.	DESCRIPTION	Q'TY	REMARKS
1	55110-93L00-0EP	CASE, GEAR (BLACK)	1	
2	55118-93L00	.WASHER, FORWARD GEAR THRUST	1	
3	09206-03001	.BUSH (2X3X11)	1	
4	09263-35048	.BEARING (35X56X37)	1	
5	09263-80001	.BEARING (80X100X30)	1	
6	09100-12052	BOLT (12X70)	1	W/TRANSOM(X)
7	09116-10150	BOLT (10X55)	6	W/TRANSOM(X)
8	09160-10141	WASHER (10.5X19X2)	6	W/TRANSOM(XX)
9	09160-12066	WASHER (12.5X22X2.5)	1	
10	29141-93J20	NUT, EXTENSION BOLT NO.1	6	W/TRANSOM(XX)
11	09159-12014	NUT	1	W/TRANSOM(XX)
12	09202-08006	PIN (8X12)	2	
13	55125-93L00	TAB, TRIM	1	
14	09116-08137	BOLT (8X22)	1	
15	55128-93J10	PLUG, DRAIN	1	
16	09168-10034	GASKET (9.5X16.5X2)	2	
17	55321-93J00	ANODE, PROTECTION	2	
18	09116-06236	BOLT (6X16)	2	
19	55332-98J00	RUBBER, EXHAUST SEAL	1	
20	55333-98J00	PLATE, EXHAUST SEAL	1	
21	55127-87D00	UNION, SPEEDOMETER HOSE	1	
22	09355-40805-00B	HOSE (4X8X2000)	1	L:2000->1300
23	09362-09008	UNION	1	
24	09407-10404	CLAMP (L:100)	1	
25	09202-06031	PIN (6X12)	2	
26-1	58200-93L00	PROPELLER (3X16X17)	1	W/REGULAR ROTATION
26-2	58200-93L10	PROPELLER (3X16X18.5)	1	W/REGULAR ROTATION
26-3	58200-93L20	PROPELLER (3X16X20)	1	W/REGULAR ROTATION
26-4	58200-93L30	PROPELLER (3X16X21.5)	1	W/REGULAR ROTATION
26-5	58200-93L40	PROPELLER (3X16X23)	1	W/REGULAR ROTATION
26-6	58200-93L50	PROPELLER (3X16X24.5)	1	W/REGULAR ROTATION

FIG.49

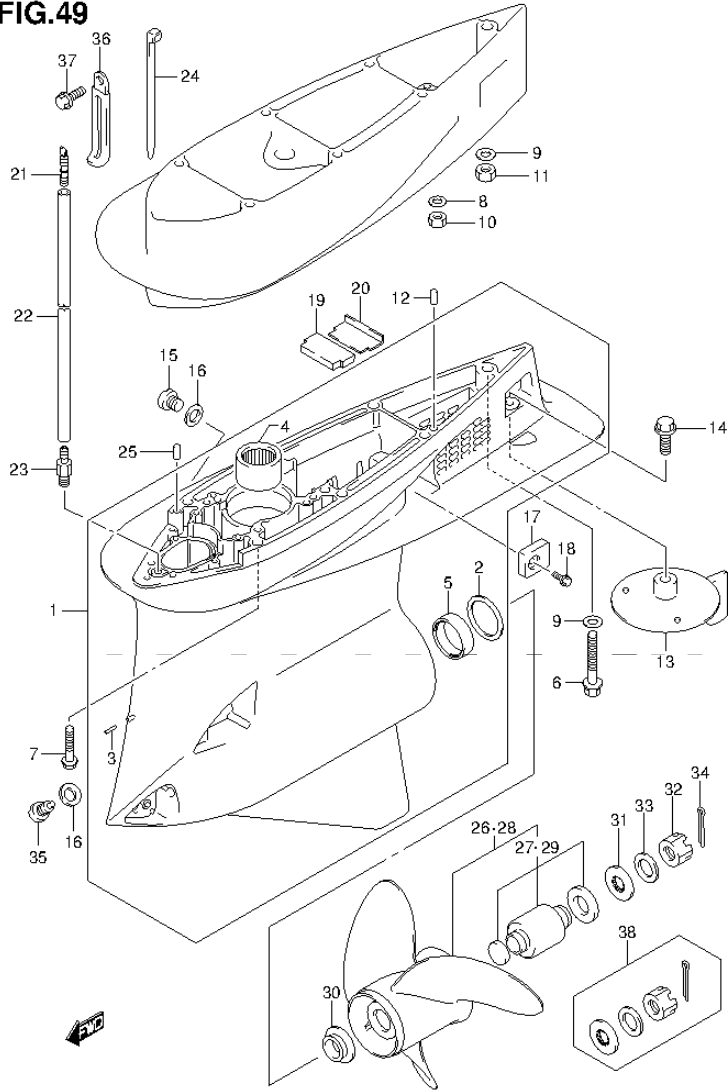


FIG.49 (1-F-14) GEAR CASE

REF NO.	PART NO.	DESCRIPTION	Q'TY	REMARKS
26-7	58200-93L60	PROPELLER (3X16X26)	1	OPT W/REGULAR ROTATION
26-8	58200-93L70	PROPELLER (3X16X27.5)	1	OPT W/REGULAR ROTATION
26-9	58300-93J00	PROPELLER (4X15.25X18)	1	OPT W/REGULAR ROTATION
26-10	58300-93J10	PROPELLER (4X15.25X20)	1	OPT W/REGULAR ROTATION
26-11	58300-93J20	PROPELLER (4X15.25X22)	1	OPT W/REGULAR ROTATION
26-12	58300-93J30	PROPELLER (4X15.25X24)	1	OPT W/REGULAR ROTATION
26-13	58300-93J40	PROPELLER (4X15.25X26)	1	OPT W/REGULAR ROTATION
26-14	58200-93LA0	PROPELLER (3X16X18.5)	1	W/COUNTER ROTATION
26-15	58200-93LB0	PROPELLER (3X16X20)	1	W/COUNTER ROTATION
26-16	58200-93LC0	PROPELLER (3X16X21.5)	1	W/COUNTER ROTATION
26-17	58200-93LD0	PROPELLER (3X16X23)	1	W/COUNTER ROTATION
26-18	58200-93LE0	PROPELLER (3X16X17)	1	W/COUNTER ROTATION
26-19	58200-93LF0	PROPELLER (3X16X24.5)	1	OPT W/COUNTER ROTATION
26-20	58200-93LG0	PROPELLER (3X16X26)	1	OPT W/COUNTER ROTATION
26-21	58300-93JA0	PROPELLER (4X15.25X20)	1	OPT W/COUNTER ROTATION
26-22	58300-93JB0	PROPELLER (4X15.25X22)	1	OPT W/COUNTER ROTATION
26-23	58300-93JC0	PROPELLER (4X15.25X24)	1	OPT W/COUNTER ROTATION
26-24	58300-93JD0	PROPELLER (4X15.25X26)	1	OPT W/COUNTER ROTATION
27	58105-93J10	.BUSH SET, PROPELLER	1	

FIG.49

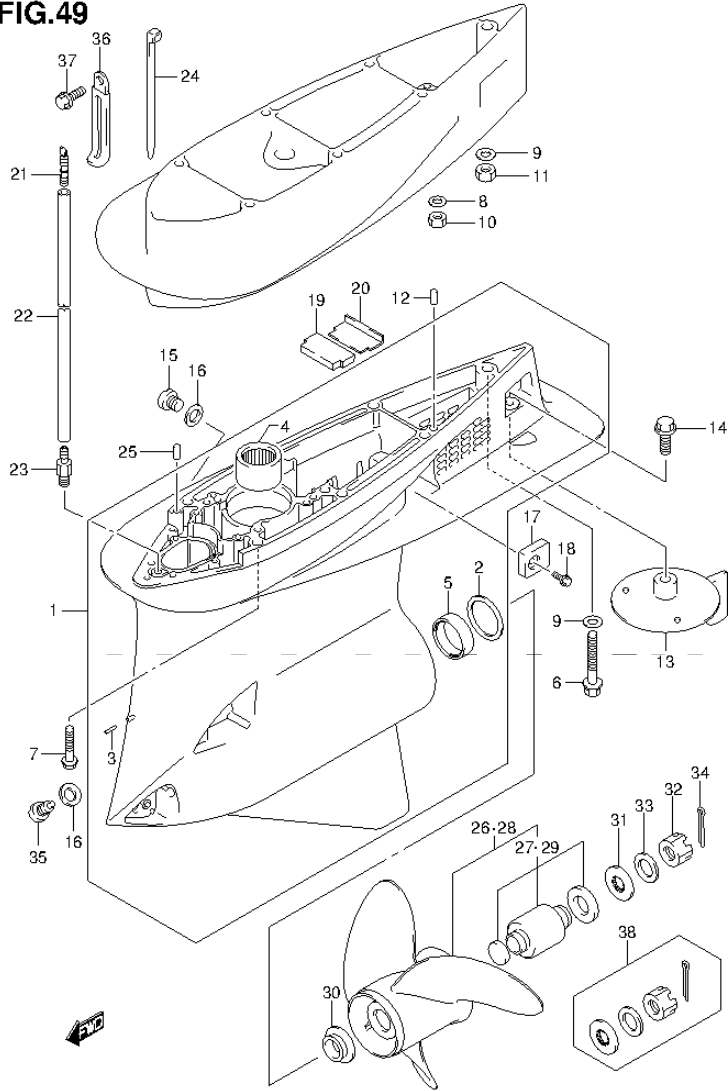


FIG.49 (1-F-15) GEAR CASE

REF NO.	PART NO.	DESCRIPTION	Q'TY	REMARKS
28-1	58200-96J00	PROPELLER (3X15.5X17)	1	OPT W/REGULAR ROTATION
28-2	58200-96J10	PROPELLER (3X15.25X19)	1	OPT W/REGULAR ROTATION
28-3	58200-96J20	PROPELLER (3X14.75X21)	1	OPT W/REGULAR ROTATION
28-4	58200-96J30	PROPELLER (3X14.75X23)	1	OPT W/REGULAR ROTATION
28-5	58200-96J40	PROPELLER (3X14.5X25)	1	OPT W/REGULAR ROTATION
28-6	58200-96J50	PROPELLER (3X14.5X27)	1	OPT W/REGULAR ROTATION
28-7	58200-96JA0	PROPELLER (3X15.5X17)	1	OPT W/COUNTER ROTATION
28-8	58200-96JB0	PROPELLER (3X15.25X19)	1	OPT W/COUNTER ROTATION
28-9	58200-96JC0	PROPELLER (3X14.75X21)	1	OPT W/COUNTER ROTATION
28-10	58200-96JD0	PROPELLER (3X14.75X23)	1	OPT W/COUNTER ROTATION
28-11	58200-96JE0	PROPELLER (3X14.5X25)	1	OPT W/COUNTER ROTATION
28-12	58200-96JF0	PROPELLER (3X14.5X27)	1	OPT W/COUNTER ROTATION
29	58105-93J00	.BUSH SET, PROPELLER	1	OPT
30	57632-93L00	STOPPER, PROPELLER BUSH	1	
31	57633-87D30	SPACER, PROPELLER NUT	1	
32	09141-18005	NUT	1	
33	09160-18028	WASHER (18.5X31X1)	1	
34	09204-03003	COTTER PIN	1	
35	55128-93L00	PLUG, DRAIN	1	
36	29404-93J10	CLAMP	1	
37	01550-06127	BOLT	2	
38	57630-92E00	KIT, PROPELLER NUT	1	OPT
39	25700-93L00	KIT, GEAR CASE SEALING	1	OPT NOT ILLUSTRATED

FIG.50

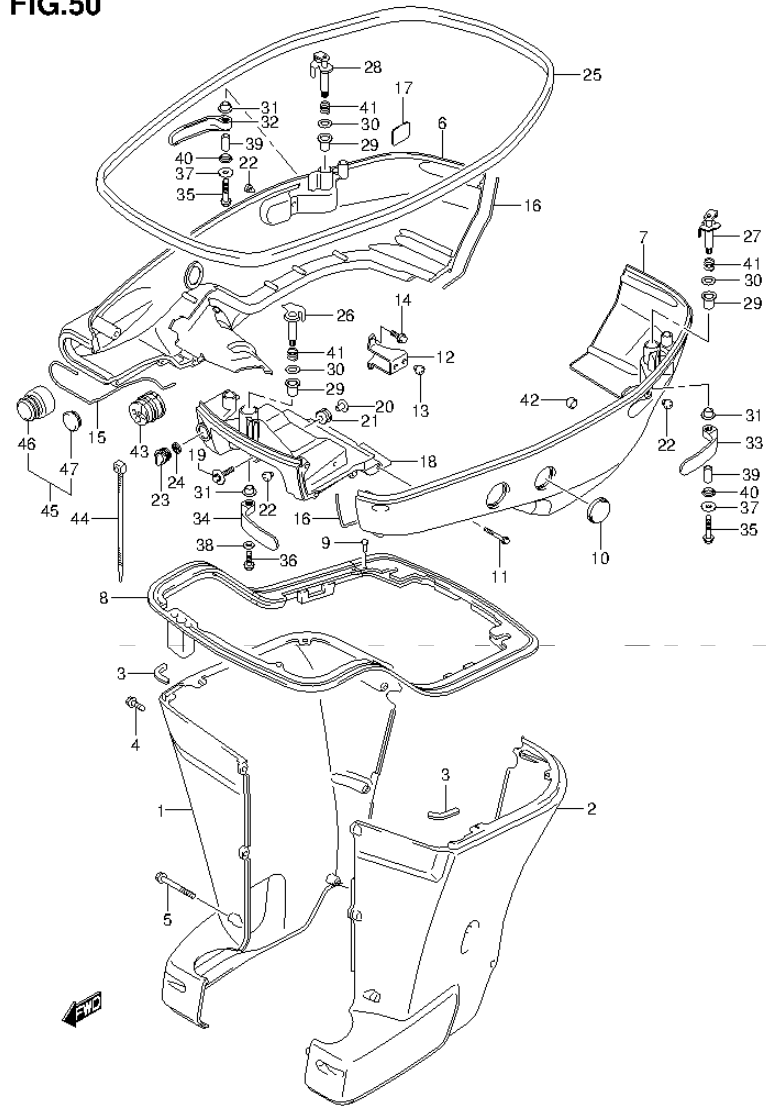


FIG.50 (1-G-2) SIDE COVER (DF300A E1)

REF NO.	PART NO.	DESCRIPTION	Q'TY	REMARKS
1	61131-93J01-0EP	COVER, OIL PAN STBD (BLACK)	1	
2	61141-93J01-0EP	COVER, OIL PAN PORT (BLACK)	1	
3	61137-93J00	CUSHION, OIL PAN COV UPPER	2	
4	09139-06135	SCREW (6X17)	5	
5	09139-06136	SCREW (6X65)	3	
6	61811-98J20-0EP	COVER, SIDE STBD (BLACK)	1	
7	61821-98J10-0EP	COVER, SIDE PORT (BLACK)	1	
8	61134-93J20	SEAL, SIDE COVER	1	
9	09409-05302-5PK	CLIP (BLACK)	2	
10	61817-93J00	PLUG, SIDE COVER	2	
11	09136-06148	SCREW (6X35)	10	
12	61827-93J02	HOLDER, SIDE COVER	1	
13	09321-10030	CUSHION	2	
14	01550-08207	BOLT	2	
15	61832-98J00	SEAL, FRONT PANEL STBD	1	
16	61812-98J00	SEAL, SIDE COVER	1	
17	61814-98J00	PROTECTOR, SIDE COVER	1	
18	61831-98J02-0EP	PANEL, FRONT (BLACK)	1	
19	09118-08127	BOLT (8X40)	2	
20	09169-08039	WASHER	2	
21	09320-11013	CUSHION	2	
22	09321-10030	CUSHION	3	
23	17913-93J00	PLUG, WATER	1	
24	17914-93J00	GASKET, WATER PLUG	1	
25	61112-98J00	RUBBER, SIDE COVER	1	
26	61630-98J00	SHAFT, COVER HOOK (FRONT)	1	
27	63632-98J20	SHAFT, COVER HOOK (PORT)	1	
28	63632-98J30	SHAFT, COVER HOOK (STBD)	1	
29	09306-17002	BUSH	3	
30	09160-17052	WASHER (17X30X3)	3	
31	61636-98J00	BUSH	3	
32	61633-98J10-0EP	LEVER, HOOK RR STBD (BLACK)	1	
33	61634-98J10-0EP	LEVER, HOOK RR PORT (BLACK)	1	
34	61645-98J00-0EP	LEVER, HOOK FRONT (BLACK)	1	

FIG.50

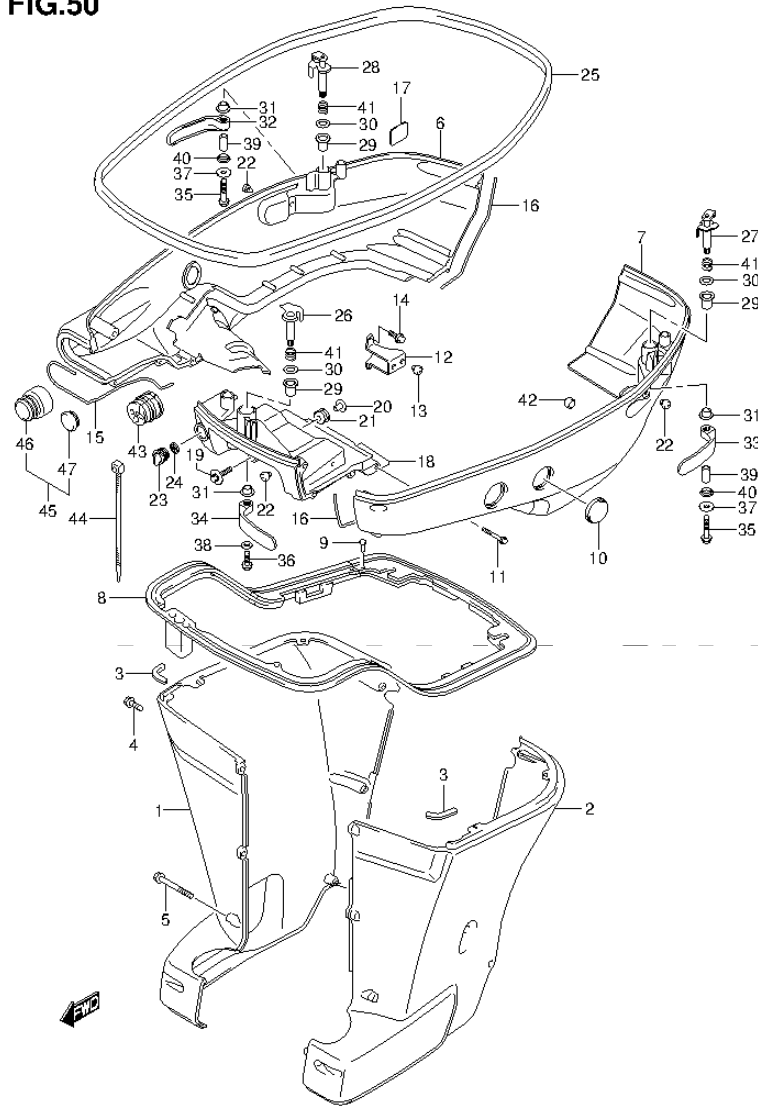


FIG.50 (1-G-3) SIDE COVER (DF300A E1)

REF NO.	PART NO.	DESCRIPTION	Q'TY	REMARKS
35	29103-93J20	BOLT, HOOK LEVER (8X45) (STBD / PORT)	2	
36	29103-93J30	BOLT, HOOK LEVER (8X25) (FRONT)	1	
37	09160-08152	WASHER (8.5X28X1.5)	2	
38	09160-08082	WASHER (8.5X16X1.2)	1	
39	61635-98J00	SPACER	2	
40	61643-98J00	BUSH	2	
41	61658-98J00	SPRING, HOOK SHAFT	3	
42	09329-14002	CUSHION	1	
43	61124-98J00	GROMMET, REMOCON CABLE	1	
44	09407-25402	CLAMP (L:248)	1	
45	67300-93J00	KIT, HOSE ADAPTER	1	OPT
46	67361-93J00	.ADAPTER, HOSE	1	OPT
47	09250-21003	.PLUG (OD:28)	1	OPT

FIG.51

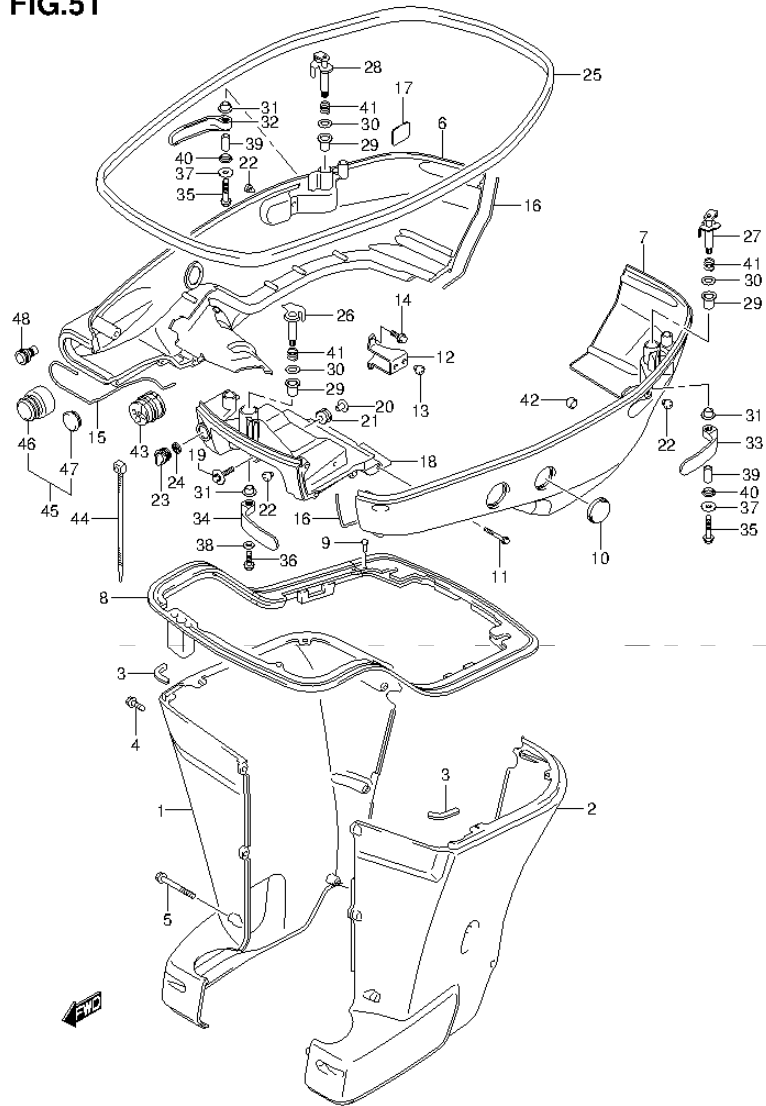


FIG.51 (1-G-4) SIDE COVER (DF300A E40)

REF NO.	PART NO.	DESCRIPTION	Q'TY	REMARKS
1	61131-93J01-0EP	COVER, OIL PAN STBD (BLACK)	1	
2	61141-93J01-0EP	COVER, OIL PAN PORT (BLACK)	1	
3	61137-93J00	CUSHION, OIL PAN COV UPPER	2	
4	09139-06135	SCREW (6X17)	5	
5	09139-06136	SCREW (6X65)	3	
6	61811-98J20-0EP	COVER, SIDE STBD (BLACK)	1	
7	61821-98J10-0EP	COVER, SIDE PORT (BLACK)	1	
8	61134-93J20	SEAL, SIDE COVER	1	
9	09409-05302-5PK	CLIP (BLACK)	2	
10	61817-93J00	PLUG, SIDE COVER	2	
11	09136-06148	SCREW (6X35)	10	
12	61827-93J02	HOLDER, SIDE COVER	1	
13	09321-10030	CUSHION	2	
14	01550-08207	BOLT	2	
15	61832-98J00	SEAL, FRONT PANEL STBD	1	
16	61812-98J00	SEAL, SIDE COVER	1	
17	61814-98J00	PROTECTOR, SIDE COVER	1	
18	61831-98J02-0EP	PANEL, FRONT (BLACK)	1	
19	09118-08127	BOLT (8X40)	2	
20	09169-08039	WASHER	2	
21	09320-11013	CUSHION	2	
22	09321-10030	CUSHION	3	
23	17913-93J00	PLUG, WATER	1	
24	17914-93J00	GASKET, WATER PLUG	1	
25	61112-98J00	RUBBER, SIDE COVER	1	
26	61630-98J00	SHAFT, COVER HOOK (FRONT)	1	
27	63632-98J20	SHAFT, COVER HOOK (PORT)	1	
28	63632-98J30	SHAFT, COVER HOOK (STBD)	1	
29	09306-17002	BUSH	3	
30	09160-17052	WASHER (17X30X3)	3	
31	61636-98J00	BUSH	3	
32	61633-98J10-0EP	LEVER, HOOK RR STBD (BLACK)	1	
33	61634-98J10-0EP	LEVER, HOOK RR PORT (BLACK)	1	
34	61645-98J00-0EP	LEVER, HOOK FRONT (BLACK)	1	

FIG.51

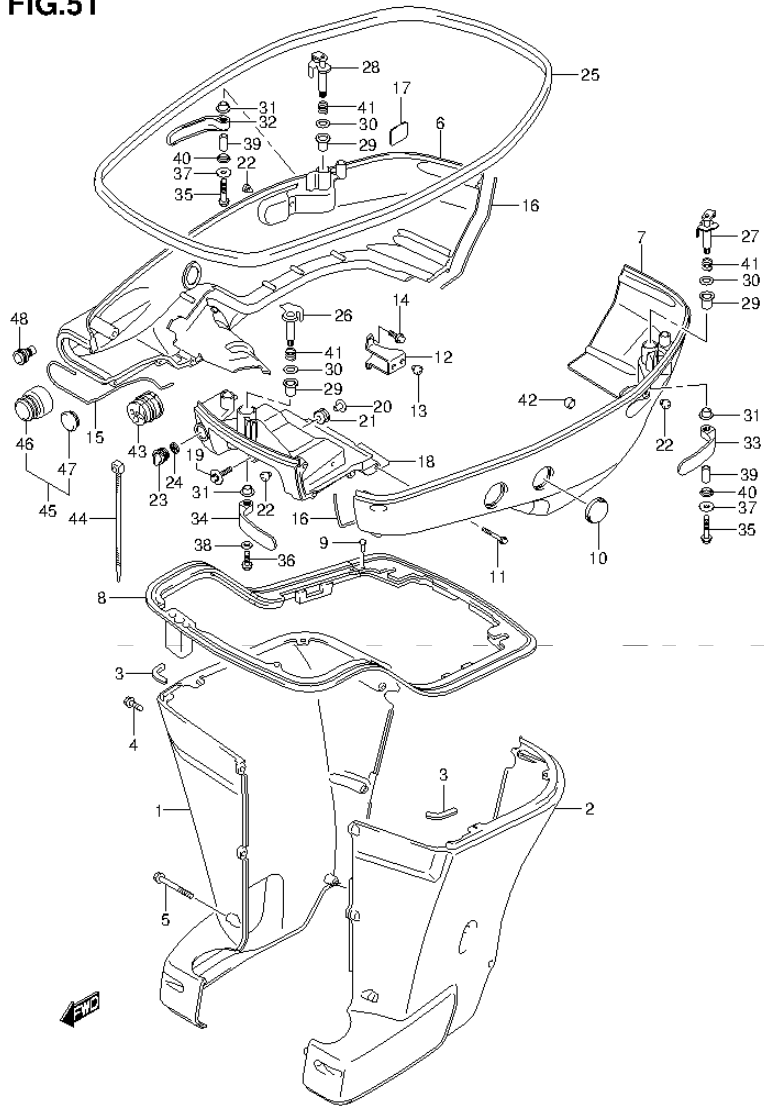


FIG.51 (1-G-5) SIDE COVER (DF300A E40)

REF NO.	PART NO.	DESCRIPTION	Q'TY	REMARKS
35	29103-93J20	BOLT, HOOK LEVER (8X45) (STBD / PORT)	2	
36	29103-93J30	BOLT, HOOK LEVER (8X25) (FRONT)	1	
37	09160-08152	WASHER (8.5X28X1.5)	2	
38	09160-08082	WASHER (8.5X16X1.2)	1	
39	61635-98J00	SPACER	2	
40	61643-98J00	BUSH	2	
41	61658-98J00	SPRING, HOOK SHAFT	3	
42	09329-14002	CUSHION	1	
43	61124-98J00	GROMMET, REMOCON CABLE	1	
44	09407-25402	CLAMP (L:248)	1	
45	67300-93J00	KIT, HOSE ADAPTER	1	OPT
46	67361-93J00	.ADAPTER, HOSE	1	OPT
47	09250-21003	.PLUG (OD:28)	1	OPT
48	17917-87L00	CONNECTOR, FLUSH WATER	1	

FIG.52

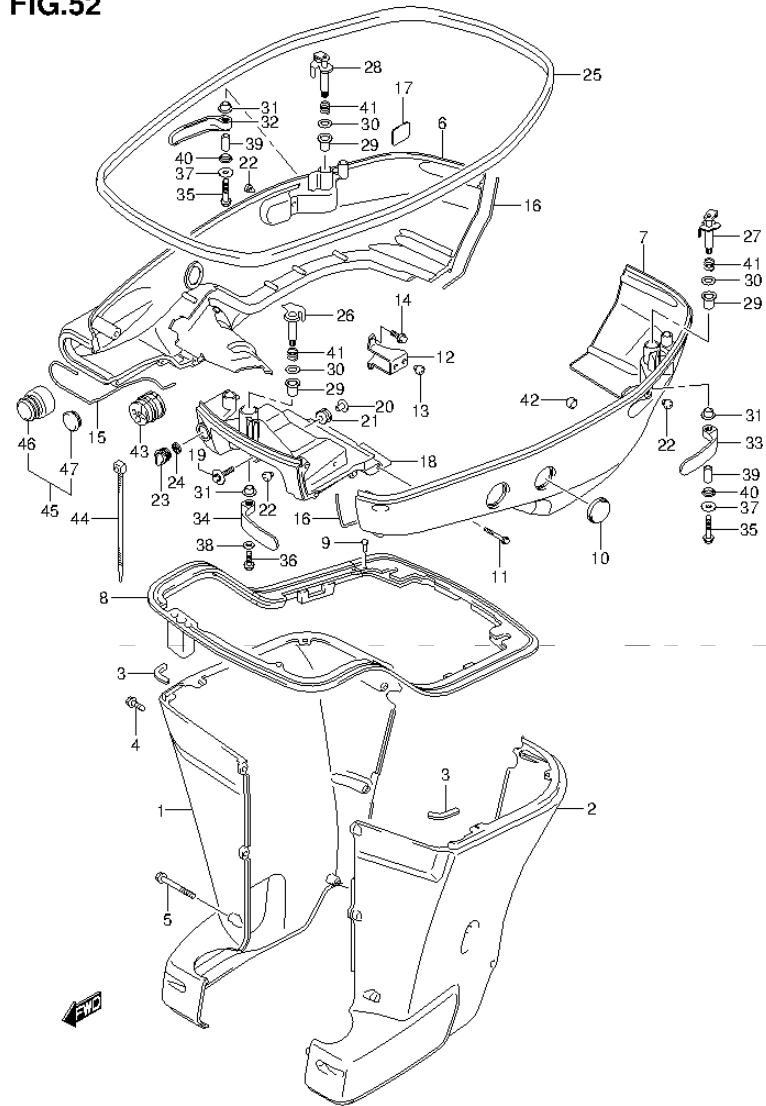


FIG.52 (1-G-6) SIDE COVER (DF250A E1)

REF NO.	PART NO.	DESCRIPTION	Q'TY	REMARKS
1	61131-93J01-0EP	COVER, OIL PAN STBD (BLACK)	1	
2	61141-93J01-0EP	COVER, OIL PAN PORT (BLACK)	1	
3	61137-93J00	CUSHION, OIL PAN COV UPPER	2	
4	09139-06135	SCREW (6X17)	5	
5	09139-06136	SCREW (6X65)	3	
6	61811-98J20-0EP	COVER, SIDE STBD (BLACK)	1	
7	61821-98J10-0EP	COVER, SIDE PORT (BLACK)	1	
8	61134-93J20	SEAL, SIDE COVER	1	
9	09409-05302-5PK	CLIP (BLACK)	2	
10	61817-93J00	PLUG, SIDE COVER	2	
11	09136-06148	SCREW (6X35)	10	
12	61827-93J02	HOLDER, SIDE COVER	1	
13	09321-10030	CUSHION	2	
14	01550-08207	BOLT	2	
15	61832-98J00	SEAL, FRONT PANEL STBD	1	
16	61812-98J00	SEAL, SIDE COVER	1	
17	61814-98J00	PROTECTOR, SIDE COVER	1	
18	61831-98J02-0EP	PANEL, FRONT (BLACK)	1	
19	09118-08127	BOLT (8X40)	2	
20	09169-08039	WASHER	2	
21	09320-11013	CUSHION	2	
22	09321-10030	CUSHION	3	
23	17913-93J00	PLUG, WATER	1	
24	17914-93J00	GASKET, WATER PLUG	1	
25	61112-98J00	RUBBER, SIDE COVER	1	
26	61630-98J00	SHAFT, COVER HOOK (FRONT)	1	
27	63632-98J20	SHAFT, COVER HOOK (PORT)	1	
28	63632-98J30	SHAFT, COVER HOOK (STBD)	1	
29	09306-17002	BUSH	3	
30	09160-17052	WASHER (17X30X3)	3	
31	61636-98J00	BUSH	3	
32	61633-98J10-0EP	LEVER, HOOK RR STBD (BLACK)	1	
33	61634-98J10-0EP	LEVER, HOOK RR PORT (BLACK)	1	
34	61645-98J00-0EP	LEVER, HOOK FRONT (BLACK)	1	

FIG.52

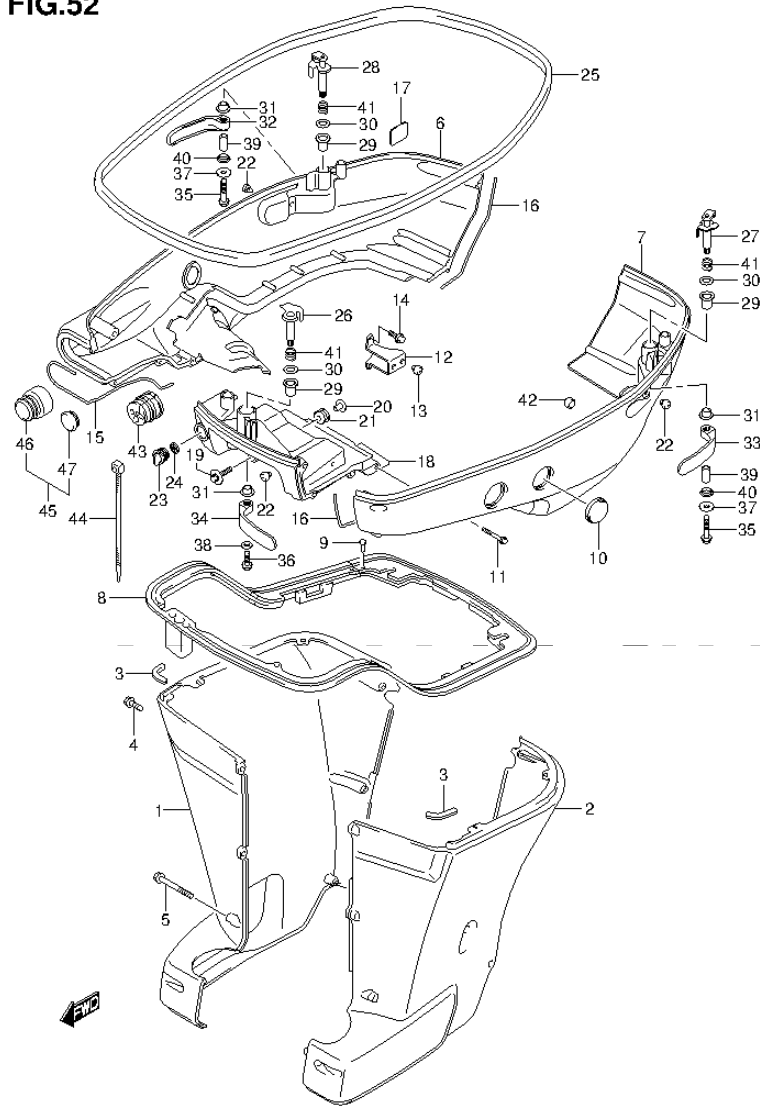


FIG.52 (1-G-7) SIDE COVER (DF250A E1)

REF NO.	PART NO.	DESCRIPTION	Q'TY	REMARKS
35	29103-93J20	BOLT, HOOK LEVER (8X45) (STBD / PORT)	2	
36	29103-93J30	BOLT, HOOK LEVER (8X25) (FRONT)	1	
37	09160-08152	WASHER (8.5X28X1.5)	2	
38	09160-08082	WASHER (8.5X16X1.2)	1	
39	61635-98J00	SPACER	2	
40	61643-98J00	BUSH	2	
41	61658-98J00	SPRING, HOOK SHAFT	3	
42	09329-14002	CUSHION	1	
43	61124-98J00	GROMMET, REMOCON CABLE	1	
44	09407-25402	CLAMP (L:248)	1	
45	67300-93J00	KIT, HOSE ADAPTER	1	OPT
46	67361-93J00	.ADAPTER, HOSE	1	OPT
47	09250-21003	.PLUG (OD:28)	1	OPT

FIG.53

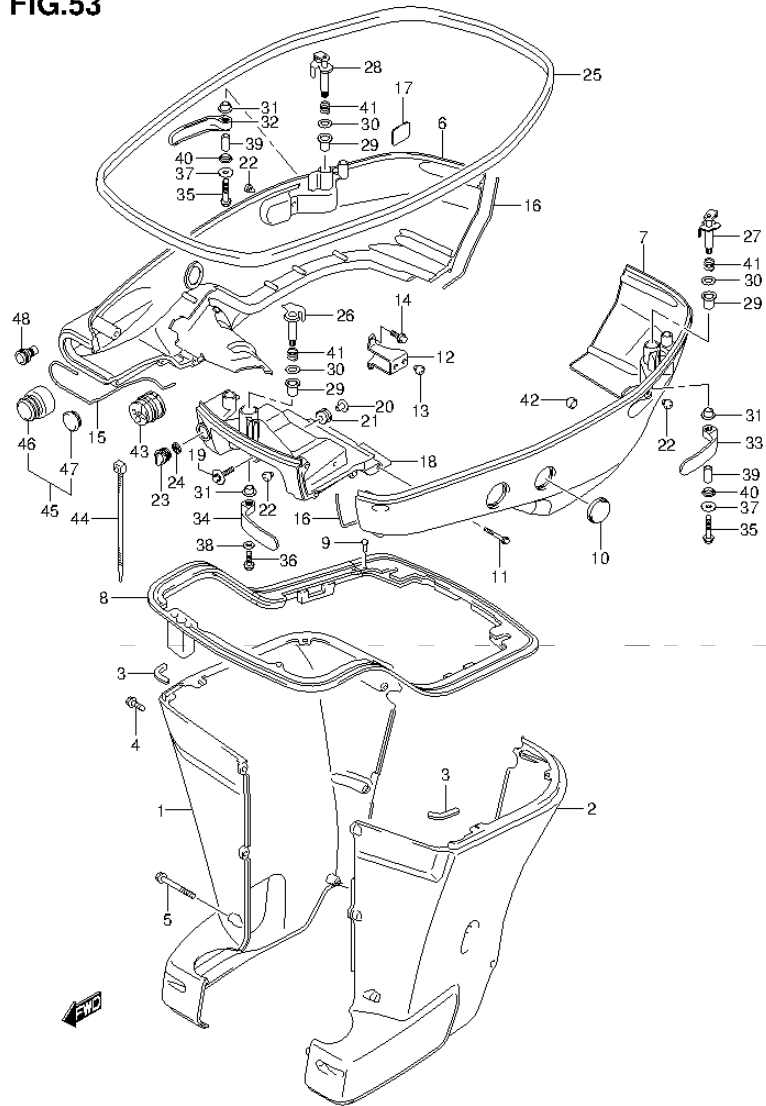


FIG.53 (1-G-8) SIDE COVER (DF250A E40)

REF NO.	PART NO.	DESCRIPTION	Q'TY	REMARKS
1	61131-93J01-0EP	COVER, OIL PAN STBD (BLACK)	1	
2	61141-93J01-0EP	COVER, OIL PAN PORT (BLACK)	1	
3	61137-93J00	CUSHION, OIL PAN COV UPPER	2	
4	09139-06135	SCREW (6X17)	5	
5	09139-06136	SCREW (6X65)	3	
6	61811-98J20-0EP	COVER, SIDE STBD (BLACK)	1	
7	61821-98J10-0EP	COVER, SIDE PORT (BLACK)	1	
8	61134-93J20	SEAL, SIDE COVER	1	
9	09409-05302-5PK	CLIP (BLACK)	2	
10	61817-93J00	PLUG, SIDE COVER	2	
11	09136-06148	SCREW (6X35)	10	
12	61827-93J02	HOLDER, SIDE COVER	1	
13	09321-10030	CUSHION	2	
14	01550-08207	BOLT	2	
15	61832-98J00	SEAL, FRONT PANEL STBD	1	
16	61812-98J00	SEAL, SIDE COVER	1	
17	61814-98J00	PROTECTOR, SIDE COVER	1	
18	61831-98J02-0EP	PANEL, FRONT (BLACK)	1	
19	09118-08127	BOLT (8X40)	2	
20	09169-08039	WASHER	2	
21	09320-11013	CUSHION	2	
22	09321-10030	CUSHION	3	
23	17913-93J00	PLUG, WATER	1	
24	17914-93J00	GASKET, WATER PLUG	1	
25	61112-98J00	RUBBER, SIDE COVER	1	
26	61630-98J00	SHAFT, COVER HOOK (FRONT)	1	
27	63632-98J20	SHAFT, COVER HOOK (PORT)	1	
28	63632-98J30	SHAFT, COVER HOOK (STBD)	1	
29	09306-17002	BUSH	3	
30	09160-17052	WASHER (17X30X3)	3	
31	61636-98J00	BUSH	3	
32	61633-98J10-0EP	LEVER, HOOK RR STBD (BLACK)	1	
33	61634-98J10-0EP	LEVER, HOOK RR PORT (BLACK)	1	
34	61645-98J00-0EP	LEVER, HOOK FRONT (BLACK)	1	

FIG.53

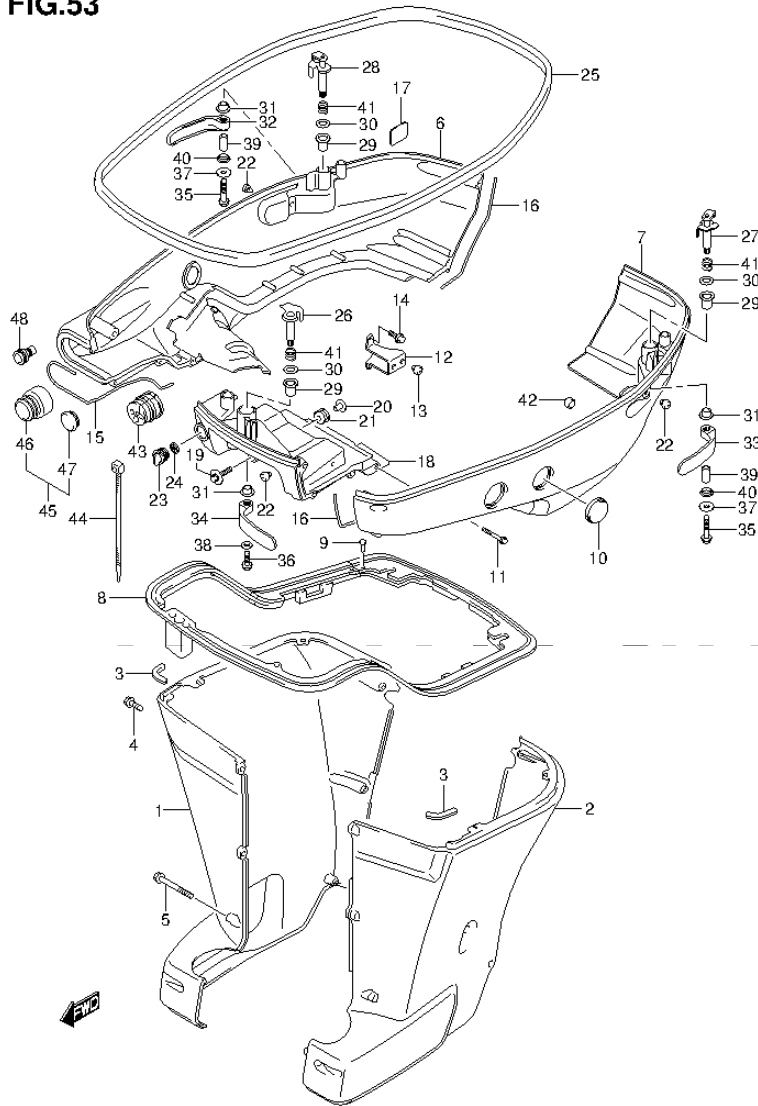


FIG.53 (1-G-9) SIDE COVER (DF250A E40)

REF NO.	PART NO.	DESCRIPTION	Q'TY	REMARKS
35	29103-93J20	BOLT, HOOK LEVER (8X45) (STBD / PORT)	2	
36	29103-93J30	BOLT, HOOK LEVER (8X25) (FRONT)	1	
37	09160-08152	WASHER (8.5X28X1.5)	2	
38	09160-08082	WASHER (8.5X16X1.2)	1	
39	61635-98J00	SPACER	2	
40	61643-98J00	BUSH	2	
41	61658-98J00	SPRING, HOOK SHAFT	3	
42	09329-14002	CUSHION	1	
43	61124-98J00	GROMMET, REMOCON CABLE	1	
44	09407-25402	CLAMP (L:248)	1	
45	67300-93J00	KIT, HOSE ADAPTER	1	OPT
46	67361-93J00	.ADAPTER, HOSE	1	OPT
47	09250-21003	.PLUG (OD:28)	1	OPT
48	17917-87L00	CONNECTOR, FLUSH WATER	1	

FIG.54

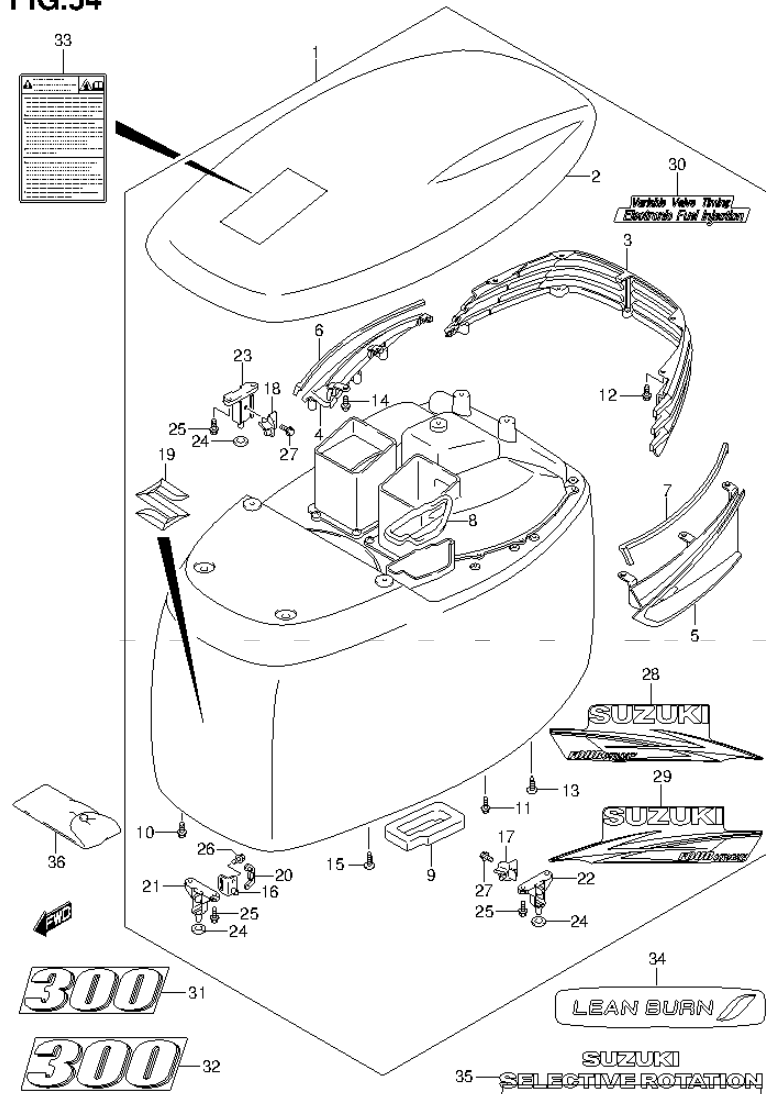


FIG.54 (1-G-10) ENGINE COVER (DF300A E1)

REF NO.	PART NO.	DESCRIPTION	Q'TY	REMARKS
1	61400-98Y60-0EP	COVER SET, ENGINE (BLACK)	1	
2	61431-98J10-0EP	.COVER, TOP (BLACK)	1	
3	61432-98J01	.LOUVER, AIR INTAKE	1	
4	61433-98J01	.GRIP, UPPER COVER STBD	1	
5	61434-98J02	.GRIP, UPPER COVER PORT	1	
6	61439-98J00	.SEAL, GRIP STBD	1	
7	61439-98J10	.SEAL, GRIP PORT	1	
8	61439-98J21	.SEAL, AIR VENT NO.2	1	
9	61476-98J00	.SEAL, AIR VENT NO.1	1	
10	01550-06167	.BOLT	2	
11	01550-06207	.BOLT	3	
12	01550-06167	.BOLT	3	
13	03542-06169	.BOLT	5	
14	01550-06167	.BOLT	4	
15	03542-06169	.BOLT	4	
16	61610-98J00	.FASTENER (FRONT)	1	
17	61610-98J30	.FASTENER (PORT)	1	
18	61610-98J40	.FASTENER (STBD)	1	
19	77811-54GC0-0PG	EMBLEM "S" (CHROME)	1	
20	61614-98J00	.PROTECTOR, FASTENER	1	
21	61621-98J01	.BRACKET, FASTENER FRONT	1	
22	61624-98J10	.BRACKET, FASTENER PORT	1	
23	61625-98J10	.BRACKET, FASTENER STBD	1	
24	61619-98J00	.CUSHION, ENG COV FASTENER	3	
25	01547-06167	.BOLT	6	
26	01550-06127	.BOLT	1	
27	01550-06127	.BOLT	2	
28	61443-93J32	.STRIPE, ENGINE COVER STBD	1	
29	61453-93J32	.STRIPE, ENGINE COVER PORT	1	
30	61446-93J32	.DECAL, EFI & VVT	1	

FIG.54

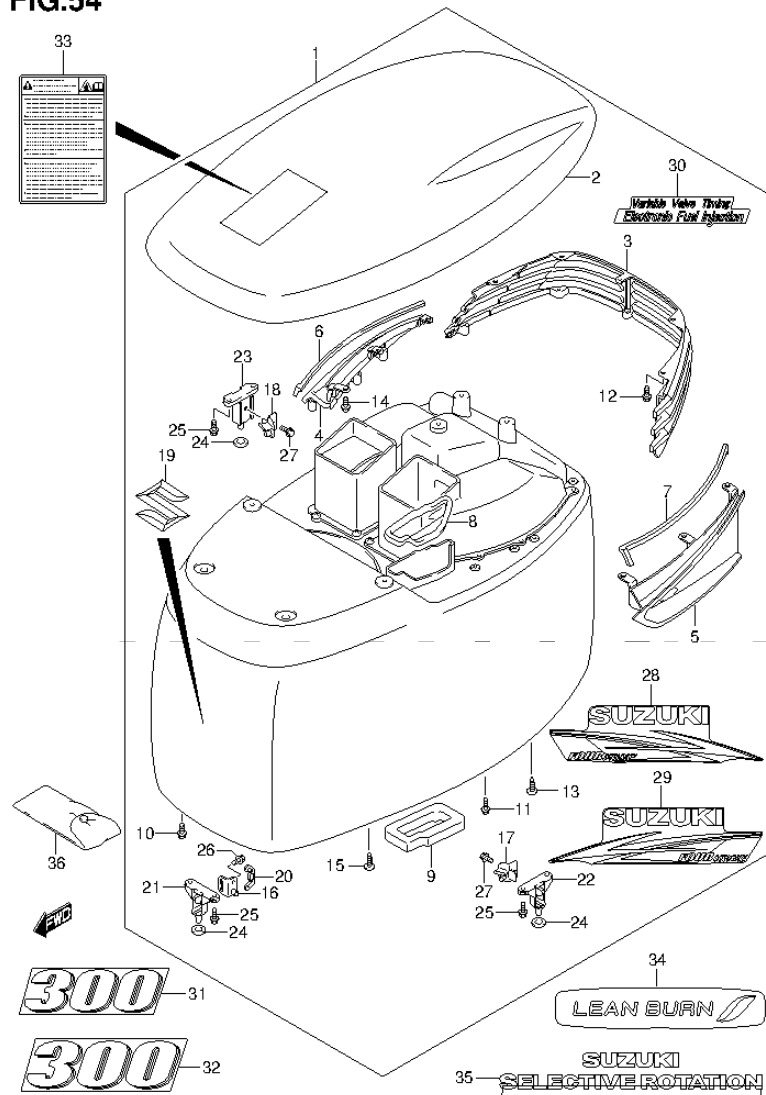


FIG.54 (1-G-11) ENGINE COVER (DF300A E1)

REF NO.	PART NO.	DESCRIPTION	Q'TY	REMARKS
31	61422-98J12	MARK, EMBLEM FRONT (300)	1	
32	61435-98J12	MARK, EMBLEM REAR (300)	1	
33	61458-99E70	LABEL, ENGINE COVER	1	
34	61471-98J00	DECAL, LEAN BURN	1	
35	61473-98J00	DECAL (S.S.R.)	1	
36	09800-81834	TOOL SET	1	

FIG.55

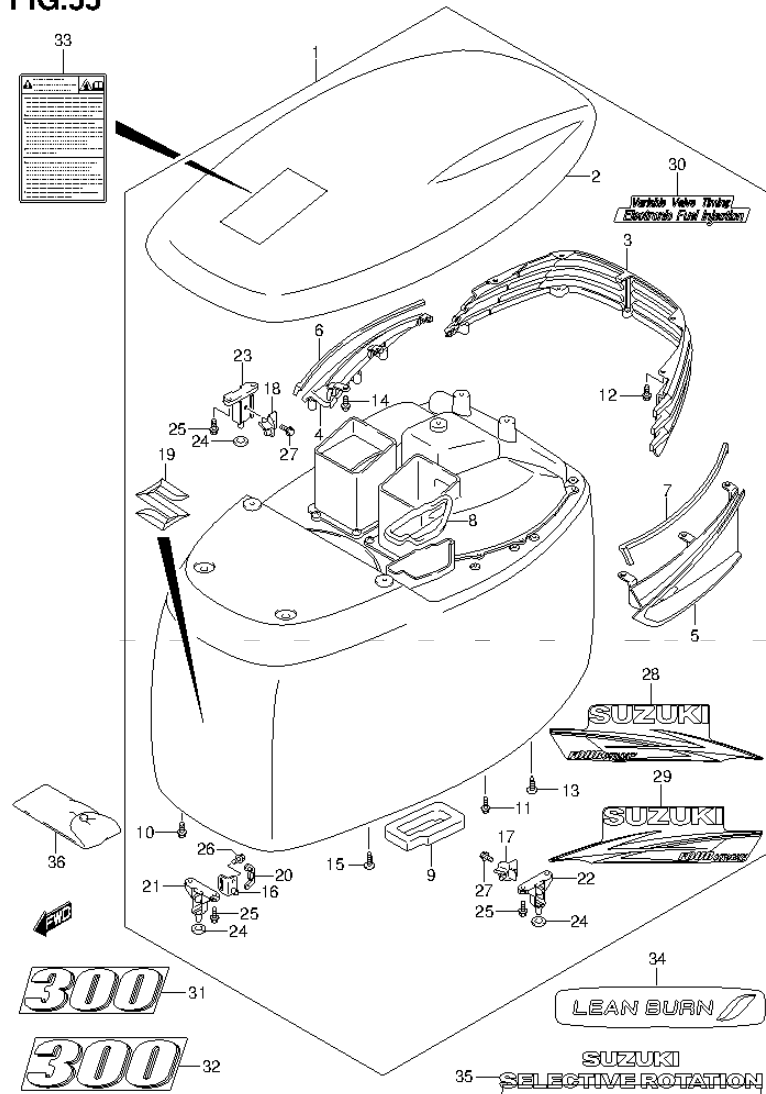


FIG.55 (1-G-12) ENGINE COVER (DF300A E40)

REF NO.	PART NO.	DESCRIPTION	Q'TY	REMARKS
1	61400-98Y60-0EP	COVER SET, ENGINE (BLACK)	1	
2	61431-98J10-0EP	.COVER, TOP (BLACK)	1	
3	61432-98J01	.LOUVER, AIR INTAKE	1	
4	61433-98J01	.GRIP, UPPER COVER STBD	1	
5	61434-98J02	.GRIP, UPPER COVER PORT	1	
6	61439-98J00	.SEAL, GRIP STBD	1	
7	61439-98J10	.SEAL, GRIP PORT	1	
8	61439-98J21	.SEAL, AIR VENT NO.2	1	
9	61476-98J00	.SEAL, AIR VENT NO.1	1	
10	01550-06167	.BOLT	2	
11	01550-06207	.BOLT	3	
12	01550-06167	.BOLT	3	
13	03542-06169	.BOLT	5	
14	01550-06167	.BOLT	4	
15	03542-06169	.BOLT	4	
16	61610-98J00	.FASTENER (FRONT)	1	
17	61610-98J30	.FASTENER (PORT)	1	
18	61610-98J40	.FASTENER (STBD)	1	
19	77811-54GC0-0PG	EMBLEM "S" (CHROME)	1	
20	61614-98J00	.PROTECTOR, FASTENER	1	
21	61621-98J01	.BRACKET, FASTENER FRONT	1	
22	61624-98J10	.BRACKET, FASTENER PORT	1	
23	61625-98J10	.BRACKET, FASTENER STBD	1	
24	61619-98J00	.CUSHION, ENG COV FASTENER	3	
25	01547-06167	.BOLT	6	
26	01550-06127	.BOLT	1	
27	01550-06127	.BOLT	2	
28	61443-93J32	.STRIPE, ENGINE COVER STBD	1	
29	61453-93J32	.STRIPE, ENGINE COVER PORT	1	
30	61446-93J32	.DECAL, EFI & VVT	1	

FIG.55

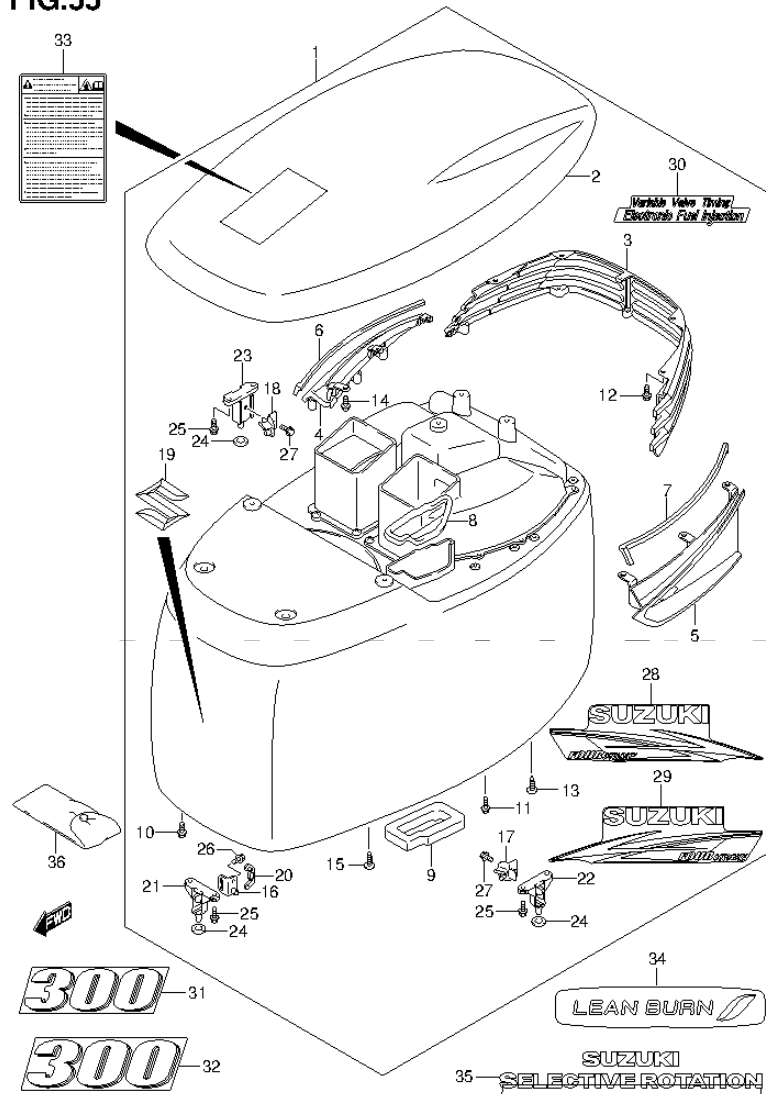


FIG.55 (1-G-13) ENGINE COVER (DF300A E40)

REF NO.	PART NO.	DESCRIPTION	Q'TY	REMARKS
31	61422-98J12	MARK, EMBLEM FRONT (300)	1	
32	61435-98J12	MARK, EMBLEM REAR (300)	1	
33	61458-99E70	LABEL, ENGINE COVER	1	
34	61471-98J00	DECAL, LEAN BURN	1	
35	61473-98J00	DECAL (S.S.R.)	1	
36	09800-81834	TOOL SET	1	

FIG.56

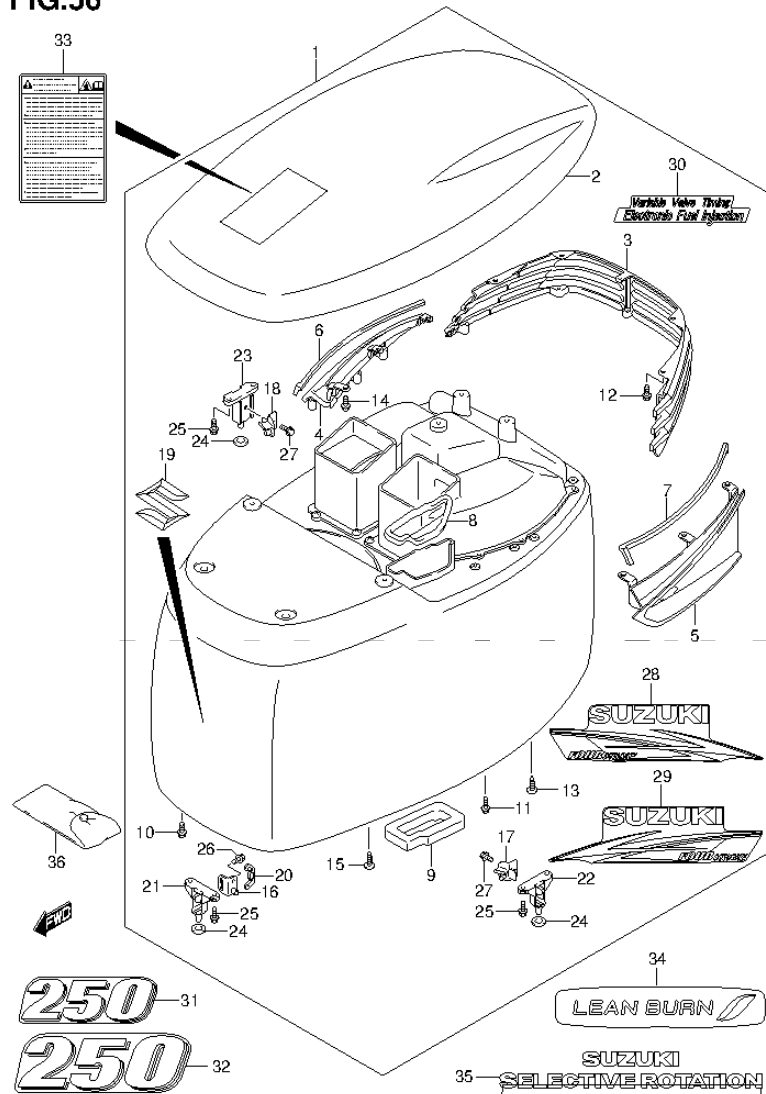


FIG.56 (1-G-14) ENGINE COVER (DF250A E1)

REF NO.	PART NO.	DESCRIPTION	Q'TY	REMARKS
1	61400-98Y60-0EP	COVER SET, ENGINE (BLACK)	1	
2	61431-98J10-0EP	.COVER, TOP (BLACK)	1	
3	61432-98J01	.LOUVER, AIR INTAKE	1	
4	61433-98J01	.GRIP, UPPER COVER STBD	1	
5	61434-98J02	.GRIP, UPPER COVER PORT	1	
6	61439-98J00	.SEAL, GRIP STBD	1	
7	61439-98J10	.SEAL, GRIP PORT	1	
8	61439-98J21	.SEAL, AIR VENT NO.2	1	
9	61476-98J00	.SEAL, AIR VENT NO.1	1	
10	01550-06167	.BOLT	2	
11	01550-06207	.BOLT	3	
12	01550-06167	.BOLT	3	
13	03542-06169	.BOLT	5	
14	01550-06167	.BOLT	4	
15	03542-06169	.BOLT	4	
16	61610-98J00	.FASTENER (FRONT)	1	
17	61610-98J30	.FASTENER (PORT)	1	
18	61610-98J40	.FASTENER (STBD)	1	
19	77811-54GC0-0PG	EMBLEM "S" (CHROME)	1	
20	61614-98J00	.PROTECTOR, FASTENER	1	
21	61621-98J01	.BRACKET, FASTENER FRONT	1	
22	61624-98J10	.BRACKET, FASTENER PORT	1	
23	61625-98J10	.BRACKET, FASTENER STBD	1	
24	61619-98J00	.CUSHION, ENG COV FASTENER	3	
25	01547-06167	.BOLT	6	
26	01550-06127	.BOLT	1	
27	01550-06127	.BOLT	2	
28	61443-93J32	.STRIPE, ENGINE COVER STBD	1	
29	61453-93J32	.STRIPE, ENGINE COVER PORT	1	
30	61446-93J32	.DECAL, EFI & VVT	1	

FIG.56

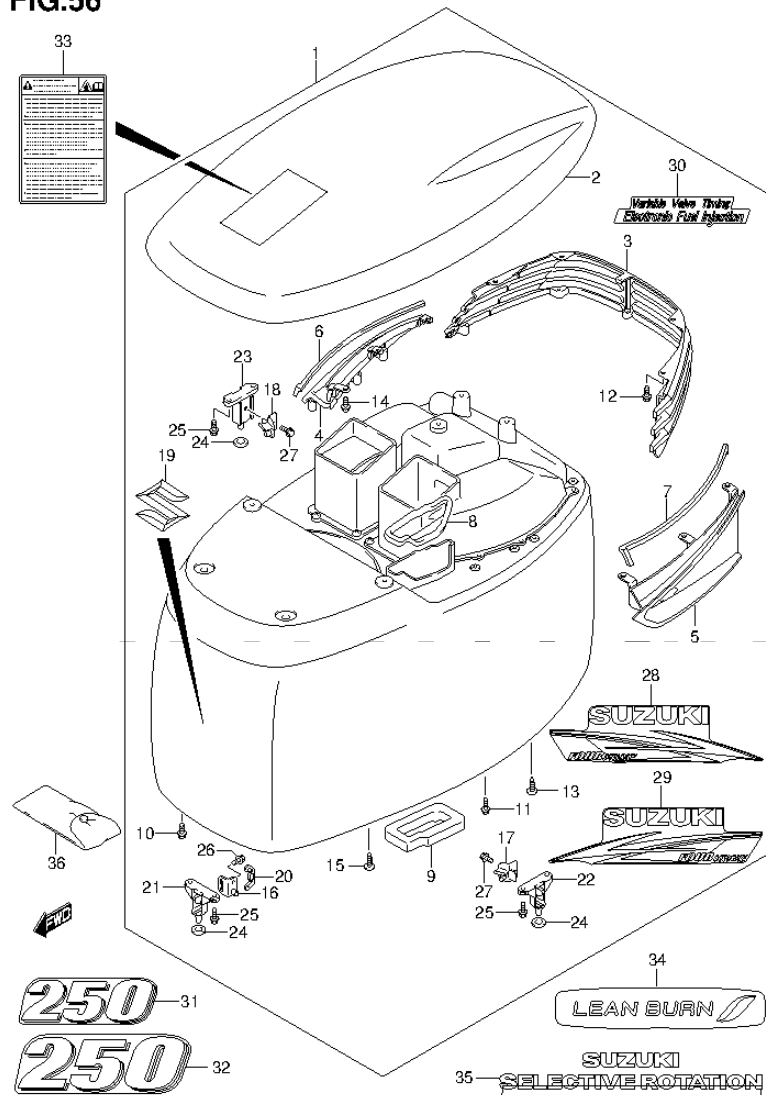


FIG.56 (1-G-15) ENGINE COVER (DF250A E1)

REF NO.	PART NO.	DESCRIPTION	Q'TY	REMARKS
31	61422-93J72	MARK, EMBLEM FRONT (250)	1	
32	61435-93J52	MARK, EMBLEM REAR (250)	1	
33	61458-99E70	LABEL, ENGINE COVER	1	
34	61471-98J00	DECAL, LEAN BURN	1	
35	61473-98J00	DECAL (S.S.R.)	1	
36	09800-81834	TOOL SET	1	

FIG.57

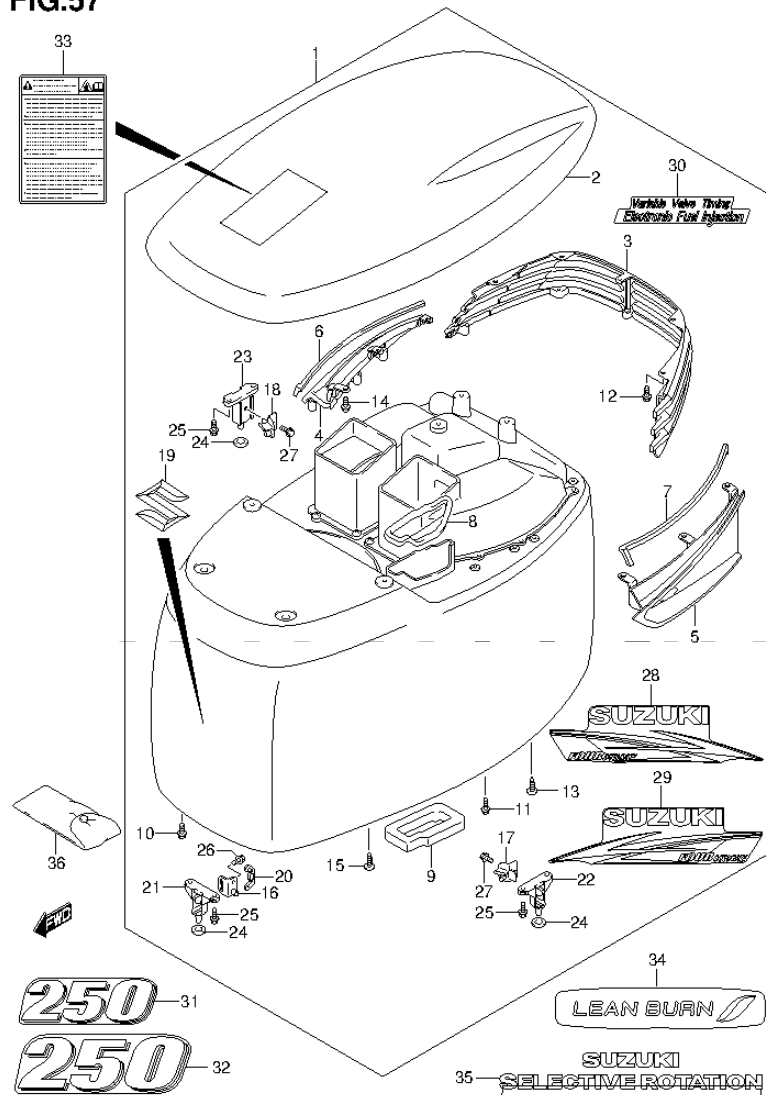


FIG.57 (1-H-2) ENGINE COVER (DF250A E40)

REF NO.	PART NO.	DESCRIPTION	Q'TY	REMARKS
1	61400-98Y60-0EP	COVER SET, ENGINE (BLACK)	1	
2	61431-98J10-0EP	.COVER, TOP (BLACK)	1	
3	61432-98J01	.LOUVER, AIR INTAKE	1	
4	61433-98J01	.GRIP, UPPER COVER STBD	1	
5	61434-98J02	.GRIP, UPPER COVER PORT	1	
6	61439-98J00	.SEAL, GRIP STBD	1	
7	61439-98J10	.SEAL, GRIP PORT	1	
8	61439-98J21	.SEAL, AIR VENT NO.2	1	
9	61476-98J00	.SEAL, AIR VENT NO.1	1	
10	01550-06167	.BOLT	2	
11	01550-06207	.BOLT	3	
12	01550-06167	.BOLT	3	
13	03542-06169	.BOLT	5	
14	01550-06167	.BOLT	4	
15	03542-06169	.BOLT	4	
16	61610-98J00	.FASTENER (FRONT)	1	
17	61610-98J30	.FASTENER (PORT)	1	
18	61610-98J40	.FASTENER (STBD)	1	
19	77811-54GC0-0PG	EMBLEM "S" (CHROME)	1	
20	61614-98J00	.PROTECTOR, FASTENER	1	
21	61621-98J01	.BRACKET, FASTENER FRONT	1	
22	61624-98J10	.BRACKET, FASTENER PORT	1	
23	61625-98J10	.BRACKET, FASTENER STBD	1	
24	61619-98J00	.CUSHION, ENG COV FASTENER	3	
25	01547-06167	.BOLT	6	
26	01550-06127	.BOLT	1	
27	01550-06127	.BOLT	2	
28	61443-93J32	.STRIPE, ENGINE COVER STBD	1	
29	61453-93J32	.STRIPE, ENGINE COVER PORT	1	
30	61446-93J32	.DECAL, EFI & VVT	1	

FIG.57

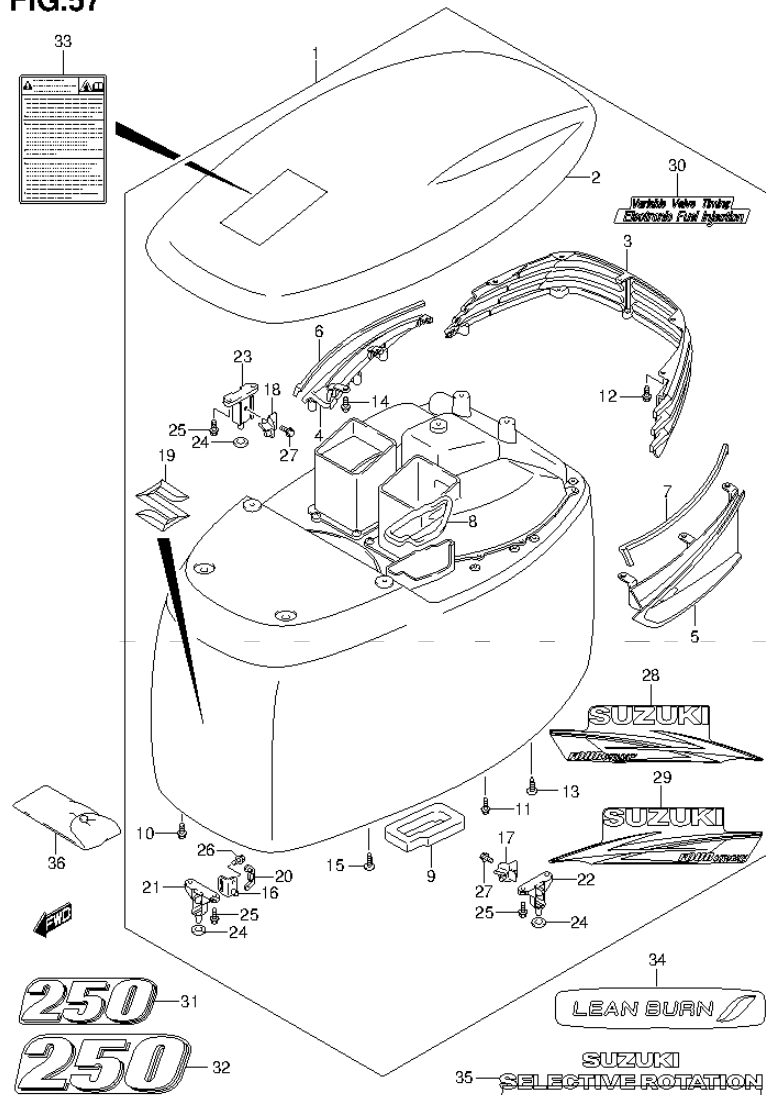


FIG.57 (1-H-3) ENGINE COVER (DF250A E40)

REF NO.	PART NO.	DESCRIPTION	Q'TY	REMARKS
31	61422-93J72	MARK, EMBLEM FRONT (250)	1	
32	61435-93J52	MARK, EMBLEM REAR (250)	1	
33	61458-99E70	LABEL, ENGINE COVER	1	
34	61471-98J00	DECAL, LEAN BURN	1	
35	61473-98J00	DECAL (S.S.R.)	1	
36	09800-81834	TOOL SET	1	

FIG.58

FIG.58 (1-H-4) FUEL HOSE (DF300A E1)

REF NO.	PART NO.	DESCRIPTION	Q'TY	REMARKS
1	09251-09002	CAP	1	
2	09367-10001	JOINT	1	
3	09401-13423	CLIP	1	
4	65700-93J01	HOSE, FUEL (TANK TO ENGINE)	1	
5	65770-93J10	,PUMP, SQUEEZE	1	
6	09401-13423	CLIP	1	

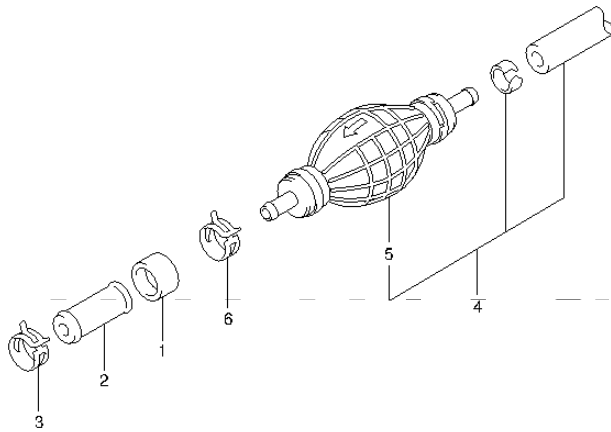


FIG.59

FIG.59 (1-H-5) FUEL HOSE (DF300A E40)

REF NO.	PART NO.	DESCRIPTION	Q'TY	REMARKS
1	09251-09002	CAP	1	
2	09367-10001	JOINT	1	
3	09401-13423	CLIP	1	
4	65770-93J10	PUMP, SQUEEZE	1	

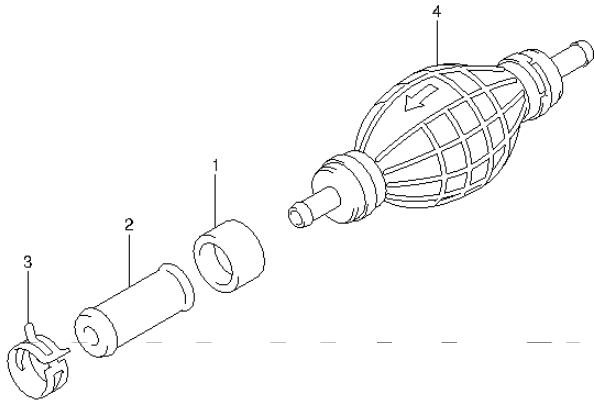


FIG.60

FIG.60 (1-H-6) FUEL HOSE (DF250A E1)

REF NO.	PART NO.	DESCRIPTION	Q'TY	REMARKS
1	09251-09002	CAP	1	
2	09367-10001	JOINT	1	
3	09401-13423	CLIP	1	
4	65700-93J01	HOSE, FUEL (TANK TO ENGINE)	1	
5	65770-93J10	,PUMP, SQUEEZE	1	
6	09401-13423	CLIP	1	

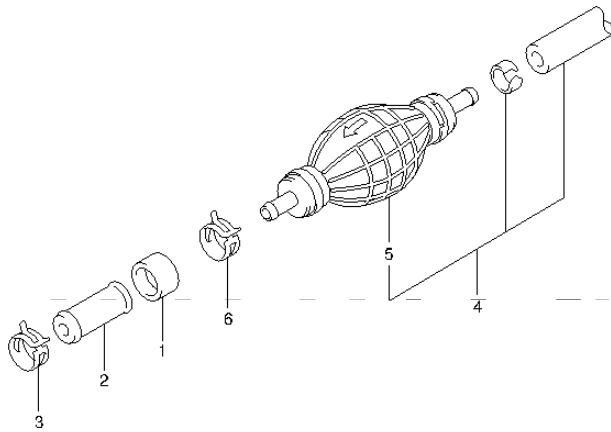


FIG.61

FIG.61 (1-H-7) FUEL HOSE (DF250A E40)

REF NO.	PART NO.	DESCRIPTION	Q'TY	REMARKS
1	09251-09002	CAP	1	
2	09367-10001	JOINT	1	
3	09401-13423	CLIP	1	
4	65770-93J10	PUMP, SQUEEZE	1	

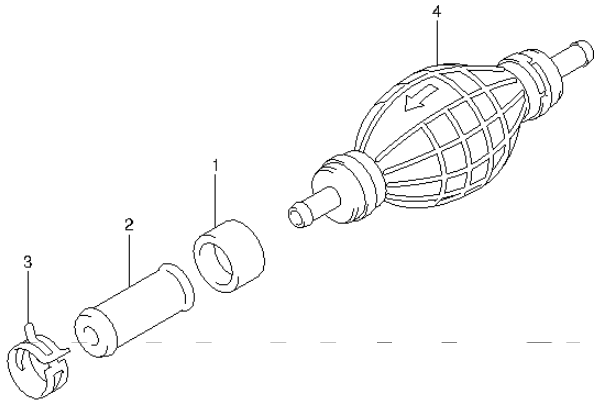


FIG.62

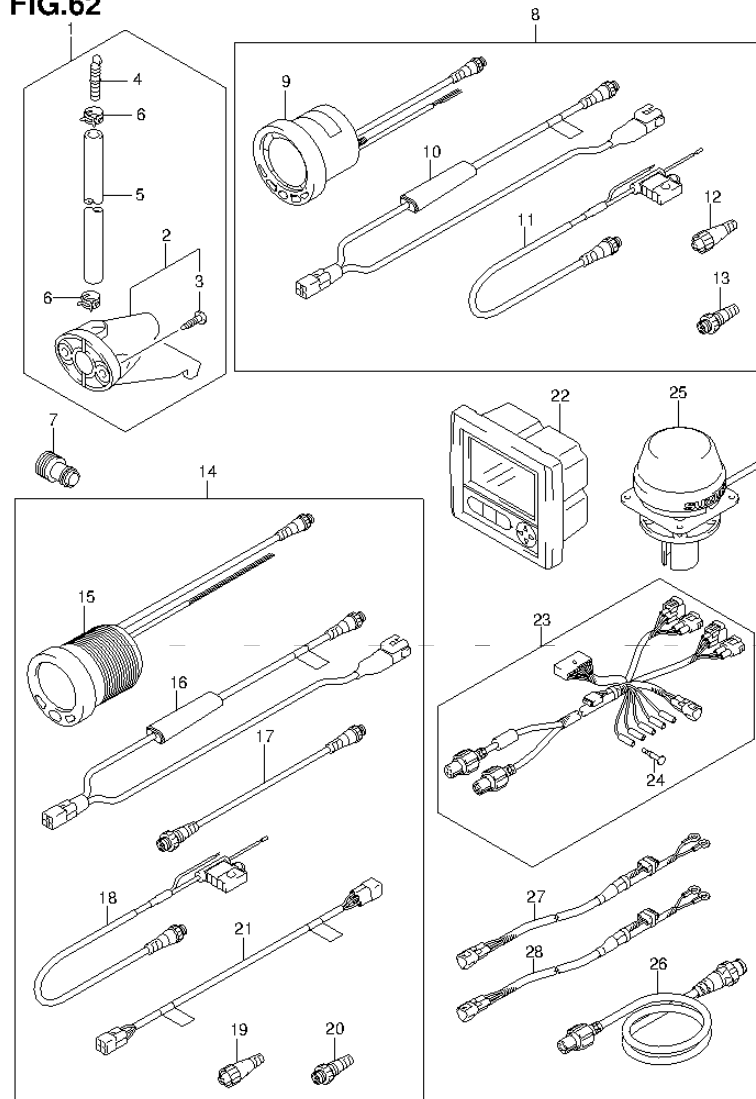


FIG.62 (1-H-8) OPT:METER

REF NO.	PART NO.	DESCRIPTION	Q'TY	REMARKS
1	34120-98J01	KIT, SPEEDOMETER SUB	1	
2	34190-95500	.SENDER ASSY, SPEEDOMETER	1	
3	03112-06303	..SCREW	2	
4	55127-87D00	.UNION, HOSE	1	
5	09355-40805-00B	.HOSE (4X8X2000)	1	L:2000->1700
6	09407-10404	.CLAMP (L:100)	2	
7	17917-87L00	CONNECTOR, FLUSH WATER	1	
8	34011-88L02	KIT, 4 IN MULTI GAUGE	1	
9	34200-88L02	.GAUGE ASSY, 4 IN MULTI	1	
10	34922-88L01	.UNIT, INTERFACE	1	
11	36663-88L00	.HARNES ASSY, NETWORK POWER	1	
12	36665-88L00	.UNIT, RESISTOR FEMALE	1	
13	36665-88L10	.UNIT, RESISTOR MALE	1	
14	34011-88L12	KIT, 2 IN MULTI GAUGE	1	
15	34800-88L01	.GAUGE ASSY, 2 IN MULTI	1	
16	34922-88L01	.UNIT, INTERFACE	1	
17	36662-88L00	.WIRE, 25 EXTENSION	1	
18	36663-88L00	.HARNES ASSY, NETWORK POWER	1	
19	36665-88L00	.UNIT, RESISTOR FEMALE	1	
20	36665-88L10	.UNIT, RESISTOR MALE	1	
21	36668-88L00	.WIRE, ADAPTER TO DIAGNS	1	
22	34200-87L10	GAUGE ASSY, MULTI	1	
23	36661-87L10	ADAPTER, GAUGE	1	
24	36615-96300	.TERMINAL, RESIN	5	
25	39950-87L00	MODULE ASSY, GPS RECIVER	1	
26	36666-87L00	WIRE, NETWORK	1	
27	36663-98J00	WIRE, GAUGE POWER	1	
28	36663-98J10	WIRE, GAUGE POWER	1	

FIG.63

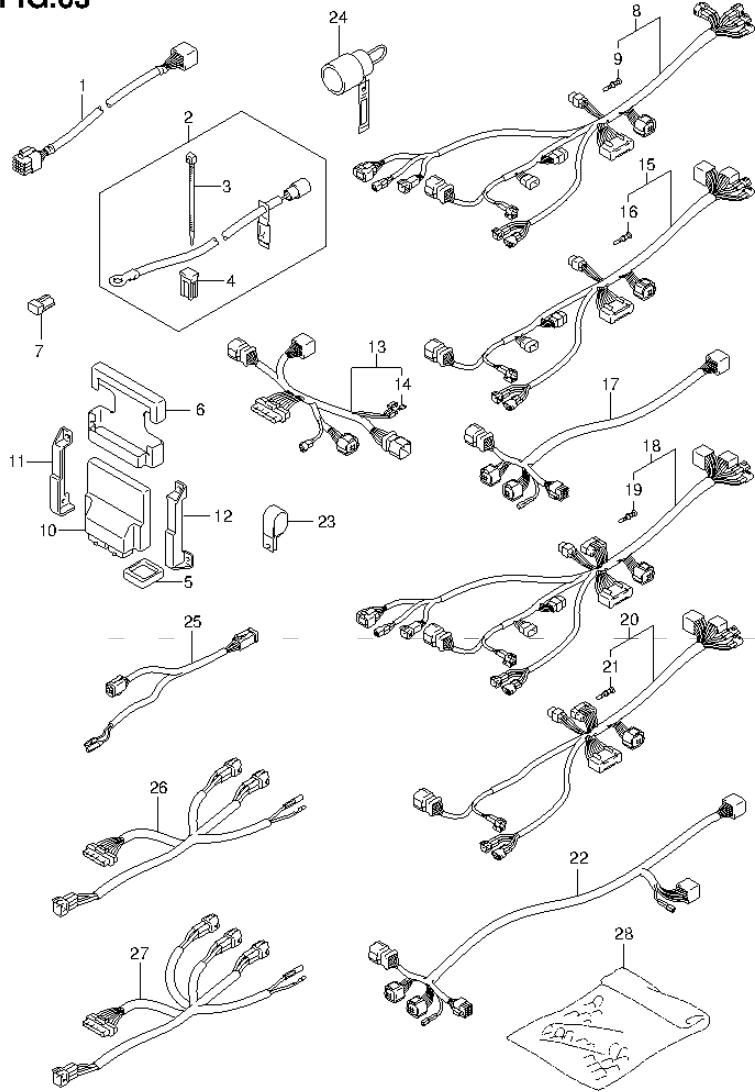


FIG.63 (1-H-9) OPT:HARNESS

REF NO.	PART NO.	DESCRIPTION	Q'TY	REMARKS
1	36620-98J50	WIRE ASSY, REMOCON EXTENSION	1	
2	33830-98J10	SET, BATTERY ISOLATOR LEAD	1	
3	09407-10404	.CLAMP (L:100)	2	
4	09481-40401	.FUSE (40A)	1	
5	33911-88BL0	CAP, BCM CONNECTOR	1	
6	33925-93J00	CUSHION, BCM	1	
7	33926-98J00	RESISTOR, TERMINAL	2	
8	36623-98J20	HARNESS ASSY, BCM NO.1 FOR SNGL	1	
9	36615-96300	.TERMINAL RESIN	4	
10	36770-98J10	CONTROLLER ASSY, BOAT ELECTRIC	1	
11	36775-98J00	HOLDER, BCM (L)	1	
12	36776-98J00	HOLDER, BCM (R)	1	
13	36622-98J00	HARNESS ASSY, DUAL STATION MAIN	1	
14	09481-10501	.FUSE (10A)	1	
15	36624-98J02	HARNESS ASSY, BCM NO.2 FOR SNGL	1	
16	36615-96300	.TERMINAL, RESIN	2	
17	36621-98J00	HARNESS ASSY, DUAL ENGINE	1	
18	36623-98J30	HARNESS ASSY, BCM NO.1 FOR MULT	1	
19	36615-96300	.TERMINAL, RESIN	5	
20	36624-98J11	HARNESS ASSY, BCM NO.2 FOR MULT	1	
21	36615-96300	.TERMINAL, RESIN	2	
22	36621-98J10	HARNESS ASSY, TRIPLE ENGINE	1	
23	09403-13402	CLAMP	18	
24	36612-98J00	CONNECTOR, COUNTER SELECT	1	
25	36661-98J10	ADAPTER, INTERFACE SINGLE	1	
26	36661-98J20	ADAPTER, INTERFACE DUAL	1	
27	36661-98J30	ADAPTER, INTERFACE TRIPLE	1	
28	36990-87D00	TERMINAL SET, WITH SLEEVE	1	

FIG.64

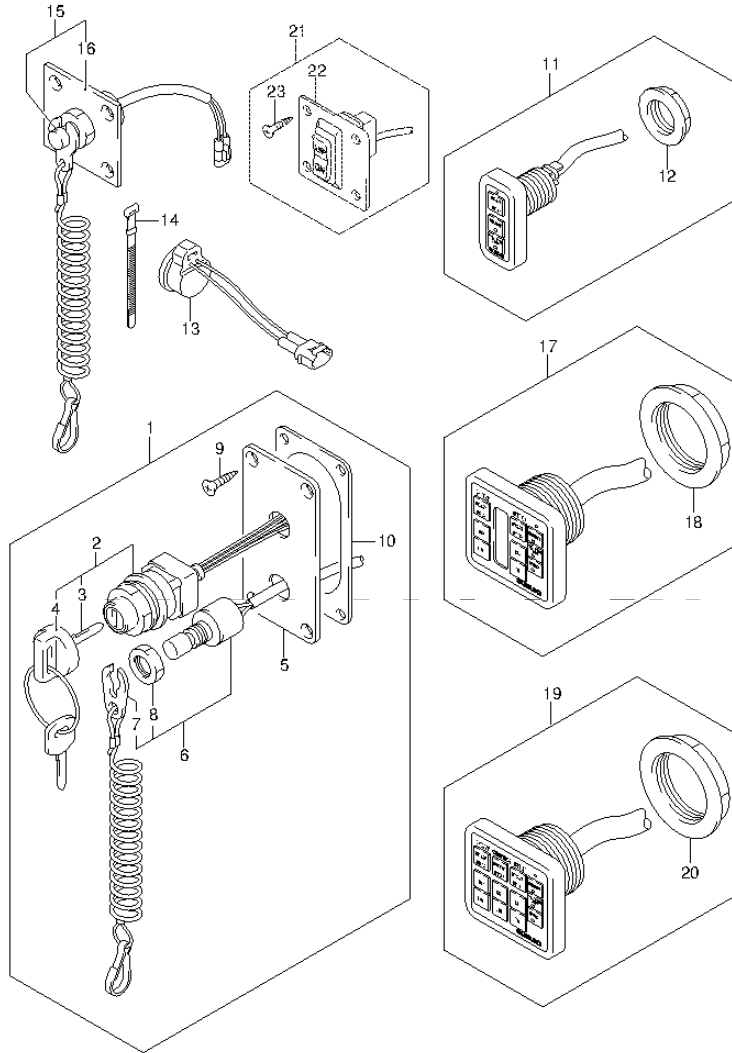


FIG.64 (1-H-10) OPT:SWITCH

REF NO.	PART NO.	DESCRIPTION	Q'TY	REMARKS
1	37100-98J03	PANEL ASSY, MAIN SW	1	
2	37110-98J00	.SWITCH ASSY, MAIN	1	
3-1	37141-99EA0	..KEY (941)	1	
3-2	37141-99EB0	..KEY (942)	1	
3-3	37141-99E00	..KEY (931)	1	
3-4	37141-99E10	..KEY (932)	1	
3-5	37141-99E20	..KEY (933)	1	
3-6	37141-99E30	..KEY (934)	1	
3-7	37141-99E40	..KEY (935)	1	
3-8	37141-99E50	..KEY (936)	1	
3-9	37141-99E60	..KEY (937)	1	
3-10	37141-99E70	..KEY (938)	1	
3-11	37141-99E80	..KEY (939)	1	
3-12	37141-99E90	..KEY (940)	1	
4	37143-99E00	..CAP, KEY	1	
5	37139-98J00	.PANEL, MAIN SW	1	
6	37820-93J03	.SWITCH ASSY, EMERGENCY STOP	1	
7	37823-92E01	..PLATE ASSY, EMERGENCY SW LOCK	1	
8	37826-92E00	..NUT	1	
9	03122-05165	.SCREW	4	
10	37114-98J00	.SHEET, MAIN SW PANEL	1	
11	37100-98J11	PANEL ASSY, SINGLE	1	
12	37112-98J00	.NUT	1	
13	38500-93J90	BUZZER ASSY, WARNING	1	
14	09407-08401	CLAMP (L:80)	1	
15	37803-93J03	PANEL ASSY, EMERGENCY SW	1	
16	37825-99E00	.PANEL, EMERGENCY STOP SW	1	
17	37100-98J21	PANEL ASSY, DUAL	1	
18	37112-98J10	.NUT	1	
19	37100-98J31	PANEL ASSY, TRIPLE	1	
20	37112-98J10	.NUT	1	

FIG.64

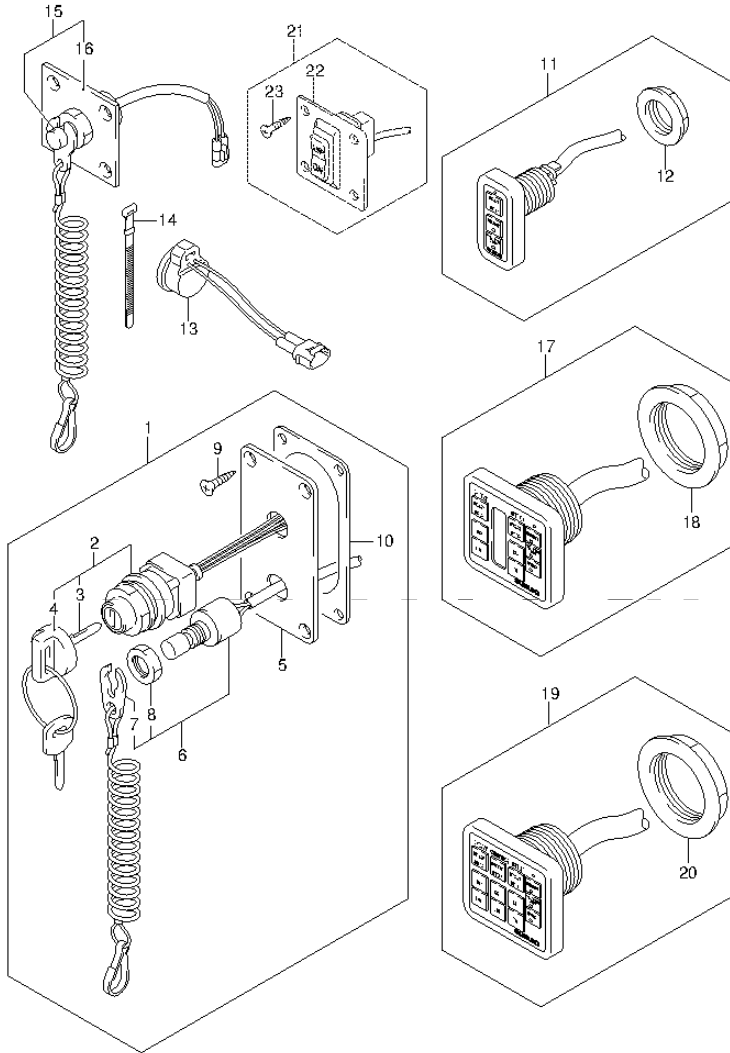


FIG.64 (1-H-11) OPT:SWITCH

REF NO.	PART NO.	DESCRIPTION	Q'TY	REMARKS
21	37860-87L00	PANEL ASSY, TROLLING CTR SW	1	
22	37862-87L00	.PANEL	1	
23	09131-05004	.SCREW	4	

FIG.65

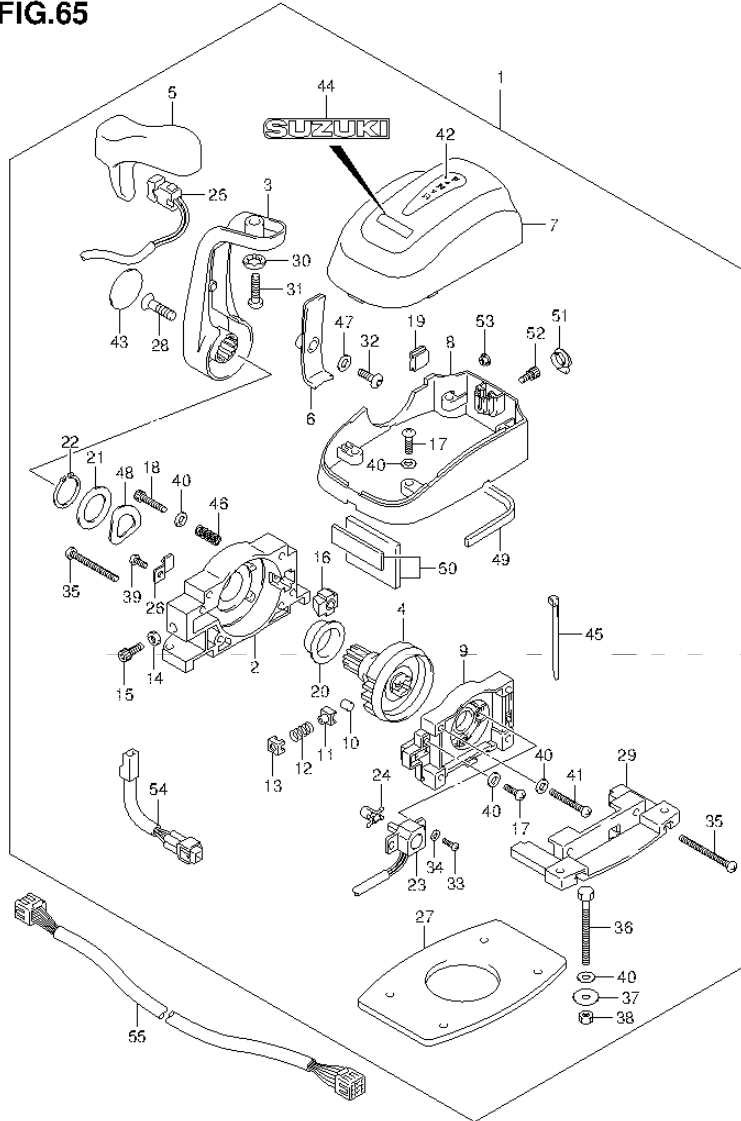


FIG.65 (1-H-12) OPT:TOP MOUNT SINGLE

REF NO.	PART NO.	DESCRIPTION	Q'TY	REMARKS
1	67200-98J03	REMOTE CONTROL ASSY	1	
2	67211-98J20	.HOUSING	1	
3	67251-98J00	.LEVER, HANDLE	1	
4	67246-98J10	.SHAFT, DRIVE	1	
5	67261-98J00	.GRIP, NO.1	1	
6	67263-98J00	.COVER, LEVER	1	
7	67212-98J20	.COVER, UPPER	1	
8	67271-98J30	.COVER, BOTTOM	1	
9	67222-98J10	.PANEL ASSY, BACK	1	
10	67236-98J00	.ROLLER, DETENT	1	
11	67235-98J10	.GUIDE, DETENT ROLLER	1	
12	67237-98J30	.SPRING, DETENT	1	
13	67233-98J10	.HOLDER, DETENT SPRING	1	
14	67287-92E00	.NUT	1	
15	67239-98J00	.SCREW, DETENT ADJUST (5X14)	1	
16	67223-98J00	.PAD, BRAKE	1	
17	67296-98J50	.SCREW (5X18)	6	
18	67296-98JA0	.SCREW, BRAKE ADJUST (5X30)	1	
19	67272-98J10	.GROMMET, COVER	1	
20	67252-98J10	.BUSH, DRIVE SHAFT	1	
21	67288-98J20	.WASHER	1	
22	67292-98J00	.C-RING	1	
23	15980-98J00	.POTENTIOMETER	1	
24	67227-98J10	.LEVER, POTENTIOMETER NO.2	1	
25	37850-98J02	.SWITCH ASSY, PTT	1	
26	67269-98J00	.CLAMP, LEAD	1	
27	67273-98J00	.PACKING	1	
28	67296-98J60	.SCREW (8X30)	1	
29	67274-98J00	.FLANGE, BASE	1	
30	67288-92E20	.WASHER	1	
31	67296-98J90	.SCREW	1	
32	67296-98J80	.SCREW (5X14)	1	
33	67296-94300	.SCREW (4X10)	2	
34	67288-98J00	.WASHER	2	

FIG.65

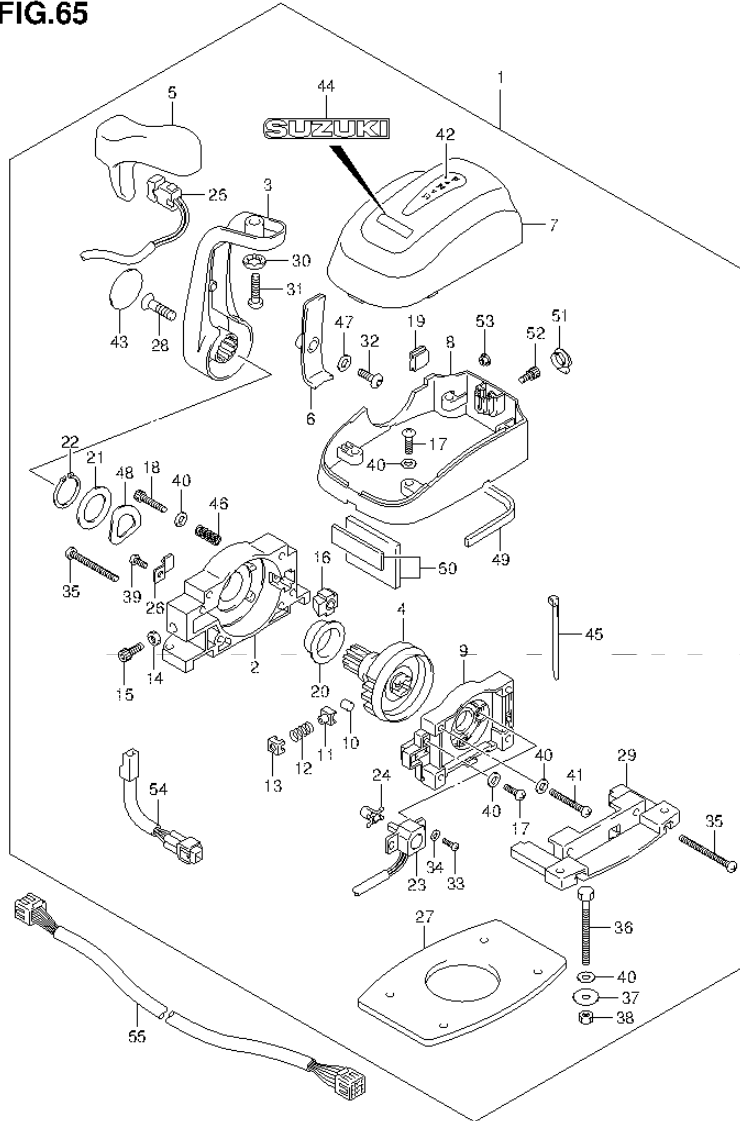
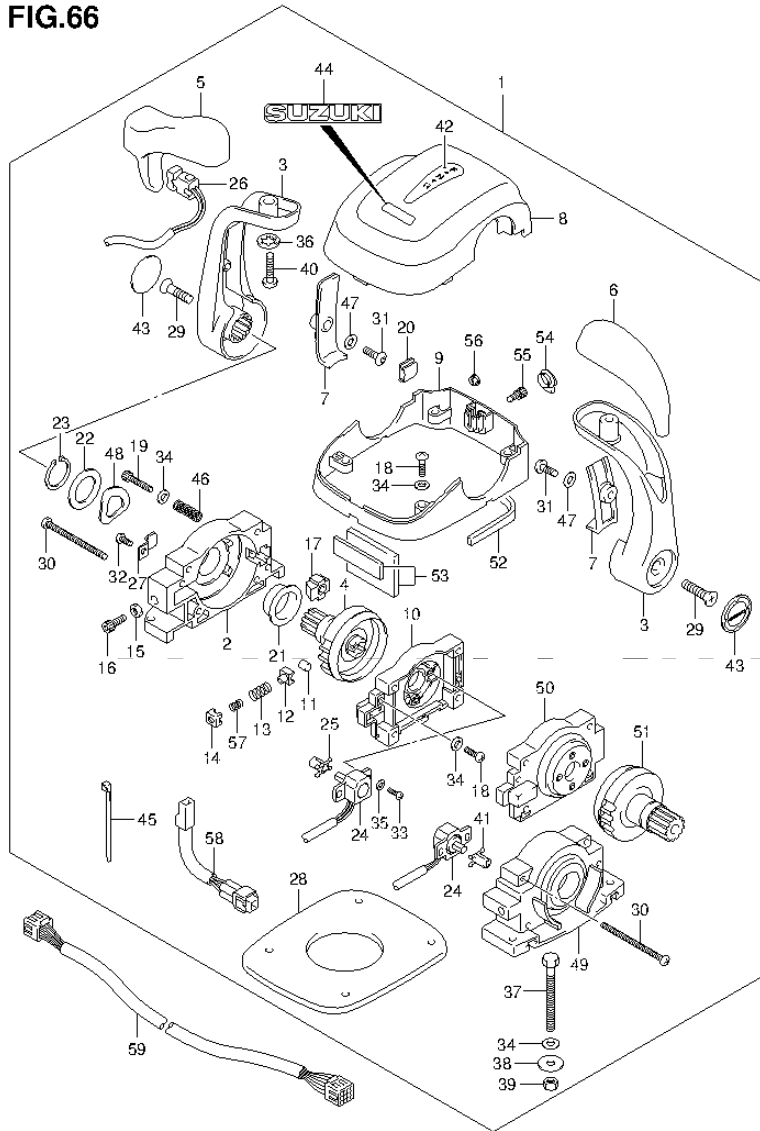


FIG.65 (1-H-13) OPT:TOP MOUNT SINGLE

REF NO.	PART NO.	DESCRIPTION	Q'TY	REMARKS
35	67296-98J20	.SCREW (5X50)	2	
36	67226-98J00	.BOLT (5X50)	4	
37	09160-05024	.WASHER (5.5X16X1.5)	4	
38	67287-92E00	.NUT	4	
39	67296-98J00	.SCREW (5X12)	1	
40	67288-98J40	.WASHER	12	
41	67296-98J10	.SCREW (5X35)	1	
42	67284-98J00	.MARK (F-N-R)	1	
43	68165-98J00	.MARK, LEVER (SUZUKI)	1	
44	68165-98J10	.EMBLEM (SUZUKI)	1	
45	67269-98J30	.BAND	1	
46	67288-98J10	.WASHER, SPRING	8	
47	67288-98J30	.WASHER	1	
48	67228-98J50	.WASHER, WAVE	1	
49	67273-98J10	.PACKING (FRONT)	1	
50	67273-98J30	.PACKING (REAR)	1	
51	67277-98J00	.GROMMET	1	
52	67296-98JF0	.BOLT (5X14)	1	
53	67297-98J00	.NUT	1	
54	36890-98J00	.CONDENSER, ADAPTER HARNESS	1	
55-1	36620-98J30	WIRE ASSY, REMOTE CONTROL	1	L:6500
55-2	36620-98J40	WIRE ASSY, REMOTE CONTROL	1	L:9500

FIG.66



DF300A_E01_013_066
OPT:TOP MOUNT DUAL

FIG.66 (1-H-14) OPT:TOP MOUNT DUAL

REF NO.	PART NO.	DESCRIPTION	Q'TY	REMARKS
1	67200-98J13	REMOTE CONTROL ASSY	1	
2	67211-98J20	.HOUSING (L)	1	
3	67251-98J00	.LEVER, HANDLE	2	
4	67246-98J10	.SHAFT, DRIVE (L)	1	
5	67261-98J00	.GRIP, NO.1	1	
6	67261-98J10	.GRIP, NO.2	1	
7	67263-98J00	.COVER, LEVER	2	
8	67212-98J30	.COVER, UPPER	1	
9	67271-98J40	.COVER, BOTTOM	1	
10	67222-98J10	.PANEL ASSY, BACK (L)	1	
11	67236-98J10	.ROOLER, DETENT	2	
12	67235-98J10	.GUIDE, DETENT ROOLER	2	
13	67237-98J40	.SPRING, DETENT	2	
14	67233-98J10	.HOLDER, DETENT SPRING	2	
15	67287-92E00	.NUT (M5)	2	
16	67239-98J00	.SCREW, DETENT ADJUST (5X14)	2	
17	67223-98J00	.PAD, BRAKE	2	
18	67296-98J50	.SCREW (5X18)	8	
19	67296-98JA0	.SCREW, BRAKE ADJUST (5X30)	2	
20	67272-98J10	.GROMMET, COVER	2	
21	67252-98J10	.BUSH, DRIVE SHAFT	2	
22	67288-98J20	.WASHER	2	
23	67292-98J00	.C-RING	2	
24	15980-98J00	.POTENTIOMETER	2	
25	67227-98J10	.LEVER, POTENTIOMETER NO.2	1	
26	37850-98J02	.SWITCH ASSY, PTT	1	
27	67269-98J00	.CLAMP, LEAD	1	
28	67273-98J20	.PACKING	1	
29	67296-98J60	.SCREW (8X30)	2	
30	67296-98J30	.SCREW (5X65)	4	
31	67296-98J80	.SCREW (5X14)	2	
32	67296-98J00	.SCREW (5X12)	1	
33	67296-94300	.SCREW (4X10)	4	
34	67288-98J40	.WASHER	14	

DF300A_E01_013

FIG.66

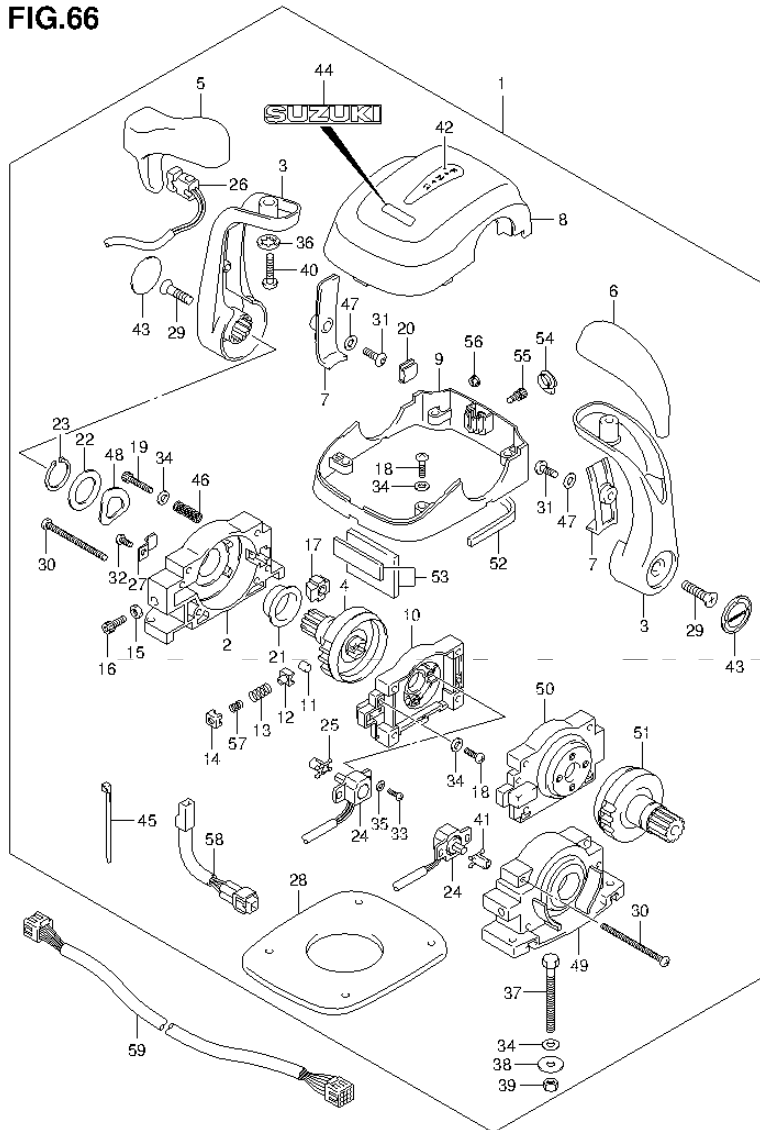


FIG.66 (1-H-15) OPT:TOP MOUNT DUAL

REF NO.	PART NO.	DESCRIPTION	Q'TY	REMARKS
35	67288-98J00	.WASHER	4	
36	67288-92E20	.WASHER	2	
37	67226-98J00	.BOLT (5X50)	4	
38	09160-05024	.WASHER (5.5X16X1.5)	4	
39	67287-92E00	.NUT	4	
40	67296-98J90	.SCREW	2	
41	67227-98J00	.LEVER, POTENTIOMETER NO.1	1	
42	67284-98J00	.MARK (F-N-R)	1	
43	68165-98J00	.MARK, LEVER (SUZUKI)	2	
44	68165-98J10	.EMBLEM (SUZUKI)	1	
45	67269-98J30	.BAND	1	
46	67288-98J10	.WASHER, SPRING	16	
47	67288-98J30	.WASHER	2	
48	67228-98J50	.WASHER, WAVE	2	
49	67211-98J30	.HOUSING (R)	1	
50	67222-98J20	.PANEL ASSY, BACK (R)	1	
51	67246-98J20	.SHAFT, DRIVE (R)	1	
52	67273-98J10	.PACKING (FRONT)	1	
53	67273-98J30	.PACKING (REAR)	1	
54	67277-98J00	.GROMMET	1	
55	67296-98JF0	.BOLT (5X14)	1	
56	67297-98J00	.NUT	1	
57	67237-98J50	.SPRING, DETENT	2	
58	36890-98J00	.CONDENSER, ADAPTER HARNESS	1	
59-1	36620-98J30	WIRE ASSY, REMOTE CONTROL	1	L:6500
59-2	36620-98J40	WIRE ASSY, REMOTE CONTROL	1	L:9500

FIG.67

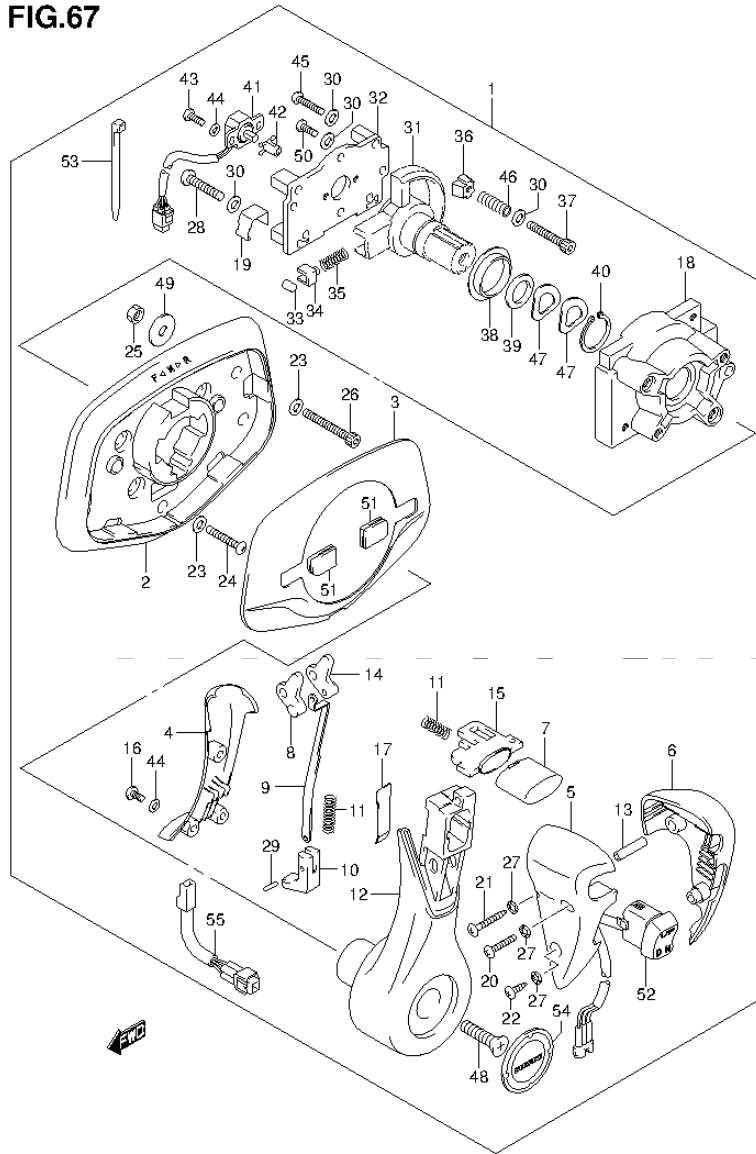


FIG.67 (1-1-2) OPT:FLUSH MOUNT REMOCON

REF NO.	PART NO.	DESCRIPTION	Q'TY	REMARKS
1	67200-98J22	REMOCON ASSY, FLUSH MOUNT	1	
2	67271-98J20	.COVER, BOTTON BASE	1	
3	67264-98J00	.COVER, TOP BASE	1	
4	67263-98J20	.COVER, LEVER	1	
5	67261-98J20	.GRIP, A	1	
6	67261-98J30	.GRIP, B	1	
7	67265-98J00	.BUTTON, NEUTRAL LOCK	1	
8	67255-98J00	.LINK, NEUTRAL LOCK NO.1	1	
9	67258-98J00	.PLATE, JOINT	1	
10	67256-98J00	.BLOCK, NEUTRAL LOCK	1	
11	67259-98J00	.SPRING	3	
12	67251-98J20	.LEVER, HANDLE	1	
13	67294-98J00	.SPACER	1	
14	67254-98J00	.LINK, NEUTRAL LOCK NO.2	1	
15	67233-98J00	.SLIDER, NEUTRAL BUTTON	1	
16	67296-98JA0	.SCREW (4X10)	3	
17	67234-98J00	.PLATE, LEVER	1	
18	67211-98J20	.HOUSING	1	
19	67269-98J20	.CLAMP, LEAD	1	
20	67296-98JB0	.SCREW (4X30)	1	
21	67227-98J20	.SCREW, TAPPING (4X35)	1	
22	67227-98J30	.SCREW, TAPPING (4X20)	1	
23	67288-98J50	.WASHER, PLANE	8	
24	67296-98JC0	.SCREW (6X40)	4	
25	67287-98J00	.NUT	4	
26	67226-98J10	.BOLT (6X50)	4	
27	67288-98J60	.WASHER, ININTERNAL TOOTH (M4)	3	
28	67296-98JD0	.SCREW (5X40)	1	
29	67238-98J00	.PIN	2	
30	67288-98J70	.WASHER, PLANE	5	
31	67246-98J00	.SHAFT, DRIVE REMOCON	1	
32	67222-98J00	.PANEL ASSY, BACK	1	
33	67236-98J00	.ROLLER, DETENT	1	
34	67235-98J00	.GUIDE, DETENT ROLLER	1	

FIG.67

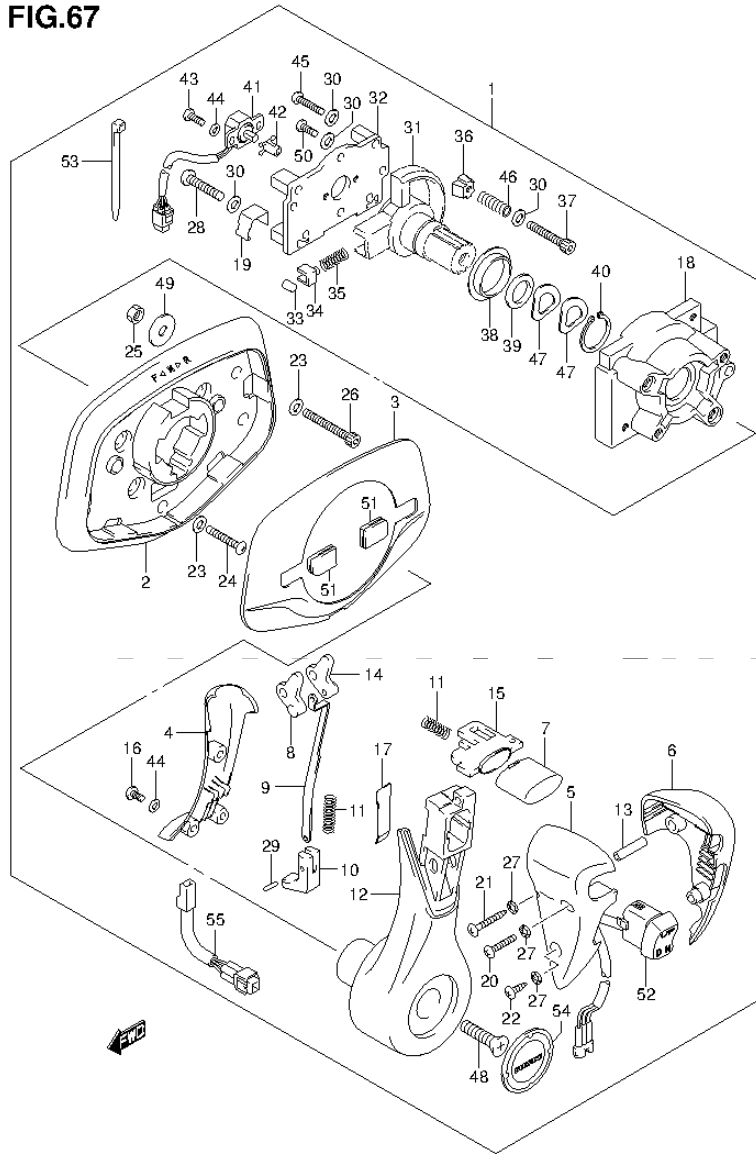


FIG.67 (1-1-3) OPT:FLUSH MOUNT REMOCON

REF NO.	PART NO.	DESCRIPTION	Q'TY	REMARKS
35	67237-98J00	.SPRING, DETENT	1	
36	67223-98J00	.PAD, BRAKE	1	
37	67296-98JE0	.SCREW, ADJUST (5X35)	1	
38	67252-98J00	.BUSH, DRIVE	1	
39	67288-98J20	.WASHER, PLANE	1	
40	67292-98J00	.C RING	1	
41	15980-98J00	.POTENTIOMETER	1	
42	67227-98J10	.LEVER, POTENTIOMETER NO.2	1	
43	67296-94300	.SCREW (4X10)	2	
44	67288-98J00	.WASHER, PLANE	5	
45	67296-98J10	.SCREW (5X35)	1	
46	67288-98J10	.WASHER, SPRING	8	
47	67228-98J50	.WASHER, WAVE	2	
48	67296-98J60	.SCREW (8X30)	1	
49	09160-06104	.WASHER (6.5X24X2)	4	
50	67296-98J50	.SCREW (5X18)	2	
51	67272-98J00	.GROMMET	2	
52	37850-98J02	.SWITCH ASSY, PTT	1	
53	67269-98J10	.BAND	1	
54	68165-98J00	.MARK, LEVER (SUZUKI)	1	
55	36890-98J00	.CONDENSER, ADAPTER HARNESS	1	

FIG.68

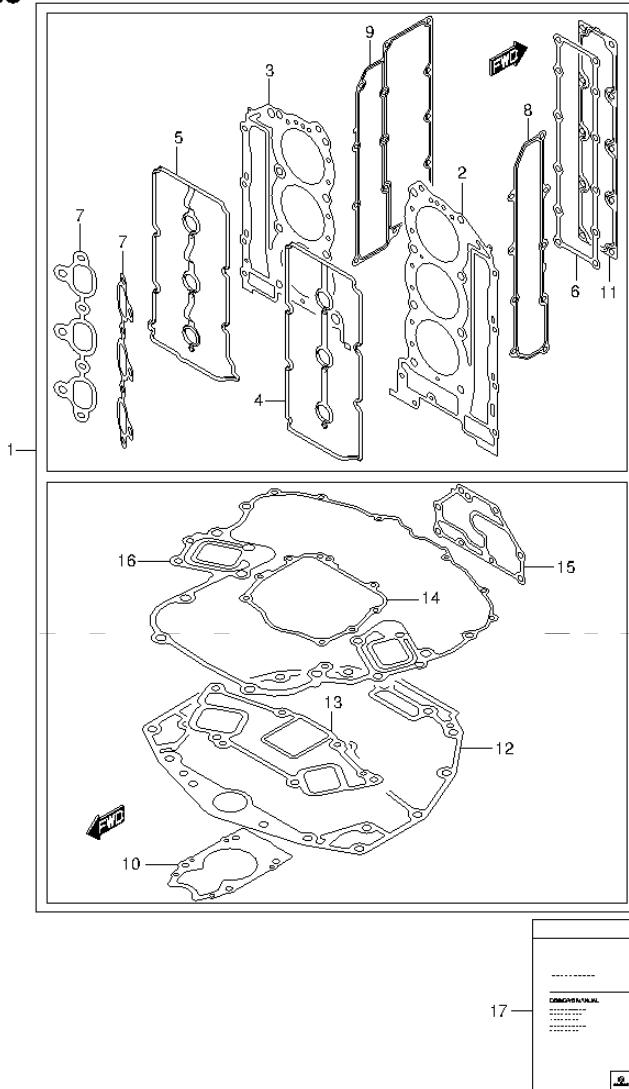


FIG.68 (1-1-4) OPT:GASKET SET (DF300A E1)

REF NO.	PART NO.	DESCRIPTION	Q'TY	REMARKS
1	11410-98830	GASKET SET	1	
2	11141-98J10	.GASKET, CYL HEAD STBD	1	
3	11142-98J10	.GASKET, CYL HEAD PORT	1	
4	11179-93J00	.GASKET, CYL HEAD COVER STBD	1	
5	11189-93J00	.GASKET, CYL HEAD COVER PORT	1	
6	11332-93J00	.GASKET, CRANKCASE WTR JKT COV	1	
7	13119-98J00	.GASKET, INTAKE MANIFOLD	2	
8	14151-93J00	.GASKET, EXH COVER STBD	1	
9	14152-93J00	.GASKET, EXH COVER PORT	1	
10	17472-98J00	.GASKET, PUMP CASE PANEL	1	
11	11272-93J00	.GASKET, CYL BLOCK PLATE	1	
12	11489-93J00	.GASKET, OIL PAN	1	
13	14212-93J00	.GASKET, EXHAUST TUBE	1	
14	51123-93J00	.GASKET, MOUNT OIL SEAL COVER	1	
15	51142-93J00	.GASKET, ENGINE HOLDER COVER	1	
16	51211-93J00	.GASKET, ENGINE HOLDER	1	
17-1	99011-98J20-059	MANUAL, OWNER'S (EN/FR/GE/IT/DU/SW)	1	
17-2	99011-98J20-054	MANUAL, OWNER'S (ENGLISH/VIETNAMESE)	1	

FIG.69

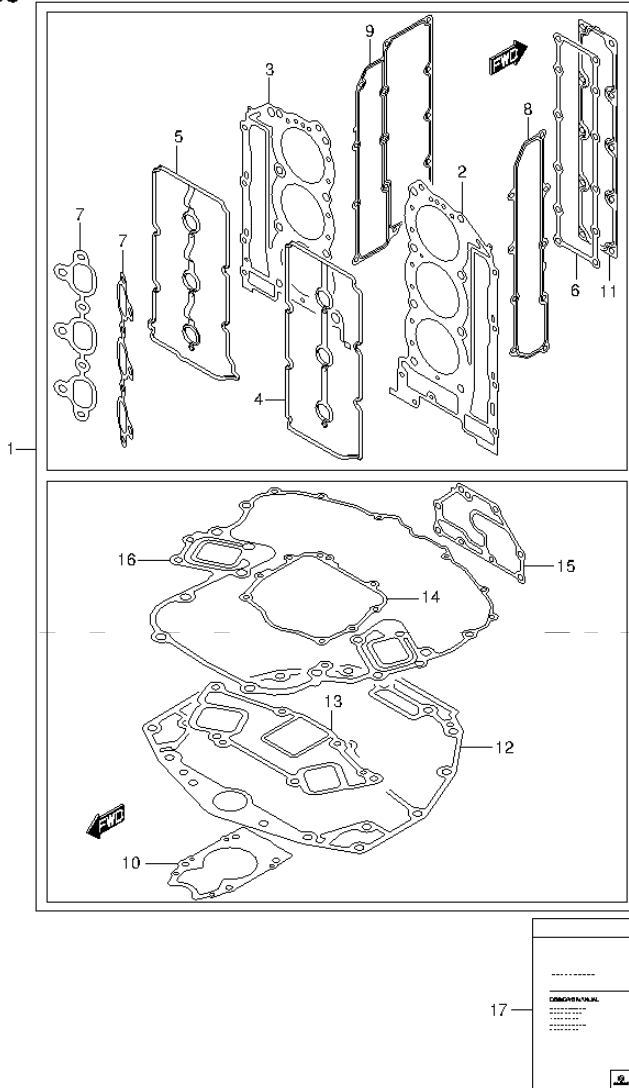


FIG.69 (1-1-5) OPT:GASKET SET (DF300A E40)

REF NO.	PART NO.	DESCRIPTION	Q'TY	REMARKS
1	11410-98830	GASKET SET	1	
2	11141-98J10	.GASKET, CYL HEAD STBD	1	
3	11142-98J10	.GASKET, CYL HEAD PORT	1	
4	11179-93J00	.GASKET, CYL HEAD COVER STBD	1	
5	11189-93J00	.GASKET, CYL HEAD COVER PORT	1	
6	11332-93J00	.GASKET, CRANKCASE WTR JKT COV	1	
7	13119-98J00	.GASKET, INTAKE MANIFOLD	2	
8	14151-93J00	.GASKET, EXH COVER STBD	1	
9	14152-93J00	.GASKET, EXH COVER PORT	1	
10	17472-98J00	.GASKET, PUMP CASE PANEL	1	
11	11272-93J00	.GASKET, CYL BLOCK PLATE	1	
12	11489-93J00	.GASKET, OIL PAN	1	
13	14212-93J00	.GASKET, EXHAUST TUBE	1	
14	51123-93J00	.GASKET, MOUNT OIL SEAL COVER	1	
15	51142-93J00	.GASKET, ENGINE HOLDER COVER	1	
16	51211-93J00	.GASKET, ENGINE HOLDER	1	
17	99011-98J20-059	MANUAL, OWNER'S (EN/FR/GE/IT/DU/SW)	1	

FIG.70

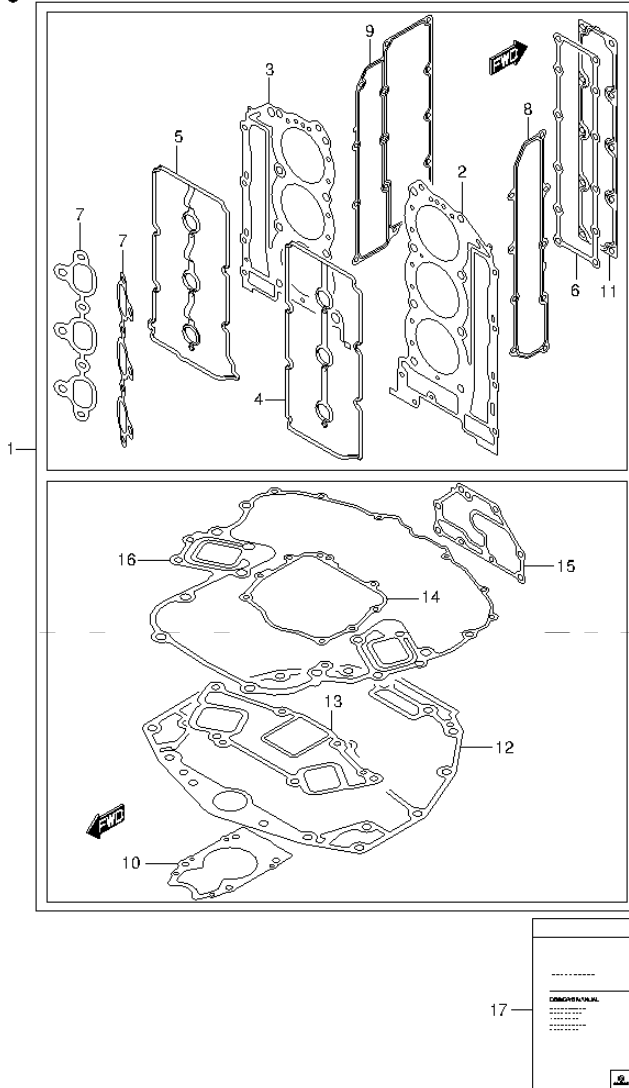


FIG.70 (1-1-6) OPT:GASKET SET (DF250A E1)

REF NO.	PART NO.	DESCRIPTION	Q'TY	REMARKS
1	11410-98830	GASKET SET	1	
2	11141-98J10	.GASKET, CYL HEAD STBD	1	
3	11142-98J10	.GASKET, CYL HEAD PORT	1	
4	11179-93J00	.GASKET, CYL HEAD COVER STBD	1	
5	11189-93J00	.GASKET, CYL HEAD COVER PORT	1	
6	11332-93J00	.GASKET, CRANKCASE WTR JKT COV	1	
7	13119-98J00	.GASKET, INTAKE MANIFOLD	2	
8	14151-93J00	.GASKET, EXH COVER STBD	1	
9	14152-93J00	.GASKET, EXH COVER PORT	1	
10	17472-98J00	.GASKET, PUMP CASE PANEL	1	
11	11272-93J00	.GASKET, CYL BLOCK PLATE	1	
12	11489-93J00	.GASKET, OIL PAN	1	
13	14212-93J00	.GASKET, EXHAUST TUBE	1	
14	51123-93J00	.GASKET, MOUNT OIL SEAL COVER	1	
15	51142-93J00	.GASKET, ENGINE HOLDER COVER	1	
16	51211-93J00	.GASKET, ENGINE HOLDER	1	
17-1	99011-98J20-059	MANUAL, OWNER'S (EN/FR/GE/IT/DU/SW)	1	
17-2	99011-98J20-054	MANUAL, OWNER'S (ENGLISH/VIETNAMESE)	1	

FIG.71

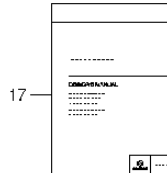
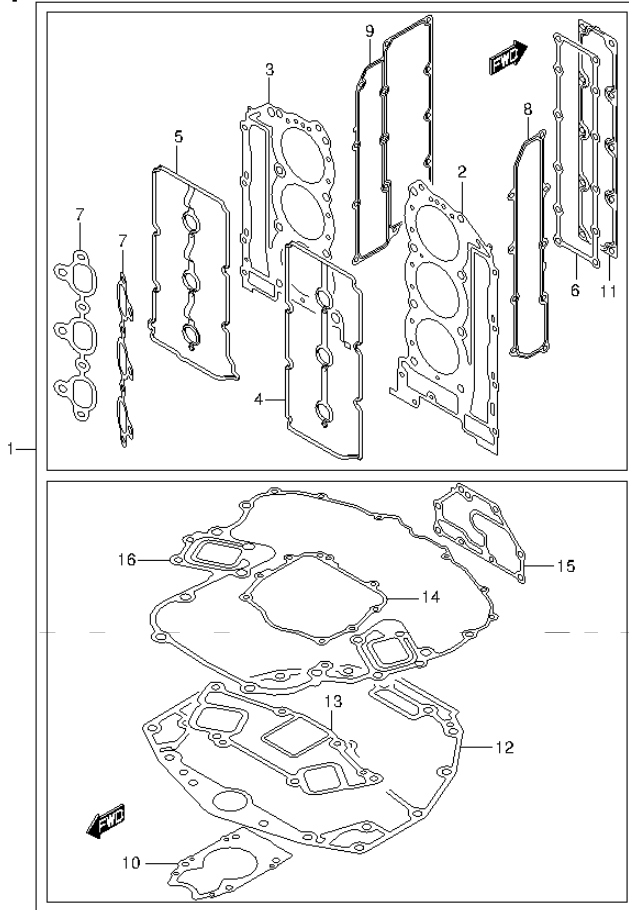


FIG.71 (1-1-7) OPT:GASKET SET (DF250A E40)

REF NO.	PART NO.	DESCRIPTION	Q'TY	REMARKS
1	11410-98830	GASKET SET	1	
2	11141-98J10	.GASKET, CYL HEAD STBD	1	
3	11142-98J10	.GASKET, CYL HEAD PORT	1	
4	11179-93J00	.GASKET, CYL HEAD COVER STBD	1	
5	11189-93J00	.GASKET, CYL HEAD COVER PORT	1	
6	11332-93J00	.GASKET, CRANKCASE WTR JKT COV	1	
7	13119-98J00	.GASKET, INTAKE MANIFOLD	2	
8	14151-93J00	.GASKET, EXH COVER STBD	1	
9	14152-93J00	.GASKET, EXH COVER PORT	1	
10	17472-98J00	.GASKET, PUMP CASE PANEL	1	
11	11272-93J00	.GASKET, CYL BLOCK PLATE	1	
12	11489-93J00	.GASKET, OIL PAN	1	
13	14212-93J00	.GASKET, EXHAUST TUBE	1	
14	51123-93J00	.GASKET, MOUNT OIL SEAL COVER	1	
15	51142-93J00	.GASKET, ENGINE HOLDER COVER	1	
16	51211-93J00	.GASKET, ENGINE HOLDER	1	
17	99011-98J20-059	MANUAL, OWNER'S (EN/FR/GE/IT/DU/SW)	1	

FIG.72

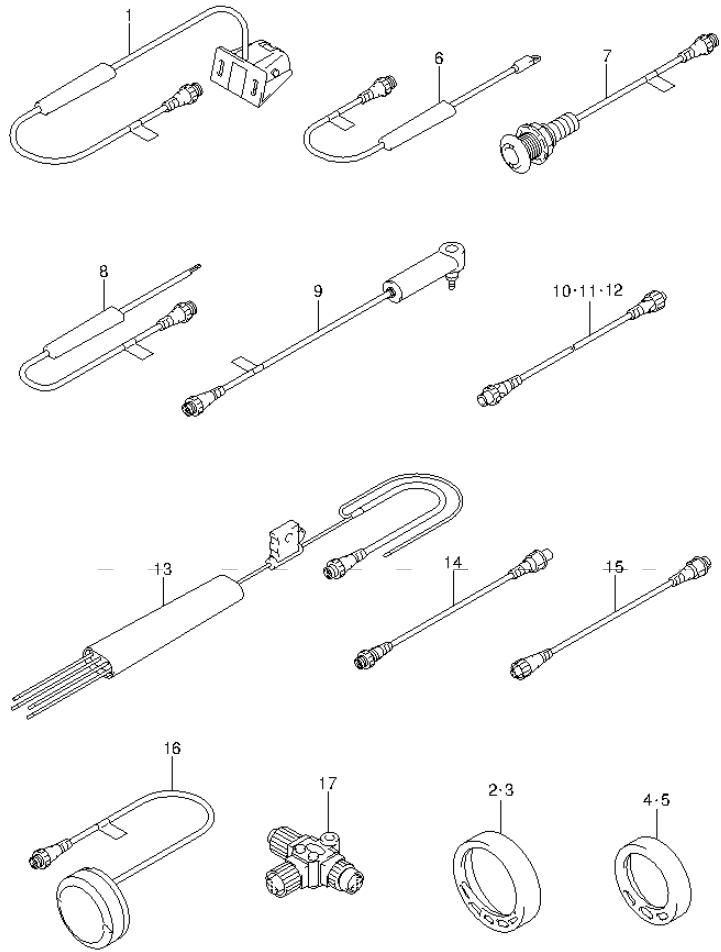


FIG.72 (1-I-8) OPT:LOWRANCE GAUGE

REF NO.	PART NO.	DESCRIPTION	Q'TY	REMARKS
1	34190-88L00	SENSOR ASSY,PAD WHEEL	1	
2	34193-88L00	BEZEL, 4 IN CHR	1	
3	34193-88L20	BEZEL, 4 IN WHITE	1	
4	34193-88L40	BEZEL, 2 IN CHR	1	
5	34193-88L60	BEZEL, 2 IN WHITE	1	
6	34455-88L00	SENSOR ASSY, WATER TEMP	1	
7	34455-88L10	SENSOR ASSY, WATER TEMP	1	
8	34810-88L00	SENSOR ASSY, FLUID LEVEL	1	
9	34960-88L00	SENSOR ASSY, WATER PRESSURE	1	
10	36662-88L10	WIRE, 2 EXTENSION	1	
11	36662-88L20	WIRE, 6 EXTENSION	1	
12	36662-88L30	WIRE, 15 EXTENSION	1	
13	36663-88L10	HARNESS ASSY, NETWORK POWER	1	
14	36666-88L00	WIRE, ADAPTER TO N NETWORK	1	
15	36666-88L10	WIRE, ADAPTER TO L NETWORK	1	
16	39950-88L00	MODULE ASSY, GPS RECEIVER	1	
17	36664-88L00	CONNECTOR, BRANCH	1	

PART NO.	FIG.NO.-REF.NO.	PART NO.	FIG.NO.-REF.NO.	PART NO.	FIG.NO.-REF.NO.	
10000		11198-58B00	28-2		5-10	
		11217-85FA0	2-8		6-10	
		11218-98J01	37-20	11541-93J00-OEP	30-9	
		11219-98J00	37-21	11591-93J10	30-8	
		11261-93J00	1-13	12100-98810-025	7-6-2	
	11101-98J03	1-1	14-5	12100-98810-0A0	7-6-1	
	11103-98J03	1-5	11261-93J00-OEP	30-1	12100-98J00-050	7-14
	11112-93J00	2-4	11270-93J00	27-3	12111-98J00-0B0	7-1
	11115-93J10-001	1-36	11272-93J00	27-4	12140-98J00	7-2
	11116-93J01	1-9		68-11	12140-98J00-050	7-15
11117-93J10	2-5		69-11	12151-02F00	7-3	
11117-98J10	2-6		70-11	12160-98J00	7-5	
11119-93J00	2-7		71-11	12220-98J00	7-7	
11128-90J00	1-2	11291-93J00	1-34	12242-98J00	7-10	
	1-6	11291-98J00	1-37	12300-98810-0AA	7-8-6	
11141-98J10	1-10	11293-98J00	2-1	12300-98810-0BA	7-8-7	
	68-2	11301-98J30	2-3	12300-98810-0CA	7-8-8	
	69-2	11330-93J01	2-22	12300-98810-0DA	7-8-9	
	70-2	11332-93J00	2-23	12300-98810-0EA	7-8-10	
	71-2		68-6	12300-98821	7-9-1	
11142-98J10	1-11		69-6	12300-98821-012	7-9-2	
	68-3		70-6	12340-98J00-0A0	7-8-1	
	69-3		71-6	12340-98J00-0B0	7-8-2	
	70-3	11382-93J00	1-31	12340-98J00-0C0	7-8-3	
	71-3	11390-98J00	2-19	12340-98J00-0D0	7-8-4	
11170-93J01	1-21	11410-98830	68-1	12340-98J00-0E0	7-8-5	
11173-93J00	1-23		69-1	12632-93J11	29-1	
11174-98J00	3-2		70-1	12701-98J10	9-1	
	4-2		71-1		10-1	
	5-2	11435-93J00	30-14		11-1	
	6-2	11489-93J00	30-6		12-1	
11176-98J00	3-3		68-12	12705-98J10	9-2	
	4-3		69-12		10-2	
	5-3		70-12		11-2	
	6-3		71-12		12-2	
11179-93J00	1-25	11501-93J02-OEP	30-7	12721-98J10	9-3	
	68-4	11510-98J02	3-1		10-3	
	69-4		4-1		11-3	
	70-4		5-1		12-3	
	71-4		6-1	12729-98J20	9-4	
11180-98J01	1-22	11514-98J00	3-4		10-4	
11183-93J00	1-24		4-4		11-4	
11189-93J00	1-26		5-4		12-4	
	68-5		6-4	12730-98J00	8-1	
	69-5	11515-93J00	3-11	12734-93J00	8-5	
	70-5		4-11	12740-93J00	9-5	
	71-5		5-11		10-5	
11193-98J00	28-1		6-11		11-5	
11196-93J00	27-1	11517-98J00	3-10		12-5	
11197-93J00	27-2		4-10	12748-93J00	9-6	

PART NO.	FIG.NO.-REF.NO.	PART NO.	FIG.NO.-REF.NO.	PART NO.	FIG.NO.-REF.NO.
					10-6
					11-15-6
					12-15-6
		12892-93J00-233			9-15-7
					10-15-7
12749-93J00					10-15-7
					11-15-7
					12-15-7
					9-15-8
		12892-93J00-235			10-15-8
12753-93J00					11-15-8
					12-15-8
					9-15-9
		12892-93J00-238			10-15-9
12761-93J00					11-15-9
12762-93J00					12-15-9
12770-93J00					9-15-10
12771-93J00		12892-93J00-240			10-15-10
12772-93J00					11-15-10
12775-93J00					12-15-10
12778-93J00					9-15-11
12810-93J00		12892-93J00-243			10-15-11
12812-90J00					11-15-11
12813-73G00					12-15-11
12831-93J01					10-15-12
12832-93J00		12892-93J00-245			11-15-12
12833-93J00					12-15-12
12891-93J00					11-15-12
					12-15-12
					9-15-13
		12892-93J00-248			10-15-13
					11-15-13
12892-93J00-218					12-15-13
					9-15-14
		12892-93J00-250			10-15-14
					11-15-14
12892-93J00-220					12-15-14
					9-15-15
		12892-93J00-253			10-15-15
					11-15-15
					12-15-15
12892-93J00-223					9-15-16
					10-15-16
		12892-93J00-255			11-15-16
					12-15-16
12892-93J00-225					9-15-17
					10-15-17
		12892-93J00-258			11-15-17
					12-15-17
12892-93J00-228					9-15-18
					10-15-18
					11-15-18
		12892-93J00-260			12-15-18
					9-15-19
					10-15-19
					11-15-19
					12-15-19
					9-15-20
		12892-93J00-265			10-15-20
					11-15-20
					12-15-20
					9-15-21
		12892-93J00-268			10-15-21
					11-15-21
					12-15-21
					9-15-22
		12892-93J00-270			10-15-22
					11-15-22
					12-15-22
					9-15-23
		12892-93J00-273			10-15-23
					11-15-23
					12-15-23
					9-15-24
		12892-93J00-275			10-15-24
					11-15-24
					12-15-24
					9-15-25
		12892-93J00-278			10-15-25
					11-15-25
					12-15-25
					9-15-26
		12892-93J00-280			10-15-26
					11-15-26
					12-15-26
					9-15-27
		12892-93J00-283			10-15-27
					11-15-27
					12-15-27
					9-15-28
		12892-93J00-285			10-15-28
					11-15-28
					12-15-28
					9-15-29
		12892-93J00-288			10-15-29
					11-15-29
					12-15-29
					9-15-30
		12892-93J00-290			10-15-30
					11-15-30
					12-15-30
					9-15-31
		12892-93J00-293			10-15-31

PART NO.	FIG.NO.-REF.NO.	PART NO.	FIG.NO.-REF.NO.	PART NO.	FIG.NO.-REF.NO.
12892-93J00-295	11-15-31	13180-98J00	28-8	14154-93J01	30-10
	12-15-31	13310-98J00	28-17	14211-98J00	30-11
	9-15-32	13315-98J00	28-19	14212-93J00	30-12
	10-15-32	13343-98J10	28-18		68-13
	11-15-32	13370-93J00	15-21		69-13
12892-93J00-298	12-15-32		16-21		70-13
	9-15-33		17-21		71-13
	10-15-33		18-21	15100-94900	15-1
	11-15-33	13421-98J00	28-20		16-1
	12-15-33	13575-40F00	39-2		17-1
12892-93J00-300	9-15-34		40-2		18-1
	10-15-34		41-2	15200-98J00	15-24
	11-15-34		42-2		17-24
	12-15-34	13580-98J02	39-1	15200-98J10	16-24
					18-24
12911-98J00	9-16		40-1		18-24
12915-93J10	10-16		41-1	15410-93J10	15-2
	11-16		42-1		16-2
	12-16	13614-93J00	16-29		17-2
	9-17		18-29		18-2
	11-17	13650-52G00	37-1	15411-93J10	15-3
12915-93J50	10-17	13655-87J00	37-2		16-3
	12-17	13710-98J00	3-5		17-3
12921-93J10	9-18		4-5		18-3
	10-18		5-5	15412-93J10	15-5
	11-18		6-5		16-5
	12-18	13811-98J00	3-6		17-5
	9-19		4-6		18-5
12932-24400	10-19		5-6	15413-93J10	15-6
	11-19		6-6		16-6
	12-19	13813-98J00	28-21		17-6
	9-20	13841-98J10	3-12		18-6
	10-20		4-12	15415-93J10	15-4
12933-69G10	11-20		5-12		16-4
	12-20		6-12		17-4
	9-21	13851-98J10	3-13		18-4
	10-21		4-13	15440-93J00	15-11
	11-21		5-13		17-11
13100-98J01	12-21		6-13	15440-93J10	16-11
	28-3	14140-98J01	14-2		18-11
13110-98J10	13-1	14141-93J01	14-1	15600-98J00	15-20
13119-98J00	13-2	14151-93J00	14-3		17-20
	68-7		68-8	15600-98J10	16-20
	69-7		69-8		18-20
	70-7		70-8	15626-93J00	15-22
	71-7		71-8		17-22
13134-98J00	28-15	14152-93J00	14-4	15626-93J10	16-22
13137-98J00	28-4		68-9		18-22
13139-98J00	28-16		69-9	15627-93J00	15-33
13140-98J01	28-5		70-9		16-33
13147-98J00	28-7		71-9		17-33

PART NO.	FIG.NO.-REF.NO.	PART NO.	FIG.NO.-REF.NO.	PART NO.	FIG.NO.-REF.NO.
15628-99E00	18-33		18-7		16-55
	15-32	15645-93J00	15-52		17-55
	16-32		17-52		18-55
	17-32	15645-93J10	16-52	15684-98J00	19-22
	18-32		18-52		20-22
15629-99E10	15-54	15646-93J00	15-9		21-22
	16-54		16-9		22-22
	17-54		17-9	15685-93J00	15-40
	18-54		18-9		16-40
	16-30	15647-93J00	15-25		17-40
15632-93J20	18-30		17-25		18-40
	15-44	15647-93J10	16-25	15686-93J00	15-39
	16-44		18-25		16-39
	17-44	15650-93J00	15-23		17-39
	18-44		16-23		18-39
15633-93J20	15-8		17-23	15710-96J00	19-2
	16-8		18-23		20-2
	17-8	15654-99E00	15-28		21-2
	18-8		16-28		22-2
	15-49		17-28	15717-16G00	19-3
15634-93J20	16-49		18-28		20-3
	17-49	15671-93J00	15-64		21-3
	18-49		16-64		22-3
	15-43		17-64	15735-58B00	19-4
	16-43		18-64		20-4
15635-93J20	17-43	15672-93J00	15-41		21-4
	18-43		16-41		22-4
	15-38		17-41	15751-93J00	19-5
	16-38		18-41		20-5
	17-38	15673-98J00	15-45		21-5
15637-93J20	18-38		16-45		22-5
	15-53		17-45	15756-93J01	19-6
	16-53		18-45		20-6
	17-53	15674-93J00	15-51		21-6
	18-53		16-51		22-6
15641-90J00	15-26		17-51	15760-93J00	15-31
	17-26		18-51		16-31
	16-26	15675-93J00	15-35		17-31
	18-26		16-35		18-31
	15-27		17-35	15762-90J00	16-17
15642-90J00	16-27		18-35		18-17
	17-27	15680-93J21	19-19	15762-93J00	19-7
	18-27		20-19		21-7
	15-47		21-19	15762-93J10	20-7
	16-47		22-19		22-7
15644-93J00	17-47	15681-93J01	19-1	15770-93J00	15-16
	18-47		20-1		16-16
	15-7		21-1		17-16
	16-7		22-1		18-16
	17-7	15683-87J00	15-55	15773-90J00	15-13

PART NO.	FIG.NO.-REF.NO.	PART NO.	FIG.NO.-REF.NO.	PART NO.	FIG.NO.-REF.NO.	
15830-77EA0	16-13	17413-93J02	26-1	17561-93J13	24-8-1	
	17-13		23-2		25-8-1	
	18-13		25-2		26-8-1	
	19-8		24-2		23-8-2	
	21-8		26-2		24-8-2	
15830-90J00	16-19	17416-93J00	23-3	17562-93J00	25-8-2	
15830-93J00	18-19	23-21	26-8-2			
	15-14	24-3	23-9			
	16-14	24-21	24-9			
	17-14	25-3	25-9			
15831-93J00	18-14	17461-93J00	25-21	17563-93J00	26-9	
	19-9		26-3		23-10	
	20-9		26-21		24-10	
	21-9		23-4		25-10	
	22-9		23-22		26-10	
15832-93J00	20-8	17564-93J00	24-4	17564-93J00	23-11	
15980-98J00	22-8		24-22		24-11	
	65-23		25-4		25-11	
	66-24		25-22		26-11	
	67-41		26-4		27-5	
16113-93J10	29-2	17471-98J01	26-22	17582-93J00	27-6	
16400-93J02	29-3		23-5	17611-90J00-0EP	27-7	
16430-93J00	2-25		23-23	17612-93J00	23-12	
16431-93J00	2-26		24-23	24-12		
16433-93J00	2-27		25-5	25-12		
16510-96J00	2-30	17471-98J11	25-23	17631-93L00	26-12	
16519-93J00	47-2		26-23		23-13	
16520-93J00	29-4		24-5		24-13	
16550-93J00	9-11		26-5		25-13	
16555-93J00	10-11		17472-98J00		23-6	17632-93L00
	11-11	23-24	23-14			
	12-11	24-6	24-14			
	9-12	24-24	25-14			
	10-12	25-6	26-14			
16700-93J00	11-12	17473-98J00	25-24	17637-93L00	32-16	
	12-12		26-6	17638-93L00	32-17	
	16760-93J00		2-14	26-24	17660-99E01	27-8
	16781-93J00		29-5	68-10	17670-90J10	27-9-2
	16782-93J00		29-6	69-10	17670-90J20	27-9-1
16783-93J01	29-7	17914-93J00	70-10	17681-93J00	27-10	
16910-93J00	29-8		71-10	17711-90J00	27-11	
16930-93J00	30-25		23-7	17712-93J00	27-12	
17400-98J01	30-26		23-25	17713-98J00	27-36	
23-20	24-7		47-3	17913-93J00	47-3	
17410-93J01	24-20	17561-93J03	24-25	17914-93J00	50-23	
	25-20		25-7		51-23	
	26-20		25-25		52-23	
	23-1		26-7		53-23	
	24-1		26-25		47-4	
25-1	23-8-1	23-8-1	50-24			

PART NO.	FIG.NO.-REF.NO.	PART NO.	FIG.NO.-REF.NO.	PART NO.	FIG.NO.-REF.NO.						
17915-98J01	51-24	25112-93L10	32-1-2	31133-94900	46-5						
	52-24		32-11		31135-90J00	34-3					
	53-24		32-2		31135-94900	46-6					
	27-38		32-5		31136-90J10	46-7					
	51-48		32-12		31151-94J00	34-4					
17917-87L00	51-48	25215-93L00	32-6	31152-90J00	34-5						
18117-52G10	53-48		25222-90J00		31-9	31153-90J00	34-6				
	62-7		25223-94400		32-3	31170-90J00	34-19				
	15-68		25232-90J00		32-8	31171-96J00	34-7				
	16-68		25321-93L00		49-39	31173-90J01	34-8				
	17-68	29103-93J00	30-23	31173-94910	46-8						
18118-93J00	18-68	29103-93J20	37-3	31191-96J00	34-9						
	28-23		48-25		31220-94J00	34-10					
	18213-98J00		15-69		50-35	31281-92J10	46-11				
	18417-93J00		16-69		51-35	31310-90J00	34-11				
	17-69		17-69		52-35	31311-93J00	46-9				
18498-87JCO	18-69	29103-93J30	53-35	31320-93J00	34-12						
	15-58		30-3		31341-93J00	34-13					
	15-59		50-36		31343-90J00	34-14					
	16-58		51-36		31344-90J00	34-15					
	16-59		52-36		31360-93J01	34-16					
18498-93J00	17-58	29116-93J00	53-36	31912-98J00	34-20						
	17-59		23-15		31913-93J00	34-17					
	18-58		24-15		31914-93J00	34-18					
	18-59		25-15		31918-90J10	34-21					
	19-10		26-15		32102-98J01	35-1					
18590-68H00	20-10	29125-93J00	30-13	32120-93J00	35-4						
	21-10		32-9		32131-93J00	35-5					
	22-10		39-16		32160-88L00	35-7					
	28-9		40-16		32800-98J01	36-1					
	31-29		41-16		32805-93J00	36-2					
20000	31-1	29141-93J20	42-16	32890-98J01	36-3						
			45-25		33220-69J00	35-9					
			49-10		33221-42F00	35-10					
			30-24		33410-93J00	36-11					
			37-10		33799-97E00	46-10					
21110-98J00	31-2	29404-93J10	48-24	33810-93J01	38-1						
			49-36		33830-98J10	63-2					
			21131-93J00		31-3	33911-88BLO	33920-98JA1	33925-98J00	39-21		
									31-5	33920-98JB0	41-21
									31-6	33925-93J00	42-21
31-24	33925-98J00	39-22									
31-24	31100-96J01	34-1		40-22							
22511-99011	44-1	30000	46-2	31111-94900	41-22						
23111-93J00	31-7		46-3		31123-94910	42-22					
23115-98J00	31-8		34-2			31131-90J01	63-6				
25112-93L00	32-1-1		46-4				31133-90J00	39-22			
								34-2	33926-98J00	63-7	
			46-4	34011-88L02				62-8			

PART NO.	FIG.NO.-REF.NO.	PART NO.	FIG.NO.-REF.NO.	PART NO.	FIG.NO.-REF.NO.
34011-88L12	62-14	36661-98J10	63-25	37141-99E30	64-3-6
34120-98J01	62-1	36661-98J20	63-26	37141-99E40	64-3-7
34190-88L00	72-1	36661-98J30	63-27	37141-99E50	64-3-8
34190-95500	62-2	36662-88L00	62-17	37141-99E60	64-3-9
34193-88L00	72-2	36662-88L10	72-10	37141-99E70	64-3-10
34193-88L20	72-3	36662-88L20	72-11	37141-99E80	64-3-11
34193-88L40	72-4	36662-88L30	72-12	37141-99E90	64-3-12
34193-88L60	72-5	36663-88L00	62-11	37141-99EA0	64-3-1
34200-87L10	62-22		62-18	37141-99EB0	64-3-2
34200-88L02	62-9	36663-88L10	72-13	37143-99E00	64-4
34455-88L00	72-6	36663-98J00	62-27	37721-93J00	39-7
34455-88L10	72-7	36663-98J10	62-28		40-7
34800-88L01	62-15	36664-88L00	72-17		41-7
34810-88L00	72-8	36665-88L00	62-12		42-7
34830-87J20	37-4		62-19	37722-93J11	39-14
	37-5	36665-88L10	62-13		40-14
34830-98J00	37-22		62-20		41-14
34840-98J03	37-6	36666-87L00	62-26		42-14
34841-88L00	37-12	36666-88L00	72-14	37725-93J11	39-10
34845-88L00	37-13	36666-88L10	72-15		40-10
34922-88L01	62-10	36668-88L00	62-21		41-10
	62-16	36721-96J00	38-6		42-10
34960-88L00	72-9	36737-96J00	38-7	37729-98J00	39-3
36610-98J40	38-3	36738-98J00	38-8		40-3
36612-98J00	63-24	36770-98J10	63-10		41-3
36612-98J10	38-16	36775-98J00	63-11		42-3
36615-96300	62-24	36776-98J00	63-12	37803-93J03	64-15
	63-9	36890-98J00	65-54	37820-93J03	64-6
	63-16		66-58	37820-98J00	37-7
	63-19		67-55	37823-92E01	64-7
	63-21	36894-87D00	43-24	37825-99E00	64-16
36617-93J00	38-19		44-2	37826-92E00	64-8
36617-93J10	27-41		45-31	37850-98J02	65-25
	38-20		48-11		66-26
36617-98J00	38-21	36895-87D01	45-32		67-52
36620-98J30	65-55-1		45-33	37850-99E04	39-11
	66-59-1	36990-87D00	63-28		40-11
36620-98J40	65-55-2	37100-98J03	64-1		41-11
	66-59-2	37100-98J11	64-11		42-11
36620-98J50	63-1	37100-98J21	64-17	37860-87L00	64-21
36621-98J00	63-17	37100-98J31	64-19	37862-87L00	64-22
36621-98J10	63-22	37110-98J00	64-2	38100-93J03	46-1
36622-98J00	63-13	37112-98J00	64-12	38410-93J12	39-17
36623-98J20	63-8	37112-98J10	64-18		40-17
36623-98J30	63-18		64-20		41-17
36624-98J02	63-15	37114-98J00	64-10		42-17
36624-98J11	63-20	37139-98J00	64-5	38415-93J00	39-18
36625-98J10	38-30	37141-99E00	64-3-3		40-18
36645-93J00	34-22	37141-99E10	64-3-4		41-18
36661-87L10	62-23	37141-99E20	64-3-5		42-18

PART NO.	FIG.NO.-REF.NO.	PART NO.	FIG.NO.-REF.NO.	PART NO.	FIG.NO.-REF.NO.
38500-93J90	64-13	43211-93J00	44-5	51140-98J00-0EP	47-15
38860-76F01	38-10	43711-97E00	44-6	51142-93J00	47-16
	38-11	43750-93J02-0EP	44-7		68-15
	39-28	45421-87D02	43-17		69-15
	39-29	48121-93J13	45-17		70-15
	40-28	48125-93J00	45-18		71-15
	40-29	48126-93J00	45-19	51151-93J00	47-18
	41-28	48128-93J11	45-22	51152-93J00	47-19
	41-29	48140-93J01	43-19	51211-93J00	47-6
	42-28	48144-93J00	43-20		68-16
	42-29	48145-93J00	43-23		69-16
38890-98J00	39-23	48311-96J10	45-23		70-16
	40-23	48320-93J00	45-20		71-16
	41-23	48321-93J00	45-24	52111-98J00-0EP	48-1
	42-23	48400-98J02	45-8	52131-93J00-0EP	48-7
38892-98J00	39-24	48405-93J00	45-9	54121-98J00	47-30
	40-24	48500-98J03	45-1	54123-93J02	47-22
	41-24	48571-93J00	45-30	54130-93J01	47-23
	42-24	48572-87J10	45-12	54137-93J02	47-27
38895-98J00	39-25	48573-93J00	45-21	54140-98J00	47-31
	40-25	48582-95E01	45-2	54150-98J00	48-13
	41-25	48583-95E00	45-16	54160-98J00	48-14
	42-25	48585-95E00	45-13	54165-98J00	48-22
38915-90J00	39-30		46-12	54211-93J00	48-19
	40-30	48605-93J00	45-3	54221-93J00	48-20
	41-30	48610-93J01	45-4	55110-93L00-0EP	49-1
	42-30	48627-93J00	45-11	55118-93L00	49-2
39950-87L00	62-25	48630-98J01	45-5	55122-93L00	32-14
39950-88L00	72-16	48633-93J00	45-6	55125-93L00	49-13
		48650-93J00	45-10	55127-87D00	49-21
		48691-93J00	45-7		62-4
		48862-87J20	45-14	55128-93J10	49-15
		48864-93J01	45-15	55128-93L00	49-35
				55320-94900	43-15
				55321-87J00	1-15
					14-6
					30-2-1
					32-18
					30-2-2
					48-26-1
					48-26-2
					49-17
					43-22
					49-19
					49-20
					33-25
					33-38
					33-26
					33-39
					33-40

PART NO.	FIG.NO.-REF.NO.	PART NO.	FIG.NO.-REF.NO.	PART NO.	FIG.NO.-REF.NO.
56128-93L00	33-41	58300-93J30	49-26-12		56-2
56129-93L00	33-42	58300-93J40	49-26-13		57-2
56130-93J01	33-31	58300-93JA0	49-26-21	61432-98J01	54-3
56141-93L00	32-15	58300-93JB0	49-26-22		55-3
57110-93L10	33-1-1	58300-93JC0	49-26-23		56-3
57110-93L20	33-1-2	58300-93JD0	49-26-24		57-3
57130-87D10	48-4			61433-98J01	54-4
57133-93L00	33-2				55-4
57134-93J00	33-3				56-4
57300-93L01	33-6				57-4
57610-93L00	33-17			61434-98J02	54-5
57617-93L00	33-22				55-5
57621-93L00	33-18				56-5
57622-93L00	33-34				57-5
57630-92E00	49-38			61435-93J52	56-32
57631-93L00	33-20	61112-98J00	50-25		57-32
57632-93L00	49-30		51-25	61435-98J12	54-32
57633-87D30	49-31		52-25		55-32
58105-93J00	49-29		53-25	61436-98J00	28-6
58105-93J10	49-27	61124-98J00	50-43	61439-98J00	54-6
58200-93L00	49-26-1		51-43		55-6
58200-93L10	49-26-2		52-43		56-6
58200-93L20	49-26-3		53-43		57-6
58200-93L30	49-26-4	61131-93J01-0EP	50-1	61439-98J10	54-7
58200-93L40	49-26-5		51-1		55-7
58200-93L50	49-26-6		52-1		56-7
58200-93L60	49-26-7		53-1		57-7
58200-93L70	49-26-8	61134-93J20	50-8	61439-98J21	54-8
58200-93LA0	49-26-14		51-8		55-8
58200-93LB0	49-26-15		52-8		56-8
58200-93LC0	49-26-16		53-8		57-8
58200-93LD0	49-26-17	61137-93J00	50-3	61443-93J32	54-28
58200-93LE0	49-26-18		51-3		55-28
58200-93LF0	49-26-19		52-3		56-28
58200-93LG0	49-26-20		53-3		57-28
58200-96J00	49-28-1	61141-93J01-0EP	50-2	61446-93J32	54-30
58200-96J10	49-28-2		51-2		55-30
58200-96J20	49-28-3		52-2		56-30
58200-96J30	49-28-4		53-2		57-30
58200-96J40	49-28-5	61155-93J20	47-7	61453-93J32	54-29
58200-96J50	49-28-6	61400-98Y60-0EP	54-1		55-29
58200-96JA0	49-28-7		55-1		56-29
58200-96JB0	49-28-8		56-1		57-29
58200-96JC0	49-28-9		57-1	61458-99E70	54-33
58200-96JD0	49-28-10	61422-93J72	56-31		55-33
58200-96JE0	49-28-11		57-31		56-33
58200-96JF0	49-28-12	61422-98J12	54-31		57-33
58300-93J00	49-26-9		55-31	61471-98J00	54-34
58300-93J10	49-26-10	61431-98J10-0EP	54-2		55-34
58300-93J20	49-26-11		55-2		56-34

PART NO.	FIG.NO.-REF.NO.	PART NO.	FIG.NO.-REF.NO.	PART NO.	FIG.NO.-REF.NO.
					57-34
61472-93E32	4-18				55-23
	6-18			61821-98J10-0EP	50-7
61472-93E40	3-18	61630-98J00			51-7
	5-18				52-7
	54-35				53-7
61473-98J00	55-35				51-26
	56-35	61633-98J10-0EP			52-26
	57-35			61827-93J02	50-12
	54-9				51-12
61476-98J00	55-9				52-12
	56-9	61634-98J10-0EP			53-12
	57-9			61831-98J02-0EP	50-18
	3-20				51-18
61493-93J00	4-20				52-18
	5-20	61635-98J00			53-18
	6-20			61832-98J00	50-15
61494-96J00	3-21				51-15
	4-21				52-15
	5-21	61636-98J00			53-15
	6-21				50-27
61610-98J00	54-16			63632-98J20	51-27
	55-16				51-27
	56-16	61643-98J00			52-27
	57-16				53-27
61610-98J30	54-17				50-28
	55-17				51-28
	56-17	61645-98J00-0EP			52-28
	57-17				53-28
61610-98J40	54-18				54-28
	55-18				55-28
	56-18	61658-98J00			56-28
	57-18				57-28
61614-98J00	54-20				54-30
	55-20				55-30
	56-20	61811-98J20-0EP			56-30
	57-20				57-30
61619-98J00	54-24				54-24
	55-24				55-24
	56-24	61812-98J00			56-24
	57-24				57-24
61621-98J01	54-21				50-41
	55-21				51-41
	56-21	61814-98J00			52-41
	57-21				53-41
	54-22				50-6
61624-98J10	55-22				51-6
	56-22				52-6
	57-22				53-6
61625-98J10	54-23				50-16
					51-16
					52-16
					53-16
		61817-93J00			50-17
					51-17
					52-17
					53-17
					50-10
					51-10
					52-10
					55-10
					56-10
					57-10
					58-10
					59-10
					60-10
					61-10
					62-10
					63-10
					64-10
					65-10
					66-10
					67-10
					68-10
					69-10
					70-10
					71-10
					72-10
					73-10
					74-10
					75-10
					76-10
					77-10
					78-10
					79-10
					80-10
					81-10
					82-10
					83-10
					84-10
					85-10
					86-10
					87-10
					88-10
					89-10
					90-10
					91-10
					92-10
					93-10
					94-10
					95-10
					96-10
					97-10
					98-10
					99-10
					100-10

PART NO.	FIG.NO.-REF.NO.	PART NO.	FIG.NO.-REF.NO.	PART NO.	FIG.NO.-REF.NO.
67227-98J00	66-41	67265-98J00	67-7	67294-98J00	67-13
67227-98J10	65-24	67269-98J00	65-26	67296-94300	65-33
	66-25		66-27		66-33
	67-42	67269-98J10	67-53		67-43
67227-98J20	67-21	67269-98J20	67-19	67296-98J00	65-39
67227-98J30	67-22	67269-98J30	65-45		66-32
67228-98J50	65-48		66-45	67296-98J10	65-41
	66-48	67271-98J20	67-2		67-45
	67-47	67271-98J30	65-8	67296-98J20	65-35
67233-98J00	67-15	67271-98J40	66-9	67296-98J30	66-30
67233-98J10	65-13	67272-98J00	67-51	67296-98J50	65-17
	66-14	67272-98J10	65-19		66-18
67234-98J00	67-17		66-20		67-50
67235-98J00	67-34	67273-98J00	65-27	67296-98J60	65-28
67235-98J10	65-11	67273-98J10	65-49		66-29
	66-12		66-52		67-48
67236-98J00	65-10	67273-98J20	66-28	67296-98J80	65-32
	67-33	67273-98J30	65-50		66-31
67236-98J10	66-11		66-53	67296-98J90	65-31
67237-98J00	67-35	67274-98J00	65-29		66-40
67237-98J30	65-12	67277-98J00	65-51	67296-98JA0	65-18
67237-98J40	66-13		66-54		66-19
67237-98J50	66-57	67284-98J00	65-42		67-16
67238-98J00	67-29		66-42	67296-98JB0	67-20
67239-98J00	65-15	67287-92E00	65-14	67296-98JC0	67-24
	66-16		65-38	67296-98JD0	67-28
67246-98J00	67-31		66-15	67296-98JE0	67-37
67246-98J10	65-4		66-39	67296-98JF0	65-52
	66-4	67287-98J00	67-25		66-55
67246-98J20	66-51	67288-92E20	65-30	67297-98J00	65-53
67251-98J00	65-3		66-36		66-56
	66-3	67288-98J00	65-34	67300-93J00	50-45
67251-98J20	67-12		66-35		51-45
67252-98J00	67-38		67-44		52-45
67252-98J10	65-20	67288-98J10	65-46		53-45
	66-21		66-46	67361-93J00	50-46
67254-98J00	67-14		67-46		51-46
67255-98J00	67-8	67288-98J20	65-21		52-46
67256-98J00	67-10		66-22		53-46
67258-98J00	67-9		67-39	67467-89J01	31-25
67259-98J00	67-11	67288-98J30	65-47	67471-99E00	31-26
67261-98J00	65-5		66-47	68165-98J00	65-43
	66-5	67288-98J40	65-40		66-43
67261-98J10	66-6		66-34		67-54
67261-98J20	67-5	67288-98J50	67-23	68165-98J10	65-44
67261-98J30	67-6	67288-98J60	67-27		66-44
67263-98J00	65-6	67288-98J70	67-30	69711-93E10	3-19
	66-7	67292-98J00	65-22		4-19
67263-98J20	67-4		66-23		5-19
67264-98J00	67-3		67-40		6-19

PART NO.	FIG.NO.-REF.NO.	PART NO.	FIG.NO.-REF.NO.	PART NO.	FIG.NO.-REF.NO.
		01550-06127	3-8		1-8
			4-8		2-24
			5-8		3-9
			6-8		3-14
			15-70		3-15
			16-70		4-9
			17-70		4-14
			18-70		4-15
			30-28		5-9
			35-14		5-14
			36-9		5-15
			38-22		6-9
			38-29		6-14
			39-13		6-15
			39-19		27-33
			40-13		27-34
			40-19		31-21
			41-13		54-11
			41-19		55-11
			42-13		56-11
			42-19		57-11
			49-37	01550-0620A	8-25
			54-26		8-26
			54-27	01550-06257	9-13
			55-26		10-13
			55-27		11-13
			56-26		12-13
			56-27		14-10
			57-26		15-46
			57-27		16-46
			35-6	01550-06167	17-46
			35-11		18-46
			39-26		27-35
			40-26		36-10
			41-26	01550-06357	15-65
			42-26		16-65
			54-10		17-65
			54-12		18-65
			54-14		32-19
			54-25		39-27
			55-25		40-27
			55-12		55-12
			55-14		55-14
			57-25		56-10
			36-12	01550-06407	3-16
			56-12		56-12
			56-14		56-14
			1-29		57-10
			1-30		57-10
			19-23		57-12
			20-23		57-14
			21-23	01550-0616A	29-11
			22-23	01550-06207	1-4
					28-11
					28-29

PART NO.	FIG.NO.-REF.NO.	PART NO.	FIG.NO.-REF.NO.	PART NO.	FIG.NO.-REF.NO.
01550-08207	1-17		18-56		48-15
	1-35	02112-05107	15-30	09103-06093	37-17
	2-2		17-30	09103-06231	35-12
	14-9	02112-0612A	1-28	09103-06278	43-21
	34-23	02142-0408B	15-29	09103-06281	1-16
	50-14		17-29		14-7
	51-14	02142-05107	31-22		30-4
	52-14	02162-05207	28-13		32-20
	53-14	03112-06303	62-3	09103-08109	47-12
01550-08307	34-24	03122-05165	64-9	09103-08370	28-24
	47-9	03542-06169	54-13	09103-08437	13-4
	47-20		54-15	09103-12071	35-2
01550-0830A	8-13		55-13	09106-05030	35-8
	8-17		55-15	09108-08282	13-3
	8-21		56-13	09108-10115	48-8
	47-14		56-15	09108-12013	48-9
01550-08357	3-17		57-13	09116-06121	27-13
	4-17		57-15		43-16
	5-17	04211-11129	28-14	09116-06202	36-7
	6-17		28-32	09116-06236	48-27-1
	28-12	04211-13149	8-12		48-27-2
	28-30	06111-07004	33-23		49-18
01550-0835A	2-28	06111-11004	33-24	09116-08122	47-17
01550-08407	15-67	07130-0510A	2-18	09116-08126	47-36
	16-67	07130-05167	39-5	09116-08128	30-20
	17-67		40-5	09116-08131	23-16
	18-67		41-5		24-16
	19-18		42-5		25-16
	20-18	07130-0616A	2-17		26-16
	21-18	08110-60020	29-15	09116-08137	49-14
	22-18	08221-16256	33-9	09116-10134	47-35
01550-08457	2-29	08310-00067	38-17	09116-10135	47-28
01550-0845A	29-12	08316-10067	15-71	09116-10137	47-32
01550-08557	31-30		16-71	09116-10146	30-22
01550-0855A	8-7		17-71		47-34
01550-08607	1-18		18-71	09116-10150	49-7
	1-19	08316-10087	28-34	09116-10175	30-21
	28-31		38-2		45-29
	47-21	08321-0105A	39-6		47-29
01550-0865A	29-13		40-6		47-33
01550-0885A	29-14		41-6		48-21
01550-1025A	7-12		42-6	09116-10176	48-2
01550-1050A	30-19	08321-01067	38-18	09118-08127	50-19
01570-06357	15-50	08331-41359	31-23		51-19
	16-50	08331-4158A	33-37		52-19
	17-50	09100-12052	49-6		53-19
	18-50	09100-12085	43-10-1	09125-05048	37-15
02112-0406B	15-56		43-10-3	09125-06063	37-8
	16-56	09100-12092	43-10-2		43-5
	17-56	09100-14004	47-24		43-25

PART NO.	FIG.NO.-REF.NO.	PART NO.	FIG.NO.-REF.NO.	PART NO.	FIG.NO.-REF.NO.
					44-8
		09160-06055	31-27		17-62
		09160-06082	44-20		18-15
		09160-06084	15-61		18-62
			16-61		36-5
			17-61	09169-08038	47-37
			18-61	09169-08039	50-20
			31-10		51-20
09131-05004		09160-06094	31-10		52-20
09132-04034		09160-06104	67-49		53-20
		09160-06134	36-4		15-66
		09160-08082	50-38	09169-08042	16-66
			25-17		17-66
			26-17		18-66
			32-22		33-10
09136-06148		09160-08152	50-37	09180-32006	33-10
			51-11		29-9
			52-11	09181-12158	33-11-1
			53-11	09181-32035	33-11-2
09137-04004		09160-08161	39-8	09181-32037	33-11-3
			40-8	09181-32038	33-11-4
			41-8	09181-32039	33-11-5
			42-8	09181-32040	33-11-6
09139-06135		09160-10104	7-11	09181-32041	33-11-7
		09160-10141	49-8	09181-32042	33-11-8
		09160-10148	31-4	09181-32043	33-11-9
		09160-12066	49-9	09181-32044	33-11-10
		09160-13016	43-13	09181-32045	44-10
09139-06136		09160-13017	43-12	09181-39001	33-7-1
		09160-14066	48-23	09181-60004	33-7-2
		09160-15051	47-26	09181-60005	33-7-3
		09160-16050	48-16	09181-60006	33-7-4
			48-18	09181-60007	33-7-5
09140-05005		09160-17052	50-30	09181-60008	33-7-6
09140-10032			51-30	09181-60009	33-7-7
09140-16026			52-30	09181-60010	33-7-8
09141-18005			53-30	09181-60011	33-7-9
09159-08136			28-33	09181-60012	33-7-10
		09160-18028	49-33	09181-60013	33-14-1
09159-10116		09160-18031	2-10	09181-78001	33-14-2
09159-12014		09160-39001	44-9	09181-78002	33-14-3
09159-12062		09160-50006	33-13	09181-78003	33-14-4
09159-14020		09160-60012	33-12	09181-78004	33-14-5
09159-14026		09162-10005	45-26	09181-78005	33-14-6
		09168-10034	49-16	09181-78006	33-14-7
09159-22006		09168-12012	30-15	09181-78007	33-14-8
09159-28003		09168-12013	15-17	09181-78008	33-14-9
09160-05024			17-17	09181-78009	33-14-10
			66-38	09181-78010	33-15-1
09160-05029		09169-06062	15-15	09181-84001	33-15-2
			37-16	09181-84002	33-15-3
			39-4	09181-84003	33-15-4
			40-4		
			41-4		
			42-4		

PART NO.	FIG.NO.-REF.NO.	PART NO.	FIG.NO.-REF.NO.	PART NO.	FIG.NO.-REF.NO.
09181-84005	33-15-5		59-1		52-29
09181-84006	33-15-6		60-1		53-29
09181-84007	33-15-7		61-1	09306-24001	45-27
09181-84008	33-15-8	09260-10005	31-14	09320-08021	38-9
09181-84009	33-15-9	09261-05006	9-10	09320-08062	19-12
09181-84010	33-15-10		10-10		20-12
09202-05032	9-9		11-10		21-12
	10-9		12-10		22-12
	11-9	09262-17019	31-15	09320-08076	28-25
	12-9	09262-40017	8-3	09320-08501	15-12
09202-06031	23-18	09262-40018	8-2		16-12
	24-18	09263-30023	33-27		17-12
	25-18	09263-35048	49-4		18-12
	26-18	09263-72001	33-28	09320-09016	36-6
	35-3	09263-78001	33-44	09320-11013	50-21
	49-25	09263-80001	49-5		51-21
09202-08006	30-17	09263-83001	33-45		52-21
	30-18	09265-30033	33-16		53-21
	48-3	09265-32003	33-35	09320-12014	27-15
	48-10	09269-32002	33-5	09320-12072	15-34
	49-12	09280-00030	33-43		16-34
09202-08013	33-19	09280-00047	33-29		17-34
09204-01006	31-11	09280-06005	2-20		18-34
	44-21	09280-09008	30-27	09320-12076	36-8
09204-03003	49-34	09280-10009	2-15	09321-10030	50-13
09205-03004	32-4		28-10		50-22
09205-10006	31-12	09280-10016	2-16		51-13
09206-03001	49-3	09280-22019	1-14		51-22
09206-08001	1-3		14-8		52-13
	1-7		30-5		52-22
	1-27	09280-22020	29-10		53-13
	47-8	09280-26006	1-32		53-22
	47-13		27-14	09329-14002	50-42
09206-09012	32-21	09280-66004	33-32		51-42
09206-13019	2-13	09280-70012	8-6		52-42
09206-14004	1-20	09282-24004	33-33		53-42
09246-05006	2-21	09282-30006	33-30	09343-75001-600	15-10
09247-14041	19-11	09282-39001	44-11		15-36
	21-11	09283-10011	32-7		15-48
09247-14042	20-11	09283-32044	8-4		16-10
	22-11	09283-91001	7-13		16-36
09248-12009	30-16	09289-05012	9-22		16-48
09248-12011	31-13		10-22		17-10
09248-18006	2-11		11-22		17-36
09248-26001	2-9		12-22		17-48
09250-21003	50-47	09289-18001	31-16		18-10
	51-47	09306-06005	31-17		18-36
	52-47	09306-10001	31-18		18-48
	53-47	09306-17002	50-29	09352-50823-00B	15-73
09251-09002	58-1		51-29		16-73

PART NO.	FIG.NO.-REF.NO.	PART NO.	FIG.NO.-REF.NO.	PART NO.	FIG.NO.-REF.NO.
	17-73	09401-11425	19-14	09407-18402	38-24
	18-73		20-14	09407-25402	50-44
09352-50823-600	15-72		21-14		51-44
	16-72		22-14		52-44
	17-72	09401-13423	19-20		53-44
	18-72		20-20	09407-30401	39-20
09352-50903-00B	27-23		21-20		40-20
	27-24		22-20		41-20
09352-50903-600	27-16		28-22		42-20
	27-17		58-3	09408-00008	27-31
	27-18		58-6		38-25
	27-19		59-3		38-28
	27-20		60-3	09408-00012	38-27
	27-21		60-6	09408-00021	27-40
	27-22		61-3		36-13
09355-40805-00B	49-22	09401-14409	27-28	09408-00024	27-39
	62-5	09401-15414	27-37	09408-00056	27-32
09360-12008	15-18	09401-18410	3-7	09408-00105	15-60
	17-18		4-7		16-60
09360-12013	16-18		5-7		17-60
	18-18		6-7		18-60
09360-14009	19-13	09401-25406	27-29		19-16
	21-13	09403-07340	37-19		20-16
09360-14014	20-13	09403-09316	39-15		21-16
	22-13		40-15		22-16
09362-09008	49-23		41-15	09408-00135	19-21
09363-08004	15-19		42-15		20-21
	17-19	09403-11315	39-12		21-21
09367-06002	27-26		40-12		22-21
09367-10001	58-2		41-12	09408-00155	19-17
	59-2		42-12		20-17
	60-2	09403-13310	28-26		21-17
	61-2	09403-13402	63-23		22-17
09380-21002	45-28	09403-13408	35-13		28-27
09380-38003	44-12	09403-16307	19-15	09408-00184	38-26
09381-22010	7-4		20-15	09409-05302-5PK	50-9
09381-72001	33-36		21-15		51-9
09383-07003	32-13		22-15		52-9
09383-08004	31-19	09403-19409	37-9		53-9
09385-06012	31-28	09403-20308	38-23	09420-05009	23-19
09387-38002	48-5	09403-25304	27-30		23-26
09401-08412	15-57	09407-08401	64-14		24-19
	16-57	09407-10404	39-9		24-26
	17-57		40-9		25-19
	18-57		41-9		25-26
09401-08413	27-27		42-9		26-19
09401-11414	15-37		49-24		26-26
	16-37		62-6	09440-07051	31-20
	17-37		63-3	09440-19028	44-22
	18-37	09407-14407	37-11	09440-58001	33-21

SUZUKI DF300AP/250AP PARTS CATALOGUE

SUZUKI MOTOR CORPORATION All rights reserved

No part of this document may be reproduced or transmitted in any form or by any means, electronic or mechanical, for any purpose, without the express written permission of Suzuki Motor Corporation.

SUZUKI MOTOR CORPORATION

Technical Readiness Group, Quality Administration Department
300 Takatsuka, Minami, Hamamatsu, Japan

Reprint Prohibited

SUZUKI MOTOR CORPORATION
